



93-406-4403 Shown in Playa Noche

Fiber Cement Collection

Campania's Fiber Cement planters are made using cement, chopped fibers and/or a fiberglass mesh. The fiberglass mesh replaces the stone aggregate traditionally used in cast stone creating a planter that is about 25% lighter with a similar aesthetic. The clean and simple lines of Campania's Fiber Cement planters provide a distinctly modern sensibility and appeal. Fiber Cement planters are appropriate for indoor or outdoor use in medium-low traffic areas, patios, terraces and gardens. Fiber Cement is lighter than traditional cast stone and replicates the look and feel of poured concrete.

Available colors are Playa Blanca, Playa Noche and Playa.


Please note that actual colors may vary slightly from those depicted here.

Material	Item Description	Item #	Available Colors	Outside Dimensions	Inside Top Dimensions	Base Dimensions	Approx. Weight	Approx. Soil Capacity
Fiber Cement	Cedros Planter - S/3	93-406-4403 93-406-5803	(44) Playa Noche (58) Playa Blanca				128 lbs	
Fiber Cement	Cedros Planter - Large	93-406-4400 93-406-5800	(44) Playa Noche (58) Playa Blanca	20.5" Sq. x 26.75"H	16.75" Sq.	11.5" Sq.	70 lbs	2.5 cu ft.
Fiber Cement	Cedros Planter - Medium	93-406-4401 93-406-5801	(44) Playa Noche (58) Playa Blanca	16.25" Sq. x 21.25"H	12.5" Sq.	9.25" Sq.	43 lbs	1 cu ft.
Fiber Cement	Cedros Planter - Small	93-406-4402 93-406-5802	(44) Playa Noche (58) Playa Blanca	11.5" Sq. x 15.5"H	8.75" Sq.	6.5" Sq.	26 lbs	0.4 cu ft.

Note: Each planter is equipped with drainage holes.

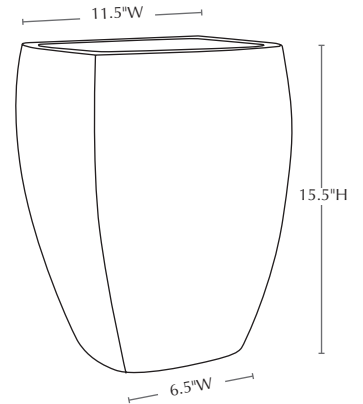
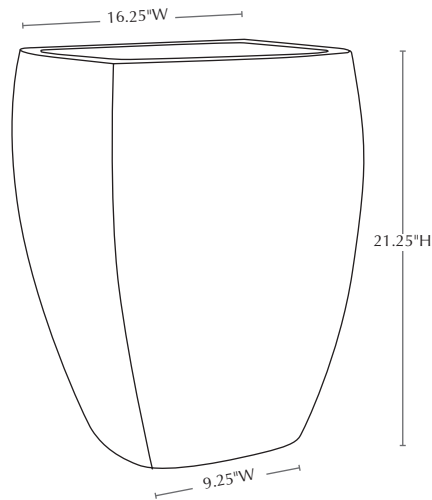
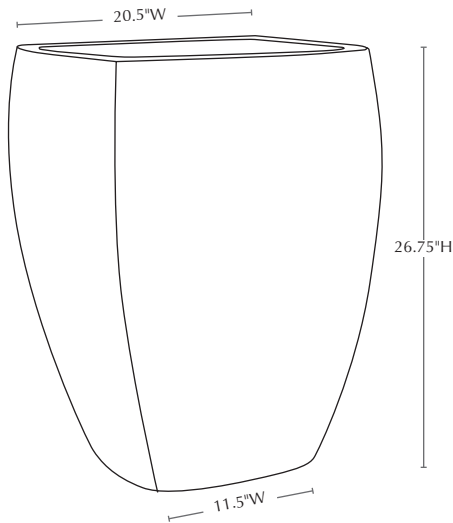
AVAILABLE COLORS

Please note: Actual colors may vary slightly from those depicted below.

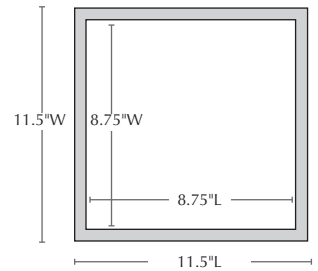
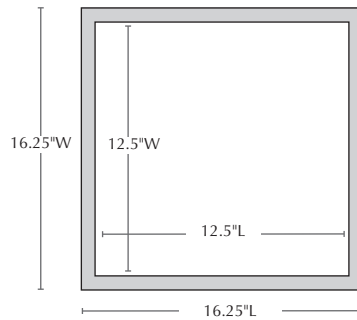
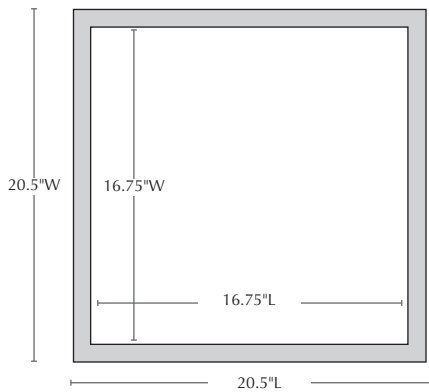


Cedros Planter

Isometric View



Top View



Materials: cement, chopped fibers and/or a fiberglass mesh

Care & Maintenance/Outdoor Planting Instructions: Our fiber cement planters are equipped with pre-installed drainage holes. The drain holes must be kept clear to maintain the longevity of your planter, especially in climates that undergo freeze thaw cycles in the winter. We recommend: Covering the drain holes with a mesh screen or equivalent to keep debris from clogging the openings; Filling the bottom of the planter with non-porous drainage material; Filling the remainder of the planter with a well-draining soil mix that will not retain water; and lastly, covering the soil with decorative mulch or pine bark to the top rim of the planter to discourage water from pooling on the surface.

Cleaning Instructions: Campania Fiber Cement planters can be cleaned with either water or Windex® with Ammonia-D. Spray down the surface of the planter where it is dirty and use a lint-free cloth or sponge to wipe the surface. Note that it may take several cycles of wiping and drying before the planter is completely clean. This is normal and to be expected with the texture in the fiber cement. Do not pressure wash, use alcohol based cleaners, apply corrosive cleaners or clean with anything abrasive.