

HZL-353ZR-C

JUKI



- *Automatic Needle Threader*
- *Drop Feed*
- *White LED Light*
- *Automatic One-Step Buttonholing*
- *Presser Foot Pressure Adjustment*
- *Free Arm and Accessory Box*


Quality Performance

Simple Operation




21 Built-in Sewing Patterns

Standard accessories




- | | |
|--------------------------|-------------------------|
| A. Standard presser foot | H. Bobbin (3x) |
| B. Zipper foot | I. Quilt guide |
| C. Buttonhole foot | J. Spool cap |
| D. Button sewing foot | K. Auxiliary spool pin |
| E. Screwdriver (L&S) | L. Pack of needles (3x) |
| F. Spool pin felt | M. Hard case |
| G. Seam ripper/brush | |



Automatic Needle Threader


The Automatic Needle Threader easily threads the needle without eyestrain and allows you to start sewing quickly.



Drop Feed

You can lower the feed dog for sewing button or free-motion quilting by simply moving the lever.

* Quilting foot is an optional part.



White LED Light

Brightens the needle entry area. LED light will not heat up even during long operations.



Automatic One-Step Buttonholing

By placing button on the buttonhole foot, the machine conveniently sews buttonholes automatically according to the size of the button.



Presser Foot Pressure Adjustment

Presser foot pressure can be adjusted for better sewing results according to the type of materials to be sewn.



Free Arm and Accessory Box

The Auxiliary Box slides off for the free arm sewing. Also standard accessory parts can be neatly stored in the Auxiliary Box.



Extra Front Feed Dogs, Drop-in Bobbin, Zigzag Width Adjusting Dial and more...

HZL-353ZR-C



21 Built-in Sewing Patterns


Discover the Simplicity!

Specifications

Sewing Speed	Max. 750 s.p.m.
Stitch Length	Max. 4mm
Zigzag Width	Max. 7mm
Lift of the Presser Foot	2-step lifter Max. 9mm
Needle	HA x1 #9-#18
Dimensions	410 (W) x 308 (H) x 177 (D) mm
Weight	7.1kg/15.7lb (Machine only)
Hook	Horizontal Rotary Hook

Optional accessories

- A. Decorate stitch foot
- B. Overcasting foot
- C. Rolled hemming foot
- D. Cording foot
- E. Blind stitch foot
- F. Quilt foot
- G. Straight stitch foot
- H. Gathering foot
- I. Walking foot
- J. Twin needle



JUKI

JUKI CORPORATION

2-11-1, Tsurumaki, Tama-shi, Tokyo
206-8551, Japan
<http://www.juki.co.jp>



JUKI CORPORATION HEAD OFFICE
Juki Corporation operates an environmental management system to promote and conduct the following as the company engages in the research, development, design, sales, distribution and maintenance of industrial sewing machines, household sewing machines, industrial robots, etc., and in the provision of sales and maintenance services for related systems.
(1) The development of products and engineering processes that are safe to the environment.
(2) Green procurement and green purchasing.
(3) Energy conservation (reduction in carbon-dioxide emissions).
(4) Resource saving (reduction of papers purchased, etc.).
(5) Reduction and recycling of waste.
(6) Improvement of logistics efficiency (modal shift and improvement of packaging, packing, etc.).