



Shown in English White Ash



EMBROIDERY CENTER PRO

SOLUTIONS FOR THE MULTI-NEEDLE
ENTHUSIAST

Ideal for multi-needle embroidery machines, the Embroidery Center Pro packs Koala's best design features into a studio for smaller spaces, distinctively designed for all your project needs. Includes a glide-out Embroidery Hoop Closet.



SOFT-CLOSING DRAWER

Keep your blanks and templates stored in the large, soft-closing drawer or on the adjustable shelves.



GLIDE-OUT HOOP CLOSET

The easy glide pull-out closet holds your hoops and frames within easy reach. A convenient notions tray is also included.

ADDITIONAL SPACE

The Embroidery Center Pro offers exceptional quality and design space. The size accommodates a smaller designated space, or can be paired with other studio models in completing a Koala Studio Suite.

Dimensions: 36" W x 24 5/8" D x 32 1/2" H



FITS YOUR MACHINE

The Embroidery Center Pro is designed to accommodate the Baby Lock and Brother professional multi-needle embroidery machines. Specify machine when ordering.









EMBROIDERY CENTER PRO

BASE MODEL -
Shown in English White Ash
Assembly required



BASE STUDIO INCLUDES:

- 
(A) Storage Compartment with adjustable shelves
- 
(B) Soft-closing drawer with stationary and adjustable alcove above
- 
(C) Easy-glide, pull-out hoop closet
- 
(D) Standard height of 32 1/2"
- 
(E) Rounded corners and beveled edges
- 
(F) Easy-roll, lockable casters

EMBROIDERY CENTER PRO

The Embroidery Center Pro provides a spacious soft-closing drawer. There's also a special space for the largest frames and smallest notions, so everything you need can be right at your fingertips.

Base model includes: *Glide-out hoop closet and one spacious storage drawer. Built at a height of 32 1/2", 36" width and 24 5/8" depth.*

The Baby Lock Alliance and Brother PRS100 require a different top and must be noted when ordering.

The Embroidery Center Pro comes in four elegant finishes*, each as stunning as it is durable. The thick vinyl veneer provides premium scratch- and water-resistance, and is easy to clean. Choose the color that best complements your home décor, style, and creativity.

FINISHES



ENGLISH WHITE ASH



NORTH AMERICAN OAK



ASIAN GOLDEN TEAK




BRAZILIAN CHERRY

* Please note: Actual color may vary slightly from printed swatches. Please visit your Koala retailer to view sample boards.

MATCHING KOALA SEWCOMFORT CHAIR

Complete the look and enjoy maximum comfort with a matching Koala SewComfort Chair. Six-way adjustments help you personalize your sewing experience and stay comfortable for hours. Choose a color and base finish to complement your Embroidery Center Pro.




JADE

MOCHA

SAPPHIRE

WINE



THE KOALA STUDIOS

MODULAR STUDIO SYSTEM

Koala Studios is dedicated to created workspaces that work for you and your home. Expand your sewing studio possibilities with our collection of caddies to complement your Embroidery Center Pro.



Slim Caddy

Double the storage space with an extra set of drawers. The Slim Caddy adds three soft-close drawers to either side of your Embroidery Center Pro.



Three Drawer Caddy

Enjoy convenient added storage for threads, fabric, notions, and accessories with the Three Drawer Caddy. A compact 36" wide when closed, it rolls easily and makes a wonderful companion piece to your Embroidery Center Pro.



Bernina Caddy

Store your Bernina Embroidery Module in a custom-designed drawer featured in the Bernina Caddy. With two additional soft-close drawers, this 36" caddy expands on what your Embroidery Center Pro can do.

KoalaTM
studios

www.koalacabinets.com

Koala furniture is assembled with globally sourced parts. Koala Studios are manufactured and distributed by Tacony Corporation.

Brought to You by Tacony Corporation®.

KLCB-HEMB • 0121



Fine Sewing Furniture
— Crafted for You —

Koala Studios are beautifully designed and assembled for you in the Midwest. Built with the finest materials, these luxury spaces feature structural elements and configuration options that support all brands of machines and sewing genres. Koala's exclusive ergonomic design inspires mastery and comfort while meeting the individual needs of your personal studio space. Choose your configuration and color, and Koala will build the studio of your dreams.