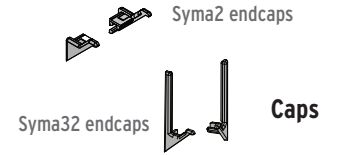
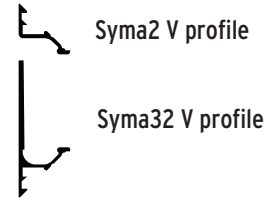


SYMA32 + 2 V PROFILE CLIP SYSTEM EXTRUSION HANDLES

COMPONENTS

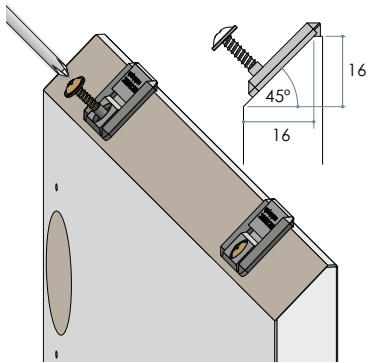


Assemble end caps using a rubber mallet to avoid damages

1

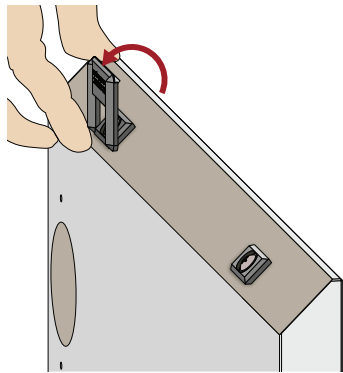
Place the reference from the front side and screw.

16mm ≥ Board Width



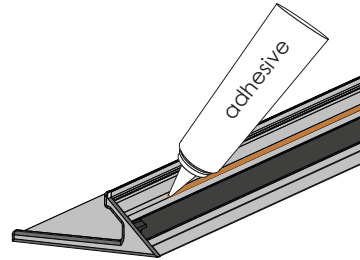
2

Remove references



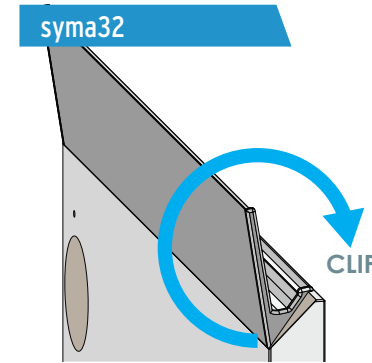
3

Apply adhesive



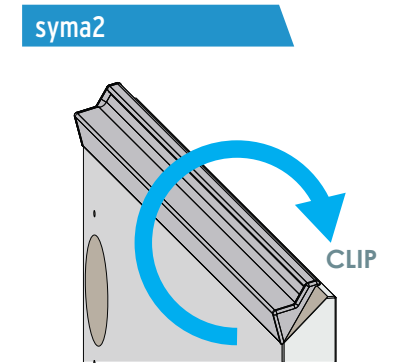
4

Place the handle from the back side.



5

Push handle down towards the front side until you hear Clip!



USE BOTH SYMA32 & SYMA2 EITHER TOGETHER OR INDIVIDUALLY