


ART GLASS PALETTE

*For Use With
Make It Your Own Patterns*


WHITES & SOFT GREY/NEUTRALS



Bright White



Cumulus




Gosh White



Enigma



Rain Cloud



Sterling




In-Stock Serena in Serenity (Bright White, Rain Cloud, and Spirit)




In-Stock Pompeii in Shoreline (Bright white, Rain Cloud, Enigma)

BLUES & GREENS




Jade




Emerald




Ocean Breeze




Colonial Blue




South Beach



Cyan



Blue Cloud



Persian Blue

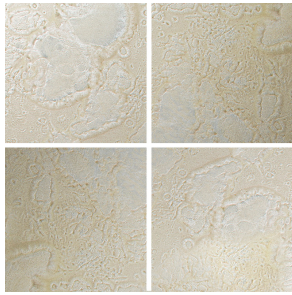


Make It Your Own Kesh in Jade, Enigma, Gosh White.



Make It Your Own Lotus in Persian Blue, Blue Cloud, Colonial Blue, Rain Cloud, and Bright White.

WARM TONES



Gilt




Ivory




Sand



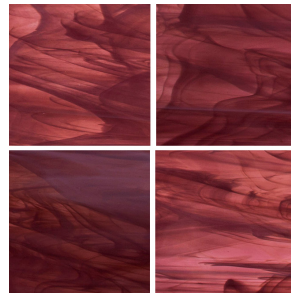
Clay




Grey Blue




Haute




Enchanted




Fire Red



Blush



Light Medium Beige



Sugarcane




Make It Your Own Echo in Sugarcane




Make It Your Own Random Linear in Grey Blue

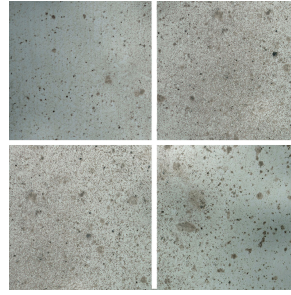
BOLDER GREYS & BLACK



Cinder




Lustre




Heirloom




Chrome



Celestine



Light Smoke



Black



In-Stock Papyrus in Rockefeller



Make It Your Own Estrella in Nightfall