









PIXEL ART

TAKE A SELFIE

1	2	3	4
5	6	7	8
9	10	11	12
13	14	15	16



Colore	Chiodini compresi nella confezione	Chiodini necessari	Chiodini aggiuntivi che ti servono
	7208	4201	0
	3816	2066	0
	2544	2223	0
	2544	2461	0
	5088	4896	0
	5936	3353	0


LEGGI ATTENTAMENTE PRIMA DI STAMPARE LE SCHEDE!

Stampa le schede-guida su carta comune in "DIMENSIONI REALI" cioè esattamente le stesse della tavoletta traforata; fai molta ATTENZIONE a NON ATTIVARE, sulla tua stampante, il comando "ADATTA AL FOGLIO" che ne varierebbe le dimensioni rendendole inutilizzabili. Ti consigliamo di stampare una pagina di prova con la scheda 1, controllarla con la tavoletta e poi stampare tutte le altre schede. Ritaglia le schede tenendo insieme il numero, ti servirà nel montaggio delle tavolette.



PIXEL ART


TAKE A SELFIE





PIXEL ART


TAKE A SELFIE





PIXEL ART


TAKE A SELFIE





PIXEL ART


TAKE A SELFIE





PIXEL ART

TAKE A SELFIE




5



PIXEL ART


TAKE A SELFIE





PIXEL ART


TAKE A SELFIE





PIXEL ART


TAKE A SELFIE





PIXEL ART


TAKE A SELFIE





PIXEL ART


TAKE A SELFIE





PIXEL ART


TAKE A SELFIE





PIXEL ART

TAKE A SELFIE




12



PIXEL ART

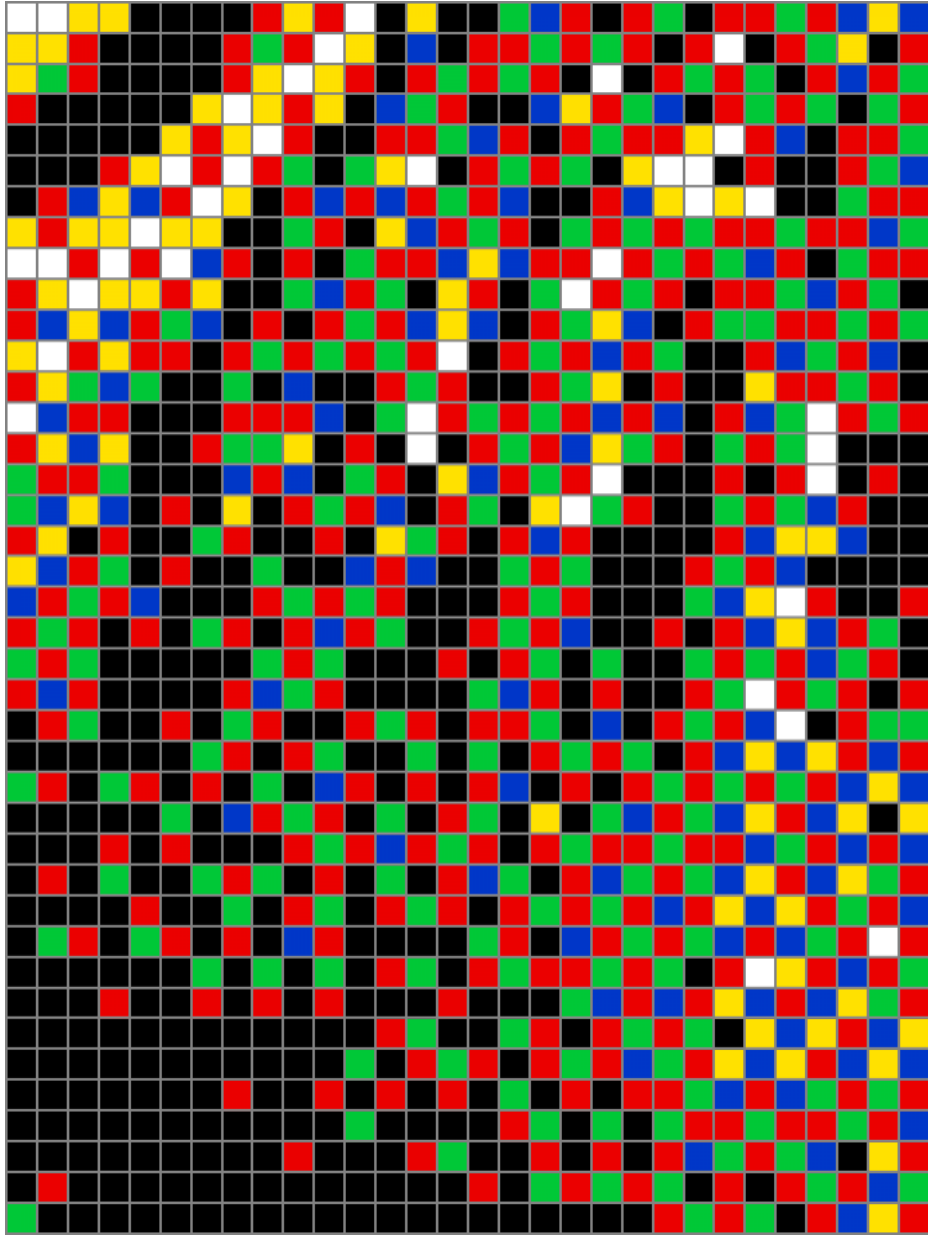
TAKE A SELFIE





PIXEL ART


TAKE A SELFIE





PIXEL ART

TAKE A SELFIE





PIXEL ART

TAKE A SELFIE

