

iHealth®

Wireless Pulse Oximeter

Oxymètre de pouls sans fil

Ossimetro wireless per il rilevamento del battito

Pulsioxímetro inalámbrico

Funkgesteuertes Pulsoximeter

Oxímetro de Pulso Wireless

Draadloze Pulse-Oxymeter

Ασύρματο Οξύμετρο Παλμού



OPERATION MANUAL

Manuel de presentation

Manuale dell'utente

Manual de Introducción

Bedienungsanleitung

Manual de Funcionamento



Gebruikshandleiding

Εγχειρίδιο Λειτουργίας

iHealth®












MODEL PO3M Wireless Pulse Oximeter OPERATION MANUAL

TABLE OF CONTENT

SYMBOLS	1
INTENDED USE	2
PARTS AND DISPLAY INDICATORS	2
PARTS AND DISPLAYS	3
DEVICE DESCRIPTION	3
CONTRAINDICATIONS	4
 WARNINGS	4
 Notice	4
USING YOUR PULSE OXIMETER	6
CARE AND MAINTENANCE	9
SPECIFICATIONS	10
TROUBLESHOOTING	12
IMPORTANT INFORMATION REQUIRED BY THE FCC	13
IMPORTANT INFORMATION REQUIRED BY THE INDUSTRY CANADA	13
Manufacturer Information	14
ELECTROMAGNETIC COMPATIBILITY INFORMATION	15

SYMBOLS

The symbols below associate with your PO3M

Symbols	Definition of Symbol
	Symbol for "THE OPERATION MANUAL MUST BE READ"
	Symbol for "WARNING"
	Symbol for "Type BF Applied Part"
	Symbol for "no alarm for SpO2"
	Symbol for "ENVIRONMENT PROTECTION-Waste electrical products should not be disposed of with household waste. Please recycle where facilities exist. Check with your local Authority of retailer for recycling advice".
	Symbol for "Use by date"
	Symbol for "Manufacturer"
	Symbol for "DATE OF MANUFACTURE"
	Symbol for "EUROPEAN REPRESENTATIVE"
	Symbol for "SERIAL NUMBER"
	Symbol for "KEEP DRY"
CE 0197	Symbol for "COMPLIES WITH MDD93/42/EEC REQUIREMENTS"

INTENDED USE

The PO3M Wireless Pulse Oximeter is a non-invasive device intended for spot-checking of functional oxygen saturation of arterial hemoglobin (SpO₂) and pulse rate.

The wireless pulse oximeter is intended to measure blood oxygen saturation and pulse rate of adults above 16 years old in home and hospital environments (including clinical use in internist/surgery, anesthesia, intensive care, etc.).

The Wireless Pulse oximeter is not intended for continuous monitoring.

Compatibility

The Wireless Pulse Oximeter PO3M is designed for use with the following devices:

iPhone 4S+

iPad 3+

iPad Mini+

iPad Air+

iPod Touch (5th generation)

Select Android devices

Requires iOS version 7.0+ or Android version 4.4+

PARTS AND DISPLAY INDICATORS

One (1) Wireless Pulse Oximeter PO3M

One (1) Lanyard

One (1) Operation Manual

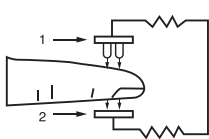
One (1) Quick Start Guide

One (1) USB cable

PARTS AND DISPLAYS



DEVICE DESCRIPTION



PO3M pulse oximeter measures the amount of oxygen in your blood and the pulse rate. The oximeter works by shining two light beams into the small blood vessels or capillaries of the finger; the measured signal is then obtained by a photosensitive element and processed by the microprocessor. The oxygen saturation (SpO₂) is measured as a percentage of full capacity.

Typically, a SpO₂ reading between 94%-99% is considered normal. High altitudes and other factors may affect what is considered normal for a given individual. Concerns about your readings should be shared with your physician or healthcare professional.

IEC 60601-1: 2005 + CORR. 1 (2006) + CORR. 2 (2007)/EN 60601-1:2006 /AC:2010 (Medical electrical equipment-Part1: General requirements for basic safety and essential performance)

IEC60601-1-2:2007/EN 60601-1-2:2007 /AC:2010 (Medical electrical equipment -- Part 1-2: General requirements for basic safety and essential performance - Collateral standard: Electromagnetic compatibility - Requirements and tests)

IEC 60601-1-11 (First Edition): 2010 (Medical electrical equipment-Part 1-11: General requirements for basic safety and essential performance – Collateral Standard: Requirements for medical electrical equipment and medical electrical systems used in the home healthcare environment)

ISO 80601-2-61:2011 (Medical electrical equipment-Particular requirements for the basic safety and essential performance of pulse oximeter equipment for medical use). Hereby, [Andon Health CO.,LTD], declares that this [PO3M] is in compliance with the essential requirements and other relevant provisions of Directive 1999/5/EC. Directive 1999/5/EC declaration of conformity can be downloaded on the following link : <https://www.ihealthlabs.eu/support/certifications>

CONTRAINDICATIONS

The PO3M Wireless Pulse Oximeter cannot be used on infant babies.

WARNINGS

- 1.This device is for use on adults only.
- 2.Certain activities may pose a risk of injury, including strangulation, if the lanyard should become wrapped around your neck. Use the lanyard with caution.
- 3.Do not use the device in a magnetic resonance (MR) environment.

Notice

1. Do not use the device as the only basis for making medical decisions. It is intended only to be used as additional information that you can give to your licensed health care professional.
2. The device might misinterpret excessive movement as good pulse strength. Limit finger movement as much as possible when using the device.
3. The device has no alarms of blood oxygen saturation and pulse rate, and it will not sound if the amount of oxygen in your blood is too low or your pulse rate is abnormal. If the measurement of SpO₂ and pulse rate is not in the normal range, please contact your health care professional.
4. Do not place the device in liquid or clean it with agents containing ammonium chloride or products that are not listed in this Operation Manual.
5. Any of the following conditions may reduce the performance of the device:
 - a) Flickering or very bright light;
 - b) Excessive Movement;
 - c) Weak pulse quality (low perfusion);
 - d) Low hemoglobin;
 - e) Nail polish, and/or artificial nails;
 - f) Any tests recently performed on you that required an injection of intravascular dyes
6. The device may not work if you have poor circulation. Rub your finger to increase circulation, or place the device on another finger.
7. The device measures oxygen saturation of functional hemoglobin. High levels of dysfunctional hemoglobin (caused by sickle cell anemia, carbon monoxide, etc.) could affect the accuracy of the measurements.
8. Do not use the device in a combustible environment (oxygen enriched environment).

9. Do not use the device outside the specified operating temperature range, and do not store the device outside the specified storage temperature ranges
10. The materials used in the device conform to the biocompatibility and nontoxic regulations and present no hazard to the body.
11. Use in emergency vehicles with communication systems may affect accuracy of the measurements.
12. The packaging of the device is recyclable, and it must be collected and disposed according to the related regulation in the country or region where the package of the device or its accessories is opened.
13. Any material of the device that may cause pollution must be collected and disposed according to local rules and requirements.
14. Any single functional tester cannot be used to assess the accuracy of a pulse oximeter.
15. Do not stare at the lighting LED, as it may irritate your eyes.
16. The device is calibrated to display FUNCTIONAL OXYGEN SATURATION
17. Do not use the device for more than 30 minutes.
18. The wavelength range of pulse oximeter can be especially useful to clinicians
19. Because the pulse oximeter measurements are statistically distributed, only about two-thirds of pulse oximeter measurements can be expected to fall within ± 2 Arms of the value measured by a oximeter.
20. The SpO₂ accuracy was tested by comparing it to a Co-oximeter and the pulse rate accuracy was tested by comparing it to a function tester.
21. The device shall not be installed close to or stacked with other devices. When it is necessary to be close to or stacked with other devices, please observe if the device can operate normally under such setting first. For recommended measures of avoiding or reducing such interference, please refer to the section of "ELECTROMAGNETIC COMPATIBILITY INFORMATION".

USING YOUR PULSE OXIMETER

Before Using Pulse Oximeter

The wireless pulse oximeter may be used when the user is seated, standing or lying down. The user should not walk or run during measurements and should take care of not excessively moving the finger where the device is attached and the corresponding hand and arm.

It is recommended that the user should wash hands before use. Nail polish, especially dark shades, may affect the accuracy of the measurement and it is suggested that any polish be removed prior to monitoring.

The device is suitable for using on any finger excluding the thumb. It is preferred to use the index or middle finger.

Charge The Battery Before First Use

Plug the iHealth Wireless Pulse Oximeter into a USB port for three hours or until the battery indicator turns off.

Download App

Download the free “iHealth MyVitals” app from the Apple App Store or Google Play Store. Follow the on-screen instruction to register and set up your iHealth user account.

Access iHealth Cloud

Upon setting up your app user account, you will also have access to a free, secure

iHealth Cloud account by using your app email and password.
Go to www.ihealthlabs.com, then click on "Sign In".

Turn Bluetooth "On"

Your iHealth Wireless Pulse Oximeter uses *Bluetooth 4.0* Low Energy (BLE) technology. Enable *Bluetooth* on your mobile device and launch the app to initiate the connection. The *Bluetooth* icon will light up and stop flashing when a successful connection is established. The date and time of the Pulse Oximeter will be synced with your mobile device upon a successful connection.

TESTING INSTRUCTIONS

1. Open the clamp of the Pulse Oximeter, then place your middle, ring or index finger of your left hand into the rubber opening of the oximeter with nail side down and display side up, as pictured.



2. On the front panel, press the "Start" button once to turn the oximeter on.
3. Keep your hand still for the reading.
4. After a few seconds, your SpO2 reading will appear on the oximeter display screen and the app if the app is turned on.
5. If the signal strength is too low, switch to another finger and perform the test again.


USING WITHOUT SMART DEVICE

After it has been used for the first time, the date and time of the Pulse Oximeter PO3M will be synchronized with your device. It can also be used without being connected to a smart device. In this case, the measurement data is stored in the memory and can be uploaded to the app when the connection is re-established. The Pulse Oximeter PO3M can store up to 100 measurements. When the memory is full, any new measurement overwrites the oldest ones.

CARE AND MAINTENANCE

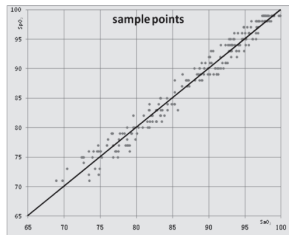
1. Clean the device once per week or more frequently if handled by multiple users.
2. Wipe the device with a soft cloth dampened with rubbing alcohol to avoid cross infection. Do not pour the alcohol directly on or into the device. Dry with a soft cloth, or allow to air dry.
3. Avoid dropping this device on a hard surface.
4. Do not immerse the device in water or other liquid, as this will result in damage to the device.
5. If this device is stored below 0 C , please acclimate the device to room temperature before use.
6. Do not try to disassemble this device.
7. The PO3M is a precision electronic instrument and must be repaired/serviced by an accredited iHealth service center.
8. Incorrect replacement of battery by inadequately trained personnel could result in an unacceptable risk (e.g., excessive temperatures, fire or explosion).
9. The patient simulator « Index 2 », made by the Fluke company, can be used to verify operation of the oximeter.
10. The expected service life of the PO3M is about 5 years.

SPECIFICATIONS

- 1.Model: PO3M
- 2.Classification: Internally powered, type BF
- 3.Enclosure degree of ingress protection: IPX1
- 4.Display System: LED
- 5.Power Source: battery 3.7V  Lithium-ion 390mAh
- 6.Peak wavelength: 660nm/880nm;
- 7.Maximum optical output power: 1mW;
- 8.SpO2 Measuring Range: 70-99%
- 9.Average Root Mean Square (ARMS) of SpO2 Accuracy: 80%~99%: $\pm 2\%$, 70%~79%: $\pm 3\%$, <70%: no definition.
- 10.

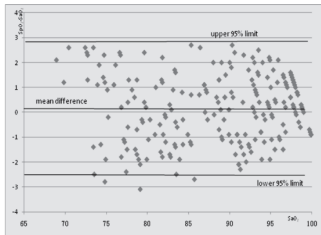
Range	Arms
90%~100%	1.2215
80%~89%	1.3282
70%~79%	1.7277

The figure below shows the graphical plot of all SaO2 versus SpO2 with linear regression fit for all the sample data in the clinical protocol.



Scatter plot of SaO₂ versus SpO₂ with linear regression fit


The figure below shows the graphical plot of SaO₂ versus error (SpO₂ – SaO₂) with upper 95% and lower 95% limits of agreement:



Scatter plot of difference between methods against the SaO₂

11. Pulse Rate Measuring Range: 30/min-250/min
12. Pulse Rate Accuracy: 30/min ~ 99/min: ± 2 , 100/min ~ 250/min: $\pm 2\%$.
13. Data update period: 15s
14. Automatic Shut-off: After 8 seconds of no indication on the sensors
15. Operation Environment: 5 °C -40 °C ; Humidity <80%; Atmospheric pressure: 700hPa-1060hPa
16. Storage Environment: -20 °C -55 °C ; Humidity <95%; Atmospheric pressure: 700hPa-1060hPa

TROUBLESHOOTING

Problem	Possible Cause	Solution
SpO2 or pulse rate shows no value, or the number fluctuates.	<ol style="list-style-type: none"> 1.Finger may not be inserted correctly. 2.Finger or hand may be moving. 3.The device may be damaged 	<ol style="list-style-type: none"> 1.Remove finger and re-insert, as directed. 2.Try to keep perfectly still and test again. 3.Please contact the iHealth Customer Service at 1-855-816-7705 or support@ihealthlabs.com
The device does not turn on.	<ol style="list-style-type: none"> 1.The battery may be low. 2.The device might be damaged. 	<ol style="list-style-type: none"> 1.Charge the battery and try again. 2.Please contact the iHealth Customer Service at 1-855-816-7705 or support@ihealthlabs.com
"E1" is displayed on the screen	The sensor is damaged	Please contact the iHealth Customer Service at 1-855-816-7705 or support@ihealthlabs.com
Low Battery indicator is  blinking.	The battery is low.	Charge the battery and try again.
The app cannot find the Wireless Pulse Oximeter PO3M.	The <i>Bluetooth</i> does not work	Re-establish the <i>Bluetooth</i> connection. If still not successful, restart your wireless device

IMPORTANT INFORMATION REQUIRED BY THE FCC

This device complies with Part 15 of the FCC Rules. Its operation is subject to the following two conditions:

- (1) This device may not cause harmful interference.
- (2) This device must accept any interference received, including interference that may cause undesired operation.

Note: This product has been tested and found to comply with the limits for a Class B digital device, pursuant to Part 15 of the FCC Rules. These limits are designed to provide reasonable protection against harmful interference in a residential installation. This product generates, uses, and can radiate radio frequency energy and, if not installed and used in accordance with the instructions, may cause harmful interference to radio communications. However, there is no guarantee that interference will not occur in a particular installation. If this product does cause harmful interference to radio or television reception, which can be determined by turning the equipment of and on, the user is encouraged to try to correct the interference by one or more of the following measures:

- Reorient or relocate the receiving antenna.
- Increase the separation between the equipment and receiver.
- Connect the equipment into an outlet on a circuit different from that to which the receiver is connected.
- Consult the dealer or an experienced radio/TV technician for help.

IMPORTANT INFORMATION REQUIRED BY THE INDUSTRY CANADA

Under Industry Canada regulations, this radio transmitter may only operate using an antenna of a type and maximum (or lesser) gain approved for the transmitter by

Industry Canada. To reduce potential radio interference to other users, the antenna type and its gain should be so chosen that the equivalent isotropically radiated power (e.i.r.p.) is not more than that necessary for successful communication.

This device complies with Industry Canada license-exempt RSS standard(s). Operation is subject to the following two conditions: (1) this device may not cause interference, and (2) this device must accept any interference, including interference that may cause undesired operation of the device.

Manufacturer Information



ANDON HEALTH CO., LTD.

No. 3 Jinping Street, YaAn Road, Nankai District, Tianjin 300190, China.

Tel: 86-22-60526081

Manufactured for iHealth Labs Inc.

Mountain View, CA 94043 USA

Toll Free: 1-855-816-7705

www.iHealthlabs.com

support@ihealthlabs.com



iHealthLabs Europe SARL

3 rue Tronchet, 75008, Paris, France

Tel: +33 1 44 94 04 81

Email: support@ihealthlabs.eu

iHealth is a trademark of iHealth Labs Inc. *Bluetooth*[®] associated logos are registered trademarks owned by *Bluetooth* SIG, Inc. and any use of such marks by iHealth Labs Inc. is permitted under license. Other trademarks and trade names are those of their respective owners.

ELECTROMAGNETIC COMPATIBILITY INFORMATION

Table 1

For all ME EQUIPMENT and ME SYSTEMS


Guidance and manufacture's declaration - electromagnetic emissions		
The PO3M is intended for use in the electromagnetic environment specified below. The customer or the user of the PO3M should assure that it is used in such an environment.		
Emissions test	Compliance	Electromagnetic environment - guidance
RF emissions CISPR 11	Group 1	The PO3M uses RF energy only for its internal function. Therefore, its RF emissions are very low and are not likely to cause any interference in nearby electronic equipment.
RF emissions CISPR 11	Class B	The PO3M is suitable for use in all establishments other than domestic and those directly connected to the public low-voltage power supply network that supplies buildings used for domestic purposes.
Harmonic emissions IEC/EN 61000-3-2	Not applicable	
Voltage fluctuations/ flicker emissions IEC/EN 61000-3-3	Not applicable	

Table 2
For all ME EQUIPMENT and ME SYSTEMS

Guidance and manufacturer's declaration - electromagnetic immunity			
The PO3M is intended for use in the electromagnetic environment specified below. The customer or the user of the PO3M should assure that it is used in such an environment.			
IMMUNITY test	IEC 60601 test level	Compliance level	Electromagnetic environment - guidance
Electrostatic discharge (ESD) IEC/EN 61000-4-2	± 6 kV contact ± 8 kV air	± 6 kV contact ± 8 kV air	Floors should be wood, concrete or ceramic tile. If floors are covered with synthetic material, the relative humidity should be at least 30 %.
Power frequency (50/60 Hz) magnetic field IEC/EN 61000-4-8	3 A/m	3 A/m	Power frequency magnetic fields should be at levels characteristic of a typical location in a typical commercial or hospital environment.
NOTE: UT is the A.C. mains voltage prior to application of the test level.			

Table 3**For ME EQUIPMENT and ME SYSTEMS that are not LIFE-SUPPORTING**

Guidance and manufacturer's declaration - electromagnetic immunity			
The PO3M is intended for use in the electromagnetic environment specified below. The customer or the user of the PO3M should assure that it is used in such an environment.			
IMMUNITY test	IEC/EN 60601 test level	Compliance level	Electromagnetic environment - guidance
Radiated RF IEC/EN 61000-4-3	3 V/m 80 MHz to 2.5 GHz	3 V/m	<p>Portable and mobile RF communications equipment should be used no closer to any part of the [PO3M], including cables, than the recommended separation distance calculated from the equation applicable to the frequency of the transmitter.</p> <p>Recommended separation distance :</p> <p>$d=1.2\sqrt{P}$ 80 MHz to 800 MHz</p> <p>$d=2.3\sqrt{P}$ 800 MHz to 2,5 GHz</p> <p>Where P is the maximum output power rating of the transmitter in watts (W) according to the transmitter manufacturer and d is</p>

			<p>the recommended separation distance in meters (m). Field strengths from fixed RF transmitters, as determined by an electromagnetic site survey, a should be less than the compliance level in each frequency range. b Interference may occur in the vicinity of equipment marked with the following symbol:</p> 
--	--	--	--

NOTE 1 At 80 MHz and 800 MHz, the higher frequency range applies.

NOTE 2 These guidelines may not apply in all situations. Electromagnetic propagation is affected by absorption and reflection from structures, objects and people.

A) Field strengths from fixed transmitters, such as base stations for radio (cellular/cordless) telephones and land mobile radios, amateur radio, AM and FM radio broadcast and TV broadcast cannot be predicted theoretically with accuracy. To assess the electromagnetic environment due to fixed RF transmitters, an electromagnetic site survey should be considered. If the measured field strength in the location in which the PO3M is used exceeds the applicable RF compliance level above, the PO3M should be observed to verify normal operation. If abnormal performance is observed, additional measures may be necessary, such as re-orienting or relocating the [PO3M].

B) Over the frequency range 150 kHz to 80 MHz, field strengths should be less than [V1] V/m.

Table 4**For ME EQUIPMENT and ME SYSTEMS that are not LIFE-SUPPORTING**

Recommended separation distances between portable and mobile RF communications equipment and the [PO3M]			
The PO3M is intended for use in an electromagnetic environment in which radiated RF disturbances are controlled. The customer or the user of the PO3M can help prevent electromagnetic interference by maintaining a minimum distance between portable and mobile RF communications equipment (transmitters) and the PO3M as recommended below, according to the maximum output power of the communications equipment.			
Rated maximum output power of transmitter W	Separation distance according to frequency of transmitter		
	m		
	150 kHz to 80 MHz	80 MHz to 800 MHz	800 MHz to 2,5 GHz
	$d=1.2\sqrt{p}$	$d=1.2\sqrt{p}$	$d=2.3\sqrt{p}$
0,01	0.12	0.12	0.23
0,1	0.38	0.38	0.73
1	1.2	1.2	2.3
10	3.8	3.8	7.3
100	12	12	23

For transmitters rated at a maximum output power not listed above, the recommended separation distance d in meters (m) can be determined using the equation applicable to the frequency of the transmitter, where P is the maximum output power rating of the transmitter in watts (W) according to the transmitter manufacturer.

NOTE 1 At 80 MHz and 800 MHz, the separation distance for the higher frequency range applies.

NOTE 2 These guidelines may not apply in all situations. Electromagnetic propagation is affected by absorption and reflection from structures, objects and people.



CE 0197