



Second Grade

REVIEW

Name _____

CONTRACTION ACTION

Spin the contraction spinner. Write the contraction. Then write the two words that make up the contraction.




| Contraction | First |
|-------------|-------|
| shouldn't | sho |
| | |
| | |
| | |
| | |

Name _____

COUNT THOSE COINS

Directions: Count the coins and write the total in the box next to the coins.





| | | |
|----------------------|----------------------|----------------------|
| <input type="text"/> | <input type="text"/> | <input type="text"/> |
| <input type="text"/> | <input type="text"/> | <input type="text"/> |
| <input type="text"/> | <input type="text"/> | <input type="text"/> |


Name _____


SUBTRACT AND COLOR


Solve the problems. Write the answer near the problem. Color the candle.

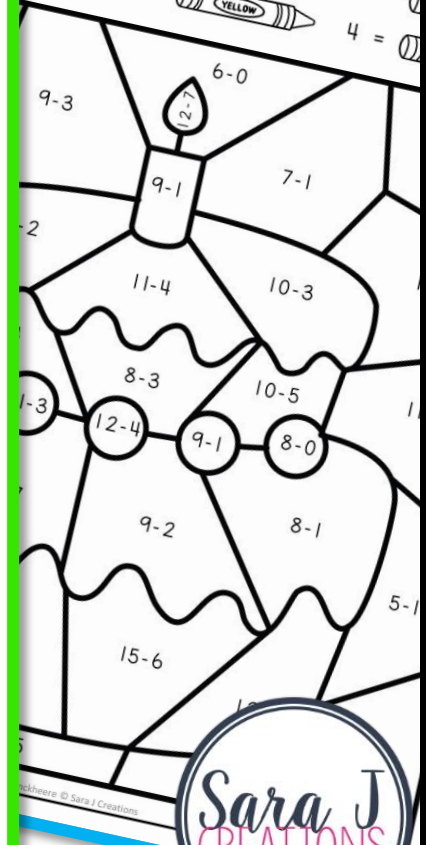
8 =  RED

6 =  BLUE

5 =  YELLOW

7 = 

4 = 



9-3

6-0

9-1

7-1

11-4

10-3

8-3

10-5

1-3

12-4

9-1


8-0

9-2

8-1

15-6

5-1



ABOUT THIS PRODUCT

80 ready to print, no prep
pages for review

- just print and copy the pages relevant for your students
- includes 50 math pages, 30 literacy pages


Ideas for use


- End of the year review for second grade
- Summer review for end of the year second graders
- Back to school refresher for second graders
- Tutoring for 1st or 2nd graders
- In class review of a variety of concepts
- Distance Learning Printable Packet

Some topics included

- Telling time, shapes, fractions, comparing numbers, money, place value, addition & subtraction (single & multi digit), even & odd numbers, graphing
- Free write, letter writing, vowel sounds, sight words, parts of speech, editing sentences

Name: _____

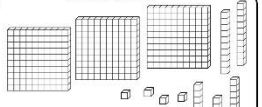
What time is it? 

How much money is this? 


Write this number in **736**


Expanded Form: _____

Word Form: _____

What is this number? 


Name: _____


What time is it? 

How much money is this? 

Write this number in **812**

Name: _____

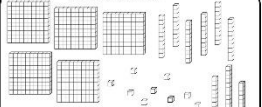
What time is it? 

How much money is this? 


Write this number in **625**


Expanded Form: _____

Word Form: _____

What is this number? 

Name: _____


What time is it? 

How much money is this? 


Write this number in **354**


Expanded Form: _____

Word Form: _____

What is this number? 

Name: _____

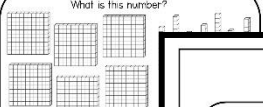
What time is it? 

How much money is this? 


Write this number in **930**

Expanded Form: _____

Word Form: _____

What is this number? 

Name: _____


Write the fraction for the shaded part. 

Jessica went to the beach and started counting of the different colored bathing suits she saw. She saw 4 red, 6 blue, 7 green, 2 white, 8 pink and 1 black bathing suit. How many did she see altogether?

Write this number in **600+40+3**

Standard Form: _____

Word Form: _____


Write the fraction for the shaded part. 

When I went on vacation I took lots of pictures. I took 342 pictures. When I got home, I deleted 36 blurry pictures. How many pictures did I have left from my vacation?

Write this number in **400+90+9**

Standard Form: _____

Word Form: _____


Write the fraction for the shaded part. 

I went outside to play with my friend of 100. My mom said I needed to be home by 6:00 for dinner. How many hours do I have to play?

Write this number in **800+10+1**

Standard Form: _____


Word Form: _____

Write the fraction for the shaded part. 

I'm thinking of a number. It has 8 tens. It has four hundreds. It was nine ones. What number am I thinking of?

Write this number in **821**

Word Form: _____


Write the fraction for the shaded part. 

My mom was baking cookies for a picnic. She baked 23 chocolate chip cookies. She baked 5 oatmeal raisin cookies and 35 sugar cookies. How many cookies did my mom bake?

Write this number in **900+10+6**

Standard Form: _____

Word Form: _____

Write the fraction for the shaded part. 

Favorite Subjects

Math:

Reading:

Science:

Art:

What subject do people like the most? _____

How many people like reading best? _____

Fill in the blanks

300, 310, 320, _____

Favorite Colors

Red:

Blue:


Green:

Yellow:

Pink:

Black:

White:

Write the fraction for the shaded part. 

What did you drink for lunch?

Milk:


Water:

Juice:

Soda:

Who drank the least? _____

More people drank milk than water?

Write the fraction for the shaded part. 


Fill in the blanks

555, 560, 565, _____

364 - 251 = _____

Name: _____

Is this number even or odd? **418**


Write the fraction for the shaded part. 

My mom was baking cookies for a picnic. She baked 23 chocolate chip cookies. She baked 5 oatmeal raisin cookies and 35 sugar cookies. How many cookies did my mom bake?

Write this number in **900+10+6**

Standard Form: _____

Word Form: _____

Write the fraction for the shaded part. 

Favorite Subjects

Math:

Reading:

Science:

Art:

What subject do people like the most? _____

How many people like reading best? _____

Fill in the blanks

300, 310, 320, _____

Favorite Colors

Red:

Blue:

Green:


Yellow:

Pink:

Black:

White:

Name: _____


Write the fraction for the shaded part. 

When I went on vacation I took lots of pictures. I took 342 pictures. When I got home, I deleted 36 blurry pictures. How many pictures did I have left from my vacation?

Write this number in **400+90+9**

Standard Form: _____

Word Form: _____


Write the fraction for the shaded part. 

I went outside to play with my friend of 100. My mom said I needed to be home by 6:00 for dinner. How many hours do I have to play?

Write this number in **800+10+1**

Standard Form: _____


Word Form: _____

Write the fraction for the shaded part. 

I'm thinking of a number. It has 8 tens. It has four hundreds. It was nine ones. What number am I thinking of?

Write this number in **821**

Word Form: _____


Write the fraction for the shaded part. 

My mom was baking cookies for a picnic. She baked 23 chocolate chip cookies. She baked 5 oatmeal raisin cookies and 35 sugar cookies. How many cookies did my mom bake?

Write this number in **900+10+6**

Standard Form: _____

Word Form: _____

Write the fraction for the shaded part. 

Favorite Subjects

Math:

Reading:

Science:

Art:

What subject do people like the most? _____

How many people like reading best? _____

Fill in the blanks

300, 310, 320, _____

Favorite Colors

Red:

Blue:

Green:


Yellow:

Pink:

Black:

White:

Name: _____


Write the fraction for the shaded part. 

I went outside to play with my friend of 100. My mom said I needed to be home by 6:00 for dinner. How many hours do I have to play?

Write this number in **800+10+1**

Standard Form: _____


Word Form: _____

Write the fraction for the shaded part. 

I'm thinking of a number. It has 8 tens. It has four hundreds. It was nine ones. What number am I thinking of?

Write this number in **821**

Word Form: _____


Write the fraction for the shaded part. 

My mom was baking cookies for a picnic. She baked 23 chocolate chip cookies. She baked 5 oatmeal raisin cookies and 35 sugar cookies. How many cookies did my mom bake?

Write this number in **900+10+6**

Standard Form: _____

Word Form: _____

Write the fraction for the shaded part. 

Favorite Subjects

Math:

Reading:

Science:

Art:

What subject do people like the most? _____

How many people like reading best? _____

Fill in the blanks

300, 310, 320, _____

Favorite Colors

Red:

Blue:

Green:


Yellow:

Pink:

Black:

White:


Name: _____

Write the fraction for the shaded part. 

I'm thinking of a number. It has 8 tens. It has four hundreds. It was nine ones. What number am I thinking of?

Write this number in **821**

Word Form: _____


Write the fraction for the shaded part. 

My mom was baking cookies for a picnic. She baked 23 chocolate chip cookies. She baked 5 oatmeal raisin cookies and 35 sugar cookies. How many cookies did my mom bake?

Write this number in **900+10+6**

Standard Form: _____

Word Form: _____

Write the fraction for the shaded part. 

Favorite Subjects

Math:

Reading:

Science:

Art:

What subject do people like the most? _____

How many people like reading best? _____

Fill in the blanks

300, 310, 320, _____

Favorite Colors

Red:

Blue:

Green:


Yellow:

Pink:

Black:

White:

Name: _____


Write the fraction for the shaded part. 

When I went on vacation I took lots of pictures. I took 342 pictures. When I got home, I deleted 36 blurry pictures. How many pictures did I have left from my vacation?

Write this number in **400+90+9**

Standard Form: _____

Word Form: _____


Write the fraction for the shaded part. 

I went outside to play with my friend of 100. My mom said I needed to be home by 6:00 for dinner. How many hours do I have to play?

Write this number in **800+10+1**

Standard Form: _____


Word Form: _____

Write the fraction for the shaded part. 

I'm thinking of a number. It has 8 tens. It has four hundreds. It was nine ones. What number am I thinking of?

Write this number in **821**

Word Form: _____


Write the fraction for the shaded part. 

My mom was baking cookies for a picnic. She baked 23 chocolate chip cookies. She baked 5 oatmeal raisin cookies and 35 sugar cookies. How many cookies did my mom bake?

Write this number in **900+10+6**

Standard Form: _____

Word Form: _____

Write the fraction for the shaded part. 

Favorite Subjects

Math:

Reading:

Science:

Art:

What subject do people like the most? _____

How many people like reading best? _____

Fill in the blanks

300, 310, 320, _____

Favorite Colors

Red:

Blue:

Green:


Yellow:

Pink:

Black:

White:

Name: _____


Write the fraction for the shaded part. 

I went outside to play with my friend of 100. My mom said I needed to be home by 6:00 for dinner. How many hours do I have to play?

Write this number in **800+10+1**

Standard Form: _____


Word Form: _____

Write the fraction for the shaded part. 

I'm thinking of a number. It has 8 tens. It has four hundreds. It was nine ones. What number am I thinking of?

Write this number in **821**

Word Form: _____


Write the fraction for the shaded part. 

My mom was baking cookies for a picnic. She baked 23 chocolate chip cookies. She baked 5 oatmeal raisin cookies and 35 sugar cookies. How many cookies did my mom bake?

Write this number in **900+10+6**

Standard Form: _____

Word Form: _____

Write the fraction for the shaded part. 

Favorite Subjects

Math:

Reading:

Science:

Art:

What subject do people like the most? _____

How many people like reading best? _____

Fill in the blanks

300, 310, 320, _____

Favorite Colors

Red:

Blue:

Green:

Yellow:

Pink:

Black:

White:

No Prep Math & Literacy Activities

Second Grade REVIEW

Name: _____

ADD AND COLOR

Solve the problems. Write the answer near the problem. Color using the key below.

10 = (BLUE) 13 = (RED) 16 = (GRAY)

11 = (GREEN) 14 = (YELLOW) 17 = (PURPLE)

12 = (WHITE) 15 = (PINK) 18 = (ORANGE)

7+6 10+6 7+7 10+1

9+2

4+10 8+2 6+4

Name: _____

ADD AND COLOR

Solve the problems. Write the answer near the problem. Color using the key below.

17 = (RED) 19 = (GRAY)

18 = (YELLOW) 20 = (BLACK)

10+5 12+3 6+9

10+8 5+10

7+11 11+8 9+10 14+5 9+9 7+8

10+10 11+6 10+7 13+7

10+8 9+8 10+9 8+9 6+12

8+11 6+13 16+0

8+10 9+9 8+8

10+6 12+4 7+9

Name: _____

ADD AND COLOR

Solve the problems. Write the answer near the problem. Color using the key below.

10 or less = (RED) 14-15 = (BLUE) 19-20 = (WHITE)

11-13 = (GREEN) 16-18 = (YELLOW) >21 or more = (ORANGE)

7+7 9+8 8+6 9+9

8+8 7+7+7 9+6

8+8+8 8+3 10+6+5 8+9

10+4 10+5 10+6+5 8+1

10+8 2+4 5+3

6+9 10+10+2 7+3 5+4 6+3

4+2 12+2

9+5 7+1 2+3 9+1

7+9 9+7 10+5 8+8

Contraction Action

Write the contraction. Then write the two words that make up the contraction.

| Contraction | First | Second |
|-------------|-------|---------|
| shouldn't | sh | ouldn't |

Count those coins

Directions: Count the coins and write the amount in the box.

subtract and color

Solve the problems. Write the answer near the problem. Color using the key below.

Blue = 8 Brown = 2

Red = 6 Orange = 5

Green = 10 Purple = 3

Sara J. Creations

Name: _____

SUBTRACT AND COLOR

Solve the problems. Write the answer near the problem. Color using the key below.

10 = 5 = 6 =
 11 = 4 = 7 =
 12 = 3 = 8 =

5-2 7-4 8-5 9-6 10-7 5-2
 11-6 11-6 11-6 11-6 11-6 11-6
 6-3 12-2 11-8 9-1 10-7 10-2
 14-2 12-0 9-6 14-7 11-8 12-9

Name: _____

SUBTRACT AND COLOR

Solve the problems. Write the answer near the problem. Color using the key below.

8 = 6 = 7 =
 9 = 5 = 4 =

11-7 14-7 12-8 8-1 9-5
 19-10 6-2

Name: _____

SUBTRACT AND COLOR

Solve the problems. Write the answer near the problem. Color using the key below.

8 = 6 = 7 =
 9 = 5 = 4 =

10-4 9-3 6-0 8-2
 8-2 9-1 7-1 10-4
 9-2 11-4 10-3 10-4
 7-1 9-4 10-5 11-5

Name: _____

TELLING TIME

Directions: Draw the hands on the clock to make the times shown below.

2:30 6:25 10:45

 11:00

 5:40

Name: _____

TELLING TIME

Directions: Draw the hands on the clock to make the times shown below.

9:20 7:35 1:50

 2:00

Name: _____

TELLING TIME

Directions: Write the time shown on each clock.

Name: _____

FACT FAMILIES

Directions: Write the two addition and two subtraction sentences for each group of numbers.

+ = + = + =
 - = - = - =
 5:40

Name: _____

TELLING TIME

Directions: Write the time shown on each clock.

Name: _____

SPIN THAT NUMBER

Directions: Use a paperclip and pencil to spin and choose a number. Then fill out all the different forms of that number.

| | | |
|---------------|---------------|-----------------|
| Standard Form | Expanded Form | Base Ten Blocks |
| Word Form | | |

WORD FORM: three hundred sixty-one
 STANDARD FORM: 361
 EXPANDED FORM: 300+60+1
 BASE TEN BLOCKS

Name: _____

FACT FAMILIES

Directions: Write the two addition and two subtraction sentences for each group of numbers.

+ = + = + =
 - = - = - =

 + = + =
 - = - =

Name: _____

NAME THAT SHAPE

Directions: Cut the name and glue it under the correct shape.

No Prep Math & Literacy Activities

Second Grade REVIEW

Contraction Action

Spin the contraction spinner. Write the contraction. Then write the two words that make up the contraction.

| Contraction | First |
|-------------|-------|
| shouldn't | sh |

Count those coins

Directions: Count the coins and write the total in the box next to the coins.

Name: _____

SPIN THAT NUMBER

Directions: Use a paperclip and pencil to spin and choose a number. Then fill out all the different forms of that number.

| | | |
|---------------|---------------|-----------------|
| Standard Form | Expanded Form | Base Ten Blocks |
| Word Form | | |

WORD FORM: three hundred sixty-one
 STANDARD FORM: 361
 EXPANDED FORM: 300+60+1
 BASE TEN BLOCKS

Name: _____

COUNT THOSE COINS

Directions: Count the coins and write the total in the box next to the coins.



Name: _____

MONEY MADNESS

Directions: Draw two different ways to make the amount shown.

\$0.45

\$0.38

\$0.71

Name: _____

EVEN OR ODD

Directions: Color the even numbers blue and the odd numbers red.

841

752

30

Name: _____

EVEN OR ODD

Directions: Solve the problem. Color the even numbers blue and the odd numbers red.

7+8

6+8

4+9

10+4

3+8

6+5

7+7

8+8

Name: _____

COMPARE THOSE NUMBERS

Directions: Use <, >, or = to make the number sentences complete.

624 ○ 412 314 ○ 152 784 ○ 782

611 ○ 116 263 ○ 362 924 ○ 492

774 ○ 747 623 ○ 963 125 ○ 152

714 ○ 417 632 ○ 841 169 ○ 961

874 ○ 748

232 ○ 323

777 ○ 488

Name: _____

COMPARE THOSE NUMBERS

Directions: Use <, >, or = to make the number sentences complete.

354 ○ 369 474 ○ 182 884 ○ 639

361 ○ 963 483 ○ 632 654 ○ 562

724 ○ 737 123 ○ 933 165 ○ 132

114 ○ 317

174 ○ 758

212 ○ 753

707 ○ 480

Name: _____

COMPARE THOSE NUMBERS

Directions: Use <, >, or = to make the number sentences complete.

7+5 ○ 3+6 9+3 ○ 4+7 9+9 ○ 7+8

5 2+9 ○ 4+6 3+6 ○ 7+2

5 3+8 ○ 7+4 8+6 ○ 7+4

7 4+4 ○ 8+1 5+7 ○ 2+3

7 4+2 ○ 6+8 4+3 ○ 7+5

Name: _____

WHAT COMES BEFORE

Directions: Write the 4 numbers that come **before** each number.

_____ 365

_____ 875

_____ 741

_____ 830

_____ 932

_____ 619

_____ 584

Name: _____

COMPARE THOSE NUMBERS

Directions: Use <, >, or = to make the number sentences complete.

12-4 ○ 13-6 9-3 ○ 12-6 9-9 ○ 8-7

8-2 ○ 11-5 12-9 ○ 14-6 13-6 ○ 7-2

7-7 ○ 8-5 8-3 ○ 7-4

14-5 ○ 9-3 14-6 ○ 8-1

18-9 ○ 10-7 14-7 ○ 16-8

12-8 ○ 10-7 15-8 ○ 15-7

6-3 ○ 3-0 11-3 ○ 14-8

Name: _____

MORE AND LESS

Directions: For each number, write what 10 more, 10 less, 100 more and 100 less would be on the chart.

| Number | 10 More | 10 Less | 100 More | 100 Less |
|--------|---------|---------|----------|----------|
| 105 | | | | |
| 952 | | | | |
| 34 | | | | |
| 85 | | | | |
| 59 | | | | |
| 21 | | | | |

Name: _____

WHAT COMES AFTER

Directions: Write the 4 numbers that come **after** each number.

320 _____

261 _____

Name: _____

MORE AND LESS

Directions: For each number, write what 10 more, 10 less, 100 more and 100 less would be on the chart.

| Number | 10 More | 10 Less | 100 More | 100 Less |
|--------|---------|---------|----------|----------|
| 785 | | | | |

No Prep Math & Literacy Activities

Second Grade REVIEW

Contraction Action

Directions: Sign the contraction spinner. Write the contraction. Then write the two words that make up the contraction.

Count those coins

Directions: Count the coins and write the amount in the box.

subtract and go!

Solve the problems. Write the answer near the problem. Color blue = 8, brown = 2, red = 4, bridge = 5, back = 7, green = 3.

Sara J. CREATIONS

Name: _____

ADD IT UP

Directions: Solve each problem.

27 13 61 55 47

+36 +51 +32 +28 +39

12 91 65 43 15

+53 +16 +31 +69 +18

76 64 30 81 10

+16 +18 +50 +18 +75

33 31 42 14 66

+61 +38 +35 +63 +32

Name: _____

ADD IT UP

Directions: Solve each problem.

30 20 13 39 22

27 13 61 55 47

+36 +51 +32 +28 +39

30 11 14 12 20

12 91 65 43 15

+53 +16 +31 +69 +18

13 36 14 33 61

76 64 30 81 10

+16 +18 +50 +18 +75

12 37 20 44 35

33 31 42 14 66

+61 +38 +35 +63 +32



ADD IT UP

Directions: Solve each problem.

$$\begin{array}{r} 217 \\ +336 \\ \hline \end{array}$$

$$\begin{array}{r} 513 \\ +351 \\ \hline \end{array}$$

$$\begin{array}{r} 261 \\ +732 \\ \hline \end{array}$$

$$\begin{array}{r} 505 \\ +238 \\ \hline \end{array}$$

$$\begin{array}{r} 547 \\ +369 \\ \hline \end{array}$$


$$\begin{array}{r} 132 \\ +563 \\ \hline \end{array}$$

$$\begin{array}{r} 901 \\ +16 \\ \hline \end{array}$$

$$\begin{array}{r} 165 \\ +361 \\ \hline \end{array}$$

$$\begin{array}{r} 403 \\ +169 \\ \hline \end{array}$$

$$\begin{array}{r} 105 \\ +180 \\ \hline \end{array}$$



ADD IT UP

Directions: Solve each problem.

$$\begin{array}{r} 317 \\ +516 \\ \hline \end{array}$$

$$\begin{array}{r} 713 \\ +301 \\ \hline \end{array}$$

$$\begin{array}{r} 281 \\ +742 \\ \hline \end{array}$$

$$\begin{array}{r} 405 \\ +239 \\ \hline \end{array}$$

$$\begin{array}{r} 537 \\ +368 \\ \hline \end{array}$$

SUBTRACT THOSE NUMBERS

Directions: Solve each problem.

$$\begin{array}{r} 336 \\ -217 \\ \hline \end{array}$$

$$\begin{array}{r} 513 \\ -351 \\ \hline \end{array}$$

$$\begin{array}{r} 731 \\ -210 \\ \hline \end{array}$$

$$\begin{array}{r} 505 \\ -238 \\ \hline \end{array}$$

$$\begin{array}{r} 547 \\ -369 \\ \hline \end{array}$$

$$\begin{array}{r} 652 \\ -123 \\ \hline \end{array}$$

$$\begin{array}{r} 901 \\ -16 \\ \hline \end{array}$$

$$\begin{array}{r} 361 \\ -165 \\ \hline \end{array}$$

$$\begin{array}{r} 403 \\ -169 \\ \hline \end{array}$$

$$\begin{array}{r} 185 \\ -100 \\ \hline \end{array}$$

SUBTRACT THOSE NUMBERS

Directions: Solve each problem.

$$\begin{array}{r} 836 \\ -237 \\ \hline \end{array}$$

$$\begin{array}{r} 631 \\ -351 \\ \hline \end{array}$$

$$\begin{array}{r} 731 \\ -260 \\ \hline \end{array}$$

$$\begin{array}{r} 595 \\ -438 \\ \hline \end{array}$$

$$\begin{array}{r} 647 \\ -362 \\ \hline \end{array}$$

$$\begin{array}{r} 452 \\ -122 \\ \hline \end{array}$$

$$\begin{array}{r} 901 \\ -516 \\ \hline \end{array}$$

$$\begin{array}{r} 391 \\ -160 \\ \hline \end{array}$$

$$\begin{array}{r} 483 \\ -161 \\ \hline \end{array}$$

$$\begin{array}{r} 685 \\ -150 \\ \hline \end{array}$$

SUBTRACT THOSE NUMBERS

Directions: Solve each problem.

$$\begin{array}{r} 33 \\ -21 \\ \hline \end{array}$$

$$\begin{array}{r} 51 \\ -35 \\ \hline \end{array}$$

$$\begin{array}{r} 73 \\ -21 \\ \hline \end{array}$$

$$\begin{array}{r} 50 \\ -23 \\ \hline \end{array}$$

$$\begin{array}{r} 54 \\ -36 \\ \hline \end{array}$$

$$\begin{array}{r} 65 \\ -12 \\ \hline \end{array}$$

$$\begin{array}{r} 91 \\ -16 \\ \hline \end{array}$$

$$\begin{array}{r} 76 \\ -16 \\ \hline \end{array}$$

$$\begin{array}{r} 62 \\ -10 \\ \hline \end{array}$$

SUBTRACT THOSE NUMBERS

Directions: Solve each problem.

$$\begin{array}{r} 61 \\ -34 \\ \hline \end{array}$$

$$\begin{array}{r} 83 \\ -26 \\ \hline \end{array}$$

$$\begin{array}{r} 64 \\ -31 \\ \hline \end{array}$$

$$\begin{array}{r} 77 \\ -36 \\ \hline \end{array}$$

$$\begin{array}{r} 81 \\ -18 \\ \hline \end{array}$$

$$\begin{array}{r} 27 \\ -16 \\ \hline \end{array}$$

$$\begin{array}{r} 50 \\ -27 \\ \hline \end{array}$$

$$\begin{array}{r} 36 \\ -31 \\ \hline \end{array}$$

ALL MIXED UP

Directions: Solve each problem. Pay attention to the sign (+/-) before you solve!

$$\begin{array}{r} 63 \\ -16 \\ \hline \end{array}$$

$$\begin{array}{r} 53 \\ +34 \\ \hline \end{array}$$

$$\begin{array}{r} 64 \\ +26 \\ \hline \end{array}$$

$$\begin{array}{r} 60 \\ -31 \\ \hline \end{array}$$

$$\begin{array}{r} 77 \\ -35 \\ \hline \end{array}$$

$$\begin{array}{r} 68 \\ +12 \\ \hline \end{array}$$

$$\begin{array}{r} 81 \\ +16 \\ \hline \end{array}$$

$$\begin{array}{r} 27 \\ -18 \\ \hline \end{array}$$

$$\begin{array}{r} 50 \\ -39 \\ \hline \end{array}$$

$$\begin{array}{r} 86 \\ -35 \\ \hline \end{array}$$

$$\begin{array}{r} 74 \\ +15 \\ \hline \end{array}$$

$$\begin{array}{r} 68 \\ +39 \\ \hline \end{array}$$

$$\begin{array}{r} 50 \\ -18 \\ \hline \end{array}$$

$$\begin{array}{r} 47 \\ +38 \\ \hline \end{array}$$

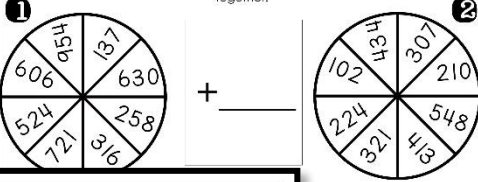
$$\begin{array}{r} 42 \\ -29 \\ \hline \end{array}$$

$$\begin{array}{r} 45 \\ -16 \\ \hline \end{array}$$

$$\begin{array}{r} 63 \\ -37 \\ \hline \end{array}$$

SPIN IT THEN ADD IT

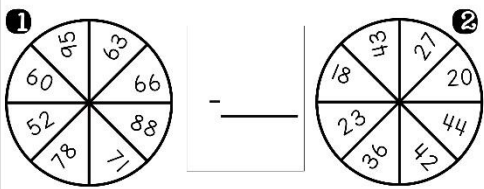
Directions: Spin a number on spinner number one. Write that number down. Then spin a number on spinner number two and write that down. Add the two numbers together.



+

SPIN IT THEN SUBTRACT IT

Directions: Spin a number on spinner one. Write that number down. Then spin a number on spinner two and write that down. Subtract the two numbers.



-

SPIN IT THEN ADD IT

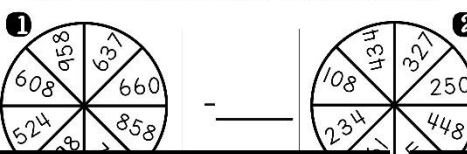
Directions: Spin a number on spinner number one. Write that number down. Then spin a number on spinner number two and write that down. Add the two numbers together.



+

SPIN IT THEN SUBTRACT IT

Directions: Spin a number on spinner one. Write that number down. Then spin a number on spinner two and write that down. Subtract the two numbers.



-

| | | |
|---------|---------|---------|
| - _____ | - _____ | - _____ |
| - _____ | - _____ | - _____ |

No Prep Math & Literacy Activities

Second Grade REVIEW

WRITE ABOUT IT

do you want to do this summer? If you could plan the whole summer, what would you want to do and why?

- Go Back and Reread What You Wrote. Do you have...
- Capitals in the correct spots
- Punctuation
- Neat Writing
- Does it make sense?



WRITE ABOUT IT

What is your favorite game? How do you play it? Why is it your favorite?

- Go Back and Reread What You Wrote. Do you have...
- Capitals in the correct spots
- Punctuation
- Neat Writing
- Does it make sense?



Name: _____

WRITE ABOUT IT

What is the best thing about being a kid?

Name: _____

WRITE ABOUT IT

What do you want to be when you grow up? Why?

Name: _____

WRITE ABOUT IT

If you could have any animal for a pet, what would you choose? Why? What would you need to take care of it?

Name: _____

WRITE ABOUT IT

What is something you are good at? Describe it to someone who doesn't know what it is.

Name: _____

WRITE ABOUT IT

What would you do with \$100?

Name: _____

WRITE ABOUT IT

What is your favorite book? Why do you like it? What is it about? If you could write a sequel what would it be about?

Name: _____

WRITE ABOUT IT

If you were in charge of a school, what would you change? What would your school be like?

Name: _____

COLOR THE PARTS OF SPEECH

- Color the nouns BLUE (person, place, thing)
- Color the verbs GREEN (something you do)
- Color the adjectives RED (describes a noun)
- Color the prepositions YELLOW (tells where something is)

jump fuzzy blanket under

write

Name: _____

FIX THE SENTENCE

Directions: Fix the sentence below. Then rewrite it on the lines. Hint: The number after each sentence is how many mistakes you need to find.

we want two go to target to buy sum shoes? (5)

Name: _____

EXPAND THAT SENTENCE

Directions: Add more words and details to each sentence to make it a better, more well written sentence.

Ex. The dog is playing. → The brown shaggy dog is playing with a ball in the backyard.

I want to play.

Name: _____

EXPAND THAT SENTENCE

Directions: Add more words and details to each sentence to make it a better, more well written sentence.

Ex. The dog is playing. → The brown shaggy dog is playing with a ball in the backyard.

I need some help.

Name: _____

FIX THE SENTENCE

eye forgot my sunglasses. in the house (3)

did you see jessica playing on the playground Twoday (5)

is christmas your favorite holiday! (3)

No Prep Math & Literacy Activities

Second Grade REVIEW

Contraction Action

Solve the problems. Write the answer near the problem. Color the correct spots.

Blue = 8 Brown = 5 Red = 6 Green = 4 Black = 7 Grey = 2

Count those coins

Directions: Count the coins and write the amount in the box next to the coins.

Subtract and Go!

Solve the problems. Write the answer near the problem. Color the correct spots.

red = 6 blue = 8 brown = 5 black = 7 green = 4

Sara J. CREATIONS

Name: _____

FIX THE SENTENCE

Directions: Fix the sentence below. Then rewrite it on the lines. Hint: The number after each sentence is how many mistakes you need to find.

I has three sisters And one Cat (5)

Due you want to come over and Play! (3)

we visited michigan ohio and iowa this summer (7)

when am you coming over, johnl (4)

Name: _____

FIX THE SENTENCE

Directions: Fix the sentence below. Then rewrite it on the lines. Hint: The number after each sentence is how many mistakes you need to find.

my Teacher's name is Mrs. smith (4)

we want to play with r friends after school? (4)

she am going to the movies wif her family. (3)

wuf is your dogs name! (4)

GIVE IT A CAPITAL

Directions: Circle the words that need a capital letter.

school
mcdonald's
music
my mom
mrs. brown
seven
friday
emily
pumpkin
dog
library
zoo
october


COMPOUND WORDS

Directions: Cross out the words that are NOT compound words.

into
barnyard
ice cream
fireplace
evergreen
stove

CONTRACTION ACTION


Directions: Spin the contraction spinner. Write the contraction. Then write the two words that make up the contraction.



| Contraction | First Word | Second Word |
|-------------|------------|-------------|
| shouldn't | should | not |

CONTRACTION ACTION

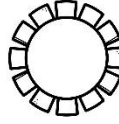
Directions: Spin the contraction spinner. Write the contraction. Then write the two words that make up the contraction.



| Contraction | First Word | Second Word |
|-------------|------------|-------------|
| shouldn't | | |

ABC ORDER

Directions: Put the following words in alphabetical order.



summer
swimming

LETTER WRITING

Directions: Write a letter to a friend or family member telling them about your summer. Check for capitals, punctuation and best spelling.

_____ (Date)

LETTER WRITING

Directions: Write a letter to your teacher from last year. Check for capitals, punctuation, and best spelling.

(Opening)

(Date)

(Closing)

WORD SEARCH

Directions: Find the following high frequency words in the word search below.

because
their
there
only
around
off
first
some
ate
right



WHAT COMES NEXT?

Directions: Fill in the blanks with the missing numbers.

27, 28, 29, _____, _____, _____

64, 65, 66, _____, _____, _____

12, 13, _____, _____, 16

50, 51, _____, _____, 54

56, 57, _____, _____, 60

44, _____, _____, 47, _____

WORD SEARCH

Directions: Find the following high frequency words in the word search below.

again
going
when
then
once
after
please
his
them
thank

VOWEL SOUNDS

Directions: Circle the word that matches the underlined vowel sound.

lion hit sign lip
zoo slew stop born
monkey

VOWEL SOUNDS

Directions: Circle the word that matches the underlined vowel sound.

summer under cube would
pool blue pond storm
swim write think new
play pea man tape
popsicle hot toy stone
sandal stay rat are
outside couch pole pool
sunshine pin style win
lemonade maid than always


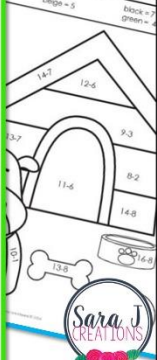


OR PRONOUN

Directions: Write an underlined noun with a pronoun that makes sense.

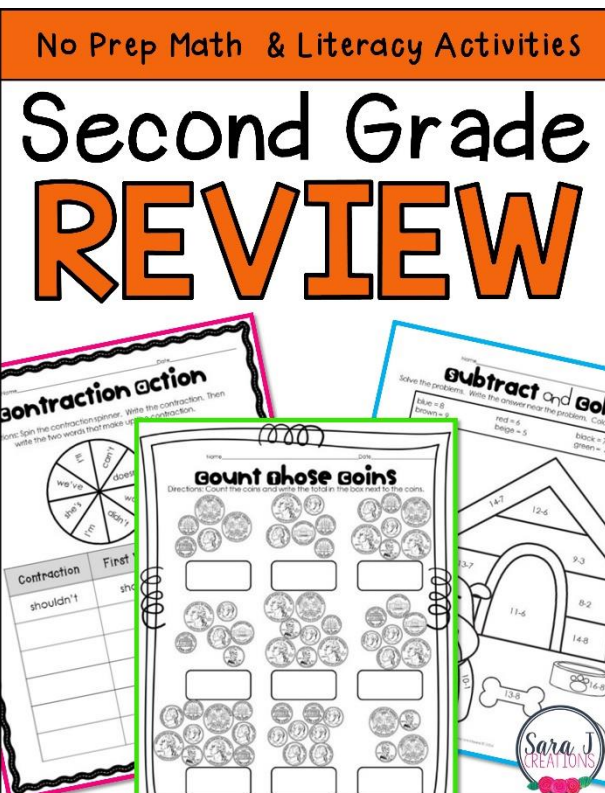
with me.
came to stay with us.
in and shaggy.
on tomorrow.
ter and I at the park.
him today.
nd went to the movies.

No Prep Math & Literacy Activities

Second Grade REVIEW



Has no grade level markings on it so you can easily mix and match with the other grade level reviews to make the perfect “just right” packet for your students.



Thank you for your purchase!



I sincerely appreciate you spending your hard earned money on the products that I create. If you have any questions, suggestions or requests, please email me at sarajcreations@gmail.com. Remember to leave feedback to earn TpT Credits (aka free money!!) to put toward future purchases. All items in my store are listed at 50% off for the first 48 hours after posting. Follow my store to be notified of new products.

- Sara Jonckheere

Let's Connect



You May:

- Use this item for your personal use
- Use this item for your classroom and/or students
- Purchase unlimited licenses for others to use this item at a discounted price
- Review this item for the purpose of recommending it to others as long as there is a direct link for it to be purchased from Sara J Creations
- Enjoy this product for years to come (remember to check back for updated versions)

You May Not:

- Give this item to others.
- Copy this item for use by others.
- Post this item on a website, including a personal website, classroom website, or district website.
- Copy or modify any part of this document to offer others for free or for sale.

This item is a paid digital download from my TpT store. As such, it is for use in one classroom only. This item is also bound by copyright laws and redistributing, editing, selling, or posting this item (or any part thereof) on the Internet are all strictly prohibited without first gaining permission from the author. Violations are subject to the penalties of the Digital Millennium Copyright Act. Please contact me if you wish to be granted special permissions!

Credits



Newsletter

ARE YOU INTERESTED IN RECEIVING:

- freebies
- teaching ideas
- giveaways
- resources

DIRECTLY TO YOUR INBOX?

Click [HERE](#) to receive all of that and more with my newsletter.