

▶ WHAT'S IN THE BOX


1 x DTF Powder Curing Oven

1 x Tweezer





1 x Manual

1x Power Cable

▶ GETTING TO KNOW THE DTF OVEN



▶ HOW-TOS

1. Press the power button to turn on/ heat-up.
2. The default setting is 150°C, 20S.
 - To set temperature, press  , use  to adjust.
 - To set time, press  , use  to adjust

Waiting to warm up to target temperature

3. To start countdown, close the top cover once the target temperature has been reached.
Once the countdown ends, a beep sound is played.
4. Press the Power Button to turn off.

CAUTION:

Inside heat plate gets very hot during use. Always use tweezers to take DTF film.

▶ SPECIFICATION

Range of temperature	Ambient temperature~190°C/ 374°F
Size of heat panel	19" x 13.78" (Suitable for A3+/ A3/ A4/ A5 film)
Wattage	1,000 W
Voltage	110 V
Package size	L 22.6" x W 21.81" x H 9.45"

Thank you so much for purchasing!
Register and get extended warranty:

 www.offnova.com
 support@offnova.com