




## INSTRUCTIONS FOR CHANGING OUT AN MS SERIES MOTOR

(Lighted Models)

**Step 1:**




Remove the lens from the grille.

**Step 4:**




Loosen the two screws that hold the motor bracket to the motor plate.

**Step 2:**



Remove the grille by removing the screw located at the center of the reflector.

**Step 5:**



Twist the motor bracket so that it slides out from under the screws.

**Step 3:**



Unplug the motor.

**Step 6:**

Slide the new motor bracket with the new motor under the screws and re-tighten.

**(DO NOT OVER TIGHTEN THE SCREWS)**

**Step 7:**

Plug the new motor in and re-install the grille and lens.