

"Often Imitated, Never Duplicated!"

Tommy Skarlis



OFFICIAL

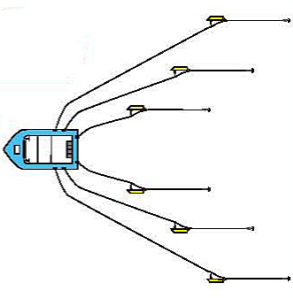


Pkg. of 1

OR38

BOARD WITH FLOAT, YELLOW

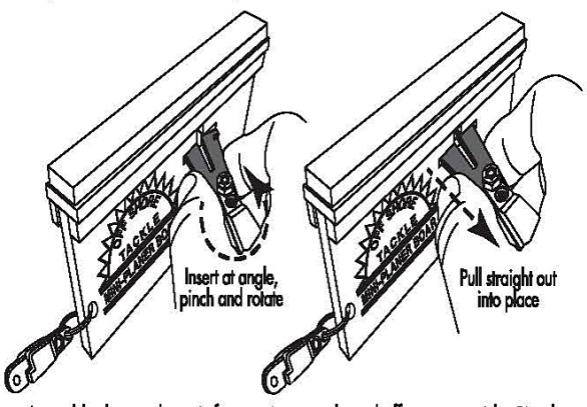
Great for All Species — Possibilities are Endless! REVERSIBLE and FLOATS!



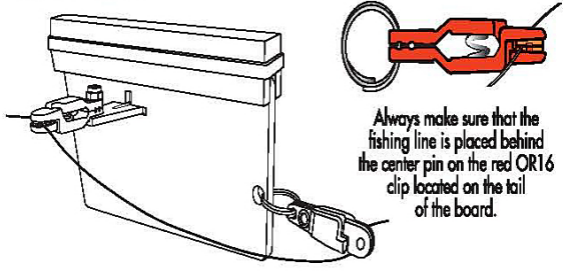
Kyle Steinfeldt and Tommy Skarlis were fishing with Off Shore in line planer boards to win the 2013 Crappie Masters National Championship. The planer boards kept their lines separated, and spread their lures farther away from the boat, allowing them to cover more water and put their baits in front of more fish.

HOW TO USE YOUR MINI PLANER BOARD

The OR38 works for both port and starboard sides! It is reversible — simply reverse the direction of the bracket for the opposite side. It's that easy! One Board...Dual Purpose!



Assembly shown above is for running your board off your port side. Simply reverse the direction of the bracket to run the board off the starboard side as shown below.



Always make sure that the fishing line is placed behind the center pin on the red OR16 clip located on the tail of the board.

You can adjust the tension of the yellow OR10 release by sliding the spring as shown.



Heavy Tension



Light Tension

The pinch pad release/clip system allows you to easily attach and remove this board from your rod line. Simply let out your lure or light bait to your desired distance, place the line in the red OR16 clip and then into the pads of the OR10 release on the bracket. Continue to then let out your line to the final desired distance.

Lots of information available 24/7 on our website at: www.offshoretackle.com

OR38



0 23072 11738 4



OR38 Contains:

- 1 Yellow Mini Planer Board, 1 Black Bracket, 1 OR10 Yellow Release, 1 Split Ring, 1 OR16 Red Clip, 1 Lock Nut, 1 6/32 x 1/2" Screw

Due to the air chamber, do not store planer board where it can be exposed to prolonged periods of extreme heat.

"Your Leader In Trolling Technology" www.offshoretackle.com MADE IN THE U.S.A.