

# LET'S GET BUILDING

# Car Building Kit

STEP-BY-STEP  
Instructional VIDEOS



Build 2 Big Cars

Build 2 Small Cars


Build 3 Street Signs

Sanding Block

Sand Paper

Wood Glue  
kid safe


Paint Set



Build any 2 Big Cars and any 2 Small Cars from the designs below.  
  
OR create your own!



Don't forget to SAND each piece!



1. Sand axle for better wheel movement.
2. Insert axle into the wheel.
3. Apply a small amount of glue into the Car Body Axle hole to attach wheel to car.

Glueing

Use the included wood glue, wipe excess off with damp paper towel, dries clear.

Allow pieces to dry for 1-2 hours



## Build 2 BIG Cars

### BUGGY



### FIRETRUCK



### POLICE CAR



### ROADSTER



### DUMP TRUCK



### PICKUP TRUCK




Build 2  
SMALL Cars

BUGGY



FIRE TRUCK



DUMP TRUCK



POLICE CAR




PICKUP TRUCK



ROADSTER



STREET SIGNS



Build 3  
STREET SIGNS



www.sparkjump.fun

**WARNING:**  
CHOKING HAZARD  
Small Parts.  
Not for children under 3 years.