










IF FITTINGS **N** VALVES PICTORIAL INDEX






























































BRASS

PICTORIAL INDEX

BRASS FITTINGS PGS 30-179		90° ELBOW  PG31	90° FORGED EL  PG31	45° ELBOW  PG31	UNION TEE  PG31	FGD TEE  PG31	RED FRG TEE  PG32	CROSS  PG32	
FORGED  PG32	COUPLING  PG32	RED COUPLING  PG33	UNION  PG33	CAP  PG33	90° ST EL  PG33	90° ST EL  PG33	FORGE 90°  PG34	FORGE RED  PG34	
HEX BUSHING  PG34	FACE BUSHING  PG35	SQ HEAD PLUG  PG35	COUNTERSUNK  PG35	SLOTTED HEAD  PG35	CORED HEX  PG36	SOLID HEX  PG36	LOCKNUT  PG36	CLOSE NIPPLE  PG36	
LONG NIPPLE  PG37	HEX NIPPLE  PG37	RED HEX NIPPLE  PG37	45° ST EL  PG37	45° FORGE ST EL  PG38	STREET TEE  PG38	FORGED ST TEE  PG38	ADAPTER  PG38	FPT X MPT SWIVEL  PG38	
MPT X FPT SWIVEL  PG38	90° MALE ELBOW  PG39	BARSTOCK ELBOW  PG39	90° RED ELBOW  PG39	MALE BRANCH T  PG39	FGD BRANCH TEE  PG39	ALL MALE T  PG40	LONG ST EL  PG40	LONG EX ADAPT  PG40	
FIP X MIP WYE  PG40	MALE WYE N/P  PG40	ALL FIP N/P WYE  PG40	BULKHEAD FITTINGS PGS 41		BULKHEAD FXFPG41  PG41	BULKHEAD FXM  PG41	BULKHEAD FXM  PG41	BULKHEAD FXM  PG41	BULK TUBE X F  PG41
FPXCLAMP-STUD  PG41	MARINE BULK-HEAD  PG41	STEEL BULK-HEAD  PG42	STEEL BULK-HEAD  PG42	STEEL BULK-HEAD  PG42	STEEL BULK-HEAD  PG42	STEEL BULK-HEAD  PG42	STAINLESS BULKHEAD  PG42	HOSE BARB PG 43	
MALE ADAPTER  PG44	BSPT ADAPTER  PG45	SWL MALE ADPT  PG45	SWL MALE ADPT  PG45	MENDER/SPLICER  PG45	FEMALE ADAPT  PG46	FEMALE SWIVEL  PG46	MALE SWIVEL  PG46	GASKET SWIVEL  PG47	



































































BRASS

PICTORIAL INDEX

HB 90° ELBOW  PG47	BS 90° ELBOW  PG48	TEE  PG48	90° HB ELBOW  PG48	FEMALE HB EL  PG49	45° ELBOW  PG49	CROSS  PG49	BALL END  PG50	BALLSEAT  PG50
BALLSEAT  PG50	45° FLARE  PG50	BARB X COMP  PG50	DUAL FLARE  PG51	DUAL FLARE  PG51	FEM FLARE  PG51	FEM FLARE  PG51	JIC FLARE SWL  PG51	REUSABLE  PG51
FUEL HOSE  PG52	BUBBLE BARB  PG52	INV FLARE CONN  PG52	90° MALE ELBOW  PG52	BUBBLE ELBOW  PG52	SWL MALE ELBOW  PG53	WELD CON-NECTOR  PG53	WELD HOSE NUT  PG53	HOSE CONNECT  PG53
TUBE BARB PG 54	UNION SINGLE BARB  PG54	MALE ADAPTER 1 BARB  PG54	BULKHEAD UNION  PG54	UNION ELBOW  PG54	MALE 90° ELBOW  PG54	TEE  PG54	MALE BRANCH T  PG54	FEMALE BRANCH T  PG54
TWO BARB  PG54	2 BARB TEE  PG54	90° ELBOW 2 BARB  PG54	SS. HOSE BARB PG 55	SS ADAPTER  PG55	SS SPLICER  PG55	SS BARB ELBOW  PG55	#304 SS HOSE  PG55	#304 RED NIPPLE  PG55
#316 SS HOSE NIPPLE  PG55	BEVERAGE BARB PG 56	PIPE ADAPTER  PG56	SWIVEL SETS  PG56	SWIVEL BARB  PG56	HOSE SPLICER  PG56	PLUG  PG56	U-BEND  PG56	U-BEND  PG56
CROSS  PG56	FLO-JET TEE  PG56	FLO-JET ELBOW  PG56	FLO-JET OFFSET  PG56	HOSE TEES  PG56	THINWALL TEES  PG56	BARB SPLICER 90  PG56	PUSH-ON BARB PG 57	MALE ADAPTER  PG58
MALE SWIVEL  PG58	FEMALE SWIVEL  PG58	HOSE SPLICER  PG59	FEMALE ADAPTER  PG59	MALE ELBOW  PG59	TUBE ADAPTER  PG60	SAE FLARE ADPT  PG60	37° JIC FLARE  PG60	DUAL SEAL  PG60

BRASS

PICTORIAL INDEX

45° SAE FL SWL  PG61	37° JIC FL SWL  PG61	INV FLARE SWL  PG61	INV FEMALE  PG62	BALLSEAT  PG62	FEMALE  PG62	316 MALE ADPT  PG62	FEMALE  PG63	37° JIC FL SWL  PG63
GARDEN HOSE PG 64	SWL MGH X  PG65	SWL FGH X  PG65	FGH X FGH  PG65	SWL FGH X  PG65	COOLER FIT-  PG65	COOLER FIT-  PG65	RGD FGH X  PG65	RGD FGH X  PG66
	SWL FGH X MPIPE  PG66	DSHWSHR ELBOW  PG66	SWL FGH X MPIPE  PG66	SWL FGH X MPIPE  PG66	RGD FGH X MPIPE  PG66	RGD FEMALE PIPE  PG66	RGD FEMALE PIPE  PG67	RGD MALE PIPE  PG67
GH NUT  PG67	GH NUT  PG67	GH WASHER  PG68	GH WASHER  PG68	GH FILTER WSHR  PG68	GH CAP  PG68	GH CAP W/ CHAIN  PG68	GH PLUG  PG68	MENDER  PG69
QCK DISCON GH  PG69	QCK DISCON GH  PG69	MALE FL X FGH RGD  PG69	MALE FL SWIVEL  PG69	COMP X FGH  PG69	COMP X MGH  PG69	FEMALE SWIVEL  PG70	SS FEMALE SWL  PG70	MALE END  PG70
SS MALE END  PG70	GH COUPLING  PG70	GH COUPLING  PG70	FEMALE END  PG71	MALE END  PG71	GH COUPLING  PG71	FEMALE SWL 2"  PG71	MALE END 2"  PG71	GH COUPLING 2"  PG71
BRASS BALL VALV  PG72	HOSE SHUT-OFF  PG72	PL. GH VALVE  PG72	ZINC Y  PG72	CAST WYE  PG73	2-WAY SHUT-OFF  PG73	"Y" CONNecTOR  PG73	SWL HOSE CONN  PG73	"Y" CONNecTOR  PG73
BRASS NOZZLE  PG74	CROSS PTTN NOZ  PG74	CROSS PTTN NOZ  PG74	SPRAY NOZZLE  PG74	SPRAY NOZZLE  PG74	SPRAY NOZZLE  PG74 PG50	PL. SPRAY NOZZ  PG74	FLARE PG 75	SHORT ROD NUT  PG76

BRASS

PICTORIAL INDEX

LONG ROD NUT  PG76	LONG FRG. NUT  PG76	SHORT FRG.  PG77	HVY. SHRT NUT  PG77	FLARED PLUG  PG77	FLARED CAP  PG78	FNGR TIGHT.  PG78	COPPER  PG78	COPPER BON-  PG78
M BALL CHK  PG79	UNION  PG79	REDUCING  PG79	UNION TEE  PG80	REDUCING TEE  PG80	M. BRANCH TEE  PG80	FE. ADAPTER  PG81	MALE ADAPTER  PG82	MALE ELBOW  PG83
FEMALE ELBOW  PG84	MALE RUN TEE  PG84	FLARE CROSS  PG85	FE RUN TEE  PG85	FLARE ELBOW  PG85	45° ELBOW  PG86	UNION  PG86	FE. FL ADAPTER  PG86	FL REDUCER  PG86
FORGED SWIVEL  PG87	SWIVEL ELBOW  PG87	FL X SWT  PG87	POL PG 88	POL TEE  PG62	TAILPIECE  PG88	TAIL AND NUT  PG88	POL CAP  PG88	PLUG AND CHAIN  PG88
ADAPTER  PG88	MALE ADAPTER  PG88	37 FLARE PG 89	JIC UUNION  PG89	JIC FE ADPT  PG89	MALE ADAPTER  PG89	JIC SWIVEL  PG89	90° ELBOW  PG90	45° ELBOW  PG90
INVERTED FLARE PG 91	CHROMATE NUT  PG92	LONG STEEL NUT  PG92	INVERTED FL NUT  PG92	METRIC TUBE NUT  PG92	UNION INTERNAL  PG93	FE. ADAPTER  PG93	MALE ADAPTER  PG93	ELBOW  PG94
45° ELBOW  PG94	UNION TEE  PG94	STEEL PLUG  PG95	BRASS PLUG  PG95	M. BRANCH TEE  PG95	FEMALE ELBOW  PG95	MALE RUN TEE  PG95	COMPRESSION PG 96	BRASS SLEEVE  PG97
BRASS NUT  PG97	UNION  PG97	REDUCING UNION  PG98	TEE  PG98	REDUCING TEE  PG98	UNION ELBOW  PG99	REDUCING ELBOW  PG99	FE. ADAPTER  PG99	MALE ADAPTER  PG100


BRASS

PICTORIAL INDEX

MALE ELBOW  PG101	MALE ELBOW  PG101	MALE RUN TEE  PG102	M. BRANCH TEE  PG102	FE. ELBOW  PG102	FORGED TEE  PG103	ADAPTER TEE  PG103	FE. BRANCH  PG103	45° ELBOW  PG103
CAP  PG103	COMPRESS  PG103	DOUBLE COMP. PG 104	DOUBLE COM-  PG104	MALE ADAPTER  PG104	90° ELBOW  PG104	BREAK-AWAY  PG104	SPLIT SLEEVE PG 105	SPLIT SLEEVE  PG105
NUT  PG105	DBL. END UNION  PG105	CONNECTOR TRANSMISSION  PG105	ELBOW  PG105	FLARELESS PG 106	NUT PLS. SLEEVE  PG107	UNION  PG107	BULKHEAD UNION  PG107	UNION TUBE  PG107
BULKHEAD UNION  PG107	UNION TEE  PG107	FE. CONNecTOR  PG108	M. CONNECTOR  PG108	MALE ELBOW  PG108	FEMALE ELBOW  PG109	MALE RUN TEE  PG109	M. BRANCH TEE  PG109	FE. BRANCH TEE  PG109
PUSH-IN FITTINGS PG 110	BRASS PUSH-IN PG 111	UNION CON- NECT  PG112	UNION TEE  PG112	UNION ELBOW  PG112	FE. CONNecTOR  PG112	M. CONNECTOR  PG113	SWVL. M. ELBOW  PG113	FIXED M. ELBOW  PG114
FE. SWVL ELBOW  PG114	FEMALE ELBOW  PG114	SWVL M. RUN T  PG114	FIXED M. RUN T  PG115	SWVL M. BRANCH  PG115	FIX M. BRANCH T  PG115	UNION "Y"  PG115	N/P PUSH-IN FITTINGS PG 116	UNION CON- NECT  PG117
UNION TEE  PG117	UNION ELBOW  PG117	FE. CONNecTOR  PG117	FIXED M. ELBOW  PG118	MALE W/INT HEX  PG118	M. CONNECTOR  PG118	SWVL. M. ELBOW  PG118	FE. SWVL ELBOW  PG119	SWVL. M. RUN T  PG119
SWVL M. BRANCH  PG119	BULKHEAD UNION  PG119	REDUCER  PG120	UNION "Y"  PG120	METRIC N/P BRASS PG 120	UNION  PG120	UNION TEE  PG120	UNION ELBOW  PG121	UNION "Y"  PG121

BRASS

PICTORIAL INDEX

<p>PLUG</p>  <p>PG121</p>	<p>METRIC TUBE</p>  <p>PG121</p>	<p>INTERNAL HEX</p>  <p>PG122</p>	<p>METRIC TUBE</p>  <p>PG122</p>	<p>METRIC SWVL</p>  <p>PG122</p>	<p>METRIC SWVL</p>  <p>PG122</p>	<p>BULKHEAD</p>  <p>PG122</p>	<p>N/P WITH NICKEL COLLET PG 123</p>	<p>NC UNION</p>  <p>PG123</p>	
<p>NC TEE</p>  <p>PG123</p>	<p>NC ELBOW</p>  <p>PG123</p>	<p>NC FE ADAP</p>  <p>PG123</p>	<p>NC MALE ADAP</p>  <p>PG124</p>	<p>NC MALE ELL</p>  <p>PG124</p>	<p>MALE RUN TEE</p>  <p>PG125</p>	<p>MALE BRANCH</p>  <p>PG125</p>		<p>BULKHEAD</p>  <p>PG125</p>	<p>METRIC N/P COLLET PG 125</p>
<p>METRIC UNION</p>  <p>PG125</p>	<p>METRIC TEE</p>  <p>PG125</p>	<p>METRIC ELL</p>  <p>PG126</p>	<p>MALE ADAP</p>  <p>PG126</p>	<p>SW MALE ELL</p>  <p>PG126</p>	<p>SS PUSH-IN PG 127</p>		<p>SS UNION</p>  <p>PG127</p>	<p>SS TEE</p>  <p>PG127</p>	
<p>MALE ADAP</p>  <p>PG127</p>	<p>SW MALE ELL</p>  <p>PG127</p>	<p>COMPOSITE BODY PUSH-IN PG 128</p>		<p>UNION</p>  <p>PG129</p>	<p>UNION TEE</p>  <p>PG129</p>	<p>FE. CONNecTOR</p>  <p>PG129</p>	<p>90° UNION ELB.</p>  <p>PG129</p>	<p>UNION "Y" CONN</p>  <p>PG129</p>	<p>M. CONNECTOR</p>  <p>PG130</p>
<p>SW MALE ELBOW</p>  <p>PG130</p>	<p>FE. SWVL ELBOW</p>  <p>PG130</p>	<p>45 SWIVEL ELL</p>  <p>PG131</p>	<p>SWVL M. RUN T</p>  <p>PG131</p>	<p>SWVL M. BRANCH</p>  <p>PG131</p>	<p>BULKHEAD FE.</p>  <p>PG131</p>	<p>BULKHEAD UNION</p>  <p>PG132</p>	<p>SWIVEL "Y" CON</p>  <p>PG132</p>	<p>NEEDLE VALVE</p>  <p>PG132</p>	
<p>FLOW CONTROL</p>  <p>PG132</p>	<p>FLOW CONTROL</p>  <p>PG132</p>	<p>METRIC COMP PUSH-IN PG 133</p>		<p>METRIC MALE</p>  <p>PG133</p>	<p>METRIC ELBOW</p>  <p>PG133</p>	<p>FEMALE ADAP</p>  <p>PG133</p>	<p>METRIC TEE</p>  <p>PG133</p>	<p>METRIC UNION</p>  <p>PG133</p>	<p>METRIC TEE</p>  <p>PG134</p>
<p>METRIC TEE</p>  <p>PG134</p>	<p>METRIC SW ELBOW</p>  <p>PG134</p>	<p>METRIC WYE</p>  <p>PG134</p>	<p>METRIC SW WYE</p>  <p>PG134</p>	<p>DOT PUSH-IN PG 135</p>		<p>PLUG</p>  <p>PG136</p>	<p>UNION</p>  <p>PG136</p>	<p>UNION TEE</p>  <p>PG136</p>	<p>UNION ELBOW</p>  <p>PG136</p>
<p>FEMALE CONN</p>  <p>PG136</p>	<p>MALE CONNecTOR</p>  <p>PG137</p>	<p>MALE ELBOW</p>  <p>PG137</p>	<p>MALE SWL ELBOW</p>  <p>PG137</p>	<p>FEMALE ELBOW</p>  <p>PG138</p>	<p>FEMALE SWL EL</p>  <p>PG138</p>	<p>MALE RUN TEE</p>  <p>PG138</p>	<p>MALE SWL RUN T</p>  <p>PG138</p>	<p>MALE 45° ELBOW</p>  <p>PG139</p>	





































































BRASS

PICTORIAL INDEX

<p>45° SWL ELBOW</p>  <p>PG139</p>	<p>MALE BRANCH</p>  <p>PG139</p>	<p>SWL BRANCH</p>  <p>PG140</p>	<p>FEM BRANCH T</p>  <p>PG140</p>	<p>BULK CONNECT</p>  <p>PG140</p>	<p>BULKHEAD</p>  <p>PG140</p>	<p>FEM BULK</p>  <p>PG140</p>	<p>COMP D.O.T. PUSH-IN PG 141</p>		<p>STRAIGHT</p>  <p>PG142</p>
<p>UNION TEE</p>  <p>PG142</p>	<p>UNION 90° EL</p>  <p>PG142</p>	<p>FEM</p>  <p>PG142</p>	<p>MALE</p>  <p>PG143</p>	<p>90° MALE</p>  <p>PG143</p>	<p>90° FEMALE EL</p>  <p>PG143</p>	<p>MALE RUN TEE</p>  <p>PG144</p>	<p>MALE BRANCH</p>  <p>PG144</p>	<p>FEM BRANCH T</p>  <p>PG144</p>	
<p>45° MALE ELBOW</p>  <p>PG144</p>	<p>UNION "Y"</p>  <p>PG145</p>	<p>MALE BRANCH "Y"</p>  <p>PG145</p>	<p>BULKHEAD UNION</p>  <p>PG145</p>	<p>FEM BULK CONN</p>  <p>PG145</p>	<p>DOT AIR BRAKE NYLON PG 146</p>		<p>SLEEVE</p>  <p>PG147</p>	<p>NUT</p>  <p>PG147</p>	<p>UNION</p>  <p>PG147</p>
<p>BULKHEAD UNION</p>  <p>PG147</p>	<p>SS INSERT</p>  <p>PG147</p>	<p>BRASS INSERT</p>  <p>PG147</p>	<p>TEE</p>  <p>PG148</p>	<p>RED BRANCH TEE</p>  <p>PG148</p>	<p>ELBOW</p>  <p>PG148</p>	<p>FEMALE ADAPTER</p>  <p>PG148</p>	<p>MALE ADAPTER</p>  <p>PG149</p>	<p>SWL MALE ADPT</p>  <p>PG149</p>	
<p>MALE ELBOW</p>  <p>PG149</p>	<p>SWL MALE ELBOW</p>  <p>PG149</p>	<p>FEMALE ELBOW</p>  <p>PG150</p>	<p>MALE RUN TEE</p>  <p>PG150</p>	<p>MALE BRANCH T</p>  <p>PG150</p>	<p>FEM BRANCH T</p>  <p>PG150</p>	<p>45° ELBOW</p>  <p>PG151</p>	<p>SWL 45° ELBOW</p>  <p>PG151</p>	<p>DOT AIR BRAKE COPPER PG 152</p>	
<p>SLEEVE</p>  <p>PG152</p>	<p>NUT</p>  <p>PG152</p>	<p>UNION</p>  <p>PG152</p>	<p>TEE</p>  <p>PG152</p>	<p>UNION ELBOW</p>  <p>PG152</p>	<p>MALE ADAPTER</p>  <p>PG153</p>	<p>90° MALE ELBOW</p>  <p>PG153</p>	<p>MALE BRANCH T</p>  <p>PG153</p>	<p>DOT FOR HOSE PG 154</p>	
<p>SLEEVE</p>  <p>PG154</p>	<p>NUT</p>  <p>PG154</p>	<p>NUT-USE SPRING</p>  <p>PG154</p>	<p>SPRING</p>  <p>PG155</p>	<p>NUT/SPRING</p>  <p>PG155</p>	<p>UNION</p>  <p>PG155</p>	<p>CONNECTOR HOSE</p>  <p>PG155</p>	<p>MALE CONNECTOR</p>  <p>38363.PSD</p>	<p>ADAPTER FOR SWL</p>  <p>PG156</p>	
<p>MALE ADAPTER</p>  <p>PG156</p>	<p>ADAPTER BODY</p>  <p>PG156</p>	<p>MALE ADAPTER</p>  <p>PG156</p>	<p>AIR BRAKE ACCESSORIES PG 157</p>		<p>GLADHANDS</p>  <p>PG157</p>	<p>GLADHAND GRIPS</p>  <p>PG159</p>	<p>GLADHAND SEALS</p>  <p>PG159</p>	<p>AIR BRAKE TUBING</p>  <p>PG160</p>	<p>FUEL HOSE</p>  <p>PG161</p>

















































BRASS

PICTORIAL INDEX

AIR BRAKE  PG161	HOSE REPAIR  PG161	TARP STRAPS  PG161	CABLE TIE  PG161	GREASE FITTINGS PG 162	1/8 STR.  PG162	BALL CHECK  PG162	1/8" 30  PG143	1/8" 45  PG162
65° 1/8"  PG162	90° 1/8"  PG162	1/4 STR  PG162	65° BALL  PG163	SHORT 1/4-28  PG163	LONG 1/4-28  PG163	EXTRA LONG  PG163	SHORT 45° BC  PG163	SHORT 45° BC  PG163
LONG 45° BC 1/4-28  PG163	90° BALL CHECK 1/4-28  PG163	DRIVE TYPE  PG164	DRIVE TYPE  PG164	6MM  PG164	6MM 45°  PG164	6MM 90°  PG164	8MM  PG164	8MM 45°  PG164
8MM 90°  PG164	10MM  PG165	10MM 45°  PG165	10MM 90°  PG165	5/16"-24  PG165	3/8" - 24  PG165	BUTTON HEAD  PG165	WHIP HOSE  PG165	ADAPTERS  PG166
ADAPTERS  PG166	EXTENSIONS  PG166	45° ANGLE  PG166	BULKHEAD  PG166	DRAIN COCKS PG 168	GAS SHUT OFF  PG168	DRAIN COCK  PG168	TRUCK DRAIN  PG168	SHUT OFF  PG168
LEVER HANDLE  PG168	AIR TANK VALVE  PG168	INTERNAL SEAT  PG169	INTERNAL SEAT  PG169	LG INTERNAL SEAT  PG169	TEE HANDLE  PG169	EXT W/ SPOUT  PG169	BIBB NEEDLE  PG169	RADIATOR TYPE  PG169
AIR COCKS  PG170	FIP X FIP  PG170	MIP X FIP  PG170	SHUT OFF COCKS PG 171	COMP X MALE  PG171	COMP X COMP  PG171	FEMALE X FEM  PG171	MALE X FE-MALE  PG171	MALE X MALE  PG171
NEEDLE VALVES PG 172	COMP X MALE  PG172	COMP X M ANGLE  PG172	COMP X COMP  PG172	FLARE X MALE  PG172	FLARE X MALE  PG173	FLARE X FLARE  PG173	AIR VENT  PG173	MALE TO MALE  PG173

BRASS // LEAD FREE

PICTORIAL INDEX




































































F X F  PG173	MALE X FE-  PG173	SPECIALTY VALVES PG 174	TRUCK VALVE  PG174	FEMALE TO  PG174	HOSE BARB  PG174	FLARE TO  PG174	MIP X FLARE  PG174	SOLID BOTTOM VALVES PG 174
SOLID BOTTOM  PG174	FUEL VALVE  PG174	MALE X MALE  PG174	F X F  PG174	MALE X FLARE  PG174	SHUT OFF COCK VALVES PG 175	3-WAY (SIDE)  PG175	3-WAY (BOT-)  PG175	4-WAY  PG175
MARINE FITTINGS PG 176	ANTI-SIPHON  PG176	ANTI-SIPHON  PG176	MXF ANTI-SIPHON  PG176	ALUM MXF  PG176	MINIATURE BALL VALVES PG 177	MINI BALL  PG177	MALE X MALE  PG177	PIPE X BARB  PG177
F X F  PG177	F X F  PG177	F X F  PG177	FNPT X FNPT  PG177	MNPT X FNPT  PG177	PANEL MOUNT PG 177	PANEL MOUNT  PG177	F X F  PG177	F X F  PG177
N/P VALVES PG 178	PUSH-IN VALVE  PG178	TUBE X MIP MINI  PG178	FIP MINI BALL  PG178	MXF MINI BALL  PG178	FIP ANGLE BALL  PG178	3 WAY MINI  PG178	CHECK VALVES PG 179	FIPX FIP BUNA-N  PG179
M X F BUNA-N  PG179	MNPT X MNPT  PG179	MNPT X FNPT  PG179	FNPT X FNPT  PG179	NPT X NPSM  PG179	F X F  PG179	F X M  PG179	M X F  PG179	M X M CHECK  PG179
LEAD FREE FITTINGS PG 180	L/F PIPE PG 181	BS ELL  PG181	FGD ELL  PG181	BS 45  PG181	FGD TEE  PG182	BS TEE  PG182	CROSS  PG182	COUPLING  PG182
UNION  PG183	SQ. HEAD  PG183	CAP  PG183	BUSHING  PG184	FACE BUSH  PG184	HEX PLUG  PG184	CS PLUG  PG184	ST. ELL  PG186	BS ST ELL  PG186

LEAD FREE PICTORIAL INDEX

FGD ST ELL  PG187	45 ST ELBOW  PG187	HEX NIPPLE  PG185	CL. NIPPLE  PG185	ADAPTER  PG186	NIPPLE  PG185	ALL MALE  PG188	BS ELL  PG187	MALE BRANCH  PG188
MALE RUN  PG187	L/F PUSH-ON PG 188	MALE ADAPTER  PG188	L/F HOSE BARB PG 189	RIGID MALE  PG189	FORGED HOSE  PG190	MENDER/  PG190	RIGID FEMALE  PG189	BARB TEE  PG190
FEMALE  PG189	LF MINI BALL  PG190	L/F GARDEN HOSE PG 191	MGH X MALE  PG192	GARDEN HOSE  PG191	FGH X MALE  PG192	MGH X MGH  PG192	BRASS CON-NECTOR  PG192	SWIVEL  PG191
MALE END  PG191	FEMALE SWIVEL  PG191	CAP  PG193	GARDEN HOSE NUT  PG193	RIGID  PG192	SWIVEL  PG191	FGH X MALE  PG192	MGH X FEMALE  PG192	EVAP CLR FTGS  PG193
L/F FLARE PG 194	SHORT ROD NUT  PG194	SHORT FORGE NUT  PG194	UNION  PG195	FLARED CAP  PG195	TEE  PG195	PLUG  PG195	FEMALE ADAPTER  PG196	MALE BRANCH TEE  PG196
FORGED SWIVEL  PG196	MALE ADAPTER  PG197	UNION ELBOW  PG197	FIP BRANCH TEE  PG197	90° MALE ELBOW  PG198	FEMALE ELBOW  PG198	L/F COM-PRESSION PG 199	BRASS SLEEVE  PG199	NUT  PG200
BRASS INSERT  PG200	CAPTIVE SLEEVE NUT  PG200	CAP  PG200	UNION  PG201	TANK UNION  PG201	TEE  PG201	UNION ELBOW  PG202	FEMALE ADAPTER  PG203	COMP X SWEAT  PG203
MALE ADAPTER  PG204	MALE ELBOW  PG205	TANK CONNEC-TOR  PG205	FEMALE ELBOW  PG206	45 ELBOW  PG206	MALE RUN TEE  PG206	MALE BRANCH TEE  PG207	COMPX FIP X MIP  PG207	FIPXMIPXCOMP  PG207

LEAD FREE // PLUMBING ACCESSORIES

PICTORIAL INDEX

<p>COMPX FIP TEE</p>  <p>PG207</p>	<p>COMP X FE FL</p>  <p>PG207</p>	<p>COMP X MALE</p>  <p>PG207</p>	<p>COMP X FE</p>  <p>PG208</p>	<p>COMP X FE</p>  <p>PG208</p>	<p>COMP X FE</p>  <p>PG208</p>	<p>COMP X FE</p>  <p>PG208</p>	<p>ADD-A-TEE</p>  <p>PG208</p>	<p>L/F NEEDLE VALVES PGS 209</p>		
<p>COMP NEEDLE</p>  <p>PG209</p>	<p>COMP X MIP</p>  <p>PG209</p>	<p>COMP X M</p>  <p>PG209</p>	<p>FL X FL NEEDLE</p>  <p>PG209</p>	<p>FL X MIP</p>  <p>PG209</p>	<p>FIP X FIP</p>  <p>PG209</p>	<p>M X F PIPE</p>  <p>PG209</p>	<p>MIP X MIP</p>  <p>PG210</p>	<p>VALVE WITH</p>  <p>PG210</p>		
<p>VALVE W/ SADDLE</p>  <p>PG210</p>	<p>SADDLE ONLY</p>  <p>PG210</p>	<p>SADDLE VALVE</p>  <p>PG210</p>	<p>ICE MAKER KIT</p>  <p>PG211</p>	<p>PLUMBING ACCESSORIES PG 212</p>		<p>PEX ADAPTERS PG 213</p>		<p>STD PEX X MALE NPT ADAPTER</p>  <p>PG214</p>	<p>STD PEX X FEMALE NPT ADAPTER</p>  <p>PG213</p>	<p>STD PEX X FEMALE NPSM ADAPTER</p>  <p>PG213</p>
<p>STD PEX TEE</p>  <p>PG213</p>	<p>PEX PLUG</p>  <p>PG214</p>	<p>PEX TEE</p>  <p>PG213</p>	<p>PEX COUPLING</p>  <p>PG213</p>	<p>PEX ELBOW</p>  <p>PG213</p>	<p>PEX MALE ELBOW</p>  <p>PG214</p>	<p>PEX CLAMP</p>  <p>PG214</p>	<p>L/F BRASS PEX FITTINGS PG 215</p>		<p>MALE ADAPTER</p> 	
<p>FEMALE ADAPTER</p>  <p>PG215</p>	<p>MALE SWEAT</p>  <p>PG215</p>	<p>FEMALE SWEAT</p> 	<p>UNION</p>  <p>PG216</p>	<p>UNION ELBOW</p>  <p>PG216</p>	<p>UNION TEE</p>  <p>PG216</p>	<p>REDUCING TEE</p>  <p>PG216</p>	<p>MALE ELBOW</p>  <p>PG217</p>	<p>ADAPTER</p>  <p>PG217</p>		
<p>DROP EAR</p>  <p>PG217</p>	<p>SWEAT ELL</p>  <p>PG217</p>	<p>PLUG</p>  <p>PG217</p>	<p>SUPPLY STOPS & CNECTRS PG 218</p>		<p>ANGLE STOPS</p>  <p>PG218</p>	<p>CONTRACTOR</p>  <p>PG218</p>	<p>COMP X FIP</p>  <p>PG218</p>	<p>COMP X SWT</p>  <p>PG218</p>	<p>X C/E PEX</p>  <p>PG218</p>	
<p>X PEX</p>  <p>PG218</p>	<p>1/4 COMP</p>  <p>PG218</p>	<p>PRESS FIT</p>  <p>PG218</p>	<p>3-WAY SUPPLY STOPS</p>  <p>PG218</p>	<p>STRAIGHT STOPS</p>  <p>PG219</p>	<p>X FIP</p>  <p>PG219</p>	<p>X SWT</p>  <p>PG219</p>	<p>X C/E PEX</p>  <p>PG219</p>	<p>X PEX</p>  <p>PG219</p>		
<p>1/4 COMP</p>  <p>PG219</p>	<p>XCPVC</p>  <p>PG219</p>	<p>PRESS FIT</p>  <p>PG219</p>	<p>3/8 X FIP LAV CONNECTOR</p>  <p>PG220</p>	<p>3/8 X 3/8 LAV CNCTR</p>  <p>PG220</p>	<p>PVC BALLCOCK CNCTR</p>  <p>PG220</p>	<p>PVC LAV CON-NECTOR</p>  <p>PG220</p>	<p>PVC LAV 3/8 COMP CNCTR</p>  <p>PG220</p>	<p>FIP X B/C SS CONNECTOR</p>  <p>PG220</p>		

PLUMBING ACCESSORIES // LEAD FREE VALVES

PICTORIAL INDEX

ICE MAKER SS  PG221	3/8 GDN HOSE  PG221	WATER HEATER  PG221	WASHING MA-  PG221	CONNECTOR  PG221	POWER CORDS PG 235	3 WIRE RANGE  PG222	3 WIRE DRYER  PG222	4 WIRE RANGE  PG222
4 WIRE DRYER  PG223	DISHWASHER  PG223	POWER SUP-  PG223	EXTENSION  PG223	TRANSITION FITTINGS PG 224	CPVC SS MALE  PG224	CPVC BRASS  PG224	FEMALE  PG224	CPVC DROP  PG224
CPVC SS MALE ADAPTER  PG224	CPVC SS DROP EAR  PG224	METER COU-PLING  PG225	FLANGE OVAL  PG225	FLANGE OVAL  PG225	RBR COUPLING  PG225	RBR RED CPLG  PG226	TEST CAP  PG226	CONNECTORS  PG226
DIELECTRIC UNIONS PG 227	FIP X SWEAT  PG227	MIP X SWT  PG227	FIP X FLANGE  PG227	CLEANOUT PLUGS PG 228	SQUARE HEAD  PG228	COUNTERSUNK  PG228	TAPPED  PG228	IRON BODY  PG228
IRON BODY  PG228	PVC FITTINGS PG 229	SCH 80 UNIONS  PG229	SCH 40 UNIONS  PG229	COMPRESSION  PG229	REPAIR  PG229	NIPPLES  PG230	BRONZE INSERT FITTINGS PG 232	BARB FOR PL PIPE  PG232
BRONZE TEE BARB  PG232	90 BRONZE BARB  PG232	UNION 90  PG232	STEEL INSERT FITTINGS PG 232	STEEL INSERT  PG232	REDUCER  PG232	UNION  PG232	SS INSERT FITTINGS PG 233	SS MALE ADAPTER  PG233
SS 90 ELBOW  PG233	L/F INSERT FITTINGS PG 233	LF UNION  PG233	LF MALE BRANCH  PG233	LF UNION ELBOW  PG233	SS COU-PLINGS PG 233	SS DROP WELL  PG233	PVC VALVES PG 234	PVC THREAD  PG234
SLIP X SLIP  PG234	FIP X FIP  PG234	SLIP X SLIP  PG234	IN-LINE CHECK  PG235	FIP PVC CHECK  PG235	DRUM FAUCET  PG235	DRUM & BAR-REL  PG235	L/F BRASS BALL VALVES PG 236	LF BALL VALVE  PG237

LEAD FREE VALVES // VALVES

PICTORIAL INDEX

SWT X SWT  PG237	IPS W/DRAIN  PG238	SWT W/DRAIN  PG238	SS TEE  PG238	FIP X FIP LF  PG238	SWT X SWT LF  PG239	LF ITALIAN  PG240	SWT X SWT LF  PG240	LF COPPER  PG241	
C/E PEX UNION  PG242	C/E PEX W/  PG242	PEX BALL  PG242	MIP X PROPEX  PG242	PEX DRAIN  PG242	PUSH FIT  PG243	L/F GATE & CHECK VALVES PG 244		LF GATE VALVE  PG244	GATE VALVE  PG244
LF BRASS CHECK  PG244	SWING CHECK  PG244	CXC SWING CHK  PG244	Y-STRAINER  PG244	FROST FREE  PG245	MALE HOSE BIBB  PG246	FIP HOSE BIBB  PG246	SWT HOSE BIBB  PG246	FIP BOILER DRN  PG247	
MIP BOILER  PG247	ANGLE MALE  PG247	ANGLE FIP  PG247	PEX SILLCOCK  PG248	CE PEX SILLCOCK  PG248	VACUUM BREAK  PG248	VALVES PG 249		FORGED BRASS  PG250	LOCKING HANDLE  PG251
BUTTERFLY HANDLE  PG251	ITALIAN BALL VALVE  PG252	M X F  PG253	ITALIAN M X F  PG254	MXF TEE HANDLE  PG255	FXM LOCKING  PG256	SPRING HANDLE  PG257	RIGHT ANGLE  PG257	3WAY NON-VENT  PG257	
SAFETY EX-HAUST  PG257	GAS VALVES PG 259		GAS BALL VALVE  PG259	FLARE X FLARE  PG259	FLARE X MIP  PG259	FLARE X FIP  PG259	ITALIAN GAS BALL  PG259	MINI BALL VALVES PG 260	
M X F  PG260	MINI MXF BRASS  PG260	FXF FLAG HANDLE  PG261	TEE HANDLE  PG209	SCREWDRIVER  PG261	MXF FLAG  PG262	TEE HANDLE  PG262	SCREWDRIVER  PG262	F X F MINI  PG263	
F X M MINI  PG263	M X M MINI  PG263	BARB X MALE MINI  PG263	BARB X FE-MALE  PG263	BARB X BARB MINI  PG263	3-WAY BALL VALVE PG 264		3-WAY SIDE OUT  PG264	3-WAY BOTTOM  PG264	STRAINER  PG265

VALVES

PICTORIAL INDEX

RADIATOR AIR  PG265	KEY ONLY  PG265	SILLCOCK  PG265	HOSE BIBBS  PG265	GARDEN VALVE  PG265	GATE VALVE  PG266	BRONZE GATE  PG267	QUICK OPENING  PG268	Y-STRAINER  PG269
BRASS SWING CHECK PG 270	SWING CHECK  PG270	CHECK VALVE  PG271	IN LINE CHECK  PG271	IN LINE CHECK  PG272	SS FULL PORT VALVES PG 273	2000#  PG273	316 SS 1-PC  PG274	316 SS 2-PC  PG275
SS MINI  PG276	SS M X F  PG276	FXF BUTTERFLY  PG277	MXF BUTTERFLY  PG277	MXM BUTTERFLY  PG277	SS CHECK VALVES PG 278	304 CHECK  PG278	SS IN LINE  PG279	FXF SPRING CHK  PG280
MXF SPRING CHK  PG280	Y-SPRING CHECK  PG281	2PC BARREL  PG281	Y STRAINER  PG282	SS SWING CHK  PG282	SS GLOBE VALVE  PG282	SS GATE VALVE  PG282	CARBON STEEL BALL VALVES PG 283	STANDARD PORT  PG283
2PC FULL PORT  PG284	2 WAY  PG285	3 WAY  PG285	CHECK VALVES  PG286	DUCTILE IRON VALVES PG 287	BUTTERFLY VALVE LEVER  PG288	BUTTERFLY VALVE GEAR  PG288	GEAR REPLACEMENT  PG290	WHEEL  PG290
EXTENSIONS  PG290	ROLL PIN  PG290	WAFER CHECK  PG291	CHECK VALVE UL  PG292	CHECK  PG293	CHECK  PG294	GATE VALVE NO TAP  PG295	GATE VALVE NRS RES.  PG296	GATE VALVE DI  PG297
GATE VALVE FL X MJ  PG298	Y STRAINER  PG299	FLANGED Y  PG299	IPS GATE  PG300	RT GATE  PG300	FL GATE  PG300	POST INDICATOR  PG302	CARBON STEEL FLANGES PG 303	SLIP-ON  PG303
THREADED  PG303	WELD NECK FLNG  PG304	BLIND FLNG  PG304	DUCTILE IRON FLANGES PG 305	COMP FLANGE THREAD  PG305	COMPANION FLANGE  PG306	BLIND FLANGE  PG306	GASKET SETS PG 307	RUBBER GASKETS SETS  PG307

VALVES // NIPPLES AND FITTINGS

PICTORIAL INDEX

FULL FACE  PG307	NON-AS-  PG308	NIPPLES & FITTINGS PG 309	BRASS NIPPLES PG 310	SEAMLESS  PG311	CHROME  PG317	BRONZE FITTINGS PG 318	L/F BRONZE FITTINGS PG 318	90° ELBOW  PG319
90° REDUCE  PG319	90° STREET  PG320	45° ELBOW  PG320	BRONZE D/E  PG320	SWT X SWT  PG320	PEX X FIP  PG320	45 ST ELBOW  PG321	CROSS  PG321	TEE  PG321
REDUCING TEE  PG322	COUPLING  PG323	REDUCE COUP  PG323	CAP  PG324	UNION  PG324	HEX LOCKNUT  PG326	HEX BUSHING  PG325	HEX BUSHING  PG325	CNTRSUNK PLUG  PG326
CORED PLUG  PG326	SOLID PLUG  PG326	HEX NIPPLE  PG327	REDUCE HEX NIP  PG327	LF COMPANION FLANGE  PG327	C/P BRONZE FITTINGS PG 328	C/P ST ELL  PG328	C/P COUPLING  PG328	C/P ELL  PG328
C/P CAP  PG328	C/P PLUG  PG328	SS NIPPLES PG 329	304 SCH 40 WELDED  PG330	316 SCH 40 WELDED  PG330	SS FITTINGS PG 335	90° ELBOW  PG336	90° STREET ELB.  PG336	45° ELBOW  PG336
TEE  PG337	CROSS  PG337	HEX NIPPLE  PG337	REDUCE HEX NIP  PG337	COUPLING  PG338	REDUCE COUP  PG338	MACHINED COUP  PG338	HALF COUPLING  PG339	UNION  PG339
CAP-CAST  PG339	HEX CAP-BRSTCK  PG339	HEX BUSHING  PG340	HEX LOCKNUT  PG341	HEX SOCKET PLG  PG342	CORED PLUG  PG341	SOLID PLUG  PG342	SOLID HEX PLUG  PG342	CORED HEX PLUG  PG341
HOSE NIPPLE  PG341	REDUCING  PG342	STEEL NIPPLES PG 343	SCH 40 GALVANIZED  PG344	SCH 40 BLACK  PG344	SINGLE NIP RUN  PG351	ASSORTMENTS  PG352	TOTE TRAYS  PG352	SCH 80 SEAMLESS  PG353

NIPPLES AND FITTINGS

PICTORIAL INDEX










XXS SEAMLESS  PG359	GROOVE NIPPLES PG 360	THREAD X  PG360	GROOVE X  PG361	MERCHANT COUPLINGS PG 362	MERCHANT  PG362	MERCHANT  PG362	HALF MECHANT  PG362	API LINE COUP  PG363
MALLEABLE FITTINGS PG 364	90° ELBOW  PG365	90° ELB. BLACK  PG365	REDUCE  PG365	REDUCE  PG365	GALV ST.  PG365	BLK. ST. ELBOW  PG365	45° GALV  PG366	45° BLK.  PG366
45° GALV ST. ELB  PG366	45° BLK. ST. ELB  PG366	GALV CROSS  PG366	BLACK CROSS  PG366	GALV TEE  PG367	BLACK TEE  PG367	GALV REDUCE T  PG367	BLK. REDUCE T  PG367	BULLHEAD TEE  PG367
BLK. BLKHD TEE  PG367	REDUCING TEE  PG367	MALL SERVICE T  PG368	MALL SERVICE T  PG368	GALV OUT TEE  PG368	BLK. OUT TEE  PG368	GALV COU-PLING  PG369	BLK. COUPLING  PG369	GALV RED COUP  PG369
BLK. RED COUP  PG369	INSIDE HEX  PG370	BLK. HEX BUSH  PG370	GALV HEX BUSH  PG370	GALV UNION  PG371	BLACK UNION  PG371	GALV SQR PLUG  PG371	BLK SQR PLUG  PG371	GALV CAP  PG371
BLACK CAP  PG371	LATERAL Y  PG372	LOCKNUTS  PG372	COUPLING  PG372	OUTLET ELBOW  PG372	GALV FLR FLANGE  PG373	BLK FLR FLANGE  PG373	SHROOM CAP  PG373	STEEL FITTINGS PG 374
GALV HEX BUSH  PG374	BLK HEX BUSH  PG374	GALV CAP  PG374	BLK CAP  PG374	GALV FACE BUSH  PG374	BLK FACE BUSH  PG374	GALV SQR PLUG  PG375	BLK SQR PLUG  PG375	GALV HEX PLUG  PG375
BLK HEX PLUG  PG375	GALV CS PLUG  PG375	BLK CS PLUG  PG375	CS HEX  PG375	BLK CS PLUG  PG375	300# MALLEABLE PG 376	90° ELBOW  PG376	45° ELBOW  PG376	90° ST ELBOW  PG376

NIPPLES AND FITTINGS

PICTORIAL INDEX


































































<p>TEE</p>  <p>PG376</p>	<p>COUPLING</p>  <p>PG376</p>	<p>REDUCE COUP</p>  <p>PG377</p>	<p>CAP</p>  <p>PG377</p>	<p>UNION</p>  <p>PG377</p>	<p>MAG DRAIN</p>  <p>PG377</p>	<p>SWAGES BULLPLUGS PG 378</p>	<p>BULL PLUG</p>  <p>PG378</p>	<p>XH BULL PLUG</p>  <p>PG378PG378</p>	
<p>SCH 40 SWAGE</p>  <p>PG378</p>	<p>HEX SWAGE</p>  <p>PG379</p>	<p>SCH 80 SWAGE</p>  <p>PG379</p>	<p>XXH SWAGE</p>  <p>PG379</p>	<p>PLASTIC FITTINGS PG 380</p>		<p>ELBOW</p>  <p>PG381</p>	<p>TEE</p>  <p>PG381</p>	<p>STREET ELBOW</p>  <p>PG381</p>	
<p>STREET ELBOW</p>  <p>PG381</p>	<p>HEX HEAD PLUG</p>  <p>PG381</p>	<p>HEX HEAD PLUG</p>  <p>PG381</p>	<p>HEX BUSHING</p>  <p>PG382</p>	<p>HEX BUSHING</p>  <p>PG382</p>	<p>HEX NIPPLE</p>  <p>PG382</p>	<p>HEX NIPPLE</p>  <p>PG382</p>	<p>RED NIPPLE</p>  <p>PG382</p>	<p>RED NIPPLE</p>  <p>PG382</p>	
<p>COUPLING</p>  <p>PG383</p>	<p>COUPLING</p>  <p>PG383</p>	<p>PIPE CAP</p>  <p>PG383</p>	<p>PLASTIC BULK-HEAD</p>  <p>PG383</p>	<p>HOSE BARB PG 383</p>		<p>MALE ADAPTER</p>  <p>PG383</p>	<p>MALE ADAPTER</p>  <p>PG383</p>	<p>HOSE X MALE 90°</p>  <p>PG384</p>	<p>HOSE X MALE 90°</p>  <p>PG384</p>
<p>UNION ELBOW</p>  <p>PG385</p>	<p>SPLICER</p>  <p>PG385</p>	<p>SPLICER</p>  <p>PG385</p>	<p>RED SPLICER</p>  <p>PG385</p>	<p>RED SPLICER</p>  <p>PG385</p>	<p>BARBED TEE</p>  <p>PG386</p>	<p>BARBED TEE</p>  <p>PG386</p>	<p>BARBED Y</p>  <p>PG386</p>	<p>BARBED Y</p>  <p>PG386</p>	
<p>REDUCING TEE</p>  <p>PG386</p>	<p>REDUCING TEE</p>  <p>PG386</p>	<p>M BRANCH TEE</p>  <p>PG386</p>	<p>PLASTIC GARDEN HOSE PG 387</p>		<p>GH CAP</p>  <p>PG387</p>	<p>GH NUT</p>  <p>PG387</p>	<p>GH ADPT INSERT</p>  <p>PG387</p>	<p>GH THREAD ADPT</p>  <p>PG387</p>	<p>MGH X F</p>  <p>PG387</p>
<p>FGH X M</p>  <p>PG387</p>	<p>MGH X M</p>  <p>PG387</p>	<p>NSF PUSH- IN PG 388</p>		<p>UNION CON- NECT</p>  <p>PG388</p>	<p>BULKHEAD UNION</p>  <p>PG388</p>	<p>UNION TEE</p>  <p>PG388</p>	<p>UNION ELBOW</p>  <p>PG388</p>	<p>REDUCING ELBOW</p>  <p>PG388</p>	<p>FEMALE CON- NECT</p>  <p>PG389</p>
<p>MALE CONNEC- TOR</p>  <p>PG389</p>	<p>STEM ADAPTER</p>  <p>PG389</p>	<p>REDUCER</p>  <p>PG389</p>	<p>FIXED ELBOW</p>  <p>PG389</p>	<p>PLUG-IN ELBOW</p>  <p>PG390</p>	<p>2-WAY DIVIDER</p>  <p>PG390</p>	<p>PLUG</p>  <p>PG390</p>	<p>PLXPL</p>  <p>PG390</p>	<p>PL X MIP VALVE</p>  <p>PG390</p>	

PLASTIC
PICTORIAL INDEX

CHECK VALVE  PG390	STOP VALVE  PG390	HOSE ACCESSORIES PG 391	CAM AND GROOVE PG 392	ALUM CAM AND GROOVE PG 392	MADPT X F  PG392	FEMALE COU-  PG392	HOSE SHANK C  PG392	FEMALE COU-  PG392
HOSE SHANK E  PG393	MALE ADAPTER  PG393	DUST CAP DC  PG393	DUST CAP DP  PG393	SPOOL  PG394	MALE ADAPTER  PG394	FEMALE COU-  PG394	REDUCER D  PG394	FEMALE COU-  PG394
FEMALE COU- PLER DD  PG394	MALE ADAPTER F  PG394	POLY CAM & GROOVE PG 395	MALE ADAPTER A  PG395	FEMALE COU- PLER B  PG395	HOSE SHANK C  PG397PG395	FEMALE COU- PLER D  PG395	M X HOSE SHANK E  PG396	MALE ADAPTER F  PG396
DUST CAP DC  PG396	DUST PLUG DP  PG396	SS CAM & GROOVE PG 397	FEMALE ADAPTER A  PG397	FEMALE COU- PLER B  PG397	HOSE SHANK C  PG397	FEMALE COU- PLER D  PG397	HOSE SHANK E  PG398	MALE ADAPTER F  PG398
DUST CAP DC  PG398	DUST PLUG DP  PG398	BRASS CAM & GROOVE PG 399	MALE ADAPTER A  PG399	FEMALE COU- PLER B  PG399	HOSE SHANK C  PG399	FEMALE COU- PLER D  PG399	HOSE SHANK E  PG400	MALE ADAPTER F  PG400
DUST CAP DC  PG400	DUST CAP DP  PG400	CRIMPLOK PG 401	ALUM DC  PG402	ALUM B  PG402	ALUM D  PG402	ALUM C  PG402	SS B  PG403	SS D  PG403
SS DC  PG403	SS C  PG403	ALUM C  PG404	ALUM C AND E  PG404	SS CRIMPLOK  PG404	CRIMP CAMS  PG404	SS HANDLE  PG405	BRASS HANDLE  PG405	BUNA-N GAS- KET  PG405
SAFETY CLIP  PG405	SILICONE GASKET  PG405	VITON GASKET  PG405	KING NIPPLES PG 406	HOSE NIPPLE STEEL  PG406	ZINC PLATED  PG406	REDUCER/EX- PANDER  PG406	316 SS  PG406	BRASS  PG407

HOSE ACCESSORIES

PICTORIAL INDEX

ALUMINUM  PG407	STEEL VIC-  PG407	PLATED  PG407	CRIMP KING  PG409	CRIMP KING  PG409	CRIMP COMBO  PG409	CRIMP KING  PG409	SQUARE CUT  PG410	SS FLANGE  PG410
VICTAULIC  PG410	HOSE MENDER  PG410	PLATED STEEL  PG411	316 HOSE  PG411	BRASS  PG411	UNIVERSAL COUPLINGS PG 412	UNIVERSAL  PG412	WASHER  PG412	FEMALE NPT  PG412
HOSE END  PG412	TRIPLE CON- NECT  PG412	BOLT CLAMP  PG413	ALUMINUM BARBS  PG413	STRAINERS & NOZZLES PG 414	SAFETY CHECK  PG414	FOOT VALVE  PG414	ROUND STRAINER  PG414	LONG STRAINER  PG414
BOTTOM STRAINER  PG414	BOTTOM HOLE  PG414	FOG NOZZLE  PG414	FIRE HOSE FITTINGS PG 415	FIRE HOSE  PG415	FXM HEX ADPT  PG415	DBL M HEX NIP  PG415	BRASS CAP  PG415	NOZZLE  PG415
HAMMER UNION  PG416	HAMMER UNION  PG416	HAMMER UNION SET  PG416	HAMMER UNION SET  PG416	BUCHANAN HOSE PG 417	CLEAR BRAID  PG423	JACK HAMMER  PG424	JACK HAMMER  PG424	HOT AIR BLOWER  PG424
JACK HAMMER  PG425	GENERAL PURPOSE  PG425	GENERAL PURPOSE  PG425	MARINE EX- HAUST  PG426	PUSH-ON  PG426	FUEL LINE  PG427	ARI SUCTION  PG427	IND VACUUM  PG428	BULKMASTER SOFTWALL  PG428
EPDM SUCTION  PG429	SANDBLAST  PG429	FLEXLITE  PG430	FLEXCHEM  PG430	TANK TRUCK  PG431	FLEXLITE  PG431	TANK TRUCK  PG432	OIL VACUUM  PG432	TANK TRUCK 300  PG433
OIL VACUUM  PG433	FRACLINE 400  PG434	PETRO DIS- CHARGE  PG434	HOT TAR  PG435	PETRO DIS- CHARGE  PG435	PETRO DIS- CHARGE  PG435	STEAM 250 BLACK  PG436	STEAM 250  PG436	BLUE LAYFLAT  PG437

HOSE ACCESSORIES

PICTORIAL INDEX

<p>BLUE ASSEM-</p>  <p>PG437</p>	<p>BROWN LAY-</p>  <p>PG438</p>	<p>DURAFLEX</p>  <p>PG439</p>	<p>DURAFLEX</p>  <p>PG439</p>	<p>HIGH PRES-</p>  <p>PG440</p>	<p>HIGH PRES-</p>  <p>PG440</p>	<p>SATURN OLIVE</p>  <p>PG441</p>	<p>SATURN</p>  <p>PG441</p>	<p>SATW</p>  <p>PG442</p>
<p>SAT</p>  <p>PG442</p>	<p>WATER SUC-</p>  <p>PG443</p>	<p>SUPERFLEX</p>  <p>PG443</p>	<p>HOSE ASSEMBLIES PG 458</p>	<p>AIR HOSE AS-</p>  <p>PG446</p>	<p>GARDEN HOSE</p>  <p>PG447</p>	<p>PRESSURE</p>  <p>PG449</p>	<p>CRIMPLOK</p>  <p>PG450</p>	<p>CRIMPLOK</p>  <p>PG456</p>
<p>HOSE CLAMPS PG 463</p>	<p>WORM GEAR PG 464</p>	<p>MINI WORM GEAR</p>  <p>PG464</p>	<p>WORM GEAR CLAMP</p>  <p>PG464</p>	<p>QUICK RELEASE</p>  <p>PG468</p>	<p>T-BOLT CLAMPS</p>  <p>PG469</p>	<p>T-BOLT SPRING LDD</p>  <p>PG470</p>	<p>V-BAND</p>  <p>PG471</p>	<p>CONSTANT TORQUE</p>  <p>PG471</p>
<p>HEAVY DUTY</p>  <p>PG472</p>	<p>DOUBLE BOLT</p>  <p>PG472</p>	<p>SC SPIRAL</p>  <p>PG472</p>	<p>M10DC MAXI</p>  <p>PG472</p>	<p>GUILLOTINE</p>  <p>PG472</p>	<p>SADDLE</p>  <p>PG472</p>	<p>1-EAR</p>  <p>PG473</p>	<p>HAMMERLOCK</p>  <p>PG475</p>	<p>2-EAR</p>  <p>PG475</p>
<p>GAPLESS</p>  <p>PG474</p>	<p>PREFORMED CLAMPS</p>  <p>PG476</p>	<p>SIDE JAW</p>  <p>PG477</p>	<p>PINCERS</p>  <p>PG477</p>	<p>CRIMPER</p>  <p>PG477</p>	<p>LOKING TOOL</p>  <p>PG477</p>	<p>LOKING TOOL</p>  <p>PG477</p>	<p>MINI CLAMPS SS</p>  <p>PG478</p>	<p>MINI ALUZINC</p>  <p>PG478</p>
<p>LINED CLAMPS</p>  <p>PG478</p>	<p>VINYL COATED</p>  <p>PG479</p>	<p>RUBBER LINED</p>  <p>PG479</p>	<p>HOSE FERRULE-SS</p>  <p>PG480</p>	<p>TUBING PG 481</p>	<p>POLYURETHANE</p>  <p>PG482</p>	<p>BLACK</p>  <p>PG482</p>	<p>BLUE</p>  <p>PG482</p>	<p>POLYETHYLENE</p>  <p>PG483</p>
<p>BLACK POLY</p>  <p>PG484</p>	<p>GREEN POLY</p>  <p>PG484</p>	<p>BLUE POLY</p>  <p>PG484</p>	<p>RED POLY</p>  <p>PG484</p>	<p>NYLON 12</p>  <p>PG485</p>	<p>PVC</p>  <p>PG486</p>	<p>MINITUBING CUT</p>  <p>PG486</p>	<p>TUBING CUTTER</p>  <p>PG486</p>	<p>PLASTIC TUBE CUT</p>  <p>PG486</p>
<p>MOUNTING RACK</p>  <p>PG486</p>	<p>ALUMINUM</p>  <p>PG487</p>	<p>COPPER TUBE</p>  <p>PG487</p>	<p>SOFT COPPER</p>  <p>PG487</p>	<p>PRESSURE SPRAYERS PG 488</p>	<p>QD NOZZLE</p>  <p>PG489</p>	<p>MEG NOZZLE</p>  <p>PG489</p>	<p>RUBBER TIP</p>  <p>PG490</p>	<p>THERMAL RELIEF</p>  <p>PG490</p>

HOSE CLAMPS

PICTORIAL INDEX

 PG490	 PG491	 PG491	 PG491	 PG492	 PG492	 PG493	 PG493	PNEUMATICS PG 494
INDUS- TRIAL QDS PG 495	 PG495	 PG495	 PG495	 PG495	 PG495	 PG495	 PG495	 PG496
 PG496	 PG496	 PG496	 PG496	 PG496	 PG496	UNIVERSAL PG 497	 PG497	 PG497
 PG497	 PG497	 PG497	 PG497	ARO 210 INTERCHANGE PG 498	 PG498	 PG498	 PG498	 PG498
 PG498	 PG498	AUTO INTERCHANGE PG 499	 PG499	 PG499	 PG499	 PG499	 PG499	 PG499
 PG499	 PG499	 PG500	 PG500	 PG500	 PG500	LINCOLN INTERCHANGE PG 500	 PG500	 PG500
 PG500	 PG500	MUFFLERS VENTS PG 501	 PG501	 PG501	 PG501	 PG501	 PG501	 PG501
 PG502	 PG502	 PG502	 PG502	 PG502	 PG502	 PG503	 PG503	SAFETY VALVES PG 503

PRESSURE WASHER/ PNEUMATICS

PICTORIAL INDEX

SAFETY VALVES  PG503	CHECK VALVE  PG503	CHECK VALVE  PG503	TANK VALVES PG 504	BIKE PUMP FITT  PG504	INFLATOR  PG504	SLIDE VALVE  PG504	SPRING CORE  PG504	SPRING CORE  PG504
SPRING CORE  PG504	BLK PLASTIC CAP  PG504	DOME CAP  PG504	BLOW GUNS PG 505	CPCT BLOW GUN  PG505	SAFE BLOW GUN  PG505	SAFE BLOW GUN  PG505	PISTOL BLOW GUN  PG505	PISTOL BLOW GUN  PG505
MISC GAUGES PG 506	RUB TIP NOZZLE  PG506	HI FLOW NOZZLE  PG506	M-TIRE GAUGE  PG506	VOL REGULATOR  PG506	EXTENSION  PG506	GUN ADAPTER  PG506	COIL AIR HOSE  PG506	COIL AIR HOSE  PG506
HEX BALL CHUCK  PG507	BALL CHCK BARB  PG507	DUAL AIR CHUCK  PG507	DUAL STRT AIR  PG507	INFLATOR/GAUGE  PG507	INFLATOR/GAUGE  PG507	GAUGES PG 511	DRY GAUGE  PG511	CENTER BACK MOUNT  PG511
LIQUID FILLED  PG512	WATER TEST  PG512	GAS TEST  PG512	TAPES & SEALANT PG 513	THREAD SEAL  PG513	BLUE SEAL TAPE  PG513	YEL GAS TAPE  PG513	GRE OXY TAPE  PG513	GREY SS TAPE  PG513
HYDRAULICS PG 514	STEEL PIPE SWIVEL PG 523	M. SWL ADAPTER  PG523	FE. SWL ADAPTER  PG523	M. ELB ADAPTER  PG523	FE. UNION ELB.  PG523	M. 45° ELBOW  PG524	FE. 45° UNION  PG524	M. SWL TEE  PG524
FE. SWL TEE  PG524	FE. SWL TEE  PG524	JIC FLARE PG 525	LONG JIC NUT  PG525	JIC CAP  PG525	JIC TUBE NUT  PG525	JIC TUBE SLEEVE  PG525	JIC TUBE UNION  PG525	JIC M. CONN  PG526
JIC FE. CONN  PG526	JIC RED/EXP  PG527	PLUG  PG527	JIC UNION ELB.  PG527	JIC M. ELBOW  PG528	JIC FIP ELBOW  PG528	MALE 45° ELBOW  PG529	JIC UNION 45° ELBOW  PG529	M. BRANCH TEE  PG529

PNEUMATICS

PICTORIAL INDEX

JIC FE. TEE  PG529	JIC UNION TEE  PG529	LOCKNUT  PG530	JIC BULK  PG530	BULK UNION  PG530	45° UNION ELB  PG530	BULK BRANCH  PG531	BULK RUN TEE  PG531	JIC TO FEMALE  PG531
JIC TO MALE  PG531	STEEL PIPE FITTINGS PG 532	PIPE COUPLING  PG532	HEX PIPE  PG532	EXP/ PIPE ADAP  PG532	HEX RED/ BUSH  PG533	HEX HEAD  PG533	HOLLOW HEX  PG534	FLUSH HLW  PG534
SQR HEAD PLUG  PG534	PIPE CAP  PG534	MALE ELBOW  PG534	45° M. ELBOW  PG535	90° ST ELBOW  PG535	45° ST ELBOW  PG535	FE. ELBOW  PG536	45° FE. ELBOW  PG536	MALE PIPE TEE  PG536
FE. PIPE TEE  PG537	ST PIPE TEE  PG536	FE. RUN PIPE T  PG537	MALE PIPE TEE  PG537	FE. PIPE TEE  PG537	CROSS  PG537	STEEL O-RING ADAPTERS PG 538	JIC TO O-RING  PG538	O-RING TO PIPE  PG538
O-RING TO 37°  PG538	O-RING UNION  PG539	FE. O-RING  PG539	O-RING TO FE.  PG539	O-RING PLUG  PG540	O-RING HLW PLG  PG540	O-RING PORT  PG540	JIC SWIVEL PG 541	JIC SWL ELBOW  PG541
JIC SW X MIP  PG541	JIC SWL 45°  PG541	JIC SWL TO F 90°  PG541	JIC SWL CONN  PG541	JIC SWL TO M  PG542	JIC SWL TOF ADP  PG542	JIC SWL BRANCH T  PG543	JIC SWL RUN T  PG543	JIC O-RING PG 543
JIC RUN TEE  PG543	JIC TO ORING 90°  PG543	JIC TO ORING 45°  PG544	JIC BRANCH TEE  PG544	ORING TO F 90°  PG544	ORING TO M 90°  PG544	ORING JIC 90°  PG544	F TO M ORING 90°  PG545	M ORING SWL AD  PG545
90° ORING SWL  PG551	45° ORING SWL  PG546	O-RING  PG546	NITRILE O-RING  PG546	BRAZE TUBE NUT  PG546	BRAZETUBE SLV  PG546	CAP  PG547	BULKHEAD LKNUT  PG547	MALE UNION  PG547
FACE SEAL ADPT  PG547	FE ORFS X ORFS  PG547	PLUG  PG548	ORFS UNION 90°  PG546PG548	ORFS TO M 90°  PG546PG548	ORFS TO PIPE 45  PG548	CAPORFS UNION T  PG548	M ORFS TO ORB  PG549	M TO F 37° SWL  PG549






HYDRAULICS

PICTORIAL INDEX

MORFS UNION  PG549	BULKHEAD  PG549	SWL NUT ELBOW  PG549	37° SWIVEL  PG550	O-RING ELBOW  PG550	ORFS TO 45°  PG550	SWIVEL ELBOW  PG550	STEEL BSPT ADAPTERS PG 551	JIC BSPT  PG551
BSPT ELBOW  PG551	HEX NIPPLE  PG551	PLUG  PG551	HEX NIPPLE BSPP  PG551	COUPLING  PG552	FEMALE SWIVEL  PG552	ELBOW  PG552	MALE NIPPLE  PG552	MALE BSPP  PG552
SWIVEL BSPP  PG553	PLUG BSPP  PG553	HOLLOW BSPP  PG553	FEMALE BSPP  PG553	METRIC PG 553	MALE CONNECTOR  PG553	MALE ELBOW  PG554	STRAIGHT SWIVEL  PG554	METRIC PARALLEL  PG554
HOLLOW  PG554	FEMALE ADAPTER  PG554	ISO A & B INTERCHANGE PG 555	NO SPILL  PG555	DRYBREAK  PG555	ISO-A COUPLER  PG555	ISO-A PLUG  PG555	ISO-B COUPLER  PG555	ISO-B PLUG  PG555
FLUSH FACE  PG556	FLUSH FACE  PG556	LSQ SERIES  PG556	LSQ SERIES  PG556	AG SERIES  PG557	KZE SERIES  PG557	FLOW CONTROL PG 558	FLOW VALVE  PG558	NEEDLE VALVE  PG558
PRESSURE VALVE  PG559	JIC FLANGE  PG561	JIC FLANGE  PG561	JIC FLANGE  PG561	FLANGE KIT  PG562	FLANGE KIT  PG562	SPLIT FLANGE  PG562	FLANGE PLUG  PG562	FLANGE HALF  PG563
FLANGE PAD  PG563	FLANGE HALF  PG563	STAINLESS STEEL ADAPTERS PG 564	PIPE SWIVEL  PG567	PIPE SWIVEL  PG567	TUBE SLEEVE  PG568	TUBE NUT  PG568	CAP  PG568	MALE ADAPTER  PG569
UNION  PG569	FEMALE ADAPTER  PG569	PLUG  PG570	MJIC X FJIC  PG570	JIC UNION ELBOW  PG570	MALE JIC ELBOW  PG570	JIC FEMALE ELBOW  PG571	45 JIC ELBOW  PG571	JIC TEE  PG571

HYDRAULICS

PICTORIAL INDEX

<p>BULKHEAD NUT</p>  <p>PG571</p>	<p>FEMALE BULK-</p>  <p>PG572</p>	<p>BULKHEAD</p>  <p>PG572</p>	<p>BULKHEAD</p>  <p>PG573</p>	<p>PIPE NIPPLE</p>  <p>PG573</p>	<p>HEX PIPE</p>  <p>PG573</p>	<p>COUPLING</p>  <p>PG573</p>	<p>ADAPTER</p>  <p>PG574</p>	<p>PLUG</p>  <p>PG574</p>
<p>PLUG</p>  <p>PG574</p>	<p>BUSHING</p>  <p>PG574</p>	<p>CAP</p>  <p>PG575</p>	<p>STREET ELBOW</p>  <p>PG575</p>	<p>MALE ELBOW</p>  <p>PG575</p>	<p>45 STREET</p>  <p>PG575</p>	<p>ALL MALE TEE</p>  <p>PG576</p>	<p>ELBOW</p>  <p>PG576</p>	<p>MALE RUN TEE</p>  <p>PG576</p>
<p>TEE</p>  <p>PG576</p>	<p>MORB X FIP</p>  <p>PG577</p>	<p>BOSS X JIC SW</p>  <p>PG577</p>	<p>MJIC X MORB</p>  <p>PG577</p>	<p>PLUG</p>  <p>PG578</p>	<p>PLUG</p>  <p>PG578</p>	<p>MJICXFJIC ELBOW</p>  <p>PG578</p>	<p>SW X MIP ELBOW</p>  <p>PG578</p>	<p>45 SW ELBOW</p>  <p>PG579</p>
<p>FIP X FJIC SWIVEL</p>  <p>PG579</p>	<p>MIP X FJIC SWIVEL</p>  <p>PG579</p>	<p>SWIVEL UNION</p>  <p>PG579</p>	<p>MJIC X MORB ELL</p>  <p>PG580</p>	<p>45 ELBOW</p>  <p>PG580</p>	<p>SW X WELD ON</p>  <p>PG580</p>	<p>MALE API</p>  <p>PG581</p>	<p>JIC 90 SWIVEL</p>  <p>PG581</p>	<p>JIC 45 SWIVEL</p>  <p>PG582</p>
<p>MALE CRIMP</p>  <p>PG582</p>	<p>FEMALE CRIMP</p>  <p>PG582</p>							