

# **FN** FITTINGS N' VALVES

1- 888 - 550 - 6593



[www.fittingsnvalves.com](http://www.fittingsnvalves.com)



# TABLE OF CONTENTS

## INTRODUCTION

Pictorial Index.....5



## BRASS FITTINGS

Pipe Fittings .....30  
 Hose Barb Fittings .....43  
 Push On Barb Fittings .....57  
 Garden Hose Fittings .....64  
 Sae 45° Flare .....75  
 Inverted Flare Fittings .....91  
 Compression Fittings .....96  
 Flareless Fittings .....106  
 Push-In/ Push-To-Connect Fittings .....110  
 Brass Push-In Fittings .....111  
 Nickel Plated Push-In Fittings .....116  
 Composite Body Push-In Fittings .....128  
 D.O.T. Push-In Tube Fittings .....135  
 Composite Body Dot Push-In Fittings .....141  
 D.O.T. Air Brake - Nylon Tubing .....146  
 D.O.T. Air Brake Reusable Hose/ Fittings .....154  
 D.O.T Tubing & Gladhands .....157  
 Grease Fittings .....162  
 Specialty Valves And Cocks .....167



## LEAD FREE BRASS FITTINGS

Lead Free Pipe .....181  
 Lead Free Hose Barb.....189  
 Lead Free Garden Hose.....191  
 Lead Free Flare .....194  
 Lead Free Compression .....199  
 Lead Free Needle Valves .....209  
 Ice Maker Kits .....211



## PLUMBING ACCESSORIES

Poly PEX Adapters .....213  
 Lead Free Brass PEX Fittings.....215  
 Lead Free Supply Stops .....218  
 Lead Free Supply Connectors .....220  
 Power Cords.....222  
 CPVC Transition Fittings.....224  
 Water Meter Accessories .....225  
 Flexible Rubber Couplings .....226  
 Lead Free Di-Electric Unions.....227  
 Cleanout Plugs.....228  
 PVC Unions/Couplings .....229  
 PVC Nipples .....230  
 Barbed For Plastic Pipe.....232  
 PVC Valves.....234



## LEAD FREE BRASS VALVES

Ball Valves-FIP, SWT .....237  
 Ball Valve w/Drain.....238  
 SS Tee Handle .....238  
 Press Ball Valve .....241  
 Pex Ball Valves .....242  
 Push Fit Ball Valves .....243  
 Gate Valves.....244  
 Check Valves.....244  
 Y-Strainer .....244  
 Sillcocks .....245  
 Hose Bibb.....246  
 Boiler Drain .....247  
 PEX Sillcock.....248  
 Vacuum Breaker .....248

# TABLE OF CONTENTS (CONTINUED)



## VALVES

|                                 |          |
|---------------------------------|----------|
| Ball Valves - FIP .....         | 260, 262 |
| Locking Handle Ball Valve ..... | 261, 256 |
| Tee Handle .....                | 261, 255 |
| Male X Female .....             | 253      |
| Spring, Angle, Exhaust.....     | 257      |
| Gas Ball Valves .....           | 259      |
| Mini Ball Valves .....          | 260      |
| 3-Way Ball Valves .....         | 264      |
| Gate Valves.....                | 266      |
| Y-Strainer.....                 | 269      |
| Check.....                      | 270      |



## SS/STEEL VALVES

|                                |     |
|--------------------------------|-----|
| SS Ball Valves.....            | 273 |
| SS Mini Ball Valves.....       | 276 |
| SS Check Valves .....          | 278 |
| SS Y-Strainer.....             | 282 |
| SS Globe Valves.....           | 282 |
| SS Gate Valves.....            | 282 |
| Steel Ball Valves .....        | 283 |
| Hi-Pressure Ball Valves .....  | 285 |
| Hi -Pressure Check Valves..... | 286 |



## DUCTILE IRON VALVES

|                            |          |
|----------------------------|----------|
| Butterfly Valves.....      | 288      |
| Check Valves.....          | 291      |
| Gate Valves.....           | 295, 300 |
| Y-Strainers.....           | 299      |
| Post Indicators .....      | 302      |
| Carbon Steel Flanges ..... | 303      |
| Ductile Iron Flanges ..... | 305      |
| Gasket Sets.....           | 307      |



## NIPPLES & FITTINGS

|  |     |
|--|-----|
| Brass Nipples .....                      | 310 |
| Bronze Fittings .....                    | 318 |
| Lead Free Brass Fittings .....           | 318 |
| SS Nipples.....                          | 329 |
| Stainless Steel Fittings .....           | 335 |
| Black And Galvanized Steel Nipples ..... | 343 |
| Merchant Couplings .....                 | 362 |
| Api Line Couplings .....                 | 363 |
| Malleable Fittings .....                 | 364 |
| Steel Fittings .....                     | 374 |
| 300# Malleable .....                     | 376 |
| Bull Plugs And Swages .....              | 378 |



## PLASTIC FITTINGS

|                                     |     |
|-------------------------------------|-----|
| Pipe.....                           | 381 |
| Hose Barb .....                     | 383 |
| Garden Hose .....                   | 387 |
| Plastic Push-In Tube Fittings ..... | 388 |



## HOSE ACCESSORIES

|                                   |     |
|-----------------------------------|-----|
| Aluminum Cam And Groove .....     | 392 |
| Poly Cam & Groove .....           | 395 |
| Stainless Steel Cam & Groove..... | 397 |
| Brass Cam & Groove .....          | 399 |
| Self Locking Cam & Groove.....    | 402 |
| Crimplok Cam & Groove.....        | 404 |
| Combination Nipples .....         | 406 |
| Crimplok Universal .....          | 408 |
| Crimplok King Nipples.....        | 409 |
| Hose Menders.....                 | 411 |
| Universal Couplings .....         | 412 |
| Fire Hose Fittings.....           | 415 |
| Hammer Unions .....               | 416 |



## BUCHANAN HOSE

|                             |     |
|-----------------------------|-----|
| Hose Information .....      | 418 |
| Air & General Purpose ..... | 423 |
| Material Handling.....      | 427 |
| Petro, Steam & Chem.....    | 430 |
| Water Suction.....          | 437 |
| Hose Assembles .....        | 445 |
| Crimplok Ferrules .....     | 450 |
| Crimplok Sleeves.....       | 456 |



## HOSE CLAMPS

|                                   |     |
|-----------------------------------|-----|
| Worm Gear Clamps .....            | 464 |
| Quick Release .....               | 468 |
| T-Bolt Clamps .....               | 469 |
| Constant Torque Hose Clamps ..... | 471 |
| Double Bolt .....                 | 472 |
| Ear Clamps .....                  | 473 |
| Hammerlock Clamps .....           | 475 |
| Clamp Tools .....                 | 477 |
| Hose Ferrules .....               | 480 |



## TUBING

|  |     |
|--|-----|
| Polyurethane NSF 51® .....                 | 482 |
| Polyethylene .....                         | 483 |
| Nylon 12 Tubing .....                      | 485 |
| PVC Tubing - NSF61 .....                   | 486 |
| Tube Cutters .....                         | 486 |
| Aluminum Tubing - Easy Bend .....          | 487 |
| Copper Tubing - Refrigeration Tubing ..... | 487 |



## HIGH PRESSURE SPRAYERS

|                         |     |
|-------------------------|-----|
| Nozzles .....           | 489 |
| Swivels .....           | 490 |
| Sprayers .....          | 491 |
| Quick Disconnects ..... | 492 |



## PNEUMATICS

|  |     |
|--|-----|
| Industrial Interchange .....                     | 495 |
| Universal Series Couplers .....                  | 497 |
| Aro 210 Interchange .....                        | 498 |
| Automotive/ Parker Interchange (Tru-Flate) ..... | 499 |
| Lincoln Interchange .....                        | 500 |
| Vents, Mufflers, Filters .....                   | 501 |
| Manifolds .....                                  | 503 |
| Safety Valves .....                              | 503 |
| Tank Valves .....                                | 504 |
| Blow Guns .....                                  | 505 |
| Tire Gauges .....                                | 506 |
| Foot Chucks .....                                | 507 |
| Gauges .....                                     | 511 |
| Teflon Tape .....                                | 513 |



## HYDRAULIC ADAPTERS & ACCESSORIES

|                             |     |
|-----------------------------|-----|
| Technical Information ..... | 515 |
| Profile Size Chart .....    | 521 |
| Pipe Swivels .....          | 523 |
| JIC.....                    | 525 |
| Bulkhead.....               | 530 |
| Pipe.....                   | 532 |
| O-Ring.....                 | 538 |
| JIC Swivels .....           | 541 |
| O-Ring Adapters.....        | 543 |
| Face Seal.....              | 547 |
| BSPT/BSPP/Metric.....       | 551 |
| Quick Disconnect .....      | 555 |
| Needle Valves.....          | 558 |
| Flange Adapters .....       | 560 |



## STAINLESS STEEL ADAPTERS

|                             |     |
|-----------------------------|-----|
| Technical Information ..... | 565 |
| Pipe Swivels .....          | 567 |
| JIC.....                    | 568 |
| Bulkhead.....               | 572 |
| Pipe.....                   | 573 |
| SAE O-Ring Boss.....        | 577 |
| JIC Swivels .....           | 579 |
| Crimp Hose.....             | 581 |





































































# BRASS

## PICTORIAL INDEX

|   |   |  |  |  |   |   |  |   |  |  |
|---|---|--|--|--|---|---|--|---|--|--|
| <b>BRASS FITTINGS PGS 30-179</b>  |   | <b>PIPE PG 30</b>  |  | 90° ELBOW<br><br>PG31         | 90° FORGED EL<br><br>PG31      | 45° ELBOW<br><br>PG31          | UNION TEE<br><br>PG31           | FGD TEE<br><br>PG31              | RED FRG TEE<br><br>PG32     | CROSS<br><br>PG32 |
| FORGED<br><br>PG32             | COUPLING<br><br>PG32           | RED COUPLING<br><br>PG33      | UNION<br><br>PG33             | CAP<br><br>PG33               | 90° ST EL<br><br>PG33          | 90° ST EL<br><br>PG33         | FORGE 90°<br><br>PG34         | FORGE RED<br><br>PG34            |  |  |
| HEX BUSHING<br><br>PG34        | FACE BUSHING<br><br>PG35       | SQ HEAD PLUG<br><br>PG35      | COUNTERSUNK<br><br>PG35       | SLOTTED HEAD<br><br>PG35      | CORED HEX<br><br>PG36          | SOLID HEX<br><br>PG36         | LOCKNUT<br><br>PG36           | CLOSE NIPPLE<br><br>PG36         |  |  |
| LONG NIPPLE<br><br>PG37        | HEX NIPPLE<br><br>PG37         | RED HEX NIPPLE<br><br>PG37    | 45° ST EL<br><br>PG37         | 45° FORGE ST EL<br><br>PG38   | STREET TEE<br><br>PG38         | FORGED ST TEE<br><br>PG38     | ADAPTER<br><br>PG38           | FPT X MPT SWIVEL<br><br>PG38     |  |  |
| MPT X FPT SWIVEL<br><br>PG38 | 90° MALE ELBOW<br><br>PG39   | BARSTOCK ELBOW<br><br>PG39  | 90° RED ELBOW<br><br>PG39   | MALE BRANCH T<br><br>PG39   | FGD BRANCH TEE<br><br>PG39   | ALL MALE T<br><br>PG40      | LONG ST EL<br><br>PG40      | LONG EX ADAPT<br><br>PG40      |  |  |
| FIP X MIP WYE<br><br>PG40    | MALE WYE N/P<br><br>PG40     | ALL FIP N/P WYE<br><br>PG40 | <b>BULKHEAD FITTINGS PGS 41</b>  |  | BULKHEAD FXFPG41<br><br>PG41 | BULKHEAD FXM<br><br>PG41     | BULKHEAD FXM<br><br>PG41     | BULKHEAD FXM<br><br>PG41       | BULK TUBE X F<br><br>PG41 |  |
| FPXCLAMP-STUD<br><br>PG41    | MARINE BULK-HEAD<br><br>PG41 | STEEL BULK-HEAD<br><br>PG42 | STEEL BULK-HEAD<br><br>PG42 | STEEL BULK-HEAD<br><br>PG42 | STEEL BULK-HEAD<br><br>PG42  | STEEL BULK-HEAD<br><br>PG42 | STEEL BULK-HEAD<br><br>PG42 | STAINLESS BULKHEAD<br><br>PG42 | <b>HOSE BARB PG 43</b>   |  |
| MALE ADAPTER<br><br>PG44     | BSPT ADAPTER<br><br>PG45     | SWL MALE ADPT<br><br>PG45   | SWL MALE ADPT<br><br>PG45   | MENDER/SPLICER<br><br>PG45  | FEMALE ADAPT<br><br>PG46     | FEMALE SWIVEL<br><br>PG46   | MALE SWIVEL<br><br>PG46     | GASKET SWIVEL<br><br>PG47      |  |  |






















# BRASS

## PICTORIAL INDEX

|  |  |  |   |  |   |  |  |  |
|--|--|--|---|--|---|--|--|--|
| HB 90° ELBOW<br><br>PG47          | BS 90° ELBOW<br><br>PG48      | TEE<br><br>PG48                 | 90° HB ELBOW<br><br>PG48     | FEMALE HB EL<br><br>PG49  | 45° ELBOW<br><br>PG49       | CROSS<br><br>PG49             | BALL END<br><br>PG50        | BALLSEAT<br><br>PG50          |
| BALLSEAT<br><br>PG50              | 45° FLARE<br><br>PG50         | BARB X COMP<br><br>PG50         | DUAL FLARE<br><br>PG51       | DUAL FLARE<br><br>PG51    | FEM FLARE<br><br>PG51       | FEM FLARE<br><br>PG51         | JIC FLARE SWL<br><br>PG51   | REUSABLE<br><br>PG51          |
| FUEL HOSE<br><br>PG52             | BUBBLE BARB<br><br>PG52       | INV FLARE CONN<br><br>PG52      | 90° MALE ELBOW<br><br>PG52   | BUBBLE ELBOW<br><br>PG52  | SWL MALE ELBOW<br><br>PG53  | WELD CON-NECTOR<br><br>PG53   | WELD HOSE NUT<br><br>PG53   | HOSE CONNECT<br><br>PG53      |
| <b>TUBE BARB<br/>PG 54</b>   | UNION SINGLE BARB<br><br>PG54 | MALE ADAPTER 1 BARB<br><br>PG54 | BULKHEAD UNION<br><br>PG54   | UNION ELBOW<br><br>PG54   | MALE 90° ELBOW<br><br>PG54  | TEE<br><br>PG54               | MALE BRANCH T<br><br>PG54   | FEMALE BRANCH T<br><br>PG54   |
| TWO BARB<br><br>PG54            | 2 BARB TEE<br><br>PG54      | 90° ELBOW 2 BARB<br><br>PG54  | <b>SS. HOSE<br/>BARB PG<br/>55</b>  | SS ADAPTER<br><br>PG55  | SS SPLICER<br><br>PG55    | SS BARB ELBOW<br><br>PG55   | #304 SS HOSE<br><br>PG55  | #304 RED NIPPLE<br><br>PG55 |
| #316 SS HOSE NIPPLE<br><br>PG55 | <b>BEVERAGE<br/>BARB PG<br/>56</b>   | PIPE ADAPTER<br><br>PG56      | SWIVEL SETS<br><br>PG56    | SWIVEL BARB<br><br>PG56 | HOSE SPLICER<br><br>PG56  | PLUG<br><br>PG56            | U-BEND<br><br>PG56        | U-BEND<br><br>PG56          |
| CROSS<br><br>PG56               | FLO-JET TEE<br><br>PG56     | FLO-JET ELBOW<br><br>PG56     | FLO-JET OFFSET<br><br>PG56 | HOSE TEES<br><br>PG56   | THINWALL TEES<br><br>PG56 | BARB SPLICER 90<br><br>PG56 | <b>PUSH-ON<br/>BARB PG<br/>57</b>  | MALE ADAPTER<br><br>PG58    |
| MALE SWIVEL<br><br>PG58         | FEMALE SWIVEL<br><br>PG58   | HOSE SPLICER<br><br>PG59      | FEMALE ADAPTER<br><br>PG59 | MALE ELBOW<br><br>PG59  | TUBE ADAPTER<br><br>PG60  | SAE FLARE ADPT<br><br>PG60  | 37° JIC FLARE<br><br>PG60 | DUAL SEAL<br><br>PG60       |

# BRASS

## PICTORIAL INDEX

|  |   |  |   |  |  |   |  |   |
|--|---|--|---|--|--|---|--|---|
| 45° SAE FL SWL<br><br>PG61    | 37° JIC FL SWL<br><br>PG61   | INV FLARE SWL<br><br>PG61       | INV FEMALE<br><br>PG62       | BALLSEAT<br><br>PG62        | FEMALE<br><br>PG62              | 316 MALE ADPT<br><br>PG62    | FEMALE<br><br>PG63          | 37° JIC FL SWL<br><br>PG63   |
| <b>GARDEN HOSE PG 64</b>   | SWL MGH X<br><br>PG65        | SWL FGH X<br><br>PG65           | FGH X FGH<br><br>PG65        | SWL FGH X<br><br>PG65       | COOLER FIT-<br><br>PG65         | COOLER FIT-<br><br>PG65      | RGD FGH X<br><br>PG65       | RGD FGH X<br><br>PG66        |
|  | SWL FGH X MPIPE<br><br>PG66  | DSHWSHR ELBOW<br><br>PG66       | SWL FGH X MPIPE<br><br>PG66  | SWL FGH X MPIPE<br><br>PG66 | RGD FGH X MPIPE<br><br>PG66     | RGD FEMALE PIPE<br><br>PG66    | RGD FEMALE PIPE<br><br>PG67 | RGD MALE PIPE<br><br>PG67    |
| GH NUT<br><br>PG67            | GH NUT<br><br>PG67           | GH WASHER<br><br>PG68           | GH WASHER<br><br>PG68        | GH FILTER WSHR<br><br>PG68  | GH CAP<br><br>PG68              | GH CAP W/ CHAIN<br><br>PG68  | GH PLUG<br><br>PG68         | MENDER<br><br>PG69           |
| QCK DISCON GH<br><br>PG69   | QCK DISCON GH<br><br>PG69  | MALE FL X FGH RGD<br><br>PG69 | MALE FL SWIVEL<br><br>PG69 | COMP X FGH<br><br>PG69    | COMP X MGH<br><br>PG69        | FEMALE SWIVEL<br><br>PG70  | SS FEMALE SWL<br><br>PG70 | MALE END<br><br>PG70       |
| SS MALE END<br><br>PG70     | GH COUPLING<br><br>PG70    | GH COUPLING<br><br>PG70       | FEMALE END<br><br>PG71     | MALE END<br><br>PG71      | GH COUPLING<br><br>PG71       | FEMALE SWL 2"<br><br>PG71  | MALE END 2"<br><br>PG71   | GH COUPLING 2"<br><br>PG71 |
| BRASS BALL VALV<br><br>PG72 | HOSE SHUT-OFF<br><br>PG72  | PL. GH VALVE<br><br>PG72      | ZINC Y<br><br>PG72         | CAST WYE<br><br>PG73      | 2-WAY SHUT-OFF<br><br>PG73    | "Y" CONNecTOR<br><br>PG73  | SWL HOSE CONN<br><br>PG73 | "Y" CONNecTOR<br><br>PG73  |
| BRASS NOZZLE<br><br>PG74    | CROSS PTTN NOZ<br><br>PG74 | CROSS PTTN NOZ<br><br>PG74    | SPRAY NOZZLE<br><br>PG74   | SPRAY NOZZLE<br><br>PG74  | SPRAY NOZZLE<br><br>PG74 PG50 | PL. SPRAY NOZZ<br><br>PG74 | <b>FLARE PG 75</b>   | SHORT ROD NUT<br><br>PG76  |



# BRASS

## PICTORIAL INDEX

|  |   |   |  |  |   |   |   |  |
|--|---|---|--|--|---|---|---|--|
| LONG ROD NUT<br><br>PG76  | LONG FRG. NUT<br><br>PG76  | SHORT FRG.<br><br>PG77       | HVY. SHRT NUT<br><br>PG77     | FLARED PLUG<br><br>PG77       | FLARED CAP<br><br>PG78        | FNGR TIGHT.<br><br>PG78      | COPPER<br><br>PG78         | COPPER BON-<br><br>PG78     |
| M BALL CHK<br><br>PG79    | UNION<br><br>PG79          | REDUCING<br><br>PG79         | UNION TEE<br><br>PG80         | REDUCING TEE<br><br>PG80      | M. BRANCH TEE<br><br>PG80     | FE. ADAPTER<br><br>PG81      | MALE ADAPTER<br><br>PG82   | MALE ELBOW<br><br>PG83      |
| FEMALE ELBOW<br><br>PG84  | MALE RUN TEE<br><br>PG84   | FLARE CROSS<br><br>PG85      | FE RUN TEE<br><br>PG85        | FLARE ELBOW<br><br>PG85       | 45° ELBOW<br><br>PG86         | UNION<br><br>PG86            | FE. FL ADAPTER<br><br>PG86 | FL REDUCER<br><br>PG86      |
| FORGED SWIVEL<br><br>PG87 | SWIVEL ELBOW<br><br>PG87   | FL X SWT<br><br>PG87         | <b>POL PG 88</b>   | POL TEE<br><br>PG62           | TAILPIECE<br><br>PG88         | TAIL AND NUT<br><br>PG88     | POL CAP<br><br>PG88        | PLUG AND CHAIN<br><br>PG88  |
| ADAPTER<br><br>PG88      | MALE ADAPTER<br><br>PG88  | <b>37 FLARE<br/>PG 89</b>   | JIC UUNION<br><br>PG89       | JIC FE ADPT<br><br>PG89      | MALE ADAPTER<br><br>PG89     | JIC SWIVEL<br><br>PG89      | 90° ELBOW<br><br>PG90     | 45° ELBOW<br><br>PG90      |
| <b>INVERTED<br/>FLARE PG<br/>91</b>  | CHROMATE NUT<br><br>PG92 | LONG STEEL NUT<br><br>PG92 | INVERTED FL NUT<br><br>PG92 | METRIC TUBE NUT<br><br>PG92 | UNION INTER-NAL<br><br>PG93 | FE. ADAPTER<br><br>PG93    | MALE ADAPTER<br><br>PG93 | ELBOW<br><br>PG94         |
| 45° ELBOW<br><br>PG94   | UNION TEE<br><br>PG94    | STEEL PLUG<br><br>PG95     | BRASS PLUG<br><br>PG95      | M. BRANCH TEE<br><br>PG95   | FEMALE ELBOW<br><br>PG95    | MALE RUN TEE<br><br>PG95   | <b>COMPRESSION<br/>PG 96</b>  | BRASS SLEEVE<br><br>PG97  |
| BRASS NUT<br><br>PG97   | UNION<br><br>PG97        | REDUCING UNION<br><br>PG98 | TEE<br><br>PG98             | REDUCING TEE<br><br>PG98    | UNION ELBOW<br><br>PG99     | REDUCING ELBOW<br><br>PG99 | FE. ADAPTER<br><br>PG99  | MALE ADAPTER<br><br>PG100 |

# BRASS

## PICTORIAL INDEX

|  |  |  |  |  |   |   |  |  |
|--|--|--|--|--|---|---|--|--|
| MALE ELBOW<br><br>PG101       | MALE ELBOW<br><br>PG101       | MALE RUN TEE<br><br>PG102           | M. BRANCH TEE<br><br>PG102    | FE. ELBOW<br><br>PG102        | FORGED TEE<br><br>PG103        | ADAPTER TEE<br><br>PG103      | FE. BRANCH<br><br>PG103       | 45° ELBOW<br><br>PG103            |
| CAP<br><br>PG103              | COMPRESS<br><br>PG103         | <b>DOUBLE<br/>COMP. PG<br/>104</b>   | DOUBLE COM-<br><br>PG104      | MALE ADAPTER<br><br>PG104     | 90° ELBOW<br><br>PG104         | BREAK-AWAY<br><br>PG104       | <b>SPLIT<br/>SLEEVE PG<br/>105</b>   | SPLIT SLEEVE<br><br>PG105         |
| NUT<br><br>PG105              | DBL. END UNION<br><br>PG105   | CONNECTOR TRANSMISSION<br><br>PG105 | ELBOW<br><br>PG105            | <b>FLARELESS<br/>PG 106</b>  | NUT PLS. SLEEVE<br><br>PG107   | UNION<br><br>PG107            | BULKHEAD UNION<br><br>PG107   | UNION TUBE<br><br>PG107           |
| BULKHEAD UNION<br><br>PG107   | UNION TEE<br><br>PG107        | FE. CONNecTOR<br><br>PG108          | M. CONNECTOR<br><br>PG108     | MALE ELBOW<br><br>PG108       | FEMALE ELBOW<br><br>PG109      | MALE RUN TEE<br><br>PG109     | M. BRANCH TEE<br><br>PG109    | FE. BRANCH TEE<br><br>PG109       |
| <b>PUSH-IN<br/>FITTINGS<br/>PG 110</b>   | <b>BRASS<br/>PUSH-IN<br/>PG 111</b>  | UNION CON-<br>NECT<br><br>PG112   | UNION TEE<br><br>PG112      | UNION ELBOW<br><br>PG112    | FE. CONNecTOR<br><br>PG112   | M. CONNECTOR<br><br>PG113   | SWVL. M. ELBOW<br><br>PG113 | FIXED M. ELBOW<br><br>PG114     |
| FE. SWVL ELBOW<br><br>PG114 | FEMALE ELBOW<br><br>PG114   | SWVL M. RUN T<br><br>PG114        | FIXED M. RUN T<br><br>PG115 | SWVL M. BRANCH<br><br>PG115 | FIX M. BRANCH T<br><br>PG115 | UNION "Y"<br><br>PG115      | <b>N/P PUSH-IN<br/>FITTINGS PG<br/>116</b>   | UNION CON-<br>NECT<br><br>PG117 |
| UNION TEE<br><br>PG117      | UNION ELBOW<br><br>PG117    | FE. CONNecTOR<br><br>PG117        | FIXED M. ELBOW<br><br>PG118 | MALE W/INT HEX<br><br>PG118 | M. CONNECTOR<br><br>PG118    | SWVL. M. ELBOW<br><br>PG118 | FE. SWVL ELBOW<br><br>PG119 | SWVL. M. RUN T<br><br>PG119     |
| SWVL M. BRANCH<br><br>PG119 | BULKHEAD UNION<br><br>PG119 | REDUCER<br><br>PG120              | UNION "Y"<br><br>PG120      | <b>METRIC<br/>N/P<br/>BRASS PG<br/>120</b>   | UNION<br><br>PG120           | UNION TEE<br><br>PG120      | UNION ELBOW<br><br>PG121    | UNION "Y"<br><br>PG121          |

# BRASS

## PICTORIAL INDEX





































































|   |   |  |  |   |  |  |  |  |
|---|---|--|--|---|--|--|--|--|
| <p>PLUG</p>  <p>PG121</p>            | <p>METRIC TUBE</p>  <p>PG121</p>       | <p>INTERNAL HEX</p>  <p>PG122</p> | <p>METRIC TUBE</p>  <p>PG122</p>      | <p>METRIC SWVL</p>  <p>PG122</p>     | <p>METRIC SWVL</p>  <p>PG122</p>     | <p>BULKHEAD</p>  <p>PG122</p>       | <p><b>N/P WITH NICKEL COLLET PG 123</b></p>  | <p>NC UNION</p>  <p>PG123</p>         |
| <p>NC TEE</p>  <p>PG123</p>          | <p>NC ELBOW</p>  <p>PG123</p>          | <p>NC FE ADAP</p>  <p>PG123</p>   | <p>NC MALE ADAP</p>  <p>PG124</p>     | <p>NC MALE ELL</p>  <p>PG124</p>     | <p>MALE RUN TEE</p>  <p>PG125</p>    | <p>MALE BRANCH</p>  <p>PG125</p>    |  | <p>BULKHEAD</p>  <p>PG125</p>         |
| <p>METRIC UNION</p>  <p>PG125</p>    | <p>METRIC TEE</p>  <p>PG125</p>        | <p>METRIC ELL</p>  <p>PG126</p>   | <p>MALE ADAP</p>  <p>PG126</p>        | <p>SW MALE ELL</p>  <p>PG126</p>     | <p><b>SS PUSH-IN PG 127</b></p>  | <p>SS UNION</p>  <p>PG127</p>       | <p>SS TEE</p>  <p>PG127</p>           | <p>SS ELL</p>  <p>PG127</p>           |
| <p>MALE ADAP</p>  <p>PG127</p>       | <p>SW MALE ELL</p>  <p>PG127</p>       | <p><b>COMPOSITE BODY PUSH-IN PG 128</b></p>  | <p>UNION</p>  <p>PG129</p>            | <p>UNION TEE</p>  <p>PG129</p>       |  | <p>FE. CONNecTOR</p>  <p>PG129</p>   | <p>90° UNION ELB.</p>  <p>PG129</p>   | <p>UNION "Y" CONN</p>  <p>PG129</p>   |
| <p>SW MALE ELBOW</p>  <p>PG130</p> | <p>FE. SWVL ELBOW</p>  <p>PG130</p>  |  | <p>45 SWIVEL ELL</p>  <p>PG131</p>  | <p>SWVL M. RUN T</p>  <p>PG131</p> | <p>SWVL M. BRANCH</p>  <p>PG131</p> | <p>BULKHEAD FE.</p>  <p>PG131</p>  | <p>BULKHEAD UNION</p>  <p>PG132</p> | <p>SWIVEL "Y" CON</p>  <p>PG132</p> |
| <p>FLOW CONTROL</p>  <p>PG132</p>  | <p>FLOW CONTROL</p>  <p>PG132</p>    | <p><b>METRIC COMP PUSH-IN PG 133</b></p>   | <p>METRIC MALE</p>  <p>PG133</p>    | <p>METRIC ELBOW</p>  <p>PG133</p>  | <p>FEMALE ADAP</p>  <p>PG133</p>   | <p>METRIC TEE</p>  <p>PG133</p>   | <p>METRIC UNION</p>  <p>PG133</p>   | <p>METRIC TEE</p>  <p>PG134</p>     |
| <p>METRIC TEE</p>  <p>PG134</p>    | <p>METRIC SW ELBOW</p>  <p>PG134</p> |  | <p>METRIC WYE</p>  <p>PG134</p>     | <p>METRIC SW WYE</p>  <p>PG134</p> | <p><b>DOT PUSH-IN PG 135</b></p>   | <p>PLUG</p>  <p>PG136</p>          | <p>UNION</p>  <p>PG136</p>          | <p>UNION TEE</p>  <p>PG136</p>      |
| <p>FEMALE CONN</p>  <p>PG136</p>   | <p>MALE CONNecTOR</p>  <p>PG137</p>  | <p>MALE ELBOW</p>  <p>PG137</p> | <p>MALE SWL ELBOW</p>  <p>PG137</p> | <p>FEMALE ELBOW</p>  <p>PG138</p>  |  | <p>FEMALE SWL EL</p>  <p>PG138</p> | <p>MALE RUN TEE</p>  <p>PG138</p>   | <p>MALE SWL RUN T</p>  <p>PG138</p> |

# BRASS

## PICTORIAL INDEX


































|  |  |  |  |   |   |  |  |   |
|--|--|--|--|---|---|--|--|---|
| 45° SWL ELBOW<br><br>PG139  | MALE BRANCH<br><br>PG139      | SWL BRANCH<br><br>PG140       | FEM BRANCH T<br><br>PG140   | BULK CONNECT<br><br>PG140    | BULKHEAD<br><br>PG140         | FEM BULK<br><br>PG140         | <b>COMP<br/>D.O.T.<br/>PUSH-IN<br/>PG 141</b>  | STRAIGHT<br><br>PG142          |
| UNION TEE<br><br>PG142      | UNION 90° EL<br><br>PG142     | FEM<br><br>PG142              | MALE<br><br>PG143           | 90° MALE<br><br>PG143        | 90° FEMALE EL<br><br>PG143    | MALE RUN TEE<br><br>PG144     |  | MALE BRANCH<br><br>PG144       |
| 45° MALE ELBOW<br><br>PG144 | UNION "Y"<br><br>PG145        | MALE BRANCH "Y"<br><br>PG145  | BULKHEAD UNION<br><br>PG145 | FEM BULK CONN<br><br>PG145   | <b>DOT AIR<br/>BRAKE<br/>NYLON PG<br/>146</b>   | SLEEVE<br><br>PG147           | NUT<br><br>PG147                  | UNION<br><br>PG147             |
| BULKHEAD UNION<br><br>PG147 | SS INSERT<br><br>PG147        | BRASS INSERT<br><br>PG147     | TEE<br><br>PG148            | RED BRANCH TEE<br><br>PG148  |   | ELBOW<br><br>PG148             | FEMALE ADAPTER<br><br>PG148       | MALE ADAPTER<br><br>PG149      |
| MALE ELBOW<br><br>PG149   | SWL MALE ELBOW<br><br>PG149 | FEMALE ELBOW<br><br>PG150   | MALE RUN TEE<br><br>PG150 | MALE BRANCH T<br><br>PG150 | FEM BRANCH T<br><br>PG150   | 45° ELBOW<br><br>PG151      | SWL 45° ELBOW<br><br>PG151      | <b>DOT AIR<br/>BRAKE<br/>COPPER<br/>PG 152</b>  |
| SLEEVE<br><br>PG152       | NUT<br><br>PG152            | UNION<br><br>PG152          | TEE<br><br>PG152          | UNION ELBOW<br><br>PG152   | MALE ADAPTER<br><br>PG153   | 90° MALE ELBOW<br><br>PG153 | MALE BRANCH T<br><br>PG153      |   |
| SLEEVE<br><br>PG154       | NUT<br><br>PG154            | NUT-USE SPRING<br><br>PG154 | SPRING<br><br>PG155       | NUT/SPRING<br><br>PG155    | UNION<br><br>PG155          | CONNECTOR HOSE<br><br>PG155 | MALE CONNECTOR<br><br>38363.PSD | ADAPTER FOR SWL<br><br>PG156 |
| MALE ADAPTER<br><br>PG156 | ADAPTER BODY<br><br>PG156   | MALE ADAPTER<br><br>PG156   | <b>AIR BRAKE<br/>ACCESSORIES<br/>PG 157</b>  | GLADHANDS<br><br>PG157     | GLADHAND GRIPS<br><br>PG159 | GLADHAND SEALS<br><br>PG159 | AIR BRAKE TUBING<br><br>PG160   | FUEL HOSE<br><br>PG161       |

# BRASS PICTORIAL INDEX

|   |  |   |   |   |   |   |  |  |
|---|--|---|---|---|---|---|--|--|
| AIR BRAKE<br><br>PG161             | HOSE REPAIR<br><br>PG161              | TARP STRAPS<br><br>PG161         | CABLE TIE<br><br>PG161       | <b>GREASE FITTINGS<br/>PG 162</b>   | 1/8 STR.<br><br>PG162       | BALL CHECK<br><br>PG162      | 1/8" 30<br><br>PG143              | 1/8" 45<br><br>PG162            |
| 65° 1/8"<br><br>PG162              | 90° 1/8"<br><br>PG162                 | 1/4 STR<br><br>PG162             | 65° BALL<br><br>PG163        | SHORT 1/4-28<br><br>PG163          | LONG 1/4-28<br><br>PG163    | EXTRA LONG<br><br>PG163      | SHORT 45° BC<br><br>PG163         | SHORT 45° BC<br><br>PG163       |
| LONG 45° BC<br>1/4-28<br><br>PG163 | 90° BALL<br>CHECK 1/4-28<br><br>PG163 | DRIVE TYPE<br><br>PG164          | DRIVE TYPE<br><br>PG164      | 6MM<br><br>PG164                   | 6MM 45°<br><br>PG164        | 6MM 90°<br><br>PG164         | 8MM<br><br>PG164                  | 8MM 45°<br><br>PG164            |
| 8MM 90°<br><br>PG164               | 10MM<br><br>PG165                     | 10MM 45°<br><br>PG165            | 10MM 90°<br><br>PG165        | 5/16"-24<br><br>PG165              | 3/8" - 24<br><br>PG165      | BUTTON HEAD<br><br>PG165     | WHIP HOSE<br><br>PG165            | ADAPTERS<br><br>PG166           |
| ADAPTERS<br><br>PG166             | EXTENSIONS<br><br>PG166              | 45° ANGLE<br><br>PG166          | BULKHEAD<br><br>PG166       | <b>DRAIN COCKS<br/>PG 168</b>   | GAS SHUT OFF<br><br>PG168  | DRAIN COCK<br><br>PG168     | TRUCK DRAIN<br><br>PG168         | SHUT OFF<br><br>PG168          |
| LEVER HANDLE<br><br>PG168        | AIR TANK<br>VALVE<br><br>PG168      | INTERNAL SEAT<br><br>PG169     | INTERNAL SEAT<br><br>PG169 | LG INTERNAL<br>SEAT<br><br>PG169 | TEE HANDLE<br><br>PG169   | EXT W/ SPOUT<br><br>PG169  | BIBB NEEDLE<br><br>PG169        | RADIATOR<br>TYPE<br><br>PG169 |
| AIR COCKS<br><br>PG170           | FIP X FIP<br><br>PG170              | MIP X FIP<br><br>PG170         | <b>SHUT OFF<br/>COCKS<br/>PG 171</b>  | COMP X MALE<br><br>PG171         | COMP X COMP<br><br>PG171  | FEMALE X FEM<br><br>PG171  | MALE X FE-<br>MALE<br><br>PG171 | MALE X MALE<br><br>PG171      |
| <b>NEEDLE<br/>VALVES<br/>PG 172</b>   | COMP X MALE<br><br>PG172            | COMP X M<br>ANGLE<br><br>PG172 | COMP X COMP<br><br>PG172   | FLARE X MALE<br><br>PG172        | FLARE X MALE<br><br>PG173 | FLARE X FLARE<br><br>PG173 | AIR VENT<br><br>PG173           | MALE TO MALE<br><br>PG173     |

# BRASS // LEAD FREE

## PICTORIAL INDEX




































































|  |  |  |  |  |   |  |  |  |
|--|--|--|--|--|---|--|--|--|
| <br>PG173   | <br>PG173   | <b>SPECIALTY VALVES PG 174</b>   | <br>PG174   | <br>PG174   | <br>PG174   | <br>PG174   | <br>PG174   | <b>SOLID BOTTOM VALVES PG 174</b>  |
| <br>PG174   | <br>PG174   | <br>PG174   | <br>PG174   | <br>PG174   | <b>SHUT OFF COCK VALVES PG 175</b>  | <br>PG175   | <br>PG175   | <br>PG175   |
| <b>MARINE FITTINGS PG 176</b>  | <br>PG176   | <br>PG176   | <br>PG176   | <br>PG176   | <b>MINIATURE BALL VALVES PG 177</b>   | <br>PG177   | <br>PG177   | <br>PG177   |
| <br>PG177   | <br>PG177   | <br>PG177   | <br>PG177   | <br>PG177   | <b>PANEL MOUNT PG 177</b>   | <br>PG177   | <br>PG177   | <br>PG177   |
| <b>N/P VALVES PG 178</b>   | <br>PG178  | <br>PG178  | <br>PG178  | <br>PG178  | <br>PG178  | <br>PG178  | <b>CHECK VALVES PG 179</b>   | <br>PG179 |
| <br>PG179 | <br>PG179 | <br>PG179 | <br>PG179 | <br>PG179 | <br>PG179  | <br>PG179 | <br>PG179 | <br>PG179 |
| <b>LEAD FREE FITTINGS PG 180</b>   | <b>L/F PIPE PG 181</b>   | <br>PG181 | <br>PG181 | <br>PG181 | <br>PG182 | <br>PG182 | <br>PG182 | <br>PG182 |
| <br>PG183 | <br>PG183 | <br>PG183 | <br>PG184 | <br>PG184 | <br>PG184 | <br>PG184 | <br>PG186 | <br>PG186 |

**LEAD FREE**  
PICTORIAL INDEX

|   |  |   |  |  |  |  |   |   |
|---|--|---|--|--|--|--|---|---|
| FGD ST ELL<br><br>PG187      | 45 ST ELBOW<br><br>PG187          | HEX NIPPLE<br><br>PG185        | CL. NIPPLE<br><br>PG185       | ADAPTER<br><br>PG186          | NIPPLE<br><br>PG185         | ALL MALE<br><br>PG188          | BS ELL<br><br>PG187            | MALE BRANCH<br><br>PG188       |
| MALE RUN<br><br>PG187        | <b>L/F PUSH-ON PG 188</b>  | MALE ADAPTER<br><br>PG188      | <b>L/F HOSE BARB PG 189</b>  | RIGID MALE<br><br>PG189       | FORGED HOSE<br><br>PG190    | MENDER/<br><br>PG190           | RIGID FEMALE<br><br>PG189      | BARB TEE<br><br>PG190          |
| FEMALE<br><br>PG189          | LF MINI BALL<br><br>PG190         | <b>L/F GARDEN HOSE PG 191</b>   | MGH X MALE<br><br>PG192       | GARDEN HOSE<br><br>PG191      | FGH X MALE<br><br>PG192     | MGH X MGH<br><br>PG192         | BRASS CON-NECTOR<br><br>PG192  | SWIVEL<br><br>PG191            |
| MALE END<br><br>PG191        | FEMALE SWIVEL<br><br>PG191        | CAP<br><br>PG193               | GARDEN HOSE NUT<br><br>PG193  | RIGID<br><br>PG192            | SWIVEL<br><br>PG191         | FGH X MALE<br><br>PG192        | MGH X FEMALE<br><br>PG192      | EVAP CLR FTGS<br><br>PG193     |
| <b>L/F FLARE PG 194</b>   | SHORT ROD NUT<br><br>PG194      | SHORT FORGE NUT<br><br>PG194 | UNION<br><br>PG195          | FLARED CAP<br><br>PG195     | TEE<br><br>PG195          | PLUG<br><br>PG195            | FEMALE ADAPTER<br><br>PG196  | MALE BRANCH TEE<br><br>PG196 |
| FORGED SWIVEL<br><br>PG196 | MALE ADAPTER<br><br>PG197       | UNION ELBOW<br><br>PG197     | FIP BRANCH TEE<br><br>PG197 | 90° MALE ELBOW<br><br>PG198 | FEMALE ELBOW<br><br>PG198 | <b>L/F COM-PRESSION PG 199</b>   | BRASS SLEEVE<br><br>PG199    | NUT<br><br>PG200             |
| BRASS INSERT<br><br>PG200  | CAPTIVE SLEEVE NUT<br><br>PG200 | CAP<br><br>PG200             | UNION<br><br>PG201          | TANK UNION<br><br>PG201     | TEE<br><br>PG201          | UNION ELBOW<br><br>PG202     | FEMALE ADAPTER<br><br>PG203  | COMP X SWEAT<br><br>PG203    |
| MALE ADAPTER<br><br>PG204  | MALE ELBOW<br><br>PG205         | TANK CONNEC-TOR<br><br>PG205 | FEMALE ELBOW<br><br>PG206   | 45 ELBOW<br><br>PG206       | MALE RUN TEE<br><br>PG206 | MALE BRANCH TEE<br><br>PG207 | COMPX FIP X MIP<br><br>PG207 | FIPXMIPXCOMP<br><br>PG207    |

# LEAD FREE // PLUMBING ACCESSORIES

## PICTORIAL INDEX

|  |  |  |   |   |  |   |  |   |  |   |
|--|--|--|---|---|--|---|--|---|--|---|
| <p>COMPX FIP TEE</p>  <p>PG207</p>    | <p>COMP X FE FL</p>  <p>PG207</p> | <p>COMP X MALE</p>  <p>PG207</p>  | <p>COMP X FE</p>  <p>PG208</p>                 | <p>COMP X FE</p>  <p>PG208</p>             | <p>COMP X FE</p>  <p>PG208</p>            | <p>COMP X FE</p>  <p>PG208</p>            | <p>ADD-A-TEE</p>  <p>PG208</p>                | <p><b>L/F NEEDLE VALVES PGS 209</b></p>   |  |   |
| <p>COMP NEEDLE</p>  <p>PG209</p>      | <p>COMP X MIP</p>  <p>PG209</p>   | <p>COMP X M</p>  <p>PG209</p>     | <p>FL X FL NEEDLE</p>  <p>PG209</p>            | <p>FL X MIP</p>  <p>PG209</p>              | <p>FIP X FIP</p>  <p>PG209</p>            | <p>M X F PIPE</p>  <p>PG209</p>           | <p>MIP X MIP</p>  <p>PG210</p>                | <p>VALVE WITH</p>  <p>PG210</p>                |  |   |
| <p>VALVE W/ SADDLE</p>  <p>PG210</p>  | <p>SADDLE ONLY</p>  <p>PG210</p>  | <p>SADDLE VALVE</p>  <p>PG210</p> | <p>ICE MAKER KIT</p>  <p>PG211</p>             | <p><b>PLUMBING ACCESSORIES PG 212</b></p>   |  | <p><b>PEX ADAPTERS PG 213</b></p>   |  | <p>STD PEX X MALE NPT ADAPTER</p>  <p>PG214</p> | <p>STD PEX X FEMALE NPT ADAPTER</p>  <p>PG213</p> | <p>STD PEX X FEMALE NPSM ADAPTER</p>  <p>PG213</p> |
| <p>STD PEX TEE</p>  <p>PG213</p>      | <p>PEX PLUG</p>  <p>PG214</p>     | <p>PEX TEE</p>  <p>PG213</p>      | <p>PEX COUPLING</p>  <p>PG213</p>              | <p>PEX ELBOW</p>  <p>PG213</p>             | <p>PEX MALE ELBOW</p>  <p>PG214</p>       | <p>PEX CLAMP</p>  <p>PG214</p>            | <p><b>LF BRASS PEX FITTINGS PG 215</b></p>   |   | <p>MALE ADAPTER</p>                               |   |
| <p>FEMALE ADAPTER</p>  <p>PG215</p> | <p>MALE SWEAT</p>  <p>PG215</p> | <p>FEMALE SWEAT</p>             | <p>UNION</p>  <p>PG216</p>                   | <p>UNION ELBOW</p>  <p>PG216</p>         | <p>UNION TEE</p>  <p>PG216</p>          | <p>REDUCING TEE</p>  <p>PG216</p>       | <p>MALE ELBOW</p>  <p>PG217</p>             | <p>ADAPTER</p>  <p>PG217</p>                 |  |   |
| <p>DROP EAR</p>  <p>PG217</p>       | <p>SWEAT ELL</p>  <p>PG217</p>  | <p>PLUG</p>  <p>PG217</p>       | <p><b>SUPPLY STOPS &amp; CNECTRS PG 218</b></p>   |   | <p>ANGLE STOPS</p>  <p>PG218</p>        | <p>CONTRACTOR</p>  <p>PG218</p>          | <p>COMP X FIP</p>  <p>PG218</p>              | <p>COMP X SWT</p>  <p>PG218</p>              | <p>X C/E PEX</p>  <p>PG218</p>                  |   |
| <p>X PEX</p>  <p>PG218</p>          | <p>1/4 COMP</p>  <p>PG218</p>   | <p>PRESS FIT</p>  <p>PG218</p>  | <p>3-WAY SUPPLY STOPS</p>  <p>PG218</p>      | <p>STRAIGHT STOPS</p>  <p>PG219</p>      | <p>X FIP</p>  <p>PG219</p>              | <p>X SWT</p>  <p>PG219</p>              | <p>X C/E PEX</p>  <p>PG219</p>              | <p>X PEX</p>  <p>PG219</p>                   |  |   |
| <p>1/4 COMP</p>  <p>PG219</p>       | <p>XCPVC</p>  <p>PG219</p>      | <p>PRESS FIT</p>  <p>PG219</p>  | <p>3/8 X FIP LAV CONNECTOR</p>  <p>PG220</p> | <p>3/8 X 3/8 LAV CNCTR</p>  <p>PG220</p> | <p>PVC BALLCOCK CNCTR</p>  <p>PG220</p> | <p>PVC LAV CON-NECTOR</p>  <p>PG220</p> | <p>PVC LAV 3/8 COMP CNCTR</p>  <p>PG220</p> | <p>FIP X B/C SS CONNECTOR</p>  <p>PG220</p>  |  |   |









# PLUMBING ACCESSORIES // LEAD FREE VALVES

## PICTORIAL INDEX

|  |  |   |  |  |  |  |  |  |
|--|--|---|--|--|--|--|--|--|
| ICE MAKER SS<br><br>PG221         | 3/8 GDN HOSE<br><br>PG221     | WATER HEATER<br><br>PG221    | WASHING MA-<br><br>PG221      | CONNECTOR<br><br>PG221        | <b>POWER CORDS PG 235</b>  | 3 WIRE RANGE<br><br>PG222     | 3 WIRE DRYER<br><br>PG222 | 4 WIRE RANGE<br><br>PG222       |
| 4 WIRE DRYER<br><br>PG223         | DISHWASHER<br><br>PG223       | POWER SUP-<br><br>PG223      | EXTENSION<br><br>PG223        | <b>TRANSITION FITTINGS PG 224</b>  | CPVC SS MALE<br><br>PG224   | CPVC BRASS<br><br>PG224       | FEMALE<br><br>PG224       | CPVC DROP<br><br>PG224          |
| CPVC SS MALE ADAPTER<br><br>PG224 | CPVC SS DROP EAR<br><br>PG224 | METER COU-PLING<br><br>PG225 | FLANGE OVAL<br><br>PG225      | FLANGE OVAL<br><br>PG225      | RBR COUPLING<br><br>PG225  | RBR RED CPLG<br><br>PG226     | TEST CAP<br><br>PG226     | CONNECTORS<br><br>PG226         |
| <b>DIELECTRIC UNIONS PG 227</b>  | FIP X SWEAT<br><br>PG227      | MIP X SWT<br><br>PG227       | FIP X FLANGE<br><br>PG227     | <b>CLEANOUT PLUGS PG 228</b>   | SQUARE HEAD<br><br>PG228   | COUNTERSUNK<br><br>PG228      | TAPPED<br><br>PG228       | IRON BODY<br><br>PG228          |
| IRON BODY<br><br>PG228           | <b>PVC FITTINGS PG 229</b>   | SCH 80 UNIONS<br><br>PG229  | SCH 40 UNIONS<br><br>PG229   | COMPRESSION<br><br>PG229    | REPAIR<br><br>PG229      | NIPPLES<br><br>PG230        | <b>BRONZE INSERT FITTINGS PG 232</b>   | BARB FOR PL PIPE<br><br>PG232 |
| BRONZE TEE BARB<br><br>PG232    | 90 BRONZE BARB<br><br>PG232 | UNION 90<br><br>PG232      | <b>STEEL INSERT FITTINGS PG 232</b>  | STEEL INSERT<br><br>PG232   | REDUCER<br><br>PG232     | UNION<br><br>PG232          | <b>SS INSERT FITTINGS PG 233</b>   | SS MALE ADAPTER<br><br>PG233  |
| SS 90 ELBOW<br><br>PG233        | <b>L/F INSERT FITTINGS PG 233</b>  | LF UNION<br><br>PG233      | LF MALE BRANCH<br><br>PG233 | LF UNION ELBOW<br><br>PG233 | <b>SS COU-PLINGS PG 233</b>  | SS DROP WELL<br><br>PG233   | <b>PVC VALVES PG 234</b>   | PVC THREAD<br><br>PG234       |
| SLIP X SLIP<br><br>PG234        | FIP X FIP<br><br>PG234      | SLIP X SLIP<br><br>PG234   | IN-LINE CHECK<br><br>PG235  | FIP PVC CHECK<br><br>PG235  | DRUM FAUCET<br><br>PG235 | DRUM & BAR-REL<br><br>PG235 | <b>L/F BRASS BALL VALVES PG 236</b>  | LF BALL VALVE<br><br>PG237    |

# LEAD FREE VALVES // VALVES

## PICTORIAL INDEX

|  |  |  |  |  |   |   |  |   |  |
|--|--|--|--|--|---|---|--|---|--|
| SWT X SWT<br><br>PG237          | IPS W/DRAIN<br><br>PG238          | SWT W/DRAIN<br><br>PG238        | SS TEE<br><br>PG238           | FIP X FIP LF<br><br>PG238       | SWT X SWT LF<br><br>PG239   | LF ITALIAN<br><br>PG240      | SWT X SWT LF<br><br>PG240       | LF COPPER<br><br>PG241       |  |
| C/E PEX UNION<br><br>PG242      | C/E PEX W/<br><br>PG242           | PEX BALL<br><br>PG242           | MIP X PROPEX<br><br>PG242     | PEX DRAIN<br><br>PG242          | PUSH FIT<br><br>PG243       | <b>L/F GATE &amp; CHECK VALVES PG 244</b>   |  | LF GATE VALVE<br><br>PG244   | GATE VALVE<br><br>PG244     |
| LF BRASS CHECK<br><br>PG244     | SWING CHECK<br><br>PG244          | CXC SWING CHK<br><br>PG244      | Y-STRAINER<br><br>PG244       | FROST FREE<br><br>PG245         | MALE HOSE BIBB<br><br>PG246 | FIP HOSE BIBB<br><br>PG246   | SWT HOSE BIBB<br><br>PG246      | FIP BOILER DRN<br><br>PG247  |  |
| MIP BOILER<br><br>PG247         | ANGLE MALE<br><br>PG247           | ANGLE FIP<br><br>PG247          | PEX SILLCOCK<br><br>PG248     | CE PEX SILLCOCK<br><br>PG248    | VACUUM BREAK<br><br>PG248   | <b>VALVES PG 249</b>  |  | FORGED BRASS<br><br>PG250    | LOCKING HANDLE<br><br>PG251 |
| BUTTERFLY HANDLE<br><br>PG251 | ITALIAN BALL VALVE<br><br>PG252 | M X F<br><br>PG253            | ITALIAN M X F<br><br>PG254  | MXF TEE HANDLE<br><br>PG255   | FXM LOCKING<br><br>PG256  | SPRING HANDLE<br><br>PG257 | RIGHT ANGLE<br><br>PG257      | 3WAY NON-VENT<br><br>PG257 |  |
| SAFETY EX-HAUST<br><br>PG257  | <b>GAS VALVES PG 259</b>   |  | GAS BALL VALVE<br><br>PG259 | FLARE X FLARE<br><br>PG259    | FLARE X MIP<br><br>PG259   | FLARE X FIP<br><br>PG259    | ITALIAN GAS BALL<br><br>PG259 | <b>MINI BALL VALVES PG 260</b>  |  |
| M X F<br><br>PG260            | MINI MXF BRASS<br><br>PG260     | FXF FLAG HANDLE<br><br>PG261  | TEE HANDLE<br><br>PG209     | SCREWDRIVER<br><br>PG261      | MXF FLAG<br><br>PG262     | TEE HANDLE<br><br>PG262    | SCREWDRIVER<br><br>PG262      | F X F MINI<br><br>PG263    |  |
| F X M MINI<br><br>PG263       | M X M MINI<br><br>PG263         | BARB X MALE MINI<br><br>PG263 | BARB X FE-MALE<br><br>PG263 | BARB X BARB MINI<br><br>PG263 | <b>3-WAY BALL VALVE PG 264</b>  |   | 3-WAY SIDE OUT<br><br>PG264   | 3-WAY BOTTOM<br><br>PG264  | STRAINER<br><br>PG265     |

# VALVES

## PICTORIAL INDEX

|  |  |   |  |  |  |  |   |   |
|--|--|---|--|--|--|--|---|---|
| RADIATOR AIR<br><br>PG265         | KEY ONLY<br><br>PG265         | SILCOCK<br><br>PG265       | HOSE BIBBS<br><br>PG265       | GARDEN VALVE<br><br>PG265         | GATE VALVE<br><br>PG266              | BRONZE GATE<br><br>PG267            | QUICK OPENING<br><br>PG268         | Y-STRAINER<br><br>PG269            |
| <b>BRASS SWING CHECK PG 270</b>  | SWING CHECK<br><br>PG270      | CHECK VALVE<br><br>PG271   | IN LINE CHECK<br><br>PG271    | IN LINE CHECK<br><br>PG272        | <b>SS FULL PORT VALVES PG 273</b>  | 2000#<br><br>PG273                  | 316 SS 1-PC<br><br>PG274           | 316 SS 2-PC<br><br>PG275           |
| SS MINI<br><br>PG276              | SS M X F<br><br>PG276         | FXF BUTTERFLY<br><br>PG277 | MXF BUTTERFLY<br><br>PG277    | MXM BUTTERFLY<br><br>PG277        | <b>SS CHECK VALVES PG 278</b>  | 304 CHECK<br><br>PG278              | SS IN LINE<br><br>PG279            | FXF SPRING CHK<br><br>PG280        |
| MXF SPRING CHK<br><br>PG280       | Y-SPRING CHECK<br><br>PG281   | 2PC BARREL<br><br>PG281    | Y STRAINER<br><br>PG282       | SS SWING CHK<br><br>PG282         | SS GLOBE VALVE<br><br>PG282          | SS GATE VALVE<br><br>PG282          | <b>CARBON STEEL BALL VALVES PG 283</b>  | STANDARD PORT<br><br>PG283         |
| 2PC FULL PORT<br><br>PG284      | 2 WAY<br><br>PG285          | 3 WAY<br><br>PG285       | CHECK VALVES<br><br>PG286   | <b>DUCTILE IRON VALVES PG 287</b>  | BUTTERFLY VALVE LEVER<br><br>PG288 | BUTTERFLY VALVE GEAR<br><br>PG288 | GEAR REPLACEMENT<br><br>PG290    | WHEEL<br><br>PG290               |
| EXTENSIONS<br><br>PG290         | ROLL PIN<br><br>PG290       | WAFER CHECK<br><br>PG291 | CHECK VALVE UL<br><br>PG292 | CHECK<br><br>PG293              | CHECK<br><br>PG294                 | GATE VALVE NO TAP<br><br>PG295    | GATE VALVE NRS RES.<br><br>PG296 | GATE VALVE DI<br><br>PG297       |
| GATE VALVE FL X MJ<br><br>PG298 | Y STRAINER<br><br>PG299     | FLANGED Y<br><br>PG299   | IPS GATE<br><br>PG300       | RT GATE<br><br>PG300            | FL GATE<br><br>PG300               | POST INDICATOR<br><br>PG302       | <b>CARBON STEEL FLANGES PG 303</b>  | SLIP-ON<br><br>PG303             |
| THREADED<br><br>PG303           | WELD NECK FLNG<br><br>PG304 | BLIND FLNG<br><br>PG304  | <b>DUCTILE IRON FLANGES PG 305</b>   | COMP FLANGE THREAD<br><br>PG305 | COMPANION FLANGE<br><br>PG306      | BLIND FLANGE<br><br>PG306         | <b>GASKET SETS PG 307</b>   | RUBBER GASKETS SETS<br><br>PG307 |

# VALVES // NIPPLES AND FITTINGS

## PICTORIAL INDEX

|   |  |   |   |   |  |   |   |   |
|---|--|---|---|---|--|---|---|---|
| FULL FACE<br><br>PG307     | NON-AS-<br><br>PG308          | <b>NIPPLES &amp; FITTINGS<br/>PG 309</b>  | <b>BRASS NIPPLES<br/>PG 310</b>   | SEAMLESS<br><br>PG311            | CHROME<br><br>PG317           | <b>BRONZE FITTINGS<br/>PG 318</b>   | <b>L/F BRONZE FITTINGS<br/>PG 318</b>   | 90° ELBOW<br><br>PG319         |
| 90° REDUCE<br><br>PG319    | 90° STREET<br><br>PG320       | 45° ELBOW<br><br>PG320     | BRONZE D/E<br><br>PG320          | SWT X SWT<br><br>PG320           | PEX X FIP<br><br>PG320        | 45 ST ELBOW<br><br>PG321     | CROSS<br><br>PG321             | TEE<br><br>PG321               |
| REDUCING TEE<br><br>PG322  | COUPLING<br><br>PG323         | REDUCE COUP<br><br>PG323   | CAP<br><br>PG324                 | UNION<br><br>PG324               | HEX LOCKNUT<br><br>PG326      | HEX BUSHING<br><br>PG325     | HEX BUSHING<br><br>PG325       | CNTRSUNK PLUG<br><br>PG326     |
| CORED PLUG<br><br>PG326    | SOLID PLUG<br><br>PG326       | HEX NIPPLE<br><br>PG327    | REDUCE HEX NIP<br><br>PG327      | LF COMPANION FLANGE<br><br>PG327 | <b>C/P BRONZE FITTINGS<br/>PG 328</b>  | C/P ST ELL<br><br>PG328      | C/P COUPLING<br><br>PG328      | C/P ELL<br><br>PG328           |
| C/P CAP<br><br>PG328     | C/P PLUG<br><br>PG328       | <b>SS NIPPLES<br/>PG 329</b>  | 304 SCH 40 WELDED<br><br>PG330 | 316 SCH 40 WELDED<br><br>PG330 | <b>SS FITTINGS<br/>PG 335</b>  | 90° ELBOW<br><br>PG336     | 90° STREET ELB.<br><br>PG336 | 45° ELBOW<br><br>PG336       |
| TEE<br><br>PG337         | CROSS<br><br>PG337          | HEX NIPPLE<br><br>PG337  | REDUCE HEX NIP<br><br>PG337    | COUPLING<br><br>PG338          | REDUCE COUP<br><br>PG338    | MACHINED COUP<br><br>PG338 | HALF COUPLING<br><br>PG339   | UNION<br><br>PG339           |
| CAP-CAST<br><br>PG339    | HEX CAP-BRSTCK<br><br>PG339 | HEX BUSHING<br><br>PG340 | HEX LOCKNUT<br><br>PG341       | HEX SOCKET PLG<br><br>PG342    | CORED PLUG<br><br>PG341     | SOLID PLUG<br><br>PG342    | SOLID HEX PLUG<br><br>PG342  | CORED HEX PLUG<br><br>PG341  |
| HOSE NIPPLE<br><br>PG341 | REDUCING<br><br>PG342       | <b>STEEL NIPPLES<br/>PG 343</b>   | SCH 40 GALVANIZED<br><br>PG344 | SCH 40 BLACK<br><br>PG344      | SINGLE NIP RUN<br><br>PG351 | ASSORTMENTS<br><br>PG352   | TOTE TRAYS<br><br>PG352      | SCH 80 SEAMLESS<br><br>PG353 |

# NIPPLES AND FITTINGS

## PICTORIAL INDEX

|  |  |   |   |  |  |  |  |   |
|--|--|---|---|--|--|--|--|---|
| XXS SEAMLESS<br><br>PG359     | <b>GROOVE NIPPLES PG 360</b>   | THREAD X<br><br>PG360        | GROOVE X<br><br>PG361        | <b>MERCHANT COUPLINGS PG 362</b>   | MERCHANT<br><br>PG362          | MERCHANT<br><br>PG362         | HALF MECHANT<br><br>PG362   | API LINE COUP<br><br>PG363   |
| <b>MALLEABLE FITTINGS PG 364</b>   | 90° ELBOW<br><br>PG365        | 90° ELB. BLACK<br><br>PG365  | REDUCE<br><br>PG365          | REDUCE<br><br>PG365           | GALV ST.<br><br>PG365          | BLK. ST. ELBOW<br><br>PG365   | 45° GALV<br><br>PG366       | 45° BLK.<br><br>PG366        |
| 45° GALV ST. ELB<br><br>PG366 | 45° BLK. ST. ELB<br><br>PG366 | GALV CROSS<br><br>PG366      | BLACK CROSS<br><br>PG366     | GALV TEE<br><br>PG367         | BLACK TEE<br><br>PG367         | GALV REDUCE T<br><br>PG367    | BLK. REDUCE T<br><br>PG367  | BULLHEAD TEE<br><br>PG367    |
| BLK. BLKHD TEE<br><br>PG367   | REDUCING TEE<br><br>PG367     | MALL SERVICE T<br><br>PG368  | MALL SERVICE T<br><br>PG368  | GALV OUT TEE<br><br>PG368     | BLK. OUT TEE<br><br>PG368      | GALV COU-PLING<br><br>PG369   | BLK. COUPLING<br><br>PG369  | GALV RED COUP<br><br>PG369   |
| BLK. RED COUP<br><br>PG369  | INSIDE HEX<br><br>PG370     | BLK. HEX BUSH<br><br>PG370 | GALV HEX BUSH<br><br>PG370 | GALV UNION<br><br>PG371     | BLACK UNION<br><br>PG371     | GALV SQR PLUG<br><br>PG371  | BLK SQR PLUG<br><br>PG371 | GALV CAP<br><br>PG371      |
| BLACK CAP<br><br>PG371      | LATERAL Y<br><br>PG372      | LOCKNUTS<br><br>PG372      | COUPLING<br><br>PG372      | OUTLET ELBOW<br><br>PG372   | GALV FLR FLANGE<br><br>PG373 | BLK FLR FLANGE<br><br>PG373 | SHROOM CAP<br><br>PG373   | <b>STEEL FITTINGS PG 374</b>  |
| GALV HEX BUSH<br><br>PG374  | BLK HEX BUSH<br><br>PG374   | GALV CAP<br><br>PG374      | BLK CAP<br><br>PG374       | GALV FACE BUSH<br><br>PG374 | BLK FACE BUSH<br><br>PG374   | GALV SQR PLUG<br><br>PG375  | BLK SQR PLUG<br><br>PG375 | GALV HEX PLUG<br><br>PG375 |
| BLK HEX PLUG<br><br>PG375   | GALV CS PLUG<br><br>PG375   | BLK CS PLUG<br><br>PG375   | CS HEX<br><br>PG375        | BLK CS PLUG<br><br>PG375    | <b>300# MALLEABLE PG 376</b>   | 90° ELBOW<br><br>PG376      | 45° ELBOW<br><br>PG376    | 90° ST ELBOW<br><br>PG376  |

# NIPPLES AND FITTINGS

## PICTORIAL INDEX





































































|  |  |  |   |   |  |   |  |   |  |
|--|--|--|---|---|--|---|--|---|--|
| <p>TEE</p>  <p>PG376</p>                    | <p>COUPLING</p>  <p>PG376</p>       | <p>REDUCE COUP</p>  <p>PG377</p>    | <p>CAP</p>  <p>PG377</p>               | <p>UNION</p>  <p>PG377</p>                 | <p>MAG DRAIN</p>  <p>PG377</p>        | <p><b>SWAGES<br/>BULLPLUGS<br/>PG 378</b></p>   | <p>BULL PLUG</p>  <p>PG378</p>        | <p>XH BULL PLUG</p>  <p>PG378PG378</p> |  |
| <p>SCH 40 SWAGE</p>  <p>PG378</p>           | <p>HEX SWAGE</p>  <p>PG379</p>      | <p>SCH 80 SWAGE</p>  <p>PG379</p>   | <p>XXH SWAGE</p>  <p>PG379</p>         | <p><b>PLASTIC<br/>FITTINGS<br/>PG 380</b></p>   |  | <p>ELBOW</p>  <p>PG381</p>       | <p>TEE</p>  <p>PG381</p>              | <p>STREET ELBOW</p>  <p>PG381</p>      |  |
| <p>STREET ELBOW</p>  <p>PG381</p>           | <p>HEX HEAD PLUG</p>  <p>PG381</p>  | <p>HEX HEAD PLUG</p>  <p>PG381</p>  | <p>HEX BUSHING</p>  <p>PG382</p>       | <p>HEX BUSHING</p>  <p>PG382</p>           | <p>HEX NIPPLE</p>  <p>PG382</p>       | <p>HEX NIPPLE</p>  <p>PG382</p>  | <p>RED NIPPLE</p>  <p>PG382</p>       | <p>RED NIPPLE</p>  <p>PG382</p>        |  |
| <p>COUPLING</p>  <p>PG383</p>               | <p>COUPLING</p>  <p>PG383</p>       | <p>PIPE CAP</p>  <p>PG383</p>       | <p>PLASTIC BULK-HEAD</p>  <p>PG383</p> | <p><b>HOSE BARB<br/>PG 383</b></p>  |  | <p>MALE ADAPTER</p>  <p>PG383</p>  | <p>MALE ADAPTER</p>  <p>PG383</p>     | <p>HOSE X MALE 90°</p>  <p>PG384</p>   | <p>HOSE X MALE 90°</p>  <p>PG384</p>        |
| <p>UNION ELBOW</p>  <p>PG385</p>           | <p>SPLICER</p>  <p>PG385</p>       | <p>SPLICER</p>  <p>PG385</p>       | <p>RED SPLICER</p>  <p>PG385</p>      | <p>RED SPLICER</p>  <p>PG385</p>          | <p>BARBED TEE</p>  <p>PG386</p>      | <p>BARBED TEE</p>  <p>PG386</p> | <p>BARBED Y</p>  <p>PG386</p>        | <p>BARBED Y</p>  <p>PG386</p>         |  |
| <p>REDUCING TEE</p>  <p>PG386</p>         | <p>REDUCING TEE</p>  <p>PG386</p> | <p>M BRANCH TEE</p>  <p>PG386</p> | <p><b>PLASTIC<br/>GARDEN<br/>HOSE PG<br/>387</b></p>  |   | <p>GH CAP</p>  <p>PG387</p>         | <p>GH NUT</p>  <p>PG387</p>     | <p>GH ADPT INSERT</p>  <p>PG387</p> | <p>GH THREAD ADPT</p>  <p>PG387</p>  | <p>MGH X F</p>  <p>PG387</p>              |
| <p>FGH X M</p>  <p>PG387</p>              | <p>MGH X M</p>  <p>PG387</p>      | <p><b>NSF PUSH-<br/>IN PG 388</b></p>  |   | <p>UNION CON-<br/>NECT</p>  <p>PG388</p> | <p>BULKHEAD UNION</p>  <p>PG388</p> | <p>UNION TEE</p>  <p>PG388</p>   | <p>UNION ELBOW</p>  <p>PG388</p>    | <p>REDUCING ELBOW</p>  <p>PG388</p>  | <p>FEMALE CON-<br/>NECT</p>  <p>PG389</p> |
| <p>MALE CONNEC-<br/>TOR</p>  <p>PG389</p> | <p>STEM ADAPTER</p>  <p>PG389</p> | <p>REDUCER</p>  <p>PG389</p>      | <p>FIXED ELBOW</p>  <p>PG389</p>     | <p>PLUG-IN ELBOW</p>  <p>PG390</p>       | <p>2-WAY DIVIDER</p>  <p>PG390</p>  | <p>PLUG</p>  <p>PG390</p>      | <p>PLXPL</p>  <p>PG390</p>          | <p>PL X MIP VALVE</p>  <p>PG390</p>  |  |

**PLASTIC**  
PICTORIAL INDEX

|  |  |  |   |   |  |   |   |  |
|--|--|--|---|---|--|---|---|--|
| CHECK VALVE<br><br>PG390            | STOP VALVE<br><br>PG390           | <b>HOSE ACCESSORIES PG 391</b>   | <b>CAM AND GROOVE PG 392</b>  | <b>ALUM CAM AND GROOVE PG 392</b>   | MADPT X F<br><br>PG392         | FEMALE COU-<br><br>PG392             | HOSE SHANK C<br><br>PG392        | FEMALE COU-<br><br>PG392          |
| HOSE SHANK E<br><br>PG393           | MALE ADAPTER<br><br>PG393         | DUST CAP DC<br><br>PG393    | DUST CAP DP<br><br>PG393         | SPOOL<br><br>PG394                   | MALE ADAPTER<br><br>PG394      | FEMALE COU-<br><br>PG394             | REDUCER D<br><br>PG394           | FEMALE COU-<br><br>PG394          |
| FEMALE COU-<br>PLER DD<br><br>PG394 | MALE ADAPTER<br>F<br><br>PG394    | <b>POLY CAM &amp; GROOVE PG 395</b>  | MALE ADAPTER<br>A<br><br>PG395   | FEMALE COU-<br>PLER B<br><br>PG395   | HOSE SHANK C<br><br>PG397PG395 | FEMALE COU-<br>PLER D<br><br>PG395   | M X HOSE<br>SHANK E<br><br>PG396 | MALE ADAPTER<br>F<br><br>PG396    |
| DUST CAP DC<br><br>PG396            | DUST PLUG DP<br><br>PG396         | <b>SS CAM &amp; GROOVE PG 397</b>  | FEMALE<br>ADAPTER A<br><br>PG397 | FEMALE COU-<br>PLER B<br><br>PG397   | HOSE SHANK C<br><br>PG397      | FEMALE COU-<br>PLER D<br><br>PG397   | HOSE SHANK E<br><br>PG398        | MALE ADAPTER<br>F<br><br>PG398    |
| DUST CAP DC<br><br>PG398          | DUST PLUG DP<br><br>PG398       | <b>BRASS CAM &amp; GROOVE PG 399</b>   | MALE ADAPTER<br>A<br><br>PG399 | FEMALE COU-<br>PLER B<br><br>PG399 | HOSE SHANK C<br><br>PG399    | FEMALE COU-<br>PLER D<br><br>PG399 | HOSE SHANK E<br><br>PG400      | MALE ADAPTER<br>F<br><br>PG400  |
| DUST CAP DC<br><br>PG400          | DUST CAP DP<br><br>PG400        | <b>CRIMPLOK PG 401</b>   | ALUM DC<br><br>PG402           | ALUM B<br><br>PG402                | ALUM D<br><br>PG402          | ALUM C<br><br>PG402                | SS B<br><br>PG403              | SS D<br><br>PG403               |
| SS DC<br><br>PG403                | SS C<br><br>PG403               | ALUM C<br><br>PG404       | ALUM C AND E<br><br>PG404      | SS CRIMPLOK<br><br>PG404           | CRIMP CAMS<br><br>PG404      | SS HANDLE<br><br>PG405             | BRASS HANDLE<br><br>PG405      | BUNA-N GAS-<br>KET<br><br>PG405 |
| SAFETY CLIP<br><br>PG405          | SILICONE<br>GASKET<br><br>PG405 | VITON GASKET<br><br>PG405 | <b>KING<br/>NIPPLES<br/>PG 406</b>  | HOSE NIPPLE<br>STEEL<br><br>PG406  | ZINC PLATED<br><br>PG406     | REDUCER/EX-<br>PANDER<br><br>PG406 | 316 SS<br><br>PG406            | BRASS<br><br>PG407              |

# HOSE ACCESSORIES

## PICTORIAL INDEX

|  |  |  |   |  |   |  |  |  |
|--|--|--|---|--|---|--|--|--|
| ALUMINUM<br><br>PG407           | STEEL VIC-<br><br>PG407           | PLATED<br><br>PG407                 | CRIMP KING<br><br>PG409            | CRIMP KING<br><br>PG409             | CRIMP COMBO<br><br>PG409             | CRIMP KING<br><br>PG409           | SQUARE CUT<br><br>PG410     | SS FLANGE<br><br>PG410                |
| VICTAULIC<br><br>PG410          | HOSE MENDER<br><br>PG410          | PLATED STEEL<br><br>PG411           | 316 HOSE<br><br>PG411              | BRASS<br><br>PG411                  | <b>UNIVERSAL COUPLINGS<br/>PG 412</b>   | UNIVERSAL<br><br>PG412            | WASHER<br><br>PG412         | FEMALE NPT<br><br>PG412               |
| HOSE END<br><br>PG412           | TRIPLE CON-<br>NECT<br><br>PG412  | BOLT CLAMP<br><br>PG413             | ALUMINUM<br>BARBS<br><br>PG413     | <b>STRAINERS<br/>&amp; NOZZLES<br/>PG 414</b>  | SAFETY CHECK<br><br>PG414            | FOOT VALVE<br><br>PG414           | ROUND STRAINER<br><br>PG414 | LONG<br>STRAINER<br><br>PG414         |
| BOTTOM<br>STRAINER<br><br>PG414 | BOTTOM HOLE<br><br>PG414          | FOG NOZZLE<br><br>PG414             | <b>FIRE HOSE<br/>FITTINGS<br/>PG 415</b>  | FIRE HOSE<br><br>PG415              | FXM HEX ADPT<br><br>PG415           | DBL M HEX NIP<br><br>PG415        | BRASS CAP<br><br>PG415      | NOZZLE<br><br>PG415                   |
| HAMMER<br>UNION<br><br>PG416  | HAMMER<br>UNION<br><br>PG416    | HAMMER<br>UNION SET<br><br>PG416  | HAMMER<br>UNION SET<br><br>PG416 | <b>BUCHANAN<br/>HOSE PG<br/>417</b>  | CLEAR BRAID<br><br>PG423          | JACK HAMMER<br><br>PG424        | JACK HAMMER<br><br>PG424  | HOT AIR<br>BLOWER<br><br>PG424      |
| JACK HAMMER<br><br>PG425      | GENERAL<br>PURPOSE<br><br>PG425 | GENERAL<br>PURPOSE<br><br>PG425   | MARINE EX-<br>HAUST<br><br>PG426 | PUSH-ON<br><br>PG426              | FUEL LINE<br><br>PG427            | ARI SUCTION<br><br>PG427        | IND VACUUM<br><br>PG428   | BULKMASTER<br>SOFTWALL<br><br>PG428 |
| EPDM SUCTION<br><br>PG429     | SANDBLAST<br><br>PG429          | FLEXLITE<br><br>PG430             | FLEXCHEM<br><br>PG430            | TANK TRUCK<br><br>PG431           | FLEXLITE<br><br>PG431             | TANK TRUCK<br><br>PG432         | OIL VACUUM<br><br>PG432   | TANK TRUCK<br>300<br><br>PG433      |
| OIL VACUUM<br><br>PG433       | FRACLINE 400<br><br>PG434       | PETRO DIS-<br>CHARGE<br><br>PG434 | HOT TAR<br><br>PG435             | PETRO DIS-<br>CHARGE<br><br>PG435 | PETRO DIS-<br>CHARGE<br><br>PG435 | STEAM 250<br>BLACK<br><br>PG436 | STEAM 250<br><br>PG436    | BLUE LAYFLAT<br><br>PG437           |



# HOSE ACCESSORIES

## PICTORIAL INDEX

|   |   |  |   |   |   |   |   |  |
|---|---|--|---|---|---|---|---|--|
| <p>BLUE ASSEM-</p>  <p>PG437</p>     | <p>BROWN LAY-</p>  <p>PG438</p>        | <p>DURAFLEX</p>  <p>PG439</p>       | <p>DURAFLEX</p>  <p>PG439</p>          | <p>HIGH PRES-</p>  <p>PG440</p>    | <p>HIGH PRES-</p>  <p>PG440</p>     | <p>SATURN OLIVE</p>  <p>PG441</p>      | <p>SATURN</p>  <p>PG441</p>          | <p>SATW</p>  <p>PG442</p>               |
| <p>SAT</p>  <p>PG442</p>             | <p>WATER SUC-</p>  <p>PG443</p>        | <p>SUPERFLEX</p>  <p>PG443</p>      | <p><b>HOSE ASSEMBLIES PG 458</b></p>  | <p>AIR HOSE AS-</p>  <p>PG446</p>  | <p>GARDEN HOSE</p>  <p>PG447</p>    | <p>PRESSURE</p>  <p>PG449</p>          | <p>CRIMPLOK</p>  <p>PG450</p>        | <p>CRIMPLOK</p>  <p>PG456</p>           |
| <p><b>HOSE CLAMPS PG 463</b></p>  | <p><b>WORM GEAR PG 464</b></p>  | <p>MINI WORM GEAR</p>  <p>PG464</p> | <p>WORM GEAR CLAMP</p>  <p>PG464</p>   | <p>QUICK RELEASE</p>  <p>PG468</p> | <p>T-BOLT CLAMPS</p>  <p>PG469</p>  | <p>T-BOLT SPRING LDD</p>  <p>PG470</p> | <p>V-BAND</p>  <p>PG471</p>          | <p>CONSTANT TORQUE</p>  <p>PG471</p>    |
| <p>HEAVY DUTY</p>  <p>PG472</p>      | <p>DOUBLE BOLT</p>  <p>PG472</p>       | <p>SC SPIRAL</p>  <p>PG472</p>      | <p>M10DC MAXI</p>  <p>PG472</p>        | <p>GUILLOTINE</p>  <p>PG472</p>    | <p>SADDLE</p>  <p>PG472</p>         | <p>1-EAR</p>  <p>PG473</p>             | <p>HAMMERLOCK</p>  <p>PG475</p>      | <p>2-EAR</p>  <p>PG475</p>              |
| <p>GAPLESS</p>  <p>PG474</p>        | <p>PREFORMED CLAMPS</p>  <p>PG476</p> | <p>SIDE JAW</p>  <p>PG477</p>      | <p>PINCERS</p>  <p>PG477</p>          | <p>CRIMPER</p>  <p>PG477</p>      | <p>LOKING TOOL</p>  <p>PG477</p>   | <p>LOKING TOOL</p>  <p>PG477</p>      | <p>MINI CLAMPS SS</p>  <p>PG478</p> | <p>MINI ALUZINC</p>  <p>PG478</p>      |
| <p>LINED CLAMPS</p>  <p>PG478</p>  | <p>VINYL COATED</p>  <p>PG479</p>    | <p>RUBBER LINED</p>  <p>PG479</p> | <p>HOSE FERRULE-SS</p>  <p>PG480</p> | <p><b>TUBING PG 481</b></p>   | <p>POLYURETHANE</p>  <p>PG482</p> | <p>BLACK</p>  <p>PG482</p>           | <p>BLUE</p>  <p>PG482</p>          | <p>POLYETHYLENE</p>  <p>PG483</p>     |
| <p>BLACK POLY</p>  <p>PG484</p>    | <p>GREEN POLY</p>  <p>PG484</p>      | <p>BLUE POLY</p>  <p>PG484</p>    | <p>RED POLY</p>  <p>PG484</p>        | <p>NYLON 12</p>  <p>PG485</p>    | <p>PVC</p>  <p>PG486</p>          | <p>MINITUBING CUT</p>  <p>PG486</p>  | <p>TUBING CUTTER</p>  <p>PG486</p> | <p>PLASTIC TUBE CUT</p>  <p>PG486</p> |
| <p>MOUNTING RACK</p>  <p>PG486</p> | <p>ALUMINUM</p>  <p>PG487</p>        | <p>COPPER TUBE</p>  <p>PG487</p>  | <p>SOFT COPPER</p>  <p>PG487</p>     | <p><b>PRESSURE SPRAYERS PG 488</b></p>  | <p>QD NOZZLE</p>  <p>PG489</p>    | <p>MEG NOZZLE</p>  <p>PG489</p>      | <p>RUBBER TIP</p>  <p>PG490</p>    | <p>THERMAL RELIEF</p>  <p>PG490</p>   |

# HOSE CLAMPS

## PICTORIAL INDEX

|  |  |  |  |  |  |  |  |  |
|--|--|--|--|--|--|--|--|--|
| <br>PG490   | <br>PG491   | <br>PG491   | <br>PG491   | <br>PG492   | <br>PG492   | <br>PG493   | <br>PG493   | <b>PNEUMATICS<br/>PG 494</b>   |
| <b>INDUS-<br/>TRIAL QDS<br/>PG 495</b>   | <br>PG495   | <br>PG495   | <br>PG495   | <br>PG495   | <br>PG495   | <br>PG495   | <br>PG495   | <br>PG496   |
| <br>PG496   | <br>PG496   | <br>PG496   | <br>PG496   | <br>PG496   | <br>PG496   | <b>UNIVERSAL<br/>PG 497</b>  | <br>PG497   | <br>PG497   |
| <br>PG497   | <br>PG497   | <br>PG497   | <br>PG497   | <b>ARO 210<br/>INTERCHANGE<br/>PG 498</b>  | <br>PG498   | <br>PG498   | <br>PG498   | <br>PG498   |
| <br>PG498 | <br>PG498 | <b>AUTO<br/>INTERCHANGE<br/>PG 499</b>   | <br>PG499 | <br>PG499 | <br>PG499 | <br>PG499 | <br>PG499 | <br>PG499 |
| <br>PG499 | <br>PG499 | <br>PG500 | <br>PG500 | <br>PG500 | <br>PG500 | <b>LINCOLN<br/>INTERCHANGE<br/>PG 500</b>  | <br>PG500 | <br>PG500 |
| <br>PG500 | <br>PG500 | <b>MUFFLERS<br/>VENTS PG<br/>501</b>   | <br>PG501 | <br>PG501 | <br>PG501 | <br>PG501 | <br>PG501 | <br>PG501 |
| <br>PG502 | <br>PG502 | <br>PG502 | <br>PG502 | <br>PG502 | <br>PG502 | <br>PG503 | <br>PG503 | <b>SAFETY<br/>VALVES PG<br/>503</b>  |

# PRESSURE WASHER/ PNEUMATICS

## PICTORIAL INDEX

|   |   |  |   |  |   |   |   |   |
|---|---|--|---|--|---|---|---|---|
| SAFETY VALVES<br><br>PG503   | CHECK VALVE<br><br>PG503     | CHECK VALVE<br><br>PG503      | <b>TANK VALVES PG 504</b>   | BIKE PUMP FITT<br><br>PG504   | INFLATOR<br><br>PG504         | SLIDE VALVE<br><br>PG504       | SPRING CORE<br><br>PG504           | SPRING CORE<br><br>PG504       |
| SPRING CORE<br><br>PG504     | BLK PLASTIC CAP<br><br>PG504 | DOME CAP<br><br>PG504         | <b>BLOW GUNS PG 505</b>   | CPCT BLOW GUN<br><br>PG505    | SAFE BLOW GUN<br><br>PG505    | SAFE BLOW GUN<br><br>PG505     | PISTOL BLOW GUN<br><br>PG505       | PISTOL BLOW GUN<br><br>PG505   |
| <b>MISC GAUGES PG 506</b>   | RUB TIP NOZZLE<br><br>PG506  | HI FLOW NOZZLE<br><br>PG506   | M-TIRE GAUGE<br><br>PG506      | VOL REGULATOR<br><br>PG506    | EXTENSION<br><br>PG506         | GUN ADAPTER<br><br>PG506       | COIL AIR HOSE<br><br>PG506         | COIL AIR HOSE<br><br>PG506     |
| HEX BALL CHUCK<br><br>PG507  | BALL CHCK BARB<br><br>PG507  | DUAL AIR CHUCK<br><br>PG507   | DUAL STRT AIR<br><br>PG507     | INFLATOR/GAUGE<br><br>PG507   | INFLATOR/GAUGE<br><br>PG507   | <b>GAUGES PG 511</b>  | DRY GAUGE<br><br>PG511             | CENTER BACK MOUNT<br><br>PG511 |
| LIQUID FILLED<br><br>PG512 | WATER TEST<br><br>PG512    | GAS TEST<br><br>PG512       | <b>TAPES &amp; SEALANT PG 513</b>   | THREAD SEAL<br><br>PG513    | BLUE SEAL TAPE<br><br>PG513 | YEL GAS TAPE<br><br>PG513    | GRE OXY TAPE<br><br>PG513        | GREY SS TAPE<br><br>PG513    |
| <b>HYDRAULICS PG 514</b>  | <b>STEEL PIPE SWIVEL PG 523</b>   | M. SWL ADAPTER<br><br>PG523 | FE. SWL ADAPTER<br><br>PG523 | M. ELB ADAPTER<br><br>PG523 | FE. UNION ELB.<br><br>PG523 | M. 45° ELBOW<br><br>PG524    | FE. 45° UNION<br><br>PG524       | M. SWL TEE<br><br>PG524      |
| FE. SWL TEE<br><br>PG524   | FE. SWL TEE<br><br>PG524   | <b>JIC FLARE PG 525</b>  | LONG JIC NUT<br><br>PG525    | JIC CAP<br><br>PG525        | JIC TUBE NUT<br><br>PG525   | JIC TUBE SLEEVE<br><br>PG525 | JIC TUBE UNION<br><br>PG525      | JIC M. CONN<br><br>PG526     |
| JIC FE. CONN<br><br>PG526  | JIC RED/EXP<br><br>PG527   | PLUG<br><br>PG527           | JIC UNION ELB.<br><br>PG527  | JIC M. ELBOW<br><br>PG528   | JIC FIP ELBOW<br><br>PG528  | MALE 45° ELBOW<br><br>PG529  | JIC UNION 45° ELBOW<br><br>PG529 | M. BRANCH TEE<br><br>PG529   |

# PNEUMATICS

## PICTORIAL INDEX

|  |  |  |   |  |  |  |  |  |
|--|--|--|---|--|--|--|--|--|
| JIC FE. TEE<br><br>PG529      | JIC UNION TEE<br><br>PG529      | LOCKNUT<br><br>PG530            | JIC BULK<br><br>PG530              | BULK UNION<br><br>PG530           | 45° UNION ELB<br><br>PG530     | BULK BRANCH<br><br>PG531        | BULK RUN TEE<br><br>PG531       | JIC TO FEMALE<br><br>PG531    |
| JIC TO MALE<br><br>PG531      | <b>STEEL PIPE FITTINGS<br/>PG 532</b>  | PIPE COUPLING<br><br>PG532      | HEX PIPE<br><br>PG532              | EXP/ PIPE ADAP<br><br>PG532       | HEX RED/ BUSH<br><br>PG533     | HEX HEAD<br><br>PG533           | HOLLOW HEX<br><br>PG534         | FLUSH HLW<br><br>PG534        |
| SQR HEAD PLUG<br><br>PG534    | PIPE CAP<br><br>PG534           | MALE ELBOW<br><br>PG534         | 45° M. ELBOW<br><br>PG535          | 90° ST ELBOW<br><br>PG535         | 45° ST ELBOW<br><br>PG535      | FE. ELBOW<br><br>PG536          | 45° FE. ELBOW<br><br>PG536      | MALE PIPE TEE<br><br>PG536    |
| FE. PIPE TEE<br><br>PG537     | ST PIPE TEE<br><br>PG536        | FE. RUN PIPE T<br><br>PG537     | MALE PIPE TEE<br><br>PG537         | FE. PIPE TEE<br><br>PG537         | CROSS<br><br>PG537             | <b>STEEL O-RING ADAPTERS<br/>PG 538</b>  | JIC TO O-RING<br><br>PG538      | O-RING TO PIPE<br><br>PG538   |
| O-RING TO 37°<br><br>PG538    | O-RING UNION<br><br>PG539       | FE. O-RING<br><br>PG539         | O-RING TO FE.<br><br>PG539         | O-RING PLUG<br><br>PG540          | O-RING HLW PLG<br><br>PG540    | O-RING PORT<br><br>PG540        | <b>JIC SWIVEL<br/>PG 541</b>   | JIC SWL ELBOW<br><br>PG541    |
| JIC SW X MIP<br><br>PG541   | JIC SWL 45°<br><br>PG541      | JIC SWL TO F 90°<br><br>PG541 | JIC SWL CONN<br><br>PG541        | JIC SWL TO M<br><br>PG542       | JIC SWL TOF ADP<br><br>PG542 | JIC SWL BRANCH T<br><br>PG543 | JIC SWL RUN T<br><br>PG543    | <b>JIC O-RING<br/>PG 543</b>   |
| JIC RUN TEE<br><br>PG543    | JIC TO ORING 90°<br><br>PG543 | JIC TO ORING 45°<br><br>PG544 | JIC BRANCH TEE<br><br>PG544      | ORING TO F 90°<br><br>PG544     | ORING TO M 90°<br><br>PG544  | ORING JIC 90°<br><br>PG544    | F TO M ORING 90°<br><br>PG545 | M ORING SWL AD<br><br>PG545 |
| 90° ORING SWL<br><br>PG551  | 45° ORING SWL<br><br>PG546    | O-RING<br><br>PG546           | NITRILE O-RING<br><br>PG546      | BRAZE TUBE NUT<br><br>PG546     | BRAZETUBE SLV<br><br>PG546   | CAP<br><br>PG547              | BULKHEAD LKNUT<br><br>PG547   | MALE UNION<br><br>PG547     |
| FACE SEAL ADPT<br><br>PG547 | FE ORFS X ORFS<br><br>PG547   | PLUG<br><br>PG548             | ORFS UNION 90°<br><br>PG546PG548 | ORFS TO M 90°<br><br>PG546PG548 | ORFS TO PIPE 45<br><br>PG548 | CAPORFS UNION T<br><br>PG548  | M ORFS TO ORB<br><br>PG549    | M TO F 37° SWL<br><br>PG549 |

# HYDRAULICS

## PICTORIAL INDEX

|  |  |   |   |   |   |  |   |   |
|--|--|---|---|---|---|--|---|---|
| MORFS UNION<br><br>PG549      | BULKHEAD<br><br>PG549         | SWL NUT ELBOW<br><br>PG549 | 37° SWIVEL<br><br>PG550      | O-RING ELBOW<br><br>PG550      | ORFS TO 45°<br><br>PG550      | SWIVEL ELBOW<br><br>PG550       | <b>STEEL BSPT ADAPTERS PG 551</b>   | JIC BSPT<br><br>PG551        |
| BSPT ELBOW<br><br>PG551       | HEX NIPPLE<br><br>PG551       | PLUG<br><br>PG551          | HEX NIPPLE BSPP<br><br>PG551 | COUPLING<br><br>PG552          | FEMALE SWIVEL<br><br>PG552    | ELBOW<br><br>PG552              | MALE NIPPLE<br><br>PG552     | MALE BSPP<br><br>PG552       |
| SWIVEL BSPP<br><br>PG553      | PLUG BSPP<br><br>PG553        | HOLLOW BSPP<br><br>PG553   | FEMALE BSPP<br><br>PG553     | <b>METRIC PG 553</b>  | MALE CONNECTOR<br><br>PG553   | MALE ELBOW<br><br>PG554         | STRAIGHT SWIVEL<br><br>PG554 | METRIC PARALLEL<br><br>PG554 |
| HOLLOW<br><br>PG554           | FEMALE ADAPTER<br><br>PG554   | <b>ISO A &amp; B INTERCHANGE PG 555</b>   | NO SPILL<br><br>PG555        | DRYBREAK<br><br>PG555          | ISO-A COUPLER<br><br>PG555    | ISO-A PLUG<br><br>PG555         | ISO-B COUPLER<br><br>PG555   | ISO-B PLUG<br><br>PG555      |
| FLUSH FACE<br><br>PG556     | FLUSH FACE<br><br>PG556     | LSQ SERIES<br><br>PG556  | LSQ SERIES<br><br>PG556    | AG SERIES<br><br>PG557       | KZE SERIES<br><br>PG557     | <b>FLOW CONTROL PG 558</b>   | FLOW VALVE<br><br>PG558    | NEEDLE VALVE<br><br>PG558  |
| PRESSURE VALVE<br><br>PG559 | JIC FLANGE<br><br>PG561     | JIC FLANGE<br><br>PG561  | JIC FLANGE<br><br>PG561    | FLANGE KIT<br><br>PG562      | FLANGE KIT<br><br>PG562     | SPLIT FLANGE<br><br>PG562     | FLANGE PLUG<br><br>PG562   | FLANGE HALF<br><br>PG563   |
| FLANGE PAD<br><br>PG563     | FLANGE HALF<br><br>PG563    | <b>STAINLESS STEEL ADAPTERS PG 564</b>  | PIPE SWIVEL<br><br>PG567   | PIPE SWIVEL<br><br>PG567     | TUBE SLEEVE<br><br>PG568    | TUBE NUT<br><br>PG568         | CAP<br><br>PG568           | MALE ADAPTER<br><br>PG569  |
| UNION<br><br>PG569          | FEMALE ADAPTER<br><br>PG569 | PLUG<br><br>PG570        | MJIC X FJIC<br><br>PG570   | JIC UNION ELBOW<br><br>PG570 | MALE JIC ELBOW<br><br>PG570 | JIC FEMALE ELBOW<br><br>PG571 | 45 JIC ELBOW<br><br>PG571  | JIC TEE<br><br>PG571       |

# HYDRAULICS

## PICTORIAL INDEX

|   |   |   |   |   |  |   |  |   |
|---|---|---|---|---|--|---|--|---|
| BULKHEAD NUT<br><br>PG571      | FEMALE BULK-<br><br>PG572      | BULKHEAD<br><br>PG572      | BULKHEAD<br><br>PG573        | PIPE NIPPLE<br><br>PG573 | HEX PIPE<br><br>PG573     | COUPLING<br><br>PG573        | ADAPTER<br><br>PG574        | PLUG<br><br>PG574          |
| PLUG<br><br>PG574              | BUSHING<br><br>PG574           | CAP<br><br>PG575           | STREET ELBOW<br><br>PG575    | MALE ELBOW<br><br>PG575  | 45 STREET<br><br>PG575    | ALL MALE TEE<br><br>PG576    | ELBOW<br><br>PG576          | MALE RUN TEE<br><br>PG576  |
| TEE<br><br>PG576               | MORB X FIP<br><br>PG577        | BOSS X JIC SW<br><br>PG577 | MJIC X MORB<br><br>PG577     | PLUG<br><br>PG578        | PLUG<br><br>PG578         | MJICXFJIC ELBOW<br><br>PG578 | SW X MIP ELBOW<br><br>PG578 | 45 SW ELBOW<br><br>PG579   |
| FIP X FJIC SWIVEL<br><br>PG579 | MIP X FJIC SWIVEL<br><br>PG579 | SWIVEL UNION<br><br>PG579  | MJIC X MORB ELL<br><br>PG580 | 45 ELBOW<br><br>PG580    | SW X WELD ON<br><br>PG580 | MALE API<br><br>PG581        | JIC 90 SWIVEL<br><br>PG581  | JIC 45 SWIVEL<br><br>PG582 |
| MALE CRIMP<br><br>PG582      | FEMALE CRIMP<br><br>PG582    |   |   |   |  |   |  |   |
|   |   |   |   |   |  |   |  |   |
|   |   |   |   |   |  |   |  |   |
|   |   |   |   |   |  |   |  |   |

# PIPE FITTINGS



|                  |         |        |        |        |        |        |        |
|------------------|---------|--------|--------|--------|--------|--------|--------|
| Pipe Size        | 1/16    | 1/8    | 1/4    | 3/8    | 1/2    | 3/4    | 1      |
| Thread Size      | 1/16-27 | 1/8-27 | 1/4-18 | 3/8-18 | 1/2-14 | 3/4-14 | 1-11/2 |
| Working Pressure | 1200    | 1200   | 1200   | 1200   | 1200   | 1000   | 1000   |
| Thread OD        | 1/4     | 3/8    | 1/2    | 5/8    | 3/4    | 1      | 1-1/4  |

**Typical Application:** Grease, fuels, LP and Natural gas (available on special order), refrigeration, instrumentation and hydraulic systems.

**Pressure:** Operating pressure up to 1200 PSI.

**Vibration:** Fair resistance.

**Temperature Range:**  
-65°F to +250°F (-53°C to +121°C).

**Used With:** Brass, bronze, copper, steel, aluminum and iron pipe.

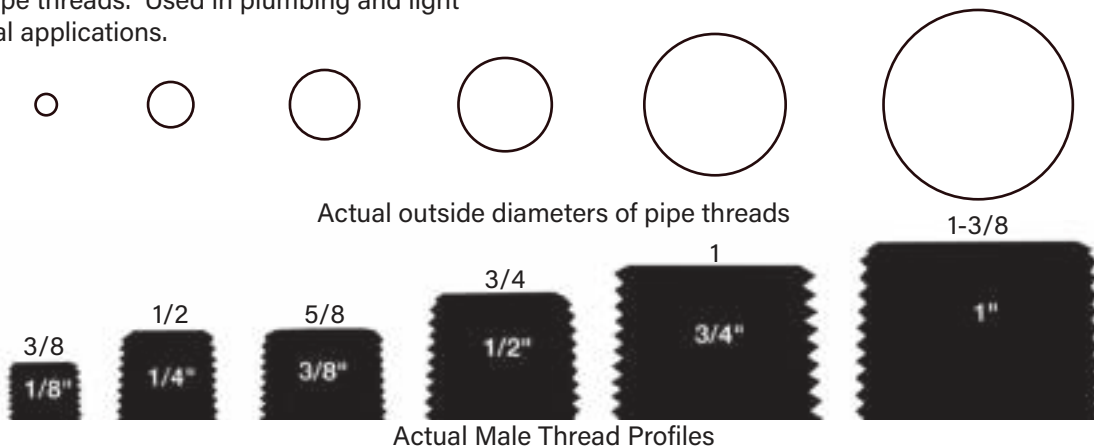
**Tolerance :** +/- .02 on all dimensions. Dimension Data can change without notice. Please call us when dimensions are critical.

**Conformance:** Meets specifications and standards of ASA, ASME and SAE

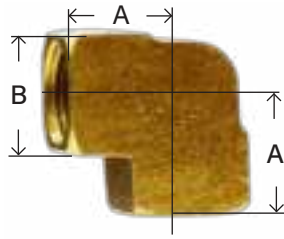
- Not lead free
- **"L" at the end of a Part# means Light Pattern**  
- these fittings are completely interchangeable with full pattern fittings, but have been modified in some way. This modification is usually in the length of the pipe threads. Used in plumbing and light industrial applications.

**• Assembly Instructions**

- 1 - Tighten approximately 2-1/2 turns past hand tight.
- 2 - Fittings with Everseal tighten two turns past hand tight. Brittle materials require special cautions.



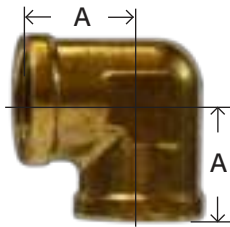
**WARNING:** This product can expose you to chemicals, including lead, which are known to the State of California to cause cancer and birth defects or other reproductive harm. For more information, visit [www.P65Warnings.ca.gov](http://www.P65Warnings.ca.gov)

**PIPE****BRASS FITTINGS****90° FEMALE ELBOW**

100  
SAE# 130238

| PART # | THREAD SIZE NPTF | A    | B    | APPROX. WT. LBS. | LIST PRICE |
|--------|------------------|------|------|------------------|------------|
| 28001  | 1/8"             | 0.55 | 0.56 | 0.09             | ---        |
| 28002  | 1/4"             | 0.78 | 0.68 | 0.13             | ---        |
| 28003  | 3/8"             | 0.84 | 0.81 | 0.16             | ---        |
| 28004  | 1/2"             | 1.09 | 1.00 | 0.34             | ---        |
| 28005  | 3/4"             | 1.16 | 1.25 | 0.60             | ---        |
| 28015B | 3/8" x 1/4"      | 0.84 | 0.81 | 0.18             | ---        |
| 28053B | 1/2" x 1/4"      | 1.09 | 1.00 | 0.37             | ---        |
| 28016B | 1/2" x 3/8"      | 1.09 | 1.00 | 0.36             | ---        |

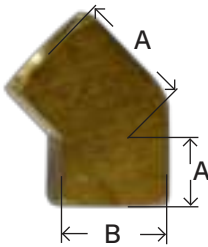
100 2200P 3500 302 200

**90° FORGED FEMALE ELBOW**

100F

| PART # | THREAD SIZE NPTF | A    | BODY WIDTH | APPROX. WT. LBS. | LIST PRICE |
|--------|------------------|------|------------|------------------|------------|
| 28009  | 1/8"             | 0.57 | 0.50       | 0.04             | ---        |
| 28010  | 1/4"             | 0.70 | 0.68       | 0.10             | ---        |
| 28011  | 3/8"             | 0.81 | 0.81       | 0.12             | ---        |
| 28012  | 1/2"             | 1.00 | 1.00       | 0.23             | ---        |
| 28013  | 3/4"             | 1.13 | 1.25       | 0.42             | ---        |
| 28014  | 1/4" x 1/8"      | 0.72 | 0.65       | 0.12             | ---        |
| 28015  | 3/8" x 1/4"      | 0.81 | 0.81       | 0.15             | ---        |
| 28016  | 1/2" x 3/8"      | 1.00 | 1.00       | 0.28             | ---        |
| 28017  | 1"               | 1.42 | 1.50       | 0.75             | ---        |

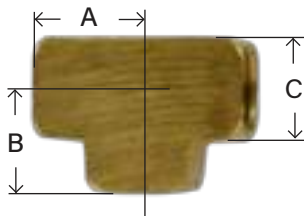
1200P E7 100AF 100B

**45° FEMALE ELBOW**

10045

| PART # | THREAD SIZE NPTF | A    | B    | APPROX. WT. LBS. | LIST PRICE |
|--------|------------------|------|------|------------------|------------|
| 28018  | 1/8"             | 0.45 | 0.56 | 0.06             | ---        |
| 28019  | 1/4"             | 0.66 | 0.68 | 0.12             | ---        |
| 28020  | 3/8"             | 0.69 | 0.81 | 0.16             | ---        |
| 28021B | 1/2"             | 0.94 | 1.00 | 0.25             | ---        |
| 28021  |                  |      |      |                  |            |

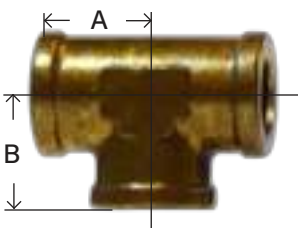
129 2201P 205 23355 45EZ 105 100-45A

**UNION TEE**

101  
SAE# 130438

| PART # | THREAD SIZE NPTF | A    | B    | C    | APPROX. WT. LBS. | LIST PRICE |
|--------|------------------|------|------|------|------------------|------------|
| 28022  | 1/16"            | 0.55 | 0.55 | 0.58 | 0.11             | ---        |
| 28024  | 1/8"             | 0.55 | 0.55 | 0.56 | 0.08             | ---        |
| 28025  | 1/4"             | 0.78 | 0.78 | 0.68 | 0.17             | ---        |
| 28026  | 3/8"             | 0.84 | 0.84 | 0.81 | 0.22             | ---        |
| 28027  | 1/2"             | 1.09 | 1.09 | 1.00 | 0.43             | ---        |
| 28028  | 3/4"             | 1.16 | 1.16 | 1.25 | 0.64             | ---        |

311 101A 322 2203P 3700 203

**UNION FORGED TEE**

101F

| PART # | THREAD SIZE NPTF | A & B | BODY WIDTH | APPROX. WT. LBS. | LIST PRICE |
|--------|------------------|-------|------------|------------------|------------|
| 28032  | 1/8"             | 0.56  | 0.50       | 0.06             | ---        |
| 28033  | 1/4"             | 0.71  | 0.68       | 0.13             | ---        |
| 28034  | 3/8"             | 0.81  | 0.81       | 0.16             | ---        |
| 28035  | 1/2"             | 1.00  | 1.00       | 0.27             | ---        |
| 28036  | 3/4"             | 1.16  | 1.25       | 0.53             | ---        |
| 28023  | 1"               | 1.42  | 1.50       | .924             | ---        |

1203P LT7 101AF 101B

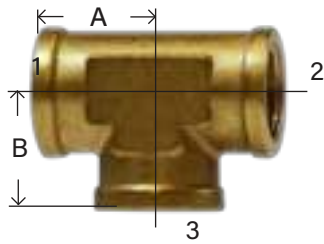
**WARNING:** This product can expose you to chemicals, including lead, which are known to the State of California to cause cancer and birth defects or other reproductive harm. For more information, visit [www.P65Warnings.ca.gov](http://www.P65Warnings.ca.gov)



# PIPE

## BRASS FITTINGS

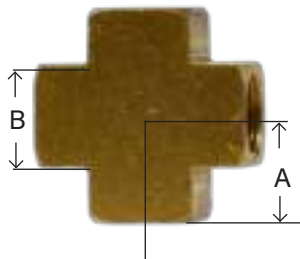
### REDUCING FORGED TEES



101FR

| PART # | 1 NPT | 2 NPT | 3 NPT | A & B | BODY WIDTH | APPROX. WT. LBS. | LIST PRICE |
|--------|-------|-------|-------|-------|------------|------------------|------------|
| 28029  | 1/8"  | 1/8"  | 1/4"  | 0.72  | 0.69       | 0.16             | ---        |
| 28030  | 1/4"  | 1/4"  | 1/8"  | 0.72  | 0.69       | 0.14             | ---        |
| 28031  | 1/4"  | 1/4"  | 3/8"  | 0.81  | 0.81       | 0.21             | ---        |
| 28038  | 3/8"  | 1/4"  | 3/8"  | 0.81  | 0.81       | 0.18             | ---        |
| 28039  | 3/8"  | 3/8"  | 1/4"  | 0.81  | 0.81       | 0.18             | ---        |
| 28046  | 1/2"  | 1/2"  | 3/8"  | 1.00  | 1.00       | 0.30             | ---        |
| 28047  | 3/4"  | 1/2"  | 3/4"  | 1.20  | 1.25       | 0.59             | ---        |
| 28048  | 3/4"  | 3/4"  | 1/2"  | 1.16  | 1.25       | 0.59             | ---        |

### CROSS




102

| PART # | THREAD SIZE NPTF | A    | B    | APPROX. WT. LBS. | LIST PRICE |
|--------|------------------|------|------|------------------|------------|
| 28041  | 1/8"             | 0.55 | 0.56 | 0.10             | ---        |
| 28042  | 1/4"             | 0.78 | 0.68 | 0.21             | ---        |
| 28043  | 3/8"             | 0.84 | 0.81 | 0.25             | ---        |
| 28044  | 1/2"             | 1.09 | 1.00 | 0.51             | ---        |
| 28045  | 3/4"             | 1.16 | 1.25 | 0.75             | ---        |

2205P 3950 228 102A 102BE

### FORGED CROSS



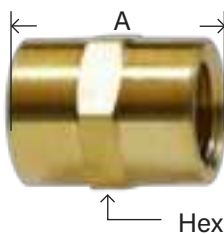
102F

| PART # | THREAD SIZE NPTF | A    | BODY WIDTH | APPROX. WT. LBS. | LIST PRICE |
|--------|------------------|------|------------|------------------|------------|
| 28049  | 1/8"             | 0.56 | 0.50       | 0.06             | ---        |
| 28050  | 1/4"             | 0.72 | 0.69       | 0.15             | ---        |
| 28051  | 3/8"             | 0.81 | 0.81       | 0.18             | ---        |
| 28052  | 1/2"             | 1.00 | 1.00       | 0.34             | ---        |

C7 105 102AF 102B

### COUPLING

SAE# 130138



103

| PART # | THREAD SIZE NPTF | A    | HEX  | APPROX. WT. LBS. | LIST PRICE |
|--------|------------------|------|------|------------------|------------|
| 28057  | 1/16"            | 0.75 | 0.44 | 0.02             | ---        |
| 28058L | 1/8"             | 0.75 | 0.50 | 0.02             | ---        |
| 28058  | 1/8"             | 0.75 | 0.56 | 0.03             | ---        |
| 28059L | 1/4"             | 0.88 | 0.63 | 0.03             | ---        |
| 28059  | 1/4"             | 1.12 | 0.75 | 0.09             | ---        |
| 28060L | 3/8"             | 1.00 | 0.81 | 0.06             | ---        |
| 28060  | 3/8"             | 1.12 | 0.87 | 0.10             | ---        |
| 28061L | 1/2"             | 1.19 | 0.93 | 0.09             | ---        |
| 28061  | 1/2"             | 1.50 | 1.06 | 0.19             | ---        |
| 28062L | 3/4"             | 1.19 | 1.25 | 0.18             | ---        |
| 28062  | 3/4"             | 1.53 | 1.25 | 0.24             | ---        |
| 28063  | 1"               | 1.89 | 1.50 | .357             | ---        |

207P 371 3300 103AH 103B


DIMENSION DATA CAN CHANGE WITHOUT NOTICE. PLEASE CHECK WHEN DIMENSIONS ARE CRITICAL.

**WARNING:** This product can expose you to chemicals, including lead, which are known to the State of California to cause cancer and birth defects or other reproductive harm. For more information, visit [www.P65Warnings.ca.gov](http://www.P65Warnings.ca.gov)

BRASS

**PIPE**

## BRASS FITTINGS

**REDUCING COUPLING**

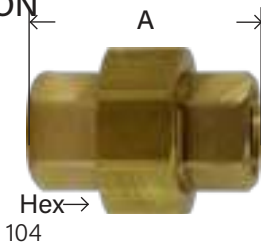
119

SAE# 130138

\*Not to SAE specs

| PART # | THREAD SIZE NPTF | A    | HEX  | APPROX. WT. LBS. | LIST PRICE |
|--------|------------------|------|------|------------------|------------|
| 28181L | 1/4" x 1/8"      | 0.94 | 0.62 | 0.04             | ---        |
| 28181  | 1/4" x 1/8"      | 0.97 | 0.75 | 0.08             | ---        |
| 28182  | 3/8" x 1/8"      | 0.94 | 0.87 | 0.10             | ---        |
| 28182L | 3/8" x 1/8"      |      |      |                  |            |
| 28183L | 3/8" x 1/4"      | 1.00 | 0.81 | 0.06             | ---        |
| 28183  | 3/8" x 1/4"      | 1.16 | 0.87 | 0.12             | ---        |
| 28180* | 1/2" x 1/8"      | 1.19 | 0.93 | 0.15             | ---        |
| 28184L | 1/2" x 1/4"      | 1.11 | 1.00 | 0.10             | ---        |
| 28184  | 1/2" x 1/4"      | 1.28 | 1.06 | 0.20             | ---        |
| 28185L | 1/2" x 3/8"      | 1.19 | 0.93 | 0.10             | ---        |
| 28185  | 1/2" x 3/8"      | 1.38 | 1.06 | 0.20             | ---        |
| 28186  | 3/4" x 1/8"      |      |      |                  |            |
| 28187  | 3/4" x 1/4"      | 1.19 | 1.19 | 0.17             | ---        |
| 28188* | 3/4" x 3/8"      | 1.32 | 1.37 | 0.20             | ---        |
| 28189* | 3/4" x 1/2"      | 1.19 | 1.18 | 0.14             | ---        |
| 28178  | 1" x 1/2"        | 1.50 | 1.56 | 0.41             | ---        |
| 28179  | 1" x 3/4"        | 1.56 | 1.56 | 0.39             | ---        |

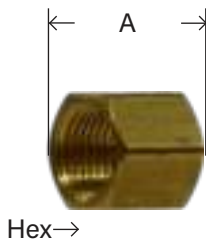
377 3300 208P 108 119B 119AH

**UNION**

104

| PART # | THREAD SIZE NPTF | A    | HEX  | APPROX. WT. LBS. | LIST PRICE |
|--------|------------------|------|------|------------------|------------|
| 28067  | 1/8"             | 1.25 | 0.94 | 0.13             | ---        |
| 28068  | 1/4"             | 1.31 | 1.06 | 0.18             | ---        |
| 28069  | 3/8"             | 1.75 | 1.25 | 0.33             | ---        |
| 28070  | 1/2"             | 1.79 | 1.56 | 0.50             | ---        |
| 28071  | 3/4"             | 1.96 | 1.68 | 0.47             | ---        |

3250 212P 104A 104B

**CAP**

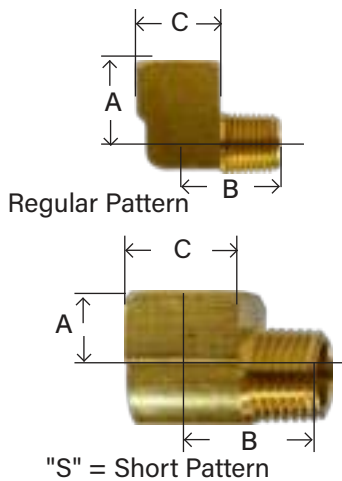
108

| PART # | THREAD SIZE NPTF | A    | HEX  | APPROX. WT. LBS. | LIST PRICE |
|--------|------------------|------|------|------------------|------------|
| 28075  | 1/8"             | 0.47 | 0.56 | 0.03             | ---        |
| 28076  | 1/4"             | 0.60 | 0.68 | 0.04             | ---        |
| 28077  | 3/8"             | 0.69 | 0.81 | 0.06             | ---        |
| 28078  | 1/2"             | 0.78 | 0.93 | 0.08             | ---        |
| 28079  | 3/4"             | 0.94 | 1.25 | 0.16             | ---        |
| 28080  | 1"               | 1.13 | 1.50 | 0.23             | ---        |

3129 213P 23129 108A 108B

**90° STREET ELBOW**

SAE# 130239



116

| PART # | THREAD SIZE NPTF | A    | B    | C     | APPROX. WT. LBS. | LIST PRICE |
|--------|------------------|------|------|-------|------------------|------------|
| 28161  | 1/16"            | 0.69 | 0.60 | 0.47  | 0.04             | ---        |
| 28156  | 1/8"             | 0.48 | 0.66 | 0.56  | 0.05             | ---        |
| 28156S | 1/8" short       | 0.34 | 0.57 | 0.50  | 0.03             | ---        |
| 28157  | 1/4"             | 0.72 | 0.91 | 0.735 | 0.09             | ---        |
| 28157S | 1/4" short       | 0.45 | 0.78 | 0.68  | 0.07             | ---        |
| 28158  | 3/8"             | 0.78 | 0.97 | 0.81  | 0.16             | ---        |
| 28158S | 3/8"             |      |      |       |                  |            |
| 28159  | 1/2"             | 1.03 | 1.25 | 1.00  | 0.33             | ---        |
| 28159S | 1/2"             |      |      |       |                  |            |
| 28160  | 3/4"             | 1.12 | 1.38 | 1.25  | 0.52             | ---        |

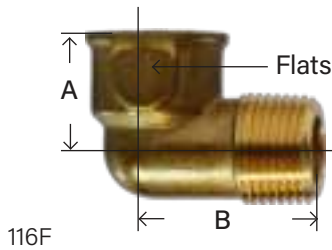
2202P 304 115 202 3400 116A

**WARNING:** This product can expose you to chemicals, including lead, which are known to the State of California to cause cancer and birth defects or other reproductive harm. For more information, visit [www.P65Warnings.ca.gov](http://www.P65Warnings.ca.gov)

# PIPE

## BRASS FITTINGS

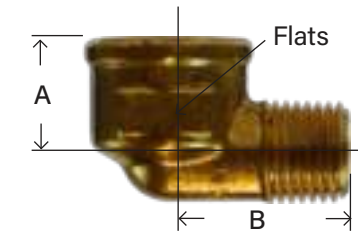
### FORGED 90° STREET ELBOW



| PART # | THREAD SIZE NPTF | A    | B    | WRENCH FLATS | APPROX. WT. LBS. | LIST PRICE |
|--------|------------------|------|------|--------------|------------------|------------|
| 28165  | 1/8"             | 0.61 | 0.85 | 0.62         | 0.06             | ---        |
| 28166  | 1/4"             | 0.50 | 0.86 | 0.72         | 0.08             | ---        |
| 28167  | 3/8"             | 0.70 | 1.00 | 0.88         | 0.10             | ---        |
| 28168  | 1/2"             | 0.96 | 1.43 | 1.00         | 0.20             | ---        |
| 28169  | 3/4"             | 0.90 | 1.40 | 1.25         | 0.25             | ---        |

5E8 1202P 116AF 116B

### FORGED REDUCING 90° STREET ELBOW

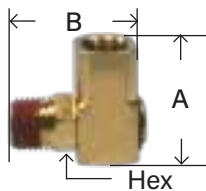


\*Barstock

| PART #  | THREAD SIZE NPTF FXM | A    | B    | WRENCH FLATS | APPROX. WT. LBS. | LIST PRICE |
|---------|----------------------|------|------|--------------|------------------|------------|
| 28259*  | 1/8" x 1/16"         |      |      |              |                  | ---        |
| 28260   | 1/8" x 1/4"          | 0.50 | 0.87 | 0.71         | 0.08             | ---        |
| 28261B* | 1/4" x 1/8"          | 0.53 | 0.72 | 0.69         | 0.07             | ---        |
| 28261   | 1/4" x 1/8"          | 0.50 | 0.81 | 0.72         | 0.06             | ---        |
| 28262   | 1/4" x 3/8"          | 0.93 | 1.06 | 0.59         | 0.12             | ---        |
| 28263   | 3/8" x 1/4"          | 0.58 | 0.94 | 0.81         | 0.07             | ---        |
| 28264   | 3/8" x 1/2"          | 0.97 | 1.36 | 1.00         | 0.28             | ---        |
| 28265   | 1/2" x 3/8"          | 0.96 | 1.37 | 1.00         | 0.22             | ---        |
| 28265B* | 1/2" x 3/8"          | 1.03 | 1.11 | 1.00         | 0.24             | ---        |

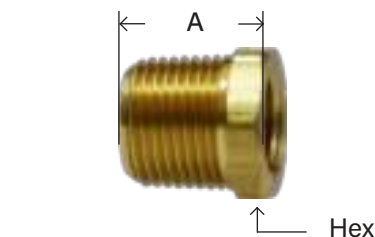
### PIPE SWIVEL 90° STREET ELBOW

• Burst Pressure 1,200 PSI • Working Pressure 300 PSI



| PART # | MIP XFIP THREAD SIZE NPTF | A    | B    | HEX  | APPROX. WT. LBS. | LIST PRICE |
|--------|---------------------------|------|------|------|------------------|------------|
| 28430  | 1/4"                      | 1.18 | 1.25 | .625 | 0.22             | ---        |

### HEX BUSHING



SAE# 130140

| PART # | THREAD SIZE NPTF MXF | A    | HEX  | APPROX. WT. LBS. | LIST PRICE |
|--------|----------------------|------|------|------------------|------------|
| 28101  | 1/8" x 1/16"         |      |      |                  |            |
| 28102L | 1/4" x 1/8"          | 0.62 | 0.56 | 0.02             | ---        |
| 28102  | 1/4" x 1/8"          | 0.75 | 0.56 | 0.04             | ---        |
| 28103  | 3/8" x 1/8"          | 0.75 | 0.68 | 0.05             | ---        |
| 28104L | 3/8" x 1/4"          | 0.69 | 0.68 | 0.03             | ---        |
| 28104  | 3/8" x 1/4"          | 0.75 | 0.75 | 0.05             | ---        |
| 28105L | 1/2" x 1/8"          | 0.81 | 0.81 | 0.08             | ---        |
| 28105  | 1/2" x 1/8"          | 1.00 | 0.87 | 0.10             | ---        |
| 28106L | 1/2" x 1/4"          | 0.81 | 0.81 | 0.08             | ---        |
| 28106  | 1/2" x 1/4"          | 1.00 | 0.87 | 0.11             | ---        |
| 28107L | 1/2" x 3/8"          | 0.81 | 0.81 | 0.05             | ---        |
| 28107  | 1/2" x 3/8"          | 1.00 | 0.87 | 0.10             | ---        |
| 28108  | 3/4" x 1/8"          | 0.94 | 1.06 | 0.20             | ---        |
| 28109L | 3/4" x 1/4"          | 0.94 | 1.06 | 0.18             | ---        |
| 28109  | 3/4" x 1/4"          |      |      |                  |            |
| 28110L | 3/4" x 3/8"          | 0.94 | 1.06 | 0.15             | ---        |
| 28110  | 3/4" x 3/8"          |      |      |                  |            |
| 28111L | 3/4" x 1/2"          | 0.94 | 1.06 | 0.11             | ---        |
| 28111  | 3/4" x 1/2"          | 1.00 | 1.12 | 0.14             | ---        |
| 28091  | 1" x 1/8"            | 1.15 | 1.37 | 0.29             | ---        |
| 28112  | 1" x 1/4"            | 1.15 | 1.37 | 0.32             | ---        |
| 28113  | 1" x 3/8"            | 1.12 | 1.37 | 0.30             | ---        |
| 28114  | 1" x 1/2"            | 1.31 | 1.44 | 0.29             | ---        |
| 28115  | 1" x 3/4"            | 1.31 | 1.37 | 0.20             | ---        |

373 3220 209P 110A 110B

**WARNING:** This product can expose you to chemicals, including lead, which are known to the State of California to cause cancer and birth defects or other reproductive harm. For more information, visit [www.P65Warnings.ca.gov](http://www.P65Warnings.ca.gov)

BRASS

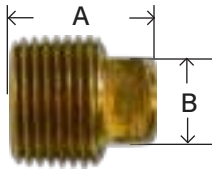
**PIPE****BRASS FITTINGS****FACE BUSHING**

110F

| PART # | THREAD SIZE<br>NPTF MXF | A    | APPROX.<br>WT. LBS. | LIST PRICE |
|--------|-------------------------|------|---------------------|------------|
| 28121  | 1/4" x 1/8"             | 0.45 | 0.01                | ---        |
| 28122  | 3/8" x 1/8"             | 0.50 | 0.03                | ---        |
| 28116  | 3/8" x 1/4"             | 0.50 | 0.02                | ---        |
| 28090  | 1/2" x 1/8"             | 0.56 | 0.06                | ---        |
| 28128  | 1/2" x 1/4"             | 0.56 | 0.05                | ---        |
| 28117  | 1/2" x 3/8"             | 0.56 | 0.03                | ---        |
| 28129  | 3/4" x 1/4"             | 0.62 | 0.11                | ---        |
| 28130  | 3/4" x 3/8"             | 0.62 | 0.08                | ---        |
| 28118  | 3/4" x 1/2"             | 0.64 | 0.03                | ---        |
| 28120  | 1" x 1/2"               | 0.75 | 0.11                | ---        |
| 28119  | 1" x 3/4"               | 0.77 | 0.10                | ---        |

**SQUARE HEAD PLUG**

1/8 - 1/2 Solid



109

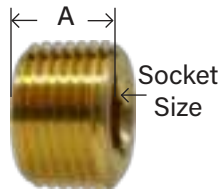
| PART #  | THREAD SIZE<br>NPTF | A    | B    | APPROX.<br>WT. LBS. | LIST PRICE |
|---------|---------------------|------|------|---------------------|------------|
| 28084   | 1/8"                | 0.58 | 0.27 | 0.02                | ---        |
| 28085   | 1/4"                | 0.80 | 0.37 | 0.03                | ---        |
| 28086   | 3/8"                | 0.80 | 0.43 | 0.06                | ---        |
| 28087   | 1/2"                | 1.07 | 0.55 | 0.13                | ---        |
| 28088** | 3/4"                | 1.09 | 0.61 | 0.20                | ---        |
| 28089** | 1"                  | 1.24 | 0.81 | 0.35                | ---        |

\*\* Cored

3151 211P 109A 109B

**COUNTERSUNK HEX PLUG**

3/4" taper thread



109AL

| PART # | THREAD SIZE<br>NPTF | A    | SOCKET SIZE | APPROX.<br>WT. LBS. | LIST PRICE |
|--------|---------------------|------|-------------|---------------------|------------|
| 28092  | 1/16"               | 0.30 | 0.12        | 0.01                | ---        |
| 28093  | 1/8"                | 0.30 | 0.18        | 0.01                | ---        |
| 28094  | 1/4"                | 0.45 | 0.26        | 0.02                | ---        |
| 28095  | 3/8"                | 0.45 | 0.31        | 0.03                | ---        |
| 28096  | 1/2"                | 0.61 | 0.39        | 0.05                | ---        |
| 28097  | 3/4"                | 0.62 | 0.56        | 0.10                | ---        |

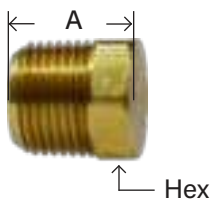
3153 219P 109CS 118

**SLOTTED-HEAD PLUG**

117

| PART # | THREAD SIZE<br>NPTF | A    | APPROX.<br>WT. LBS. | LIST PRICE |
|--------|---------------------|------|---------------------|------------|
| 28174  | 1/8"                | 0.31 | 0.01                | ---        |
| 28175  | 1/4"                | 0.42 | 0.02                | ---        |
| 28176  | 3/8"                | 0.45 | 0.05                | ---        |

220P 3150 117A 117B

**CORED HEX PLUGS**

121

| PART # | THREAD SIZE<br>NPTF | A    | HEX  | APPROX.<br>WT. LBS. | LIST PRICE |
|--------|---------------------|------|------|---------------------|------------|
| 28200  | 1/16"               | 0.48 | 0.38 | 0.01                | ---        |
| 28201  | 1/8"                | 0.55 | 0.43 | 0.01                | ---        |
| 28202  | 1/4"                | 0.62 | 0.56 | 0.02                | ---        |
| 28203  | 3/8"                | 0.72 | 0.68 | 0.06                | ---        |
| 28204  | 1/2"                | 0.81 | 0.87 | 0.09                | ---        |
| 28205  | 3/4"                | 0.94 | 1.06 | 0.16                | ---        |
| 28206  | 1"                  | 1.16 | 1.37 | 0.28                | ---        |

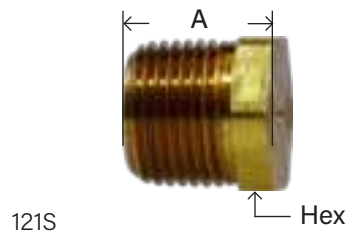
218P 3152 121A 103 121B PPH 218P

**WARNING:** This product can expose you to chemicals, including lead, which are known to the State of California to cause cancer and birth defects or other reproductive harm. For more information, visit [www.P65Warnings.ca.gov](http://www.P65Warnings.ca.gov)

# PIPE

## BRASS FITTINGS

### SOLID HEX HEAD PLUGS



| PART # | THREAD SIZE NPTF | A    | HEX  | APPROX. WT. LBS. | LIST PRICE |
|--------|------------------|------|------|------------------|------------|
| 28201S | 1/8"             | 0.55 | 0.43 | 0.02             | ---        |
| 28202S | 1/4"             | 0.75 | 0.56 | 0.05             | ---        |
| 28203S | 3/8"             | 0.66 | 0.68 | 0.07             | ---        |
| 28204S | 1/2"             | 0.81 | 0.87 | 0.12             | ---        |
| 28205S | 3/4"             | 0.92 | 1.06 | 0.24             | ---        |
| 28206S | 1"               | 1.00 | 1.31 | 0.38             | ---        |

121AS

### LOCKNUT


- Jam Nuts
- Straight pipe thread



| PART # | THREAD SIZE NPSL | HEX   | THICKNESS | APPROX. WT. LBS. | LIST PRICE |
|--------|------------------|-------|-----------|------------------|------------|
| 28123  | 1/8"             | 0.68  | 0.19      | 0.02             | ---        |
| 28124  | 1/4"             | 0.87  | 0.25      | 0.04             | ---        |
| 28125  | 3/8"             | 1.00  | 0.31      | 0.04             | ---        |
| 28126  | 1/2"             | 1.125 | 0.25      | 0.04             | ---        |
| 28127  | 3/4"             | 1.38  | 0.38      | 0.09             | ---        |

210P 21102 111A 111B

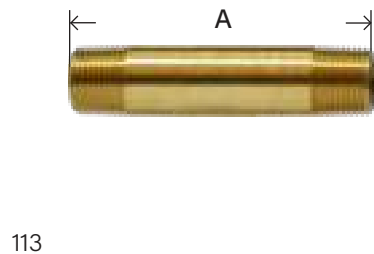
### CLOSE NIPPLE



| PART # | THREAD SIZE NPTF | A    | APPROX. WT. LBS. | LIST PRICE |
|--------|------------------|------|------------------|------------|
| 28131  | 1/8"             | 0.75 | 0.01             | ---        |
| 28132  | 1/4"             | 0.88 | 0.02             | ---        |
| 28133  | 3/8"             | 1.00 | 0.05             | ---        |
| 28134  | 1/2"             | 1.12 | 0.06             | ---        |
| 28135  | 3/4"             | 1.31 | 0.11             | ---        |
| 28496  | 1"               |      |                  | ---        |

165 215PN 3326 112A 112B

### LONG NIPPLE



- NOTE: For longer lengths and larger diameters, see our red brass nipples section.




| PART # | THREAD SIZE NPTF | A LENGTH | APPROX. WT. LBS. | LIST PRICE |
|--------|------------------|----------|------------------|------------|
| 28140  | 1/8"             | 1.50     | 0.03             | ---        |
| 28141  | 1/8"             | 2.00     | 0.04             | ---        |
| 28142  | 1/8"             | 2.50     | 0.06             | ---        |
| 28143  | 1/8"             | 3.00     | 0.06             | ---        |
| 28475  | 1/8"             | 3.50     | 0.07             | ---        |
| 28476  | 1/8"             | 4.00     |                  |            |
| 28144  | 1/4"             | 1.50     | 0.03             | ---        |
| 28145  | 1/4"             | 2.00     | 0.05             | ---        |
| 28146  | 1/4"             | 2.50     | 0.08             | ---        |
| 28147  | 1/4"             | 3.00     | 0.10             | ---        |
| 28481  | 1/4"             | 3.50     | 0.12             | ---        |
| 28482  | 1/4"             | 4.00     |                  |            |
| 28148  | 3/8"             | 1.50     | 0.06             | ---        |
| 28149  | 3/8"             | 2.00     | 0.10             | ---        |
| 28150  | 3/8"             | 2.50     | 0.10             | ---        |
| 28151  | 3/8"             | 3.00     | 0.13             | ---        |
| 28487  | 3/8"             | 3.50     | 0.17             | ---        |
| 28488  | 3/8"             | 4.00     |                  |            |
| 28152  | 1/2"             | 1.50     | 0.08             | ---        |
| 28153  | 1/2"             | 2.00     | 0.12             | ---        |
| 28154  | 1/2"             | 2.50     | 0.16             | ---        |
| 28155  | 1/2"             | 3.00     | 0.20             | ---        |
| 28493  | 1/2"             | 3.50     | 0.24             | ---        |
| 28136  | 3/4"             | 1.50     | 0.12             | ---        |
| 28497  | 3/4"             | 2.00     | 0.18             | ---        |
| 28498  | 3/4"             | 2.50     | 0.23             | ---        |
| 28499  | 3/4"             | 3.00     | 0.28             | ---        |

113B 113A 166 3327, 3328, 3329, 3330 3331 215PNL

WARNING: This product can expose you to chemicals, including lead, which are known to the State of California to cause cancer and birth defects or other reproductive harm. For more information, visit [www.P65Warnings.ca.gov](http://www.P65Warnings.ca.gov)

BRASS


**PIPE****BRASS FITTINGS****HEX NIPPLE**

122

SAE# 130137

| PART # | THREAD SIZE NPTF | A    | HEX  | APPROX. WT. LBS. | LIST PRICE |
|--------|------------------|------|------|------------------|------------|
| 28210  | 1/16"            | 0.97 | 0.38 | 0.02             | ---        |
| 28211L | 1/8"             | 0.91 | 0.43 | 0.02             | ---        |
| 28211  | 1/8"             | 0.97 | 0.43 | 0.03             | ---        |
| 28212L | 1/4"             | 1.12 | 0.56 | 0.04             | ---        |
| 28212  | 1/4"             | 1.38 | 0.56 | 0.06             | ---        |
| 28213L | 3/8"             | 1.25 | 0.68 | 0.07             | ---        |
| 28213  | 3/8"             | 1.41 | 0.68 | 0.07             | ---        |
| 28214L | 1/2"             | 1.50 | 0.87 | 0.11             | ---        |
| 28214  | 1/2"             | 1.81 | 0.87 | 0.17             | ---        |
| 28215L | 3/4"             | 1.55 | 1.07 | 0.17             | ---        |
| 28215  | 3/4"             | 1.96 | 1.13 | 0.23             | ---        |
| 28216L | 1"               | 1.75 | 1.39 | 0.22             | ---        |
| 28216  | 1"               | 2.30 | 1.37 | 0.43             | ---        |

216P 3325 379 122AH 122B

**REDUCING HEX NIPPLE**

123

SAE# 130137

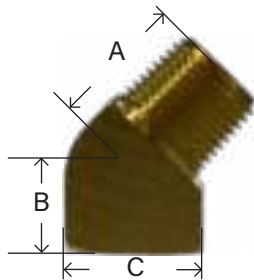
| PART # | THREAD SIZE NPTF | A    | HEX  | APPROX. WT. LBS. | LIST PRICE |
|--------|------------------|------|------|------------------|------------|
| 28218  | 1/8" x 1/16"     | 1.00 | 0.56 | 0.05             | ---        |
| 28220L | 1/4" x 1/8"      | 1.00 | 0.56 | 0.04             | ---        |
| 28220  | 1/4" x 1/8"      | 1.19 | 0.56 | 0.04             | ---        |
| 28221L | 3/8" x 1/8"      | 1.11 | 0.68 | 0.06             | ---        |
| 28221  | 3/8" x 1/8"      | 1.22 | 0.68 | 0.07             | ---        |
| 28222L | 3/8" x 1/4"      | 1.19 | 0.68 | 0.06             | ---        |
| 28222  | 3/8" x 1/4"      | 1.41 | 0.68 | 0.07             | ---        |
| 28223L | 1/2" x 1/4"      | 1.34 | 0.87 | 0.09             | ---        |
| 28223  | 1/2" x 1/4"      | 1.62 | 0.87 | 0.12             | ---        |
| 28224L | 1/2" x 3/8"      | 1.41 | 0.87 | 0.11             | ---        |
| 28224  | 1/2" x 3/8"      | 1.62 | 0.87 | 0.12             | ---        |
| 28225L | 3/4" x 1/2"      | 1.81 | 1.06 | 0.19             | ---        |
| 28225  | 3/4" x 1/2"      | 1.50 | 1.06 | 0.15             | ---        |
| 28227  | 1" x 3/4"        | 2.31 | 1.38 | 0.38             | ---        |

216P 3325 379 122AH 122B

**45° STREET ELBOW**

SAE# 130339

124

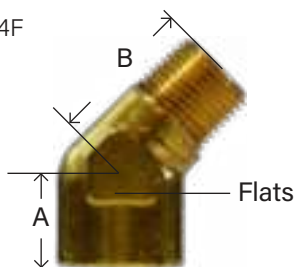


| PART # | THREAD SIZE NPTF | B    | A    | C    | APPROX. WT. LBS. | LIST PRICE |
|--------|------------------|------|------|------|------------------|------------|
| 28230  | 1/8"             | 0.38 | 0.50 | 0.56 | 0.03             | ---        |
| 28231  | 1/4"             | 0.56 | 0.72 | 0.68 | 0.09             | ---        |
| 28232  | 3/8"             | 0.56 | 0.78 | 0.81 | 0.12             | ---        |
| 28233  | 1/2"             | 0.75 | 1.00 | 1.00 | 0.20             | ---        |
| 28234  | 3/4"             | 0.75 | 1.06 | 1.25 | 0.34             | ---        |

306 3350 2214P 224

**450 FORGED STREET ELBOW**

124F



| PART # | THREAD SIZE NPTF | A    | B    | WRENCH FLATS | APPROX. WT. LBS. | LIST PRICE |
|--------|------------------|------|------|--------------|------------------|------------|
| 28238  | 1/8"             | 0.63 | 0.81 | 0.56         | 0.05             | ---        |
| 28239  | 1/4"             | 0.63 | 1.06 | 0.81         | 0.11             | ---        |
| 28240  | 3/8"             | 0.72 | 1.06 | 0.93         | 0.17             | ---        |

45E8 124B

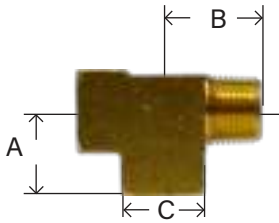
**WARNING:** This product can expose you to chemicals, including lead, which are known to the State of California to cause cancer and birth defects or other reproductive harm. For more information, visit [www.P65Warnings.ca.gov](http://www.P65Warnings.ca.gov)

# PIPE

## BRASS FITTINGS

### STREET TEE/ SERVICE TEE/ MALE RUN TEE

SAE# 130424

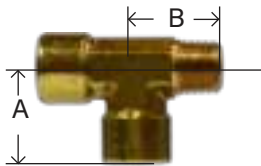


127

| PART # | THREAD SIZE NPTF | A    | B    | C    | APPROX. WT. LBS. | LIST PRICE |
|--------|------------------|------|------|------|------------------|------------|
| 28245  | 1/8"             | 0.55 | 0.66 | 0.56 | 0.08             | ---        |
| 28246  | 1/4"             | 0.78 | 0.91 | 0.68 | 0.17             | ---        |
| 28247  | 3/8"             | 0.84 | 0.97 | 0.81 | 0.22             | ---        |
| 28248  | 1/2"             | 1.09 | 1.25 | 1.00 | 0.40             | ---        |
| 28249  | 3/4"             | 1.16 | 1.39 | 1.25 | 0.60             | ---        |

225 2225P 3750 326 225 127A

### FORGED STREET TEE



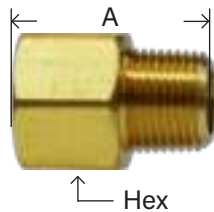
127F

| PART # | THREAD SIZE NPTF | A    | B    | BODY WIDTH | APPROX. WT. LBS. | LIST PRICE |
|--------|------------------|------|------|------------|------------------|------------|
| 28253  | 1/8"             | 0.56 | 0.75 | 0.50       | 0.05             | ---        |
| 28254  | 1/4"             | 1.03 | 1.00 | 0.46       | 0.13             | ---        |
| 28255  | 3/8"             | 1.19 | 1.09 | 0.68       | 0.24             | ---        |
| 28256  | 1/2"             | 1.52 | 1.40 | 0.88       | 0.45             | ---        |

107 T8 127B

### EXTENDER ADAPTER

SAE# 130139



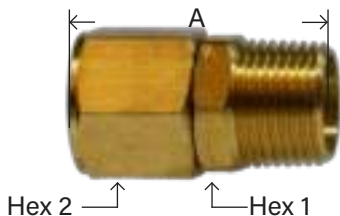
120

| PART # | THREAD SIZE NPTF FXM | A    | HEX  | APPROX. WT. LBS. | LIST PRICE |
|--------|----------------------|------|------|------------------|------------|
| 28190L | 1/8" x 1/8"          | 0.83 | 0.50 | 0.03             | ---        |
| 28190  | 1/8" x 1/8"          | 0.88 | 0.56 | 0.04             | ---        |
| 28191L | 1/4" x 1/8"          | 0.94 | 0.62 | 0.04             | ---        |
| 28191  | 1/4" x 1/8"          | 1.06 | 0.75 | 0.07             | ---        |
| 28192L | 1/4" x 1/4"          | 1.00 | 0.62 | 0.04             | ---        |
| 28192  | 1/4" x 1/4"          | 1.25 | 0.75 | 0.07             | ---        |
| 28198  | 3/8" x 1/8"          | 1.00 | 0.81 | 0.06             | ---        |
| 28193L | 3/8" x 1/4"          | 1.12 | 0.81 | 0.08             | ---        |
| 28193  | 3/8" x 1/4"          | 1.25 | 0.87 | 0.09             | ---        |
| 28194L | 3/8" x 3/8"          | 1.24 | 0.81 | 0.10             | ---        |
| 28194  | 3/8" x 3/8"          | 1.25 | 0.87 | 0.11             | ---        |
| 28197  | 1/2" x 1/8"          | 1.09 | 0.94 | 0.07             | ---        |
| 28199  | 1/2" x 1/4"          | 1.46 | 1.06 | 0.08             | ---        |
| 28199L | 1/2" x 1/4"          |      |      |                  |            |
| 28195L | 1/2" x 3/8"          | 1.19 | 0.93 | 0.09             | ---        |
| 28195  | 1/2" x 3/8"          | 1.47 | 1.06 | 0.18             | ---        |
| 28196L | 1/2" x 1/2"          | 1.25 | 0.94 | 0.10             | ---        |
| 28196  | 1/2" x 1/2"          | 1.66 | 1.06 | 0.12             | ---        |
| 28207  | 3/4" x 3/8"          | 1.59 | 1.25 | 0.26             | ---        |
| 28207L | 3/4" x 3/8"          |      |      |                  |            |
| 28208  | 3/4" x 1/2"          | 1.69 | 1.37 | 0.14             | ---        |
| 28208L | 3/4" x 1/2"          | 1.22 | 1.25 | 0.13             | ---        |
| 28209  | 3/4" x 3/4"          | 1.69 | 1.37 | 0.34             | ---        |
| 28229  | 1" x 3/4"            |      |      |                  |            |

375 222P 3200 R1 120AH 120B

### PIPE SWIVEL ADAPTER

\*300 PSI all sizes



### Male NPT x Female NPT

- 360° Turning
- Swivels



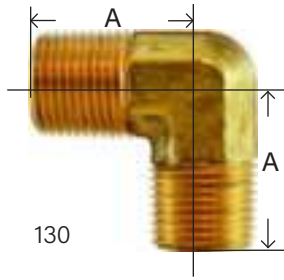
| PART # | THREAD SIZE NPTF FXM | A    | HEX 1 | HEX 2 | APPROX. WT. LBS. | LIST PRICE |
|--------|----------------------|------|-------|-------|------------------|------------|
| 28424  | 1/8"                 | 1.10 | 0.43  | 0.50  | 0.05             | ---        |
| 28425  | 1/4"                 | 1.34 | 0.56  | 0.62  | 0.06             | ---        |
| 28426  | 3/8"                 | 1.36 | 0.68  | 0.75  | 0.08             | ---        |
| 28427  | 1/2"                 | 1.87 | 0.87  | 0.95  | 0.10             | ---        |

| PART # | SIZE | LIST PRICE |
|--------|------|------------|
| 320061 | 1/4  | ---        |

344R 3183

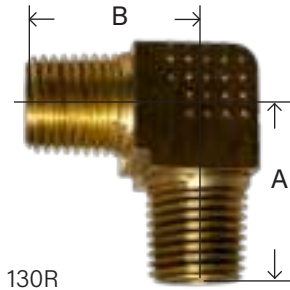
WARNING: This product can expose you to chemicals, including lead, which are known to the State of California to cause cancer and birth defects or other reproductive harm. For more information, visit [www.P65Warnings.ca.gov](http://www.P65Warnings.ca.gov)

BRASS

**PIPE****BRASS FITTINGS****FORGED 90° MALE ELBOW**

| PART # | THREAD SIZE NPTF | A    | BODY WIDTH | APPROX. WT. LBS. | LIST PRICE |
|--------|------------------|------|------------|------------------|------------|
| 28266  | 1/8"             | 0.79 | 0.38       | 0.04             | ---        |
| 28267  | 1/4"             | 0.87 | 0.45       | 0.06             | ---        |
| 28268  | 3/8"             | 1.06 | 0.59       | 0.12             | ---        |
| 28269  | 1/2"             | 1.38 | 0.78       | 0.21             | ---        |

LE5 3455 116AMF

**BARSTOCK 90° MALE ELBOW**

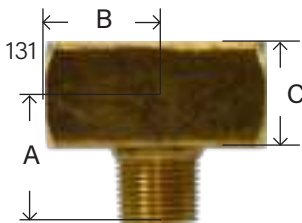
| PART # | THREAD SIZE NPTF | A    | BODY WIDTH | APPROX. WT. LBS. | LIST PRICE |
|--------|------------------|------|------------|------------------|------------|
| 28266B | 1/8"             | 0.69 | 0.56       | 0.08             | ---        |
| 28267B | 1/4"             | 0.95 | 0.59       | 0.09             | ---        |
| 28268B | 3/8"             | 1.01 | 0.71       | 0.15             | ---        |
| 28269B | 1/2"             | 1.40 | 1.00       | 0.38             | ---        |
| 28270B | 3/4"             | 1.50 | 1.25       | 0.55             | ---        |
| 28276B | 1/2" x 3/8"      | 1.12 | 1.00       | 0.35             | ---        |

**FORGED 90° MALE REDUCING ELBOW**

| PART # | THREAD SIZE NPTF | A    | B    | BODY WIDTH | APPROX. WT. LBS. | LIST PRICE |
|--------|------------------|------|------|------------|------------------|------------|
| 28274  | 1/4" x 1/8"      | 0.88 | 0.78 | 0.47       | 0.06             | ---        |
| 28275  | 3/8" x 1/4"      | 0.90 | 0.90 | 0.46       | 0.06             | ---        |
| 28276  | 1/2" x 3/8"      | 1.12 | 1.00 | 0.59       | 0.12             | ---        |

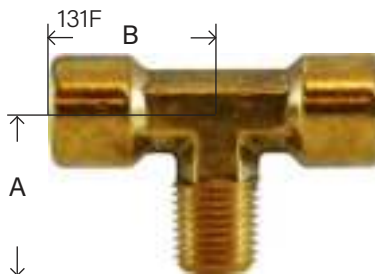
**MALE BRANCH TEE**

SAE# 130425



| PART # | THREAD SIZE NPTF | A    | B    | C    | APPROX. WT. LBS. | LIST PRICE |
|--------|------------------|------|------|------|------------------|------------|
| 28281  | 1/8"             | 0.66 | 0.55 | 0.56 | 0.08             | ---        |
| 28282  | 1/4"             | 0.91 | 0.78 | 0.68 | 0.15             | ---        |
| 28283  | 3/8"             | 0.97 | 0.84 | 0.81 | 0.22             | ---        |
| 28284  | 1/2"             | 1.25 | 1.09 | 1.00 | 0.40             | ---        |
| 28285  | 3/4"             | 1.38 | 1.16 | 1.25 | 0.62             | ---        |

T9 X106 23601 3600 2224P 226 329 128

**FORGED MALE BRANCH TEE**

| PART # | THREAD SIZE NPTF | A    | B    | BODY WIDTH | APPROX. WT. LBS. | LIST PRICE |
|--------|------------------|------|------|------------|------------------|------------|
| 28281F | 1/8"             | 0.75 | 0.56 | 0.50       | 0.06             | ---        |
| 28282F | 1/4"             | 1.00 | 1.03 | 0.46       | 0.12             | ---        |

T9

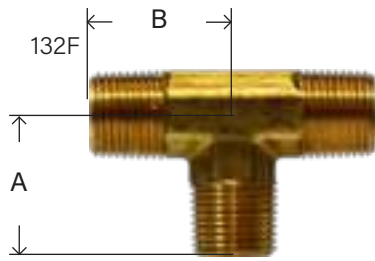
**WARNING:** This product can expose you to chemicals, including lead, which are known to the State of California to cause cancer and birth defects or other reproductive harm. For more information, visit [www.P65Warnings.ca.gov](http://www.P65Warnings.ca.gov)



# PIPE

## BRASS FITTINGS

### FORGED ALL MALE TEE

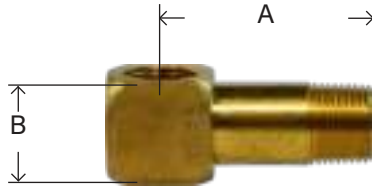


| PART # | THREAD SIZE NPTF | A    | B    | BODY WIDTH | APPROX. WT. LBS. | LIST PRICE |
|--------|------------------|------|------|------------|------------------|------------|
| 28290  | 1/8"             | 0.75 | 0.75 | 0.43       | 0.06             | ---        |
| 28291  | 1/4"             | 0.86 | 0.86 | 0.43       | 0.08             | ---        |
| 28292  | 3/8"             | 1.09 | 1.09 | 0.60       | 0.16             | ---        |
| 28293  | 1/2"             | 1.22 | 1.22 | 0.68       | 0.22             | ---        |
| 28294  | 3/4"             | 1.43 | 1.43 | 0.87       | 0.38             | ---        |

T12 M101

### LONG STREET ELLS


D.O.T. Approved



| PART # | THREAD SIZE NPTF | A        | B    | APPROX. WT. LBS. | LIST PRICE |
|--------|------------------|----------|------|------------------|------------|
| 28440  | 1/8"             | 1-3/16"  | 0.50 | 0.06             | ---        |
| 28441  | 1/8"             | 1-7/16"  | 0.50 | 0.06             | ---        |
| 28442  | 1/8"             | 1-11/16" | 0.50 | 0.06             | ---        |
| 28443  | 1/8"             | 1-7/8"   | 0.50 | 0.16             | ---        |
| 28329  | 1/4"             | 1-7/16"  | 0.75 | 0.14             | ---        |
| 28330  | 1/4"             | 1-11/16" | 0.75 | 0.15             | ---        |
| 28333  | 3/8"             | 1-3/4"   | 0.87 | 0.22             | ---        |


### LONG EXTENSION ADAPTERS

D.O.T. Approved



| PART # | THREAD SIZE NPTF | A        | HEX  | APPROX. WT. LBS. | LIST PRICE |
|--------|------------------|----------|------|------------------|------------|
| 28335  | 1/8"             | 1-1/4"   | 0.50 | 0.04             | ---        |
| 28336  | 1/8"             | 1-3/4"   | 0.50 | 0.05             | ---        |
| 28337  | 1/8"             | 3"       | 0.50 | 0.09             | ---        |
| 28338  | 1/4"             | 1-9/16"  | 0.62 | 0.07             | ---        |
| 28339  | 1/4"             | 1-13/16" | 0.62 | 0.08             | ---        |
| 28340  | 1/4"             | 2-1/16"  | 0.62 | 0.10             | ---        |

### PIPE WYE FIP x MIP



28-295

28-296

| PART # | THREAD SIZE NPT | A    | APPROX. WT. LBS. | LIST PRICE |
|--------|-----------------|------|------------------|------------|
| 28295  | 1/4"            | 1.56 | .15              | ---        |
| 28296  | 1/4 N/P         | 1.4  | .12              | ---        |

### PIPE WYE FIP x FIP - NICKEL PLATED



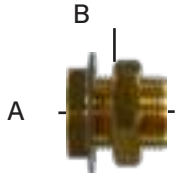
| PART # | THREAD SIZE NPT | A   | APPROX. WT. LBS. | LIST PRICE |
|--------|-----------------|-----|------------------|------------|
| 28298  | 1/4             | 1.4 | .12              | ---        |

**WARNING:** This product can expose you to chemicals, including lead, which are known to the State of California to cause cancer and birth defects or other reproductive harm. For more information, visit [www.P65Warnings.ca.gov](http://www.P65Warnings.ca.gov)

BRASS

**BULKHEAD FITTINGS**

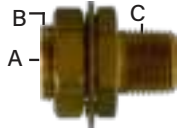
## BRASS FITTINGS

**BULKHEAD / ANCHOR / FRAME COUPLINGS**FEMALE PIPE X  
FEMALE PIPE

| Part #  | Female Pipe | Male Straight | Hole Size | Length (in.) | List Price |
|---------|-------------|---------------|-----------|--------------|------------|
| 28299   | 1/8         | 5/8-18 UNS    | 5/8       | 0.96         | ---        |
| 28300   | 1/8         | 5/8-18 UNS    | 5/8       | 1-1/2        | ---        |
| 28301   | 1/4         | 3/4-16 UNS    | 3/4       | 15/16        | ---        |
| 28302   | 1/4         | 3/4-16 UNS    | 3/4       | 1-1/2        | ---        |
| 28315*  | 1/4         | 3/4-16 UNS    | 3/4       | 1-1/2        | ---        |
| 28303   | 3/8         | 1-14 UNS      | 1         | 1-5/16       | ---        |
| 28304   | 1/2         | 1-1/8-14 UNS  | 1-1/8     | 1-1/2        | ---        |
| 28305   | 1/2         |               |           |              |            |
| 28311   | 3/4         | 1-5/16-12     | 1-5/16    | 1-1/2        | ---        |
| 28316** | 1           | 1-5/8-14      | 1-5/8     | 1.68         | ---        |


\* Same as 28302 except with a larger mounting nut. \*\*Without washer

FEMALE PIPE X MALE PIPE



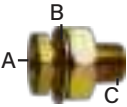
| Part # | A           | B        | C           |         |     |
|--------|-------------|----------|-------------|---------|-----|
| 28317  | 1/4-18 NPTF | 1-14 UNS | 1/2-14 NPTF | 2-1/8   | --- |
| 28318  | 3/8-18 NPTF | 1-14 UNS | 1/2-14 NPTF | 1-11/16 | --- |
| 28319  | 3/8-18 NPTF | 1-14 UNS | 1/2-14 NPTF | 1-29/32 | --- |

FEMALE PIPE X MALE PIPE




| Part # | A           | B        | C           |       |     |
|--------|-------------|----------|-------------|-------|-----|
| 28313  | 1/4-18 NPTF | 1-14 UNS | 1/2-14 NPTF | 2-7/8 | --- |

FEMALE PIPE X MALE PIPE



| Part # | A           | B        | C           |       |     |
|--------|-------------|----------|-------------|-------|-----|
| 28346  | 3/8-18 NPTF | 1-14 UNS | 1/2-14 NPTF | 1-7/8 | --- |
| 28347  | 1/2-14 NPTF | 1-14 UNS | 1/2-14 NPTF | 2-3/8 | --- |

TUBE X FEMALE PIPE



|       |               |             |             |        |     |
|-------|---------------|-------------|-------------|--------|-----|
| 28321 | 1/2-O.D. Tube | 7/8-20 UNCF | 3/8-18 NPTF | 1-5/16 | --- |
| 28322 | 3/8-O.D. Tube | 7/8-20 UNCF | 3/8-18 NPTF | 1-3/8  | --- |

FEMALE PIPE X CLAMPING STUD ELBOW



|       |             |             |             |        |     |
|-------|-------------|-------------|-------------|--------|-----|
| 28348 | 3/8-18 NPTF | 7/8-20 UNEF | 3/8-18 NPTF | 2-5/16 | --- |
|-------|-------------|-------------|-------------|--------|-----|

BRASS MARINE BULKHEAD



|       |              |      |      |      |     |
|-------|--------------|------|------|------|-----|
| 46540 | 5/16 Hose ID | ---- | ---- | 2.37 | --- |
| 46541 | 3/8 Hose ID  | ---- | ---- | 2.37 | --- |

CROSSOVER NUMBERS

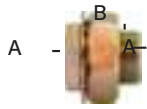
|        |       |         |       |       |           |             |      |         |         |         |         |            |           |       |       |       |       |
|--------|-------|---------|-------|-------|-----------|-------------|------|---------|---------|---------|---------|------------|-----------|-------|-------|-------|-------|
| 28-300 | 207x2 | 129A-A  | 50004 | 55207 |           |             |      |         |         |         | 1495B-A | ACBH207-2  | 207ACBH-2 |       |       |       |       |
| 28-301 | 207X4 | 129AS-B |       | 55611 | S611      | 114-44      | 1345 | 382-44S | 392C-94 |         |         | ACBHS207-4 |           |       |       |       |       |
| 28-302 | 207X4 | 129A-B  | 50005 | 55661 |           | 114B-44     | 1344 | 382-44L | 035081  |         |         | ACBH207-4  | 207ACBH-4 |       | 11306 |       | 90648 |
| 28-303 | 207X6 | 129A-C  | 50006 | 55607 | S661/S607 | 114-66      | 1346 | 382-66  | 035087  |         |         | ACBH207-6  | 207ACBH-6 |       | 11307 | 17709 |       |
| 28-304 | 207X8 | 129A-D  | 50007 | 55807 | S807      | 114-88      | 1351 |         |         |         |         | ACBH207-8  | 207ACBH-8 |       |       |       |       |
| 28-317 |       |         |       | 55615 | S615      | 117-84      |      |         |         |         |         |            |           |       |       |       |       |
| 28-318 |       |         |       | 55620 | S620      |             |      | 381-86S |         |         |         |            |           |       | 11304 |       |       |
| 28-319 |       |         | 50001 |       |           | 115-86      |      |         | 035079  | 1496-DC |         |            |           |       |       |       |       |
| 28-313 |       |         | 50010 | 55600 | S664      | 115-88      | 1342 | 380-84  | 5730    | 035021  |         |            |           | 11300 | 55X6  |       |       |
| 28-346 |       |         | 50013 | 55613 | S613      |             |      |         |         |         |         |            |           |       |       |       |       |
| 28-347 |       |         | 50012 | 55629 | S629      |             |      |         | 035039  |         |         |            |           |       |       |       |       |
| 28-321 |       |         |       |       |           | 391-86/1347 | S608 |         |         |         |         |            |           |       |       |       |       |
| 28-322 |       |         |       |       |           | 391-66      | S609 |         |         |         |         |            |           |       |       |       |       |
| 28-348 |       |         |       | 55616 |           |             |      |         |         |         |         |            |           |       |       |       |       |

**WARNING:** This product can expose you to chemicals, including lead, which are known to the State of California to cause cancer and birth defects or other reproductive harm. For more information, visit [www.P65Warnings.ca.gov](http://www.P65Warnings.ca.gov)

# BULKHEAD FITTINGS


## BRASS FITTINGS

### STEEL BULKHEAD FITTINGS

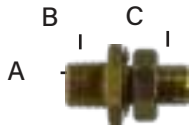


| Part # | A           | B            | C | Length (in.) | List |
|--------|-------------|--------------|---|--------------|------|
| 28306  | 1/4-18 NPTF | 3/4 - 16 UNS |   | 0.94         | ---  |
| 28307  | 1/4-18 NPTF | 3/4 - 16 UNS |   | 1.50         | ---  |
| 28308  | 3/8-18 NPTF | 1 - 14 UNS   |   | 1.31         | ---  |

### FEMALE PIPE X MALE PIPE




|       |             |              |             |      |     |
|-------|-------------|--------------|-------------|------|-----|
| 28309 | 1/4-18 NPTF | 3/4 - 16 UNS | 1/2-14 NPTF | 2.16 | --- |
| 28310 | 1/4-18 NPTF | 3/4 - 16 UNS | 1/2-14 NPTF | 2.53 | --- |




|       |             |              |             |        |     |
|-------|-------------|--------------|-------------|--------|-----|
| 28345 | 1/4-18 NPTF | 3/4 - 16 UNS | 1/2-14 NPTF | 2-5/32 | --- |
|-------|-------------|--------------|-------------|--------|-----|

### FEMALE PIPE X MALE PIPE



|       |             |              |             |         |     |
|-------|-------------|--------------|-------------|---------|-----|
| 28325 | 1/4-18 NPTF | 3/4 - 16 UNS | 1/2-14 NPTF | 1-11/16 | --- |
|-------|-------------|--------------|-------------|---------|-----|



|       |             |          |             |         |     |
|-------|-------------|----------|-------------|---------|-----|
| 28312 | 1/4-18 NPTF | 1-14 UNS | 1/2-14 NPTF | 2.94    | --- |
| 28320 | 1/4-18 NPTF | 1-14 UNS | 1/2-14 NPTF | 3-15/16 | --- |

### STAINLESS STEEL BULKHEAD FITTINGS

- Temperature range: -20F°- 360F°
- Working pressure: 1450 - 2175PSI
- Washers are PA6 Nylon

### BULKHEAD FITTINGS - STAINLESS STEEL 316L NPT (1/8-1/2")



| PART #  | SIZE | HOLE SIZE | HEX   | LENGTH | LIST PRICE |
|---------|------|-----------|-------|--------|------------|
| 28300SS | 1/8" | 0.701     | 0.866 | 0.748  | ---        |
| 28301SS | 1/4" | 0.858     | 1.063 | 0.748  | ---        |
| 28303SS | 3/8" | 1.055     | 1.260 | 1.102  | ---        |
| 28304SS | 1/2" | 1.173     | 1.417 | 1.378  | ---        |

**WARNING:** This product can expose you to chemicals, including lead, which are known to the State of California to cause cancer and birth defects or other reproductive harm. For more information, visit [www.P65Warnings.ca.gov](http://www.P65Warnings.ca.gov)

BRASS

## HOSE BARB BRASS FITTINGS

# HOSE BARB FITTINGS



### • Temperature and Working Pressure Ranges

From -40°F to + 160°F at 150 PSI maximum.

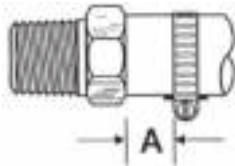
### • Tolerance

+/- .02 on all dimensions. Dimension Data can change without notice. Please call us when dimensions are critical.

**Note:** These fittings are intended for use with hose clamp, similar type clamp or a crimped ferrule.


### • Assembly Instructions

- 1- Cut hose cleanly and squarely to length.
- 2- Slide clamp on hose.
- 3- Lubricate hose. Push hose on fitting until hose bottoms against stop ring or hex.
- 4- Position hose clamp as shown below and secure with a screwdriver or wrench. Maintain "A" dimension noted below for proper clamp positioning.



| Hose Size | A    |
|-----------|------|
| 3/16"     | 1/4" |
| 1/4"      | 1/4" |
| 5/16"     | 1/4" |
| 3/8"      | 1/8" |
| 1/2"      | 1/8" |
| 5/8"      | 1/8" |
| 3/4"      | 1/8" |

Actual Profile of Hose Barbs




**WARNING:** This product can expose you to chemicals, including lead, which are known to the State of California to cause cancer and birth defects or other reproductive harm. For more information, visit [www.P65Warnings.ca.gov](http://www.P65Warnings.ca.gov)

# HOSE BARB

## BRASS FITTINGS

### RIGID MALE ADAPTER

- These are not Lead Free



29  
129

| PART # | HOSE I.D. X MALE NPTF | A    | B    | HEX  | APPROX. WT. LBS. | LIST PRICE |
|--------|-----------------------|------|------|------|------------------|------------|
| 32950  | 1/16" x 10/32"        | 0.90 | 0.45 | 0.38 | 0.01             | ---        |
| 32951  | 1/16" x 1/16"         | 0.91 | 0.48 | 0.38 | 0.01             | ---        |
| 32912  | 1/8" x 10/32"         | 0.92 | 0.48 | 0.38 | 0.01             | ---        |
| 32300  | 1/8" x 1/16"          | 0.93 | 0.48 | 0.38 | 0.01             | ---        |
| 32001  | 1/8" x 1/8"           | 1.19 | 0.69 | 0.43 | 0.02             | ---        |
| 32027  | 1/8" x 1/4"           | 1.16 | 0.46 | 0.56 | 0.02             | ---        |
| 32952  | 3/16" x 1/16"         | 1.20 | 0.75 | 0.38 | 0.02             | ---        |
| 32002  | 3/16" x 1/8"          | 1.19 | 0.75 | 0.43 | 0.02             | ---        |
| 32003  | 3/16" x 1/4"          | 1.37 | 0.69 | 0.56 | 0.04             | ---        |
| 32953  | 3/16" x 3/8"          | 1.44 | 0.69 | 0.68 | 0.04             | ---        |
| 32301  | 1/4" x 1/16"          | 1.44 | 0.88 | 0.43 | 0.02             | ---        |
| 32004  | 1/4" x 1/8"           | 1.47 | 0.97 | 0.43 | 0.02             | ---        |
| 32005  | 1/4" x 1/4"           | 1.72 | 0.97 | 0.56 | 0.04             | ---        |
| 32006  | 1/4" x 3/8"           | 1.72 | 0.97 | 0.68 | 0.05             | ---        |
| 32007  | 1/4" x 1/2"           | 1.72 | 0.81 | 0.87 | 0.10             | ---        |
| 32954  | 1/4" x 3/4"           | 1.86 | 0.96 | 1.06 | 0.15             | ---        |
| 32008  | 5/16" x 1/8"          | 1.47 | 0.97 | 0.43 | 0.02             | ---        |
| 32009  | 5/16" x 1/4"          | 1.72 | 0.97 | 0.56 | 0.04             | ---        |
| 32010  | 5/16" x 3/8"          | 1.76 | 0.97 | 0.68 | 0.06             | ---        |
| 32390  | 5/16" x 1/2"          |      |      |      |                  |            |
| 32011  | 3/8" x 1/8"           | 1.53 | 0.97 | 0.56 | 0.03             | ---        |
| 32012  | 3/8" x 1/4"           | 1.75 | 0.97 | 0.56 | 0.05             | ---        |
| 32013  | 3/8" x 3/8"           | 1.72 | 0.96 | 0.68 | 0.06             | ---        |
| 32014  | 3/8" x 1/2"           | 1.87 | 0.97 | 0.87 | 0.09             | ---        |
| 32026  | 3/8" x 3/4"           | 1.97 | 0.97 | 1.06 | 0.16             | ---        |
| 32956  | 7/16" x 1/4"          | 1.75 | 0.97 | 0.56 | 0.05             | ---        |
| 32957  | 7/16" x 3/8"          | 1.73 | 0.97 | 0.70 | 0.07             | ---        |
| 32958  | 7/16" x 1/2"          | 1.87 | 0.97 | 0.88 | 0.10             | ---        |
| 32302  | 1/2" x 1/8"           | 1.57 | 0.95 | 0.56 | 0.06             | ---        |
| 32015  | 1/2" x 1/4"           | 1.72 | 0.97 | 0.56 | 0.04             | ---        |
| 32016  | 1/2" x 3/8"           | 1.76 | 0.97 | 0.68 | 0.07             | ---        |
| 32017  | 1/2" x 1/2"           | 1.87 | 0.96 | 0.87 | 0.11             | ---        |
| 32018  | 1/2" x 3/4"           | 1.94 | 0.97 | 1.06 | 0.16             | ---        |
| 32303  | 1/2" x 1"             | 2.31 | 0.99 | 1.37 | 0.33             | ---        |
| 32304  | 5/8" x 1/4"           | 1.67 | 0.92 | 0.68 | 0.06             | ---        |
| 32019  | 5/8" x 3/8"           | 1.76 | 0.97 | 0.68 | 0.08             | ---        |
| 32020  | 5/8" x 1/2"           | 1.87 | 0.96 | 0.87 | 0.11             | ---        |
| 32021  | 5/8" x 3/4"           | 1.87 | 0.96 | 1.06 | 0.14             | ---        |
| 32305  | 5/8" x 1"             | 2.31 | 0.96 | 1.37 | 0.36             | ---        |
| 32915  | 3/4" x 1/4"           | 1.64 | 0.87 | 0.81 | 0.11             | ---        |
| 32306  | 3/4" x 3/8"           | 1.65 | 0.87 | 0.81 | 0.12             | ---        |
| 32022  | 3/4" x 1/2"           | 1.87 | 0.96 | 0.87 | 0.14             | ---        |
| 32023  | 3/4" x 3/4"           | 1.87 | 0.96 | 1.06 | 0.15             | ---        |
| 32316  | 3/4" x 1"             | 2.55 | 1.15 | 1.37 | 0.38             | ---        |
| 32918  | 7/8" x 3/4"           |      |      |      |                  |            |
| 32959  | 1" x 3/8"             |      |      |      |                  |            |
| 32307  | 1" x 1/2"             | 1.80 | 0.87 | 1.06 | 0.18             | ---        |
| 32024  | 1" x 3/4"             | 2.19 | 1.19 | 1.06 | 0.32             | ---        |
| 32025  | 1" x 1"               | 2.48 | 1.19 | 1.37 | 0.39             | ---        |
| 32919  | 1" x 1-1/4"           |      |      |      |                  |            |
| 32029  | 1-1/4" x 3/4"         | 2.37 | 1.19 | 1.37 | 0.35             | ---        |
| 32028  | 1-1/4" x 1"           | 2.55 | 1.19 | 1.37 | 0.46             | ---        |

4244 PGH 101 102 201A 125HBL 105B-1 KF-PS MPB

**WARNING:** This product can expose you to chemicals, including lead, which are known to the State of California to cause cancer and birth defects or other reproductive harm. For more information, visit [www.P65Warnings.ca.gov](http://www.P65Warnings.ca.gov)

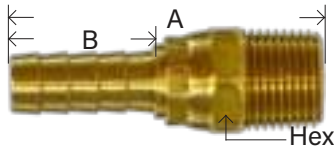

BRASS

**HOSE BARB**

## BRASS FITTINGS

**BRASS RIGID MALE BSPT BARB ADAPTER**29SWV  
29MS


| PART # | HOSE I.D. X MALE BSPT | LIST PRICE |
|--------|-----------------------|------------|
| 32450  | 1/4" x 1/8"           | ---        |
| 32451  | 1/4" x 1/4"           | ---        |
| 32452  | 3/8" x 1/4"           | ---        |
| 32453  | 3/8" x 3/8"           | ---        |
| 32454  | 3/8" x 1/2"           | ---        |
| 32455  | 1/2" x 3/8"           | ---        |
| 32456  | 1/2" x 1/2"           | ---        |
| 32457  | 3/4" x 3/4"           | ---        |
| 32458  | 1" x 1"               | ---        |

**SWIVEL MALE ADAPTER**Rotation 360°  
NBR O-Ring

| PART # | HOSE I.D. X MALE NPTF | A    | B    | HEX  | APPROX. WT. LBS. | LIST PRICE |
|--------|-----------------------|------|------|------|------------------|------------|
| 32329  | 3/16" x 1/8"          | 2.00 | 0.78 | 0.56 | 0.06             | ---        |
| 32331  | 3/16" x 1/4"          | 1.95 | 0.78 | 0.56 | 0.06             | ---        |
| 32332  | 1/4" x 1/8"           | 2.19 | 0.97 | 0.56 | 0.06             | ---        |
| 32349  | 1/4" x 1/4"           | 2.12 | 0.97 | 0.56 | 0.06             | ---        |
| 32351  | 3/8" x 1/8"           | 2.12 | 0.97 | 0.56 | 0.07             | ---        |
| 32201  | 3/8" x 1/4"           | 2.12 | 0.97 | 0.56 | 0.07             | ---        |
| 32360  | 3/8" x 3/8"           | 2.12 | 0.97 | 0.69 | 0.08             | ---        |
| 32355  | 1/2" x 3/8"           | 2.12 | 0.97 | 0.68 | 0.10             | ---        |
| 32356  | 1/2" x 1/2"           | 2.33 | 0.97 | 0.87 | 0.14             | ---        |
| 32357  | 3/4" x 3/4"           | 2.33 | 0.97 | 1.06 | 0.20             | ---        |
| 32386  | 1" x 1"               | 2.88 | 1.19 | 1.38 | 0.40             | ---        |

SMS 103

| PART # | HOSE I.D. X MALE NPTF | A    | B    | HEX  | APPROX. WT. LBS. | LIST PRICE |
|--------|-----------------------|------|------|------|------------------|------------|
| 32200  | 1/4" x 1/4"           | 1.65 | .89  | 0.56 | 0.04             | ---        |
| 32202  | 3/8" x 3/8"           | 1.75 | 1.00 | 0.68 | 0.08             | ---        |

**MENDER/ SPLICER**29S  
129S

| PART # | HOSE I.D. X HOSE I.D. | A    | B    | O.D. | APPROX. WT. LBS. | LIST PRICE |
|--------|-----------------------|------|------|------|------------------|------------|
| 32091  | 1/8"                  | 0.98 | 0.45 | 0.31 | 0.01             | ---        |
| 32092  | 3/16"                 | 1.62 | 0.77 | 0.36 | 0.02             | ---        |
| 32093  | 1/4"                  | 2.00 | 0.96 | 0.37 | 0.02             | ---        |
| 32079  | 1/4" x 1/8"           | 1.50 | 0.97 | 0.37 | 0.02             | ---        |
| 32094  | 5/16"                 | 2.00 | 0.96 | 0.39 | 0.02             | ---        |
| 32090  | 5/16" x 1/4"          | 2.00 | 0.97 | 0.50 | 0.03             | ---        |
| 32095  | 3/8"                  | 2.00 | 0.97 | 0.51 | 0.04             | ---        |
| 32960  | 3/8 x 1/8             | 1.58 | 1.00 | 0.50 | 0.03             | ---        |
| 32961  | 3/8 x 3/16            | 1.75 | 1.00 | 0.50 | 0.03             | ---        |
| 32080  | 3/8" x 1/4"           | 2.06 | 0.97 | 0.56 | 0.03             | ---        |
| 32375  | 3/8" x 5/16"          | 2.00 | 0.97 | 0.50 | 0.03             | ---        |
| 32096  | 1/2"                  | 2.00 | 0.96 | 0.62 | 0.06             | ---        |
| 32087  | 1/2" x 3/8"           | 2.06 | 0.97 | 0.71 | 0.06             | ---        |
| 32097  | 5/8"                  | 2.05 | 0.96 | 0.75 | 0.08             | ---        |
| 32088  | 5/8" x 3/8"           | 2.06 | 0.97 | 0.75 | 0.06             | ---        |
| 32376  | 5/8" x 1/2"           | 2.06 | 0.97 | 0.75 | 0.07             | ---        |
| 32098  | 3/4"                  | 2.50 | 1.15 | 0.87 | 0.10             | ---        |
| 32089  | 3/4" x 1/2"           | 2.28 | 1.19 | 0.87 | 0.10             | ---        |
| 32379  | 3/4" x 5/8"           | 2.02 | 0.96 | 0.87 | 0.10             | ---        |
| 32380  | 1" x 3/4"             | 2.58 | 1.19 | 1.12 | 0.18             | ---        |
| 32099  | 1"                    | 3.00 | 1.44 | 1.12 | 0.23             | ---        |

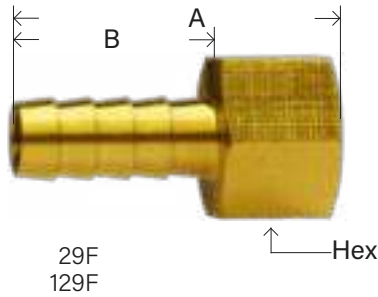
MSB 122HBL HM 129 178 73 108

**WARNING:** This product can expose you to chemicals, including lead, which are known to the State of California to cause cancer and birth defects or other reproductive harm. For more information, visit [www.P65Warnings.ca.gov](http://www.P65Warnings.ca.gov)

# HOSE BARB

## BRASS FITTINGS

### RIGID FEMALE ADAPTER



| PART # | HOSE I.D. X FEMALE NPTF | A    | B    | HEX  | APPROX. WT. LBS. | LIST PRICE |
|--------|-------------------------|------|------|------|------------------|------------|
| 32050  | 1/8" x 1/8"             | 0.96 | 0.46 | 0.50 | 0.02             | ---        |
| 32317  | 1/8" x 1/4"             | 1.15 | 0.46 | 0.62 | 0.04             | ---        |
| 32051  | 3/16" x 1/8"            | 1.10 | 0.68 | 0.50 | 0.02             | ---        |
| 32062  | 3/16" x 1/4"            | 1.44 | 0.75 | 0.62 | 0.04             | ---        |
| 32052  | 1/4" x 1/8"             | 1.35 | 0.93 | 0.50 | 0.02             | ---        |
| 32053  | 1/4" x 1/4"             | 1.60 | 0.97 | 0.62 | 0.06             | ---        |
| 32054  | 1/4" x 3/8"             | 1.65 | 1.03 | 0.75 | 0.04             | ---        |
| 32441  | 1/4" x 1/2"             | 1.66 | 0.97 | 0.93 | 0.08             | ---        |
| 32055  | 5/16" x 1/8"            | 1.47 | 0.97 | 0.56 | 0.04             | ---        |
| 32056  | 5/16" x 1/4"            | 1.66 | 0.97 | 0.62 | 0.04             | ---        |
| 32318  | 5/16" x 3/8"            | 1.66 | 0.97 | 0.75 | 0.06             | ---        |
| 32320  | 5/16" x 1/2"            | 1.67 | 0.96 | 0.93 | 0.08             | ---        |
| 32057  | 3/8" x 1/8"             | 1.47 | 0.97 | 0.56 | 0.04             | ---        |
| 32058  | 3/8" x 1/4"             | 1.61 | 0.97 | 0.62 | 0.06             | ---        |
| 32059  | 3/8" x 3/8"             | 1.63 | 1.00 | 0.81 | 0.08             | ---        |
| 32063  | 3/8" x 1/2"             | 1.72 | 0.94 | 0.93 | 0.12             | ---        |
| 32442  | 3/8" x 3/4"             | 1.97 | 0.97 | 1.18 | 0.20             | ---        |
| 32449  | 1/2" x 1/8"             | 1.51 | 0.98 | 0.56 | 0.06             | ---        |
| 32064  | 1/2" x 1/4"             | 1.66 | 0.96 | 0.62 | 0.08             | ---        |
| 32060  | 1/2" x 3/8"             | 1.66 | 0.97 | 0.75 | 0.08             | ---        |
| 32061  | 1/2" x 1/2"             | 1.76 | 0.96 | 0.93 | 0.12             | ---        |
| 32443  | 1/2" x 3/4"             | 1.97 | 0.97 | 1.18 | 0.26             | ---        |
| 32444  | 5/8" x 3/8"             | 1.66 | 0.97 | 0.75 | 0.08             | ---        |
| 32445  | 5/8" x 1/2"             | 1.66 | 0.97 | 0.93 | 0.10             | ---        |
| 32446  | 5/8" x 3/4"             | 1.97 | 0.97 | 1.18 | 0.21             | ---        |
| 32447  | 3/4" x 1/2"             | 1.88 | 1.19 | 0.93 | 0.13             | ---        |
| 32065  | 3/4" x 3/4"             | 2.19 | 1.21 | 1.18 | 0.22             | ---        |
| 32049  | 1" x 3/4"               | 2.19 | 1.19 | 1.18 | 0.26             | ---        |
| 32321  | 1" x 1"                 | 2.32 | 1.19 | 1.44 | 0.35             | ---        |
| 32448  | 1-1/4" x 1"             | 2.32 | 1.19 | 1.43 | 0.44             | ---        |

209A 128 29A 29F 126HB 126 FPB 105B-2 KF-RS 104 144

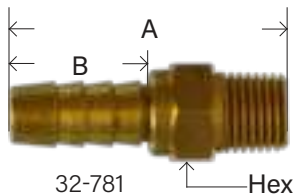
### SWIVEL FEMALE ADAPTER NPTF



| PART # | HOSE I.D. X FEMALE NPTF | A    | B    | HEX  | APPROX. WT. LBS. | LIST PRICE |
|--------|-------------------------|------|------|------|------------------|------------|
| 32470  | 1/4" x 1/4"             | 1.80 | 0.97 | 0.62 | 0.06             | ---        |
| 32472  | 3/8" x 1/4"             | 1.80 | 0.97 | 0.62 | 0.06             | ---        |
| 32473  | 3/8" x 3/8"             | 1.82 | 0.97 | 0.75 | 0.09             | ---        |
| 32475  | 1/2" x 3/8"             | 1.82 | 0.97 | 0.75 | 0.09             | ---        |
| 32476  | 1/2" x 1/2"             | 1.86 | 0.97 | 0.93 | 0.14             | ---        |

### HIGH VOLUME MALE SWIVEL

• 300 PSI • Nitrile Buna (NBR) O-Ring



| PART # | HOSE I.D. X MALE NPTF | A    | B    | HEX  | APPROX. WT. LBS. | LIST PRICE |
|--------|-----------------------|------|------|------|------------------|------------|
| 32781  | 3/8" x 1/4"           | 1.83 | 0.87 | 0.62 | 0.07             | ---        |

4065

WARNING: This product can expose you to chemicals, including lead, which are known to the State of California to cause cancer and birth defects or other reproductive harm. For more information, visit [www.P65Warnings.ca.gov](http://www.P65Warnings.ca.gov)

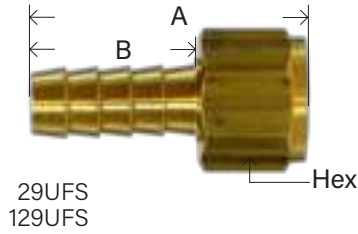
BRASS

**HOSE BARB**

## BRASS FITTINGS

**SWIVEL FEMALE ADAPTER - With Gasket**

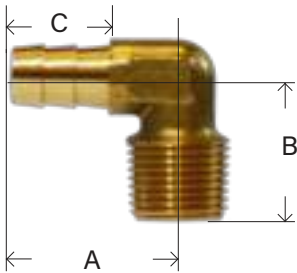
- NPSM Thread  
National Pipe Straight Gasket Seal Swivel



- Not recommend for water due to fiber gasket - for air service only.

| PART # | HOSE I.D. X FEMALE NPSM | A    | B    | HEX  | APPROX. WT. LBS. | LIST PRICE |
|--------|-------------------------|------|------|------|------------------|------------|
| 32132  | 3/16" x 1/8"            | 1.19 | 0.75 | 0.50 | 0.03             | ---        |
| 32133  | 3/16" x 1/4"            | 1.28 | 0.75 | 0.62 | 0.04             | ---        |
| 32120  | 1/4" x 1/8"             | 1.41 | 0.97 | 0.50 | 0.02             | ---        |
| 32121  | 1/4" x 1/4"             | 1.50 | 0.97 | 0.62 | 0.02             | ---        |
| 32129  | 1/4" x 3/8"             | 1.63 | 0.97 | 0.75 | 0.04             | ---        |
| 32122  | 3/8" x 1/4"             | 1.54 | 1.00 | 0.62 | 0.06             | ---        |
| 32123  | 3/8" x 3/8"             | 1.60 | 0.97 | 0.75 | 0.06             | ---        |
| 32354  | 3/8" x 1/2"             | 1.66 | 0.97 | 0.93 | 0.10             | ---        |
| 32124  | 1/2" x 3/8"             | 1.60 | 0.97 | 0.75 | 0.08             | ---        |
| 32125  | 1/2" x 1/2"             | 1.66 | 0.97 | 0.93 | 0.12             | ---        |
| 32117  | 1/2" x 3/4"             | 1.82 | 1.19 | 1.18 | 0.16             | ---        |
| 32118  | 5/8" x 3/4"             | 1.82 | 1.19 | 1.18 | 0.18             | ---        |
| 32119  | 3/4" x 3/4"             | 1.82 | 1.19 | 1.18 | 0.14             | ---        |

130 126 29F5G KF-RN NPSM Gasket Seat

**FORGED HOSE BARB 90° ELBOW**29E  
129E32-330  
\*\*Square Barstock Body

| PART # | HOSE I.D. X MALE NPTF | A    | B    | C    | BODY SIZE | APPROX. WT. LBS. | LIST PRICE |
|--------|-----------------------|------|------|------|-----------|------------------|------------|
| 32308  | 3/16" x 1/8"          | 0.95 | 0.70 | 0.66 | 0.37      | 0.02             | ---        |
| 32391  | 3/16" x 1/4"          | 1.00 | 0.84 | 0.63 | 0.46      | 0.10             | ---        |
| 32038  | 1/4" x 1/8"           | 1.01 | 0.81 | 0.71 | 0.47      | 0.06             | ---        |
| 32039  | 1/4" x 1/4"           | 1.01 | 0.87 | 0.63 | 0.47      | 0.06             | ---        |
| 32309  | 1/4" x 3/8"           | 1.08 | 0.97 | 0.73 | 0.69      | 0.12             | ---        |
| 32036  | 5/16" x 1/8"          | 1.01 | 0.81 | 0.63 | 0.47      | 0.04             | ---        |
| 32040  | 5/16" x 1/4"          | 1.01 | 0.87 | 0.63 | 0.47      | 0.06             | ---        |
| 32310  | 5/16" x 3/8"          | 1.06 | 0.94 | 0.63 | 0.50      | 0.06             | ---        |
| 32046  | 3/8" x 1/8"           | 1.01 | 0.81 | 0.63 | 0.47      | 0.06             | ---        |
| 32041  | 3/8" x 1/4"           | 1.02 | 0.88 | 0.65 | 0.47      | 0.06             | ---        |
| 32042  | 3/8" x 3/8"           | 1.09 | 0.93 | 0.68 | 0.50      | 0.08             | ---        |
| 32047  | 3/8" x 1/2"           | 1.11 | 1.09 | 0.63 | 0.59      | 0.10             | ---        |
| 32048  | 1/2" x 1/4"           | 1.06 | 1.00 | 0.68 | 0.59      | 0.10             | ---        |
| 32043  | 1/2" x 3/8"           | 1.06 | 1.09 | 0.69 | 0.59      | 0.10             | ---        |
| 32311  | 1/2" x 1/2"           | 1.31 | 1.19 | 0.87 | 0.56      | 0.12             | ---        |
| 32044  | 5/8" x 3/8"           | 1.12 | 1.06 | 0.61 | 0.56      | 0.12             | ---        |
| 32045  | 5/8" x 1/2"           | 1.12 | 1.12 | 0.68 | 0.63      | 0.14             | ---        |
| 32312  | 5/8" x 3/4"           | 1.46 | 1.26 | 0.93 | 1.06      | 0.32             | ---        |
| 32313  | 3/4" x 1/2"           | 1.31 | 1.28 | 0.87 | 0.85      | 0.22             | ---        |
| 32314  | 3/4" x 3/4"           | 1.46 | 1.26 | 0.91 | 1.06      | 0.32             | ---        |
| 32330  | 3/4" x 1"             | 1.57 | 1.64 | 0.90 | 1.34      | 0.64             | ---        |
| 32315  | 1" x 3/4"             | 1.60 | 1.40 | 0.95 | 1.06      | 0.32             | ---        |
| 32319  | 1" x 1"               | 1.69 | 1.64 | 0.98 | 1.30      | 0.43             | ---        |

129 HBE1 KF-PS90 HE-1 29E 146

Dimension data can change without notice. Please check when dimensions are critical.

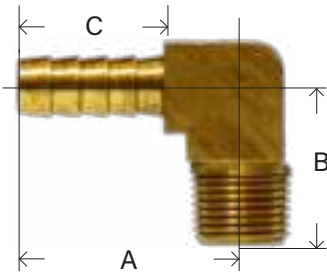
**WARNING:** This product can expose you to chemicals, including lead, which are known to the State of California to cause cancer and birth defects or other reproductive harm. For more information, visit [www.P65Warnings.ca.gov](http://www.P65Warnings.ca.gov)



# HOSE BARB

## BRASS FITTINGS

### BARSTOCK HOSE BARB 90° ELBOW

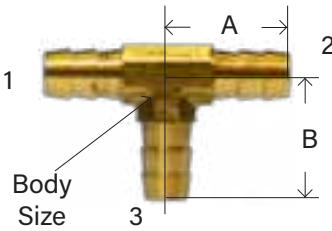


29EBS

| PART # | HOSE I.D. X MALE NPTF | A    | B    | C    | BODY SIZE | APPROX. WT. LBS. | LIST PRICE |
|--------|-----------------------|------|------|------|-----------|------------------|------------|
| 32038B | 1/4" X 1/8"           | 1.00 | 0.75 | 0.75 | 0.50      | 0.02             | ---        |
| 32039B | 1/4" X 1/4"           | 1.02 | 0.91 | 0.74 | 0.56      | 0.04             | ---        |
| 32309B | 1/4" X 3/8"           | 1.19 | 0.84 | 0.76 | 0.58      | 0.09             | ---        |
| 32041B | 3/8" X 1/4"           | 1.32 | 0.89 | 0.97 | 0.58      | 0.08             | ---        |
| 32042B | 3/8" X 3/8"           | 1.50 | 1.06 | 0.97 | 0.75      | 0.14             | ---        |
| 32047B | 3/8" X 1/2"           | 1.52 | 1.25 | 0.97 | 0.90      | 0.26             | ---        |
| 32043B | 1/2" X 3/8"           | 1.53 | 1.07 | 0.97 | 0.72      | 0.16             | ---        |
| 32311B | 1/2" X 1/2"           | 1.53 | 1.25 | 0.97 | 0.90      | 0.26             | ---        |
| 32314B | 3/4" X 3/4"           | 1.33 | 1.27 | 0.97 | 1.10      | 0.32             | ---        |

129HB

### HOSE BARB TEES

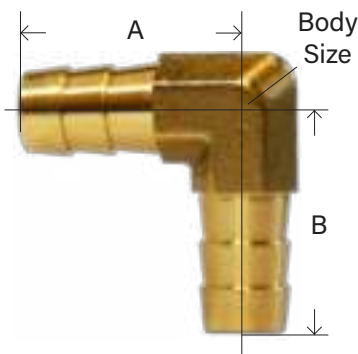


32-128

29T  
129T

| PART # | HOSE BARB SIZE (1 & 2) X 3 | A    | B    | BODY SIZE | APPROX. WT. LBS. | LIST PRICE |
|--------|----------------------------|------|------|-----------|------------------|------------|
| 32367  | 1/8"                       | 0.84 | 0.83 | 0.25      | 0.02             | ---        |
| 32368  | 3/16"                      | 1.02 | 1.02 | 0.37      | 0.03             | ---        |
| 32365  | 1/4"                       | 1.00 | 1.00 | 0.44      | 0.06             | ---        |
| 32350  | (1/4") x 1/8"              | 0.94 | 0.94 | 0.44      | 0.04             | ---        |
| 32366  | 5/16"                      | 1.00 | 1.00 | 0.44      | 0.06             | ---        |
| 32126  | 3/8"                       | 1.01 | 1.01 | 0.43      | 0.06             | ---        |
| 32400  | 1/2"                       | 1.02 | 1.00 | 0.43      | 0.08             | ---        |
| 32352  | (1/2") x 3/8"              | 1.26 | 1.26 | 0.43      | 0.10             | ---        |
| 32361  | 5/8"                       | 1.26 | 1.26 | 0.75      | 0.16             | ---        |
| 32363  | 3/4"                       | 1.45 | 1.45 | 0.90      | 0.18             | ---        |
| 32353  | (3/4") x 1/2"              | 1.41 | 1.41 | 0.88      | 0.23             | ---        |
| 32128  | 3/8" HB x 1/4" MIP         | 1.00 | 0.94 | 0.43      | 0.06             | ---        |

### 90° HOSE BARB ELBOW

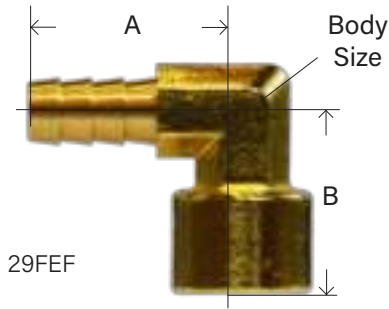


| PART # | HOSE I.D. X HOSE I.D. | A    | B    | BODY SIZE | APPROX. WT. LBS. | LIST PRICE |
|--------|-----------------------|------|------|-----------|------------------|------------|
| 32429  | 1/8" x 1/8"           | 0.55 | 0.55 | 0.37      | 0.03             | ---        |
| 32433  | 3/16" x 3/16"         | 0.90 | 0.90 | 0.37      | 0.03             | ---        |
| 32412  | 1/4" x 1/8"           | 1.02 | 1.02 | 0.44      | 0.04             | ---        |
| 32413  | 1/4" x 1/4"           | 1.01 | 1.01 | 0.44      | 0.04             | ---        |
| 32425  | 5/16" x 5/16"         | 1.15 | 1.15 | 0.48      | 0.05             | ---        |
| 32414  | 3/8" x 1/8"           | 1.01 | 1.01 | 0.44      | 0.04             | ---        |
| 32415  | 3/8" x 1/4"           | 1.00 | 1.00 | 0.44      | 0.04             | ---        |
| 32416  | 3/8" x 3/8"           | 1.02 | 1.02 | 0.44      | 0.04             | ---        |
| 32417  | 3/8" x 1/2"           | 1.24 | 1.10 | 0.50      | 0.06             | ---        |
| 32418  | 1/2" x 1/4"           | 1.24 | 1.08 | 0.50      | 0.06             | ---        |
| 32419  | 1/2" x 3/8"           | 1.22 | 1.09 | 0.50      | 0.06             | ---        |
| 32420  | 1/2" x 1/2"           | 1.24 | 1.24 | 0.50      | 0.06             | ---        |
| 32434  | 5/8" x 5/8"           | 1.20 | 1.20 | 0.75      | 0.16             | ---        |
| 32435  | 3/4" x 1/2"           | 1.41 | 1.41 | 0.88      | 0.21             | ---        |
| 32436  | 3/4" x 3/4"           | 1.41 | 1.41 | 0.88      | 0.21             | ---        |

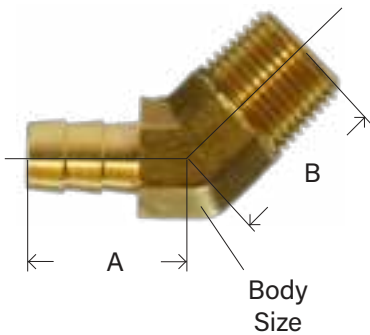
**WARNING:** This product can expose you to chemicals, including lead, which are known to the State of California to cause cancer and birth defects or other reproductive harm. For more information, visit [www.P65Warnings.ca.gov](http://www.P65Warnings.ca.gov)

**HOSE BARB**

## BRASS FITTINGS

**90° FEMALE HOSE BARB ELBOW**

| PART # | HOSE I.D. X FEMALE NPTF | A    | B    | BODY SIZE | APPROX. WT. LBS. | LIST PRICE |
|--------|-------------------------|------|------|-----------|------------------|------------|
| 32401  | 1/4" x 1/8"             | 1.01 | 0.82 | 0.47      | 0.06             | ---        |
| 32402  | 1/4" x 1/4"             | 1.13 | 0.91 | 0.56      | 0.10             | ---        |
| 32403  | 3/8" x 1/8"             | 1.01 | 0.82 | 0.47      | 0.06             | ---        |
| 32404  | 3/8" x 1/4"             | 1.15 | 0.91 | 0.56      | 0.10             | ---        |
| 32405  | 3/8" x 3/8"             | 1.15 | 1.11 | 0.68      | 0.14             | ---        |
| 32406  | 3/8" x 1/2"             | 1.26 | 1.39 | 0.75      | 0.20             | ---        |
| 32407  | 1/2" x 1/4"             | 1.26 | 0.91 | 0.56      | 0.10             | ---        |
| 32410  | 1/2" x 3/8"             | 1.24 | 1.11 | 0.68      | 0.14             | ---        |
| 32411  | 1/2" x 1/2"             | 1.37 | 1.39 | 0.75      | 0.20             | ---        |
| 32409  | 3/4" x 3/4"             | 1.52 | 1.75 | 0.81      | 0.50             | ---        |

**45° ELBOW**

| PART # | HOSE I.D. X MALE NPTF | A    | B    | BODY SIZE | APPROX. WT. LBS. | LIST PRICE |
|--------|-----------------------|------|------|-----------|------------------|------------|
| 32110  | 1/4" x 1/8"           | 0.91 | 0.62 | 0.53      | 0.04             | ---        |
| 32109* | 1/4" x 1/4"           | 1.00 | 0.62 | 0.57      | 0.06             | ---        |
| 32108  | 5/16" x 1/8"          |      |      |           |                  |            |
| 32134  | 5/16" x 1/4"          |      |      |           |                  |            |
| 32111  | 3/8" x 1/8"           | 0.83 | 0.66 | 0.53      | 0.04             | ---        |
| 32112  | 3/8" x 1/4"           | 0.82 | 0.84 | 0.53      | 0.06             | ---        |
| 32113  | 3/8" x 3/8"           | 0.93 | 0.87 | 0.59      | 0.08             | ---        |
| 32346  | 1/2" x 1/4"           | 1.00 | 0.84 | 0.59      | 0.08             | ---        |
| 32114  | 1/2" x 3/8"           | 1.00 | 0.88 | 0.59      | 0.08             | ---        |
| 32116  | 1/2" x 1/2"           | 1.15 | 0.94 | 0.59      | 0.12             | ---        |
| 32115  | 5/8" x 3/8"           | 0.97 | 0.88 | 0.59      | 0.10             | ---        |
| 32345  | 3/4" x 1/2"           | 1.15 | 0.94 | 0.81      | 0.13             | ---        |

\* Barstock

140 HE145 139HB KF-PS45 13945

**CROSSES**

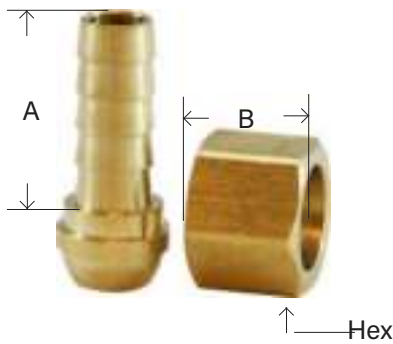
| PART # | HOSE ID | LIST PRICE |
|--------|---------|------------|
| 32608  | 1/4     | ---        |
| 32609  | 5/16    | ---        |
| 32610  | 3/8     | ---        |

**WARNING:** This product can expose you to chemicals, including lead, which are known to the State of California to cause cancer and birth defects or other reproductive harm. For more information, visit [www.P65Warnings.ca.gov](http://www.P65Warnings.ca.gov)

# HOSE BARB

## BRASS FITTINGS

### BALL END SWIVEL NPSM - Ball seat type




29FS  
129FS

| PART # | HOSE I.D. X NPSM | A    | B    | HEX  | APPROX. WT. LBS. | LIST PRICE |
|--------|------------------|------|------|------|------------------|------------|
| 32066  | 1/8" x 1/8"      | 0.46 | 0.44 | 0.50 | 0.03             | ---        |
| 32067  | 3/16" x 1/8"     | 0.75 | 0.44 | 0.50 | 0.03             | ---        |
| 32068  | 3/16" x 1/4"     | 0.75 | 0.52 | 0.62 | 0.04             | ---        |
| 32069  | 1/4" x 1/8"      | 0.97 | 0.44 | 0.50 | 0.04             | ---        |
| 32070  | 1/4" x 1/4"      | 0.97 | 0.53 | 0.62 | 0.06             | ---        |
| 32078  | 1/4" x 3/8"      | 0.97 | 0.63 | 0.75 | 0.06             | ---        |
| 32071  | 5/16" x 1/4"     | 0.97 | 0.52 | 0.62 | 0.05             | ---        |
| 32072  | 3/8" x 1/4"      | 0.97 | 0.53 | 0.62 | 0.06             | ---        |
| 32073  | 3/8" x 3/8"      | 0.97 | 0.59 | 0.75 | 0.08             | ---        |
| 32074  | 3/8" x 1/2"      | 0.97 | 0.69 | 0.94 | 0.14             | ---        |
| 32075  | 1/2" x 3/8"      | 0.97 | 0.59 | 0.75 | 0.08             | ---        |
| 32076  | 1/2" x 1/2"      | 0.97 | 0.69 | 0.94 | 0.10             | ---        |
| 32077  | 3/4" x 3/4"      | 0.97 | 0.70 | 1.12 | 0.14             | ---        |

128HBLSV 29FS 209AS 124 131

### BALLSEAT MALE ADAPTER

Beveled seat




30° Seat

| PART # | NPSM X MALE NPTF | A    | HEX  | APPROX. WT. LBS. | LIST PRICE |
|--------|------------------|------|------|------------------|------------|
| 32359  | 1/8" x 1/8"      | 0.94 | 0.43 | 0.03             | ---        |
| 32034  | 1/4" x 1/8"      | 1.06 | 0.56 | 0.04             | ---        |
| 32030  | 1/4" x 1/4"      | 1.25 | 0.56 | 0.06             | ---        |
| 32362  | 3/8" x 1/4"      | 1.28 | 0.68 | 0.08             | ---        |
| 32031  | 3/8" x 3/8"      | 1.30 | 0.68 | 0.08             | ---        |
| 32392  | 3/8" x 1/2"      | 1.47 | 0.88 | 0.13             | ---        |
| 32364  | 1/2" x 3/8"      | 1.35 | 0.87 | 0.10             | ---        |
| 32032  | 1/2" x 1/2"      | 1.53 | 0.87 | 0.14             | ---        |
| 32033  | 3/4" x 3/4"      | 1.53 | 1.06 | 0.20             | ---        |

172 134 127HB 122AS

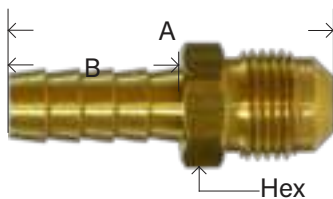
### BALLSEAT UNION



30° Seat

| PART # | NPSM X NPSM | A    | HEX  | APPROX. WT. LBS. | LIST PRICE |
|--------|-------------|------|------|------------------|------------|
| 32460  | 1/8"        | 0.79 | 0.43 | 0.02             | ---        |
| 32461  | 1/4"        | 1.09 | 0.56 | 0.04             | ---        |
| 32462  | 3/8"        | 1.19 | 0.68 | 0.07             | ---        |
| 32463  | 1/2"        | 1.31 | 0.87 | 0.10             | ---        |

### 45° FLARE ADAPTER



29SAE  
129SAE

| PART # | HOSE I.D. X 45° FLARE | THREAD  | A    | B    | HEX  | APPROX. WT. LBS. | LIST PRICE |
|--------|-----------------------|---------|------|------|------|------------------|------------|
| 32322  | 3/16" x 1/4"          | 7/16-20 | 1.5  | 0.75 | 0.43 | 0.03             | ---        |
| 32081  | 1/4" x 1/4"           | 7/16-20 | 1.72 | 0.97 | 0.43 | 0.03             | ---        |
| 32082  | 1/4" x 3/8"           | 5/8-18  | 1.82 | 0.97 | 0.62 | 0.07             | ---        |
| 32083  | 5/16" x 5/16"         | 1/2-20  | 1.75 | 0.97 | 0.50 | 0.08             | ---        |
| 32084  | 3/8" x 3/8"           | 5/8-18  | 1.82 | 0.97 | 0.62 | 0.08             | ---        |
| 32085  | 3/8" x 1/2"           | 3/4-16  | 1.97 | 0.97 | 0.75 | 0.10             | ---        |
| 32086  | 1/2" x 1/2"           | 3/4-16  | 1.97 | 0.97 | 0.75 | 0.10             | ---        |

142 201BF KF-MS KDS

### COMPRESSION ADAPTER - BARB X MALE COMPRESSION THREAD




| PART # | SIZE        | LIST PRICE |
|--------|-------------|------------|
| 18534  | 1/4" x 1/4" | ---        |

WARNING: This product can expose you to chemicals, including lead, which are known to the State of California to cause cancer and birth defects or other reproductive harm. For more information, visit [www.P65Warnings.ca.gov](http://www.P65Warnings.ca.gov)

BRASS

**HOSE BARB**

## BRASS FITTINGS

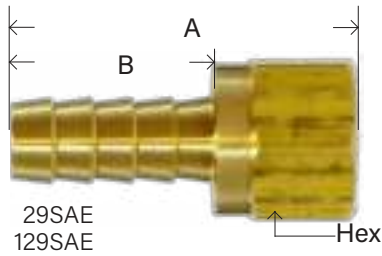
**DUAL 45°/ 37° FLARE SWIVEL**

CRIMP STYLE

| PART #   | HOSE ID X DUAL SEAT | THREAD  | A    | B    | HEX  | APPROX. WT. LBS. | LIST PRICE |
|----------|---------------------|---------|------|------|------|------------------|------------|
| 32107    | 3/16" x 1/4"        | 7/16-20 | 1.34 | 0.75 | 0.56 | 0.04             | ---        |
| 32107C** | 3/16 X 1/4          | 7/16-20 | 1.42 | 0.78 | 0.56 | 0.04             | ---        |
| 32337    | 1/4" x 1/4"         | 7/16-20 | 1.56 | 0.97 | 0.56 | 0.04             | ---        |
| 32337C** | 1/4" X 1/4"         | 7/16-20 | 1.60 | 0.97 | 0.56 | 0.04             | ---        |
| 32102    | 1/4" x 5/16"        | 1/2-20  | 1.61 | 0.97 | 0.62 | 0.06             | ---        |
| 32339    | 5/16" x 5/16"       | 1/2-20  | 1.60 | 0.97 | 0.62 | 0.06             | ---        |
| 32340    | 3/8" x 1/2"         | 3/4-16  | 1.68 | 0.97 | 0.87 | 0.10             | ---        |
| 32341    | 1/2" x 1/2"         | 3/4-16  | 1.68 | 0.97 | 0.87 | 0.10             | ---        |
| 32341C** | 1/2" X 1/2"         | 3/4-16  | 1.75 | 0.97 | 0.87 | 0.09             | ---        |
| 32342    | 1/2" x 5/8"         | 7/8-14  | 1.76 | 0.97 | 1.00 | 0.12             | ---        |
| 32394**  | 5/8" x 5/8"         | 7/8-14  | 1.83 | 0.97 | 1.00 | 0.14             | ---        |
| 32394C   | 5/8" x 5/8"         |         |      |      |      |                  |            |

\*\* Swivel crimp style

KDS


**FEMALE 45° FLARE SWIVEL**29SAE  
129SAE

CRIMP STYLE

| PART #   | HOSE I.D. X FEMALE 45° FLARE | UNF THREAD | A    | B    | HEX  | APPROX. WT. LBS. | LIST PRICE |
|----------|------------------------------|------------|------|------|------|------------------|------------|
| 32326    | 3/16" x 3/16"                | 3/8-24     | 1.19 | 0.75 | 0.43 | 0.04             | ---        |
| 30295**  | 3/16" x 3/8"                 | 5/8-18     | 1.82 | 0.90 | 0.75 | 0.04             | ---        |
| 32101    | 1/4" x 1/4"                  | 7/16-20    | 1.57 | 0.97 | 0.56 | 0.04             | ---        |
| 32103    | 1/4" x 3/8"                  | 5/8-18     | 1.64 | 0.97 | 0.75 | 0.08             | ---        |
| 32104    | 5/16" x 5/16"                | 1/2-20     | 1.61 | 0.97 | 0.62 | 0.05             | ---        |
| 32327    | 5/16" x 3/8"                 | 5/8-18     | 1.67 | 0.97 | 0.75 | 0.08             | ---        |
| 32105    | 3/8" x 3/8"                  | 5/8-18     | 1.64 | 0.97 | 0.75 | 0.08             | ---        |
| 32105C** | 3/8" x 3/8"                  | 5/8-18     | 1.71 | 0.97 | 0.75 | 0.07             | ---        |
| 32106    | 3/8" x 1/2"                  | 3/4-16     | 1.81 | 0.97 | 0.87 | 0.10             | ---        |
| 32100    | 1/2" x 1/2"                  | 3/4-16     | 1.68 | 0.97 | 0.87 | 0.12             | ---        |
| 32328    | 3/4" x 3/4"                  | 1-1/16-14  | 2.00 | 0.97 | 1.25 | 0.20             | ---        |

\*\* Swivel crimp style (crimped on the outside of fitting )

29SAE 209ASF 146HBLFSV KF-NS 128 FSS 146 144

**FEMALE 37° J.I.C. FLARE SWIVEL**

CRIMP STYLE

| PART #  | HOSE ID X FEMALE 37° FLARE | THREAD    | A    | B    | HEX  | APPROX. WT. LBS. | LIST PRICE |
|---------|----------------------------|-----------|------|------|------|------------------|------------|
| 32334   | 1/4" x 3/8"                | 9/16-18   | 1.60 | 0.97 | 0.68 | 0.06             | ---        |
| 32335   | 5/16" x 3/8"               | 9/16-18   | 1.60 | 0.97 | 0.68 | 0.06             | ---        |
| 32336   | 3/8" x 3/8"                | 9/16-18   | 1.60 | 0.97 | 0.68 | 0.10             | ---        |
| 32336C  | 3/8" X 3/8"                | 9/16-18   | 1.66 | 0.97 | 0.68 | 0.06             | ---        |
| 32338   | 3/4" x 3/4"                | 1-1/16-12 | 2.00 | 0.97 | 1.25 | 0.20             | ---        |
| 32338SS | 3/4" x 3/4"                | 1-1/16-12 | 2.00 | 0.97 | 1.25 | 0.24             | ---        |
| 32338C  | 3/4" x 3/4"                | 1-1/16-12 | 2.13 | 1.19 | 1.25 | 0.20             | ---        |
| 32397   | 1" x 1"                    | 1-5/16-12 | 2.31 | 1.19 | 1.50 | 0.33             | ---        |
| 32397C  | 1" x 1"                    |           |      |      |      |                  |            |

KJS

**REUSABLE MALE FITTINGS**

29RU17

| PART # | HOSE ID | HOSE OD | MALE NPTF | LIST PRICE |
|--------|---------|---------|-----------|------------|
| 32727  | 1/4"    | 1/2"    | 1/4"      | ---        |
| 32726  | 1/4"    | 5/8"    | 1/4"      | ---        |
| 32742  | 3/8"    | 5/8"    | 1/4"      | ---        |
| 32744  | 3/8"    | 11/16"  | 1/4"      | ---        |
| 32725  | 3/8"    | 3/4"    | 1/4"      | ---        |
| 32747  | 3/8"    | 5/8"    | 3/8"      | ---        |
| 32750  | 3/8"    | 11/16"  | 3/8"      | ---        |
| 32746  | 1/2"    | 7/8"    | 1/2"      | ---        |

**WARNING:** This product can expose you to chemicals, including lead, which are known to the State of California to cause cancer and birth defects or other reproductive harm. For more information, visit [www.P65Warnings.ca.gov](http://www.P65Warnings.ca.gov)

# HOSE BARB

## BRASS FITTINGS

**Typical Application:** Low pressure air, fuel and oil applications. Generally used for automotive, light truck, and small engine fuel lines. Use with fuel hose SAE 30R7 & SAE 30R9.

**Advantages:** Easy to assemble, just push the fitting into the hose & clamp. Good selection of configurations at reasonable cost.

### MALE CONNECTOR HOSE BARB X MALE PIPE



159  
29SB

| PART # | HOSE ID | MIP | IND # | LIST PRICE |
|--------|---------|-----|-------|------------|
| 38800  | 3/16    | 1/8 | 1541  | ---        |
| 38802  | 1/4     | 1/8 | 1537  | ---        |
| 32377  | 1/4     | 1/4 | 1581  | ---        |
| 38806  | 5/16    | 1/8 | 1551  | ---        |
| 38808  | 5/16    | 1/4 | 1555  | ---        |
| 38810  | 3/8     | 1/8 | 1565  | ---        |
| 32381  | 3/8     | 1/4 | 1564  | ---        |
| 32382  | 3/8     | 3/8 | 1566  | ---        |
| 32383  | 1/2     | 3/8 |       | ---        |
| 32384  | 1/2     | 1/2 |       | ---        |
| 32385  | 5/8     | 1/2 | 1431  | ---        |
| 32387  | 3/4     | 1/2 | 1430  | ---        |
| 32388  | 3/4     | 3/4 |       | ---        |

68HB

### BUBBLE BARB MALE ADAPTER

#### BUBBLE X MIP



| PART # | BUBBLE X MIP | LIST PRICE |
|--------|--------------|------------|
| 32176  | 3/8 x 3/8    | ---        |
| 32177  | 1/2 x 1/4    | ---        |
| 32178  | 1/2 x 3/8    | ---        |
| 32179  | 1/2 x 1/2    | ---        |
| 32182  | 5/8 x 3/8    | ---        |
| 32183  | 5/8 x 1/2    | ---        |
| 32184  | 3/4 x 1/2    | ---        |
| 32180  | 3/4 x 3/4    | ---        |
| 32185  | 1 x 3/4      | ---        |
| 32181  | 1 x 1        | ---        |

### INVERTED FLARE MALE CONNECTOR

#### HOSE BARB X INVERTED FLARE

159IN  
291FSB



| PART # | HOSE ID | INV. FLARE | IND # | LIST PRICE |
|--------|---------|------------|-------|------------|
| 38828  | 5/16    | 1/4        | 1598  | ---        |
| 38830  | 5/16    | 5/16       | 1560  | ---        |
| 38832  | 5/16    | 3/8        | 1561  | ---        |
| 38834  | 3/8     | 5/16       | 1568  | ---        |
| 38836  | 3/8     | 3/8        | 1570  | ---        |

269HB

### 90° MALE ELBOW

#### HOSE BARB X MALE PIPE

29ESB



| PART # | HOSE ID | MIP | IND # | LIST PRICE |
|--------|---------|-----|-------|------------|
| 38860  | 1/4     | 1/8 | 1582  | ---        |
| 38862  | 5/16    | 1/8 | 1556  | ---        |
| 38864  | 5/16    | 1/4 | 1557  | ---        |
| 38866  | 3/8     | 1/8 | 1572  | ---        |
| 38868  | 3/8     | 1/4 | 1571  | ---        |

### BUBBLE BARB

159E



| PART # | HOSE ID | MIP | LIST PRICE |
|--------|---------|-----|------------|
| 32186  | 3/8     | 3/8 | ---        |
| 32194  | 1/2     | 1/4 | ---        |
| 32187  | 1/2     | 3/8 | ---        |
| 32191  | 1/2     | 1/2 | ---        |
| 32195  | 5/8     | 1/4 | ---        |
| 32188  | 5/8     | 3/8 | ---        |
| 32189  | 5/8     | 1/2 | ---        |
| 32190  | 3/4     | 1/2 | ---        |
| 32192  | 3/4     | 3/4 | ---        |


**WARNING:** This product can expose you to chemicals, including lead, which are known to the State of California to cause cancer and birth defects or other reproductive harm. For more information, visit [www.P65Warnings.ca.gov](http://www.P65Warnings.ca.gov)

**WELDED HOSE FITTINGS**

## BRASS FITTINGS

**INVERTED FLARE MALE SWIVEL 90° ELBOW  
HOSE BARB X TUBE O.D.**

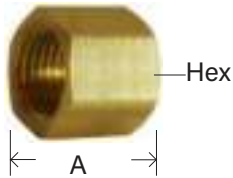
| PART # | HOSE ID | INV. FLARE | IND # | LIST PRICE |
|--------|---------|------------|-------|------------|
| 38873  | 5/16    | 5/16       | 1405  | ---        |
| 38874  | 3/8     | 3/8        | 1407  | ---        |

**STEM ONLY - WELDING HOSE CONNECTOR**

| PART # | HOSE I.D. | A    | APPROX. WT. LBS. | LIST PRICE |
|--------|-----------|------|------------------|------------|
| 30410  | 3/16"     | 1.43 | 0.02             | ---        |
| 30411  | 1/4"      | 1.43 | 0.02             | ---        |
| 30413  | 3/8"      | 1.43 | 0.04             | ---        |

Assemble with nuts below.

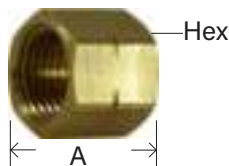
201RWA WRS WLS

**RIGHT HAND 9/16 - 18 FOR OXYGEN LINE - WELDING HOSE NUT**

| PART # | SIZE          | A    | HEX  | APPROX. WT. LBS. | LIST PRICE |
|--------|---------------|------|------|------------------|------------|
| 30420  | R.H. Nut only | 0.63 | 0.68 | 0.04             | ---        |

Assemble with stem above.


201RWA WRS KF-PE 152

**LEFT HAND 9/16 - 18 FOR ACETYLENE LINE - WELDING HOSE NUT**

| PART # | SIZE          | A    | HEX  | APPROX. WT. LBS. | LIST PRICE |
|--------|---------------|------|------|------------------|------------|
| 30421  | L.H. Nut only | 0.63 | 0.68 | 0.04             | ---        |

Assemble with stem above.


209LWA WLS 154 KF-RE

**RIGHT HAND 9/16 - 18 #122RWA - WELDING HOSE CONNECTOR**651  
WH42R

| PART # | SIZE     | A    | HEX  | APPROX. WT. LBS. | LIST PRICE |
|--------|----------|------|------|------------------|------------|
| 30401  | 1/4"-18  | 1.30 | 0.62 | 0.06             | ---        |
| 32437  | 3/8"-18  | 1.30 | 0.68 | 0.09             | ---        |
| 32438* | 9/16"-18 | 1.25 | 0.68 | 0.07             | ---        |

\* Right UNF thread

156

**LEFT HAND 9/16 - 18 #122LWA - WELDING HOSE CONNECTOR**652  
WH42L

| PART # | SIZE     | A    | HEX  | APPROX. WT. LBS. | LIST PRICE |
|--------|----------|------|------|------------------|------------|
| 30406  | 1/4"-18  | 1.30 | 0.62 | 0.06             | ---        |
| 32439  | 3/8"-18  | 1.30 | 0.68 | 0.09             | ---        |
| 32440* | 9/16"-18 | 1.25 | 0.68 | 0.07             | ---        |

\* Left UNF thread

158

**WARNING:** This product can expose you to chemicals, including lead, which are known to the State of California to cause cancer and birth defects or other reproductive harm. For more information, visit [www.P65Warnings.ca.gov](http://www.P65Warnings.ca.gov)

# BARBED FOR PLASTIC TUBING

## BRASS FITTINGS

### BRASS BARBS FOR POLYETHYLENE TUBING

- Quick connecting fittings that do not require tube preparations for hand assembly. Inexpensive with excellent resistance to vibration.
- All sizes are tube O.D. (I.D.)



### UNION

29MBS



TUBE O.D. (TUBE I.D.) X TUBE O.D. (TUBE I.D.)

| PART # | SIZE                | LIST PRICE |
|--------|---------------------|------------|
| 21003  | 1/4(1/8) x 1/4(1/8) | ---        |
| 21007  | 3/8(1/4) x 1/4(1/8) | ---        |

1062 962

### MALE ADAPTER

29MB



TUBE O.D. (TUBE I.D.) X MALE PIPE

| PART # | SIZE           | LIST PRICE |
|--------|----------------|------------|
| 21023  | 1/4(1/8) x 1/8 | ---        |
| 21025  | 1/4(1/8) x 1/4 | ---        |
| 21027  | 3/8(1/4) x 1/8 | ---        |

1068 968 688

### BULKHEAD UNION

29MBHS



TUBE O.D. (TUBE I.D.)

| PART # | SIZE     | LIST PRICE |
|--------|----------|------------|
| 21082  | 1/4(1/8) | ---        |

1074

### UNION ELBOW



1065  
965

29BEMB  
TUBE O.D. (I.D.)

| PART # | SIZE     | LIST PRICE |
|--------|----------|------------|
| 21095  | 1/4(1/8) | ---        |
| 21097  | 3/8(1/4) | ---        |

### MALE 90° ELBOW



29MBE  
TUBE O.D. (I.D.) X MALE PIPE

| PART # | SIZE            | LIST PRICE |
|--------|-----------------|------------|
| 21111  | 1/4(1/8) x 1/16 | ---        |
| 21113  | 1/4(1/8) x 1/8  | ---        |
| 21115  | 1/4(1/8) x 1/4  | ---        |
| 21117  | 3/8(1/4) x 1/8  | ---        |
| 21119  | 3/8(1/4) x 1/4  | ---        |
| 21121  | 1/2(3/8) x 3/8  | ---        |

1069 969 229

### UNION TEE




29MBT  
O.D. (I.D.) X O.D. (I.D.) X O.D. (I.D.)

| PART # | SIZE     | LIST PRICE |
|--------|----------|------------|
| 21151  | 1/4(1/8) | ---        |
| 21155  | 3/8(1/4) | ---        |
| 21161  | 1/2(3/8) | ---        |

1064 964 224

### MALE BRANCH TEE




29MRMT

| PART # | SIZE                      | LIST PRICE |
|--------|---------------------------|------------|
| 21193  | 1/4(1/8) x 1/4(1/8) x 1/8 | ---        |
| 21195  | 3/8(1/4) x 3/8(1/4) x 1/8 | ---        |

1072 972 232

### FEMALE BRANCH TEE



29MBPT


O.D. (I.D.) X O.D. (I.D.) X FEMALE PIPE

| PART # | SIZE                      | LIST PRICE |
|--------|---------------------------|------------|
| 21207  | 1/4(1/8) x 1/4(1/8) x 1/8 | ---        |

1077 978

### TWO BARB FITTINGS

More Sizes Available - Please Ask!



### MALE ADAPTER PIPE



TUBE O.D. (I.D.) X MALE PIPE

| PART # | SIZE           | LIST PRICE |
|--------|----------------|------------|
| 32150  | 1/4(1/8) x 1/8 | ---        |
| 32153  | 3/8(1/4) x 1/4 | ---        |

28

### UNION TEE



| PART # | TUBE O.D. (I.D.) | LIST PRICE |
|--------|------------------|------------|
| 32159  | 1/4(1/8 ID)      | ---        |
| 32160  | 3/8(1/4 ID)      | ---        |

225

### 90° ELBOW



| PART # | TUBE O.D. (I.D.) | LIST PRICE |
|--------|------------------|------------|
| 32170  | 1/4(1/8 ID)      | ---        |
| 32171  | 3/8(1/4 ID)      | ---        |

WARNING: This product can expose you to chemicals, including lead, which are known to the State of California to cause cancer and birth defects or other reproductive harm. For more information, visit www.P65Warnings.ca.gov


BRASS

**BARSTOCK/ CAST SS HOSE BARB**

BRASS FITTINGS

**316 STAINLESS STEEL MACHINED RIGID  
MALE ADAPTER**

| PART #  | HOSE I.D. X NPT | LIST PRICE |
|---------|-----------------|------------|
| 32001SS | 1/8" x 1/8"     | ---        |
| 32002SS | 3/16" x 1/8"    | ---        |
| 32003SS | 3/16" x 1/4"    | ---        |
| 32004SS | 1/4" x 1/8"     | ---        |
| 32005SS | 1/4" x 1/4"     | ---        |
| 32006SS | 1/4" x 3/8"     | ---        |
| 32008SS | 5/16" x 1/8"    | ---        |
| 32009SS | 5/16" x 1/4"    | ---        |
| 32010SS | 5/16" x 3/8"    | ---        |
| 32011SS | 3/8" x 1/8"     | ---        |
| 32012SS | 3/8" x 1/4"     | ---        |
| 32013SS | 3/8" x 3/8"     | ---        |
| 32014SS | 3/8" x 1/2"     | ---        |
| 32015SS | 1/2" x 1/4"     | ---        |
| 32016SS | 1/2" x 3/8"     | ---        |
| 32017SS | 1/2" x 1/2"     | ---        |
| 32018SS | 1/2" x 3/4"     | ---        |
| 32019SS | 5/8" x 3/8"     | ---        |
| 32020SS | 5/8" x 1/2"     | ---        |
| 32021SS | 5/8" x 3/4"     | ---        |
| 32022SS | 3/4" x 1/2"     | ---        |
| 32023SS | 3/4" x 3/4"     | ---        |
| 32024SS | 1" x 3/4"       | ---        |

**316 STAINLESS STEEL SPLICER**

| PART #  | HOSE I.D. X<br>HOSE I.D. | A    | B    | LIST<br>PRICE |
|---------|--------------------------|------|------|---------------|
| 32091SS | 1/8"                     |      |      | ---           |
| 32093SS | 1/4"                     | 2.03 | 0.97 | ---           |
| 32094SS | 5/16"                    |      |      | ---           |
| 32095SS | 3/8"                     | 2.06 | 0.97 | ---           |
| 32096SS | 1/2"                     | 2.06 | 0.97 | ---           |
| 32098SS | 3/4"                     | 2.50 | 1.19 | ---           |

**316 STAINLESS STEEL BARB ELBOW**

| PART #  | HOSE I.D. X NPT | LIST PRICE |
|---------|-----------------|------------|
| 32038SS | 1/4 x 1/8       | ---        |
| 32039SS | 1/4 x 1/4       | ---        |
| 32041SS | 3/8 x 1/4       | ---        |
| 32042SS | 3/8 x 3/8       | ---        |
| 32043SS | 1/2" x 3/8"     | ---        |
| 32311SS | 1/2 x 1/2       | ---        |
| 32314SS | 3/4" x 3/4"     | ---        |

**304 STAINLESS STEEL HOSE NIPPLES**

• Cast

| PART # | HOSE I.D. X MALE PIPE | LIST PRICE |
|--------|-----------------------|------------|
| 73951  | 1/4"                  | ---        |
| 73952  | 3/8"                  | ---        |
| 73953  | 1/2"                  | ---        |
| 73954  | 3/4"                  | ---        |
| 73955  | 1"                    | ---        |
| 73956  | 1-1/4"                | ---        |
| 73957  | 1-1/2"                | ---        |
| 73958  | 2"                    | ---        |
| 73959  | 2-1/2"                | ---        |
| 73960  | 3"                    | ---        |

**304 STAINLESS STEEL REDUCING HOSE NIPPLES**

• Cast

| PART # | HOSE I.D. X MALE PIPE | LIST PRICE |
|--------|-----------------------|------------|
| 73970  | 1/4" X 1/8"           | ---        |
| 73971  | 3/8" X 1/4"           | ---        |
| 73972  | 1/2" X 3/8"           | ---        |
| 73973  | 1/2" X 1/4"           | ---        |
| 73974  | 3/4" X 1/2"           | ---        |
| 73975  | 1" X 3/4"             | ---        |
| 73976  | 1" X 1/2"             | ---        |
| 73977  | 1-1/4" X 1"           | ---        |
| 73979  | 1-1/2" X 1-1/4"       | ---        |
| 73980  | 1-1/2" X 1"           | ---        |
| 73981  | 2" X 1-1/2"           | ---        |
| 73982  | 2" X 1-1/4"           | ---        |

**316 STAINLESS STEEL HOSE NIPPLES**

• Cast

| PART # | HOSE I.D. X MALE PIPE | LIST PRICE |
|--------|-----------------------|------------|
| 973951 | 1/4"                  | ---        |
| 973952 | 3/8"                  | ---        |
| 973953 | 1/2"                  | ---        |
| 973954 | 3/4"                  | ---        |
| 973955 | 1"                    | ---        |
| 973956 | 1-1/4"                | ---        |
| 973957 | 1-1/2"                | ---        |
| 973958 | 2"                    | ---        |
| 973959 | 2-1/2"                | ---        |
| 973990 | 3"                    | ---        |
| 973991 | 4"                    | ---        |

**WARNING:** This product can expose you to chemicals, including lead, which are known to the State of California to cause cancer and birth defects or other reproductive harm. For more information, visit [www.P65Warnings.ca.gov](http://www.P65Warnings.ca.gov)



# BEVERAGE FITTINGS

## BRASS FITTINGS

### BARB TO MALE PIPE ADAPTER



| PART # | SIZE        | LIST PRICE |
|--------|-------------|------------|
| 34587  | 1/4" x 1/8" | ---        |
| 34588  | 1/4" x 1/4" | ---        |
| 34591  | 3/8" x 1/4" | ---        |
| 34592  | 3/8" x 3/8" | ---        |
| 34595  | 3/8" x 1/2" | ---        |
| 34597  | 1/2" x 3/4" | ---        |

### FEMALE FLARE SWIVEL SETS



| PART # | SIZE         | LIST PRICE |
|--------|--------------|------------|
| 34501  | 1/4" x 1/4"  | ---        |
| 34502  | 5/16" x 1/4" | ---        |
| 34504  | 3/8" x 3/8"  | ---        |

### ONE PIECE SWIVEL BARB X FE. FL



| PART # | SIZE        | LIST PRICE |
|--------|-------------|------------|
| 34510  | 3/8" x 1/4" | ---        |

### HOSE SPLICER (STRAIGHT)



| PART # | SIZE         | LIST PRICE |
|--------|--------------|------------|
| 34532  | 3/16"        | ---        |
| 34533  | 1/4"         | ---        |
| 34534  | 1/4" x 3/16" | ---        |
| 34535  | 3/8"         | ---        |
| 34543  | 3/8" x 1/4"  | ---        |
| 34540  | 1/2" x 3/8"  | ---        |

### PLUG



| PART # | SIZE | LIST PRICE |
|--------|------|------------|
| 34572  | 1/4" | ---        |

### U-BEND



| PART # | SIZE | A | LIST PRICE |
|--------|------|---|------------|
| 34633  | 3/8" | 2 | ---        |

### U-BEND W/MANIFOLD



### THINWALL

| PART # | SIZE | LIST PRICE |
|--------|------|------------|
| 34621T | 1/4" | ---        |
| 34622T | 3/8" | ---        |

### CROSS



### CROSS - THINWALL


| PART # | SIZE | LIST PRICE |
|--------|------|------------|
| 34635T | 1/4" | ---        |
| 34638T | 3/8" | ---        |

### Flo-Jet Fittings



| PART #         | SIZE | LIST PRICE |
|----------------|------|------------|
| P-1520-000-TEE | 1/4" |            |
| P-1521-000-EL  | 1/4" |            |
| P-1522-000     | 1/4" |            |

### Y TEES



### THINWALL

| PART # | SIZE | A     | LIST PRICE |
|--------|------|-------|------------|
| 34650T | 1/4" | 1-1/8 | ---        |
| 34652T | 3/8" | 1-1/4 | ---        |

### BARB HOSE TEES



| PART # | SIZE | LIST PRICE |
|--------|------|------------|
| 34562  | 1/4" | ---        |
| 34563  | 3/8" | ---        |

### REDUCING TEES

| PART # | 1&2  | 3    | LIST PRICE |
|--------|------|------|------------|
| 34567  | 1/4" | 3/8" | ---        |
| 34568  | 3/8" | 1/4" | ---        |

### THINWALL TEES



| PART # | SIZE | LIST PRICE |
|--------|------|------------|
| 34562T | 1/4" | ---        |
| 34563T | 3/8" | ---        |
| 34564T | 1/2" | ---        |

### 90° BARB SPLICER



| PART # | SIZE  | LIST PRICE |
|--------|-------|------------|
| 34551  | 1/4"  | ---        |
| 34550  | 5/16" | ---        |
| 34552  | 3/8"  | ---        |

**WARNING:** This product can expose you to chemicals, including lead, which are known to the State of California to cause cancer and birth defects or other reproductive harm. For more information, visit [www.P65Warnings.ca.gov](http://www.P65Warnings.ca.gov)

BRASS

**PUSH ON HOSE BARB**

BRASS FITTINGS

**PUSH ON BARB FITTINGS**

**Typical Application:** Low Pressure Air, Fuel, Lube, and Oil Lines

- Pressure determined by tube material and hardness. Our parts have been tested to max 150 PSI.

**Advantages:** Easy assembly. No clamps needed!!

- **Assembly Instructions**

- 1- Lubricate insert.
- 2- Hold hose at angle as shown & push on and up over first barb.
- 3- Continue to push straight on until hose is seated under protective plastic cap. Keep hands back from hose end area so that hose can expand.

- **Disassembling Instructions**

- 1- Split hose. Do not cut completely through hose. Sealing edge of barb could be damaged.
- 2- Bend hose and remove with a quick pull.

See lead free section for lead free push-on barb fittings. **Stainless steel available at the end of this section.**

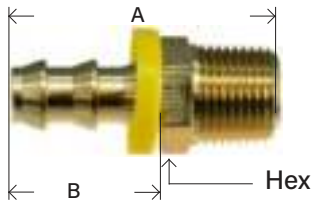
ACTUAL PROFILE OF PUSH ON BARBS



# PUSH-ON FITTINGS

## BRASS FITTINGS

### MALE ADAPTER

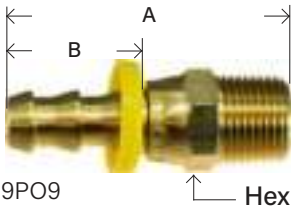


29PO1  
129PO1

| PART # | HOSE I.D. X MALE NPTF | A    | B    | HEX  | APPROX. WT. LBS. | LIST PRICE |
|--------|-----------------------|------|------|------|------------------|------------|
| 30200  | 1/4" x 1/8"           | 1.43 | 0.87 | 0.50 | 0.04             | ---        |
| 30201  | 1/4" x 1/4"           | 1.66 | 0.87 | 0.56 | 0.06             | ---        |
| 30211  | 1/4" x 3/8"           | 1.66 | 0.87 | 0.68 | 0.06             | ---        |
| 30208  | 1/4" x 1/2"           | 1.83 | 0.88 | 0.88 | 0.10             | ---        |
| 30212  | 5/16" x 1/8"          | 1.42 | 0.77 | 0.43 | 0.04             | ---        |
| 30213  | 5/16" x 1/4"          | 1.66 | 0.87 | 0.56 | 0.06             | ---        |
| 30202  | 3/8" x 1/8"           | 1.53 | 0.97 | 0.50 | 0.04             | ---        |
| 30203  | 3/8" x 1/4"           | 1.69 | 0.89 | 0.56 | 0.07             | ---        |
| 30204  | 3/8" x 3/8"           | 1.76 | 0.97 | 0.68 | 0.08             | ---        |
| 30205  | 3/8" x 1/2"           | 1.97 | 0.97 | 0.87 | 0.10             | ---        |
| 30392  | 3/8" x 3/4"           | 1.97 | 0.92 | 1.06 | 0.16             | ---        |
| 30216  | 1/2" x 1/4"           | 1.76 | 0.97 | 0.68 | 0.08             | ---        |
| 30206  | 1/2" x 3/8"           | 1.76 | 0.97 | 0.68 | 0.09             | ---        |
| 30207  | 1/2" x 1/2"           | 1.97 | 0.97 | 0.87 | 0.14             | ---        |
| 30217  | 1/2" x 3/4"           | 1.97 | 0.97 | 1.06 | 0.16             | ---        |
| 30218  | 1/2" x 1"             | 2.29 | 0.97 | 1.37 | 0.34             | ---        |
| 30219  | 5/8" x 3/8"           | 2.34 | 1.50 | 0.75 | 0.12             | ---        |
| 30209  | 5/8" x 1/2"           | 2.45 | 1.45 | 0.87 | 0.16             | ---        |
| 30214  | 5/8" x 3/4"           | 2.45 | 1.45 | 1.06 | 0.18             | ---        |
| 30215  | 3/4" x 1/2"           | 2.45 | 1.45 | 0.87 | 0.21             | ---        |
| 30210  | 3/4" x 3/4"           | 2.45 | 1.45 | 1.06 | 0.20             | ---        |
| 30238  | 1" x 3/4"             | 2.93 | 1.50 | 1.25 | 0.43             | ---        |
| 30239  | 1" x 1"               | 3.11 | 1.50 | 1.37 | 0.49             | ---        |

301 P990A HLM 100B-1 KA-MB 272 29PO 725 625 BPN 941 30182

### MALE SWIVEL

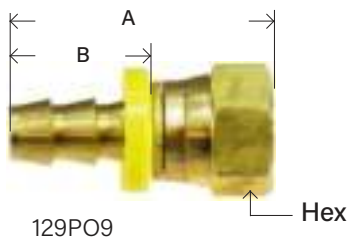


29PO9  
129PO2

| PART # | HOSE I.D. X MALE NPTF | A    | B    | HEX  | APPROX. WT. LBS. | LIST PRICE |
|--------|-----------------------|------|------|------|------------------|------------|
| 30422  | 1/4" x 1/8"           | 2.07 | 0.87 | 0.56 | 0.06             | ---        |
| 30385  | 1/4" x 1/4"           | 2.02 | 0.87 | 0.56 | 0.06             | ---        |
| 30386  | 3/8" x 1/4"           | 2.12 | 0.97 | 0.56 | 0.08             | ---        |
| 30387  | 3/8" x 3/8"           | 2.12 | 0.97 | 0.68 | 0.08             | ---        |
| 30388  | 1/2" x 3/8"           | 2.12 | 0.97 | 0.68 | 0.10             | ---        |
| 30389  | 1/2" x 1/2"           | 2.33 | 0.97 | 0.87 | 0.14             | ---        |
| 30424  | 5/8" x 1/2"           | 2.80 | 1.45 | 0.88 | 0.18             | ---        |
| 30390  | 3/4" x 3/4"           | 2.80 | 1.45 | 1.06 | 0.24             | ---        |

921 HMS 285 31382

### FEMALE GASKET SEAL SWIVEL - NPSM



129PO9

• Not recommend for water due to fiber gasket - for air service only. For water, replace with rubber gasket

| PART # | HOSE I.D. X GASKET SWIVEL (NPSM) | A    | B    | HEX  | APPROX. WT. LBS. | LIST PRICE |
|--------|----------------------------------|------|------|------|------------------|------------|
| 30359  | 1/4" x 1/8"                      | 1.39 | 0.77 | 0.50 | 0.03             | ---        |
| 30358  | 1/4" x 1/4"                      | 1.47 | 0.82 | 0.68 | 0.06             | ---        |
| 30360  | 3/8" x 1/4"                      | 1.61 | 1.00 | 0.68 | 0.06             | ---        |
| 30361  | 3/8" x 3/8"                      | 1.77 | 0.97 | 0.81 | 0.08             | ---        |
| 30362  | 3/8" x 1/2"                      | 1.80 | 0.92 | 0.93 | 0.09             | ---        |
| 30363  | 1/2" x 1/2"                      | 1.90 | 1.02 | 0.93 | 0.11             | ---        |
| 30366  | 3/4" x 3/4"                      | 2.36 | 1.55 | 1.18 | 0.32             | ---        |

280


Dimension data can change without notice. Please check when dimensions are critical.

**WARNING:** This product can expose you to chemicals, including lead, which are known to the State of California to cause cancer and birth defects or other reproductive harm. For more information, visit [www.P65Warnings.ca.gov](http://www.P65Warnings.ca.gov)

BRASS

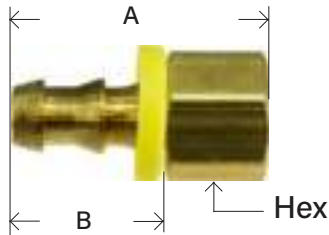
**PUSH ON HOSE BARB**

## BRASS FITTINGS

**HOSE SPLICER**29P08  
129PO14

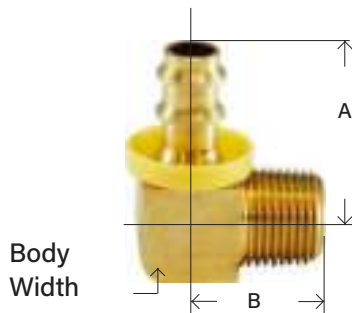
| PART # | HOSE I.D. | A    | APPROX. WT. LBS. | LIST PRICE |
|--------|-----------|------|------------------|------------|
| 30300  | 1/4"      | 1.87 | 0.04             | ---        |
| 30305  | 5/16"     | 1.80 | 0.04             | ---        |
| 30301  | 3/8"      | 2.00 | 0.06             | ---        |
| 30302  | 1/2"      | 2.01 | 0.08             | ---        |
| 30303  | 5/8"      | 3.03 | 0.14             | ---        |
| 30304  | 3/4"      | 3.03 | 0.14             | ---        |
| 30306  | 1"        | 3.21 | 0.28             | ---        |

BPM 696 29SPO 296 915 729 100B-Y KA-RM MHL 296 38282

**RIGID FEMALE ADAPTER**29PO2  
129PO7

| PART # | HOSE I.D. X FEMALE NPTF | A    | B    | HEX  | APPROX. WT. LBS. | LIST PRICE |
|--------|-------------------------|------|------|------|------------------|------------|
| 30220  | 1/4" x 1/8"             | 1.35 | 0.87 | 0.50 | 0.02             | ---        |
| 30221  | 1/4" x 1/4"             | 1.51 | 0.87 | 0.62 | 0.06             | ---        |
| 30384  | 1/4" x 3/8"             | 1.51 | 0.77 | 0.75 | 0.06             | ---        |
| 30222  | 5/16" x 1/4"            | 1.51 | 0.87 | 0.62 | 0.06             | ---        |
| 30393  | 3/8" x 1/8"             | 1.47 | 0.92 | 0.56 | 0.06             | ---        |
| 30224  | 3/8" x 1/4"             | 1.61 | 0.97 | 0.62 | 0.06             | ---        |
| 30225  | 3/8" x 3/8"             | 1.63 | 0.97 | 0.75 | 0.06             | ---        |
| 30394  | 3/8" x 1/2"             | 1.66 | 0.92 | 0.93 | 0.12             | ---        |
| 30223  | 1/2" x 1/4"             | 1.76 | 1.02 | 0.68 | 0.08             | ---        |
| 30226  | 1/2" x 3/8"             | 1.63 | 0.97 | 0.75 | 0.08             | ---        |
| 30227  | 1/2" x 1/2"             | 1.77 | 0.97 | 0.93 | 0.14             | ---        |
| 30396  | 1/2" x 3/4"             | 2.07 | 1.02 | 1.18 | 0.20             | ---        |
| 30229  | 5/8" x 1/2"             | 2.24 | 1.48 | 0.93 | 0.11             | ---        |
| 30399  | 3/4" x 1/2"             | 2.24 | 1.50 | 0.93 | 0.14             | ---        |
| 30395  | 3/4" x 3/4"             | 2.55 | 1.50 | 1.18 | 0.24             | ---        |
| 30402  | 1" x 1"                 | 2.68 | 1.55 | 1.43 | 0.37             | ---        |

30282 29FPO HLF 626 274 726 940

**MALE ELBOW**29POE  
129PO20

| PART # | HOSE I.D. X MALE NPTF | A    | B    | BODY WIDTH | APPROX. WT. LBS. | LIST PRICE |
|--------|-----------------------|------|------|------------|------------------|------------|
| 30372  | 1/4" x 1/8"           | 0.98 | 0.75 | 0.50       | 0.04             | ---        |
| 30373  | 1/4" x 1/4"           | 1.04 | 0.95 | 0.56       | 0.06             | ---        |
| 30374  | 5/16" x 1/8"          | 1.02 | 0.94 | 0.50       | 0.06             | ---        |
| 30375  | 5/16" x 1/4"          | 1.09 | 0.94 | 0.56       | 0.08             | ---        |
| 30370  | 3/8" x 1/8"           | 1.11 | 0.75 | 0.50       | 0.10             | ---        |
| 30371  | 3/8" x 1/4"           | 1.13 | 0.90 | 0.56       | 0.10             | ---        |
| 30376  | 3/8" x 3/8"           | 1.21 | 0.92 | 0.70       | 0.12             | ---        |
| 30377  | 3/8" x 1/2"           | 1.30 | 1.19 | 0.87       | 0.22             | ---        |
| 30382  | 1/2" x 3/8"           | 1.32 | 1.02 | 0.70       | 0.13             | ---        |
| 30378  | 1/2" x 1/2"           | 1.50 | 1.19 | 0.87       | 0.22             | ---        |
| 30379  | 5/8" x 1/2"           | 1.98 | 1.19 | 0.87       | 0.26             | ---        |
| 30381  | 3/4" x 3/4"           | 2.07 | 1.28 | 1.06       | 0.34             | ---        |

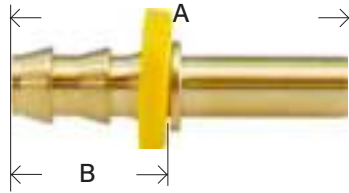
100-C 29EPO 273

**WARNING:** This product can expose you to chemicals, including lead, which are known to the State of California to cause cancer and birth defects or other reproductive harm. For more information, visit [www.P65Warnings.ca.gov](http://www.P65Warnings.ca.gov)

# PUSH ON HOSE BARB

## BRASS FITTINGS

### RIGID TUBE ADAPTER

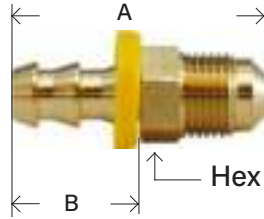


29PO1D  
129PO15

| PART # | HOSE I.D. X O.D TUBE | A    | B    | APPROX. WT. LBS. | LIST PRICE |
|--------|----------------------|------|------|------------------|------------|
| 30290  | 1/4" x 3/16"         | 1.68 | 0.77 | 0.04             | ---        |
| 30291  | 1/4" x 1/4"          | 1.88 | 0.77 | 0.04             | ---        |
| 30292  | 1/4" x 5/16"         | 1.88 | 0.77 | 0.04             | ---        |
| 30293  | 5/16" x 5/16"        | 1.91 | 0.79 | 0.04             | ---        |
| 30294  | 3/8" x 3/8"          | 2.03 | 0.92 | 0.06             | ---        |
| 30297  | 1/2" x 1/2"          | 2.13 | 1.02 | 0.06             | ---        |

294 100B-X KA-RL 303 732 694

### MALE SAE FLARE ADAPTER

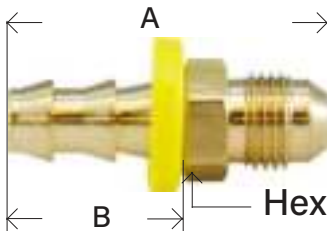


29PO3  
129PO4

| PART # | HOSE I.D. X 45° MALE FLARE | UNF THREAD | A    | B    | HEX   | APPROX. WT. LBS. | LIST PRICE |
|--------|----------------------------|------------|------|------|-------|------------------|------------|
| 30240  | 1/4" x 1/4"                | 7/16-20    | 1.45 | 0.75 | 0.43  | 0.04             | ---        |
| 30241  | 1/4" x 5/16"               | 1/2-20     | 1.59 | 0.84 | 0.50  | 0.04             | ---        |
| 30249  | 5/16" x 5/16"              | 1/2-20     | 1.60 | 0.80 | 0.50  | 0.06             | ---        |
| 30271  | 3/8" x 5/16"               | 1/2-20     | 1.64 | 0.86 | 0.50  | 0.08             | ---        |
| 30243  | 3/8" x 3/8"                | 5/8-18     | 1.83 | 0.92 | 0.62  | 0.08             | ---        |
| 30245  | 1/2" x 1/2"                | 3/4-16     | 1.98 | 1.02 | 0.875 | 0.10             | ---        |
| 30246  | 5/8" x 5/8"                | 7/8-14     | 2.73 | 1.50 | 0.87  | 0.19             | ---        |
| 30247  | 3/4" x 3/4"                | 1-1/16-14  | 2.98 | 1.50 | 1.06  | 0.32             | ---        |

100B-3 KA-MS 727 945 682 302 282

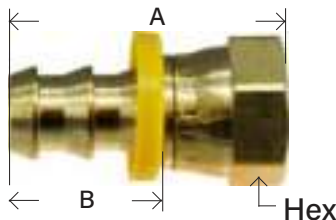
### 37° MALE JIC FLARE ADAPTER



29PO11  
129PO6

| PART # | HOSE I.D. X MALE JIC | UNF THREAD | A    | B    | HEX  | APPROX. WT. LBS. | LIST PRICE |
|--------|----------------------|------------|------|------|------|------------------|------------|
| 32900  | 1/4" x 1/4"          | 7/16-20    | 1.57 | 0.84 | 0.50 | 0.04             | ---        |
| 32901  | 1/4" x 5/16"         | 1/2-20     | 1.60 | 0.83 | 0.56 | 0.04             | ---        |
| 32906  | 1/4" x 3/8"          | 9/16-18    | 1.63 | 0.77 | 0.62 | 0.05             | ---        |
| 32902  | 3/8" x 3/8"          | 9/16-18    | 1.78 | 0.97 | 0.62 | 0.06             | ---        |
| 32903  | 1/2" x 1/2"          | 3/4-16     | 1.97 | 0.97 | 0.75 | 0.10             | ---        |
| 32907  | 5/8" x 5/8"          | 7/8-14     | 2.62 | 1.50 | 0.93 | 0.19             | ---        |
| 32905  | 3/4" x 3/4"          | 1-1/16-12  | 2.79 | 1.50 | 1.12 | 0.29             | ---        |

### SAE/JIC DUAL 45°/37° FEMALE SWIVEL



29PO5  
129PO10

| PART # | HOSE I.D. X DUAL SEAT | UNF THREAD | A    | B    | HEX  | APPROX. WT. LBS. | LIST PRICE |
|--------|-----------------------|------------|------|------|------|------------------|------------|
| 30230  | 1/4" x 1/4"           | 7/16-20    | 1.53 | 0.87 | 0.56 | 0.06             | ---        |
| 30231  | 1/4" x 5/16"          | 1/2-20     | 1.53 | 0.87 | 0.62 | 0.04             | ---        |
| 30232  | 5/16" x 5/16"         | 1/2-20     | 1.56 | 0.87 | 0.62 | 0.04             | ---        |
| 30427  | 3/8" x 5/16"          | 1/2-20     | 1.74 | 0.87 | 0.62 | 0.06             | ---        |
| 30233  | 3/8" x 1/2"           | 3/4-16     | 1.79 | 0.97 | 0.87 | 0.10             | ---        |
| 30234  | 1/2" x 1/2"           | 3/4-16     | 1.77 | 0.97 | 0.87 | 0.10             | ---        |
| 30235  | 1/2" x 5/8"           | 7/8-14     | 1.84 | 0.97 | 1.00 | 0.12             | ---        |
| 30236  | 5/8" x 1/2"           | 3/4-16     | 2.27 | 1.45 | 0.87 | 0.18             | ---        |
| 30237  | 5/8" x 5/8"           | 7/8-14     | 2.33 | 1.45 | 1.00 | 0.14             | ---        |
| 30428  | 3/4" x 5/8"           | 7/8-14     | 2.33 | 1.45 | 1.00 | 0.20             | ---        |

29FDS 287 HDF 309 735 690 P990-K 305 935/934

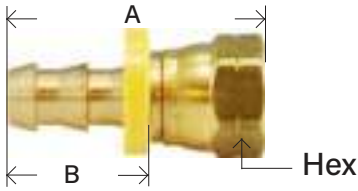
Dimension data can change without notice. Please see our website when dimensions are critical.

WARNING: This product can expose you to chemicals, including lead, which are known to the State of California to cause cancer and birth defects or other reproductive harm. For more information, visit [www.P65Warnings.ca.gov](http://www.P65Warnings.ca.gov)

BRASS

**PUSH ON HOSE BARB**


## BRASS FITTINGS

**45° SAE FLARE FEMALE SWIVEL**

29P06  
129PO14

| PART # | HOSE I.D. X<br>45° FEMALE<br>FLARE | UNF<br>THREAD | A    | B    | HEX  | APPROX.<br>WT. LBS. | LIST<br>PRICE |
|--------|------------------------------------|---------------|------|------|------|---------------------|---------------|
| 30250  | 1/4" x 1/4"                        | 7/16-20       | 1.54 | 0.87 | 0.56 | 0.04                | ---           |
| 30251  | 1/4" x 5/16"                       | 1/2-20        | 1.57 | 0.87 | 0.62 | 0.04                | ---           |
| 30253  | 1/4" x 3/8"                        | 5/8-18        | 1.63 | 0.87 | 0.75 | 0.06                | ---           |
| 30254  | 5/16" x 5/16"                      | 1/2-20        | 1.58 | 0.87 | 0.68 | 0.06                | ---           |
| 30260  | 5/16" x 3/8"                       | 5/8-18        | 1.63 | 0.87 | 0.75 | 0.08                | ---           |
| 30252  | 3/8" x 3/8"                        | 5/8-18        | 1.73 | 0.97 | 0.75 | 0.10                | ---           |
| 30257  | 3/8" x 1/2"                        | 3/4-16        | 1.85 | 0.87 | 0.87 | 0.10                | ---           |
| 30261  | 1/2" x 3/8"                        | 5/8-18        | 1.92 | 1.05 | 0.75 | 0.10                | ---           |
| 30255  | 1/2" x 1/2"                        | 3/4-16        | 1.77 | 0.97 | 0.87 | 0.12                | ---           |
| 30258  | 5/8" x 5/8"                        | 7/8-14        | 2.35 | 1.45 | 1.00 | 0.14                | ---           |
| 30259  | 3/4" x 3/4"                        | 1-1/16-14     | 2.42 | 1.45 | 1.25 | 0.22                | ---           |

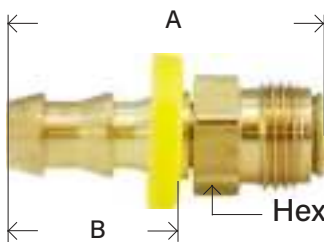
30882 728 P990-H 29AEPO 307 284 1005-4 KA-NS HSF 684 934

**FEMALE 37° JIC FLARE SWIVEL**

29P07  
129PO12

| PART # | HOSE I.D. X<br>FEMALE JIC | UNF<br>THREAD | A    | B    | HEX  | APPROX.<br>WT. LBS. | LIST<br>PRICE |
|--------|---------------------------|---------------|------|------|------|---------------------|---------------|
| 30265  | 1/4" x 1/4"               | 7/16-20       | 1.54 | 0.87 | 0.56 | 0.04                | ---           |
| 30264  | 1/4" x 3/8"               | 9/16-18       | 1.57 | 0.87 | 0.68 | 0.06                | ---           |
| 30270  | 5/16" x 3/8"              | 9/16-18       | 1.60 | 0.82 | 0.68 | 0.06                | ---           |
| 30266  | 3/8" x 3/8"               | 9/16-18       | 1.70 | 0.97 | 0.68 | 0.08                | ---           |
| 30267  | 1/2" x 1/2"               | 3/4-16        | 1.78 | 0.97 | 0.87 | 0.10                | ---           |
| 30268  | 5/8" x 5/8"               | 7/8-14        | 2.33 | 1.45 | 1.00 | 0.14                | ---           |
| 30269  | 3/4" x 3/4"               | 1-1/16-12     | 2.40 | 1.45 | 1.25 | 0.22                | ---           |
| 30429  | 1" x 1"                   | 1-5/16-12     | 2.60 | 1.45 | 1.50 | 0.39                | ---           |

JF 944/934 29J1CPO HJF 688 738 288 100B-6 308 P990-F 30682 KA-NJ

**INVERTED FLARE MALE SWIVEL**

29P016  
129PO6

| PART # | HOSE I.D. X<br>MALE INV FLARE | UNF<br>THREAD | A    | B    | HEX  | APPROX.<br>WT. LBS. | LIST<br>PRICE |
|--------|-------------------------------|---------------|------|------|------|---------------------|---------------|
| 30275  | 1/4" x 3/16"                  | 3/8-24        | 1.52 | 0.87 | 0.37 | 0.04                | ---           |
| 30276  | 1/4" x 1/4"                   | 7/16-24       | 1.56 | 0.87 | 0.43 | 0.04                | ---           |
| 30277  | 1/4" x 5/16"                  | 1/2-20        | 1.62 | 0.87 | 0.50 | 0.04                | ---           |
| 30278  | 5/16" x 1/4"                  |               |      |      |      |                     |               |
| 30280  | 5/16" x 5/16"                 | 1/2-20        | 1.62 | 0.87 | 0.50 | 0.06                | ---           |
| 30283  | 5/16" x 3/8"                  | 5/8-18        | 1.63 | 0.87 | 0.62 | 0.06                | ---           |
| 30284  | 3/8" x 5/16"                  | 1/2-20        | 1.72 | 0.97 | 0.50 | 0.06                | ---           |
| 30279  | 3/8" x 3/8"                   | 5/8-18        | 1.76 | 0.97 | 0.62 | 0.06                | ---           |
| 30282  | 1/2" x 1/2"                   | 3/4-18        | 1.84 | 0.97 | 0.75 | 0.10                | ---           |
| 30286  | 5/8" x 5/8"                   | 7/8-18        | 2.50 | 1.57 | 0.87 | 0.14                | ---           |

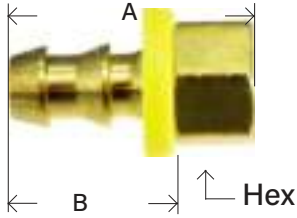
290 100B-B KA-MF 1MS 947

**WARNING:** This product can expose you to chemicals, including lead, which are known to the State of California to cause cancer and birth defects or other reproductive harm. For more information, visit [www.P65Warnings.ca.gov](http://www.P65Warnings.ca.gov)

# PUSH ON HOSE BARB

## BRASS FITTINGS

### INVERTED FLARE FEMALE ADAPTER

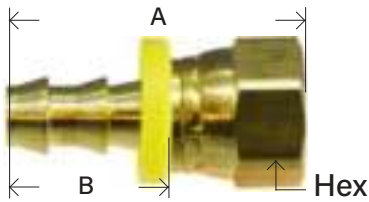


29P013  
129P013

| PART # | HOSE I.D. X FEMALE INV FLARE | A    | B    | HEX  | APPROX. WT. LBS. | LIST PRICE |
|--------|------------------------------|------|------|------|------------------|------------|
| 30310  | 1/4" x 3/16"                 | 1.12 | 0.84 | 0.50 | 0.02             | ---        |
| 30311  | 1/4" x 1/4"                  | 1.14 | 0.84 | 0.56 | 0.02             | ---        |
| 30312  | 1/4" x 5/16"                 | 1.18 | 0.82 | 0.62 | 0.02             | ---        |
| 30316  | 5/16" x 5/16"                | 1.25 | 0.81 | 0.62 | 0.04             | ---        |
| 30313  | 3/8" x 5/16"                 | 1.32 | 0.87 | 0.62 | 0.04             | ---        |
| 30314  | 3/8" x 3/8"                  | 1.35 | 0.95 | 0.75 | 0.06             | ---        |
| 30315  | 1/2" x 1/2"                  | 1.73 | 1.04 | 0.87 | 0.12             | ---        |

306 100B-A KA-NG 292 P990-J 736 692 946

### FEMALE BALLSEAT SWIVEL

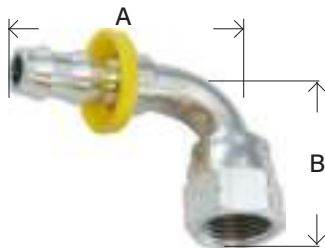


29P04  
129P08

| PART # | HOSE I.D. X FEMALE NPSM | A    | B    | HEX  | APPROX. WT. LBS. | LIST PRICE |
|--------|-------------------------|------|------|------|------------------|------------|
| 30340  | 1/4" X 1/8"             | 1.39 | 0.85 | 0.50 | 0.06             | ---        |
| 30341  | 1/4" X 1/4"             | 1.47 | 0.82 | 0.68 | 0.06             | ---        |
| 30342  | 1/4" x 3/8"             | 1.40 | 0.77 | 0.68 | 0.09             | ---        |
| 30343  | 3/8" X 1/4"             | 1.61 | 0.97 | 0.68 | 0.08             | ---        |
| 30344  | 3/8" X 3/8"             | 1.75 | 0.95 | 0.81 | 0.10             | ---        |
| 30346  | 1/2" X 1/2"             | 1.88 | 1.09 | 0.93 | 0.12             | ---        |
| 30349  | 3/4" X 3/4"             | 2.36 | 1.55 | 1.18 | 0.22             | ---        |

628 278 295PO 731 NPSM

### SAE/ JIC 37°/ 45° FEMALE SWIVEL 90° ZINC PLATED STEEL



| PART # | HOSE I.D. X FEMALE 37°/45° | UNF THREAD | A    | B    | APPROX. WT. LBS. | LIST PRICE |
|--------|----------------------------|------------|------|------|------------------|------------|
| 30480  | 1/4"                       | 7/16-20    | 1.55 | 0.83 | .064             | ---        |
| 30482  | 3/8"                       | 9/16-18    | 1.85 | 0.91 | .095             | ---        |
| 30483* | 3/8"                       | 5/8-18     | 1.98 | 0.85 | .095             | ---        |
| 30484  | 1/2"                       | 3/4-16     | 2.33 | 1.09 | .171             | ---        |
| 30485  | 5/8"                       |            |      |      |                  |            |
| 30486  | 3/4"                       | 1-1/16-12  | 3.26 | 1.81 | .281             | ---        |

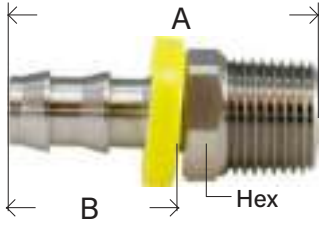
\* SAE

**WARNING:** This product can expose you to chemicals, including lead, which are known to the State of California to cause cancer and birth defects or other reproductive harm. For more information, visit [www.P65Warnings.ca.gov](http://www.P65Warnings.ca.gov)


BRASS

**STAINLESS STEEL PUSH ON 316 HOSE BARB**

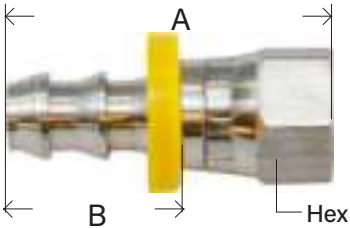
## BRASS FITTINGS

**316 STAINLESS STEEL MALE ADAPTERS**

| PART #  | HOSE I.D. X NPT | A    | B    | HEX  | APPROX. WT. LBS. | LIST PRICE |
|---------|-----------------|------|------|------|------------------|------------|
| 30200SS | 1/4" x 1/8"     | 1.42 | 0.77 | 0.44 | 0.027            | ---        |
| 30201SS | 1/4" x 1/4"     | 1.61 | 0.77 | 0.56 | 0.043            | ---        |
| 30203SS | 3/8" x 1/4"     | 1.76 | 0.92 | 0.56 | 0.053            | ---        |
| 30204SS | 3/8" x 3/8"     | 1.76 | 0.92 | 0.69 | 0.067            | ---        |
| 30206SS | 1/2" x 3/8"     | 1.86 | 1.02 | 0.69 | 0.071            | ---        |
| 30207SS | 1/2" x 1/2"     | 2.07 | 1.02 | 0.88 | 0.119            | ---        |
| 30215SS | 3/4" x 1/2"     | 2.55 | 1.50 | 0.88 | 0.20             | ---        |
| 30210SS | 3/4" x 3/4"     | 2.55 | 1.50 | 1.06 | 0.194            | ---        |

**316 STAINLESS STEEL SAE/ JIC 45°/ 37° FEMALE SWIVEL**

| PART #  | HOSE I.D. X FEMALE 45°/37° | A    | B    | HEX  | APPROX. WT. LBS. | LIST PRICE |
|---------|----------------------------|------|------|------|------------------|------------|
| 30230SS | 1/4" x 1/4"                | 1.48 | 0.74 | 0.56 | 0.023            | ---        |
| 30234SS | 1/2" x 1/2"                | 1.93 | 1.03 | 0.88 | 0.04             | ---        |

**316 STAINLESS STEEL FEMALE 37° JIC FLARE SWIVEL**

| PART #  | HOSE I.D. X FEMALE 37° | A    | B    | HEX  | APPROX. WT. LBS. | LIST PRICE |
|---------|------------------------|------|------|------|------------------|------------|
| 30266SS | 3/8" x 3/8"            | 1.75 | .92  | 0.68 | 0.065            | ---        |
| 30269SS | 3/4" x 3/4"            | 2.53 | 1.50 | 1.25 | 0.259            | ---        |

**WARNING:** This product can expose you to chemicals, including lead, which are known to the State of California to cause cancer and birth defects or other reproductive harm. For more information, visit [www.P65Warnings.ca.gov](http://www.P65Warnings.ca.gov)



# GARDEN HOSE FITTINGS



• **Temperature and Working Pressure Ranges**

From +35°F to +100°F at 75 PSI maximum or the recommended working pressure of the garden hose. (Not to exceed 150 PSI.)

**Note:** All female connector ends should have a rubber washer inserted prior to usage.

**FGH** = Female Garden Hose threads

**MGH** = Male Garden Hose threads

Male garden hose threads are all 3/4" with an outside diameter of 1.0625 and 11-1/2" threads per inch.



Male Garden Hose Profile




See Plastic section for Plastic Garden Hose Fittings



Lead free Garden Hose

Washers included are #30150B black washers.

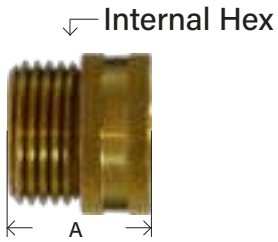
ACTUAL PROFILE OF GARDEN HOSE BARBS



**WARNING:** This product can expose you to chemicals, including lead, which are known to the State of California to cause cancer and birth defects or other reproductive harm. For more information, visit [www.P65Warnings.ca.gov](http://www.P65Warnings.ca.gov)


**STAINLESS STEEL PUSH ON 316 HOSE BARB**

## BRASS FITTINGS

**SWIVEL - MGH X FGH****.WASHER INCLUDED**

| PART #  | MGH X FGH   | A    | HEX   | APPROX. WT. LBS. | LIST PRICE |
|---------|-------------|------|-------|------------------|------------|
| 30000** | 3/4" x 3/4" | 1.03 | 0.50* | 0.26             | ---        |

- \* Internal Hex
- \* Not a live swivel
- \*\* available in swivel crimp style

**SWIVEL - FGH X FGH****.WASHER INCLUDED**

| PART # | FGH X FGH   | A    | HEX       | APPROX. WT. LBS. | LIST PRICE |
|--------|-------------|------|-----------|------------------|------------|
| 30011  | 3/4" x 3/4" | 1.03 | 1.18 O.D. | 0.24             | ---        |
| 30012  | No Swivel   | 1.08 | 1.19      | 0.24             | ---        |

HUS 91 203W GSU 101GH5V 22AS 506 FS66


**SWIVEL - FGH X FEMALE PIPE****.WASHER INCLUDED**

| PART # | FGH X FEMALE NPTF | A    | HEX  | APPROX. WT. LBS. | LIST PRICE |
|--------|-------------------|------|------|------------------|------------|
| 30001  | 3/4" x 1/2"       | 1.20 | 1.00 | 0.11             | ---        |
| 30006  | 3/4" x 3/4"       | 1.11 | 1.12 | 0.11             | ---        |

S1 HSU11 91Z 197S 98GH5V 5AS 21517 502 FS65

**EVAPORATIVE COOLER FITTINGS**

| PART # | SIZE                    | LIST PRICE |
|--------|-------------------------|------------|
| 50016  | MGH x 1/2" FIP          | ---        |
| 30013  | 1/2 MIP x 1/2 FIP x 1/8 | ---        |

**RIGID - FGH X FEMALE PIPE****.WASHER INCLUDED**

| PART # | FGH X FEMALE NPTF | A    | HEX  | APPROX. WT. LBS. | LIST PRICE |
|--------|-------------------|------|------|------------------|------------|
| 30016  | 3/4" x 1/8"       | 1.02 | 1.18 | 0.08             | ---        |
| 30017  | 3/4" x 1/4"       | 0.65 | 1.12 | 0.07             | ---        |
| 30018  | 3/4" x 3/8"       | 1.19 | 1.18 | 0.11             | ---        |

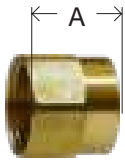
95GH 501

**WARNING:** This product can expose you to chemicals, including lead, which are known to the State of California to cause cancer and birth defects or other reproductive harm. For more information, visit [www.P65Warnings.ca.gov](http://www.P65Warnings.ca.gov)

# GARDEN HOSE

## BRASS FITTINGS

### RIGID - FGH X FEMALE PIPE




Hex

| PART # | FGH X FEMALE NPTF | A    | HEX  | APPROX. WT. LBS. | LIST PRICE |
|--------|-------------------|------|------|------------------|------------|
| 30078  | 3/4" x 1/2"       | 1.06 | 1.18 | 0.10             | ---        |
| 30083  | 3/4" x 3/4"       | 1.06 | 1.18 | 0.12             | ---        |

FS67 198 HU11 21507 501 99GH 5A H15PP

### SWIVEL - FGH X MALE PIPE

**-WASHER INCLUDED**



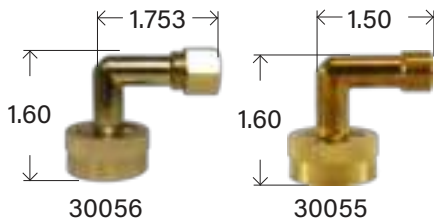
Hex

| PART # | FGH X MALE NPTF | A    | HEX  | APPROX. WT. LBS. | LIST PRICE |
|--------|-----------------|------|------|------------------|------------|
| 30047  | 3/4" x 1/4"     | 2.04 | 0.75 | 0.13             | ---        |
| 30048  | 3/4" x 3/8"     | 2.06 | 0.75 | 0.14             | ---        |
| 30049  | 3/4" x 1/2"     | 2.06 | 0.87 | 0.18             | ---        |

504 89GH W1 62H4 88GH W1

### 3/8" Comp 3/4" FGH DISHWASHER 90° ELBOW

**-WASHER INCLUDED**




30056

30055

| PART # | 3/4 FEMALE GARDEN HOSE THREAD X 3/8 COMPRESSION | LIST PRICE |
|--------|---|------------|
| 30055  | 3/4" x 3/8" Body Only                           | ---        |
| 30056  | 3/4" x 3/8" w/ nut & sleeve                     | ---        |

### SWIVEL - FGH X MALE PIPE

**-WASHER INCLUDED**



30183 Hex




\* Crimp style

| PART # | FGH X MALE NPTF | A    | HEX  | APPROX. WT. LBS. | LIST PRICE |
|--------|-----------------|------|------|------------------|------------|
| 30181* | 3/4" x 1/4"     | 1.43 | 1.18 | 0.13             | ---        |
| 30184* | 3/4" x 3/8"     | 1.43 | 1.18 | 0.15             | ---        |
| 30183  | 3/4" x 1/2"     | 1.32 | 0.81 | 0.11             | ---        |
| 30182* | 3/4" x 3/4"     | 1.43 | 1.18 | 0.14             | ---        |

### RIGID - FGH X MALE PIPE

**-WASHER INCLUDED**



30094

Hex  
30088

30087

| PART # | FGH X MALE NPTF       | A    | HEX  | APPROX. WT. LBS. | LIST PRICE |
|--------|-----------------------|------|------|------------------|------------|
| 30087  | 3/4" x 3/8"           | 1.37 | 1.18 | 0.11             | ---        |
| 30088  | 3/4" x 1/2"           | 1.06 | 1.18 | 0.09             | ---        |
| 30088S | 3/4" x 1/2"(1/2"SWT)  |      |      |                  |            |
| 30093  | 3/4" x 3/4"           | 1.06 | 1.18 | 0.11             | ---        |
| 30094  | 3/4" x 3/4"(1/2" FIP) | 1.17 | 1.18 | 0.11             | ---        |

\*\* 1/2 Swt = 5/8 O.D.


21505 503 83GH 20A HU21 199 H7

**WARNING:** This product can expose you to chemicals, including lead, which are known to the State of California to cause cancer and birth defects or other reproductive harm. For more information, visit [www.P65Warnings.ca.gov](http://www.P65Warnings.ca.gov)

BRASS

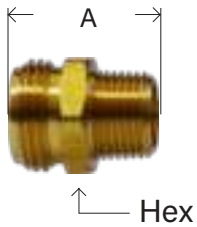
**GARDEN HOSE**

## BRASS FITTINGS

**RIGID - MGH X FEMALE PIPE**

| PART # | MGH X FEMALE NPTF | A    | HEX  | APPROX. WT. LBS. | LIST PRICE |
|--------|-------------------|------|------|------------------|------------|
| 30066  | 3/4" x 1/4"       | 1.10 | 1.06 | 0.09             | ---        |
| 30067  | 3/4" x 3/8"       | 1.09 | 1.06 | 0.12             | ---        |
| 30068  | 3/4" x 1/2"       | 0.81 | 1.06 | 0.10             | ---        |
| 30073  | 3/4" x 3/4"       | 1.12 | 1.18 | 0.10             | ---        |
| 30074  | 3/4" x 1"         | 1.36 | 1.37 | 0.19             | ---        |

197 18R HU12 H11PP 18A 507 18H 81GH 21503 MF67

**RIGID - MGH X MALE PIPE**

No Tap

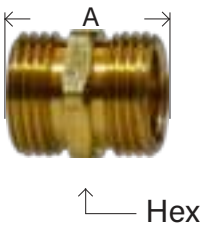
\* (1/2 Swt = 5/8 O.D.)

\*\* (Tapped 1/2 FIP)

\*\*\* (Tapped 1/2 FIP Both ends)

| PART #     | MGH X MALE NPTF    | A    | HEX  | APPROX. WT. LBS. | LIST PRICE |
|------------|--------------------|------|------|------------------|------------|
| 30054      | 3/4" x 1/4"        | 1.26 | 1.06 | 0.12             | ---        |
| 30053      | 3/4" x 3/8"        | 1.25 | 1.06 | 0.10             | ---        |
| 30058      | 3/4" x 1/2"        | 1.31 | 1.06 | 0.12             | ---        |
| 30058S*    | 3/4" x 1/2" SWT    |      |      |                  |            |
| 30063**    | 3/4" x 3/4" x 1/2" | 1.31 | 1.06 | 0.13             | ---        |
| 30063BE*** | 3/4" x 3/4"        | 1.31 | 1.06 | 0.15             | ---        |
| 30063S     | 3/4" x 3/4" Short  | 1.10 | 1.06 | 0.10             | ---        |
| 30064      | 3/4" x 1"          | 1.88 | 1.37 | 0.35             | ---        |
| 30065      | 1" x 1"            | 1.88 | 1.37 | 0.26             | ---        |

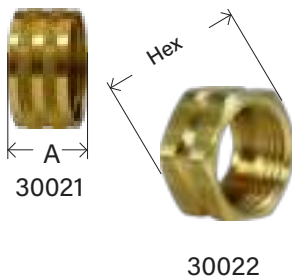
19R 196 H530 21501 508 HU22 514 71GH 19A

**RIGID - MGH X MGH**

\* 1-11-1/2

| PART # | MGH X MGH              | A    | HEX  | APPROX. WT. LBS. | LIST PRICE |
|--------|------------------------|------|------|------------------|------------|
| 30098  | 3/4" x 3/4" (1/2" FIP) | 1.22 | 1.06 | 0.13             | ---        |
| 30099  | 3/4" x 3/4"            | 1.38 | 1.06 | 0.15             | ---        |
| 30100* | 1" x 3/4"              | 1.31 | 1.37 | 0.21             | ---        |

21500 509 75GH 23A H8 19R

**GARDEN HOSE NUT**

| PART # | SIZE    | A    | HEX       | APPROX. WT. LBS. | LIST PRICE |
|--------|---------|------|-----------|------------------|------------|
| 30021  | Knurled | 0.61 | 1.37 O.D. | 0.08             | ---        |
| 30022  | Hex Nut | 0.62 | 1.18      | 0.08             | ---        |

94GH GHN1 HNR 21514

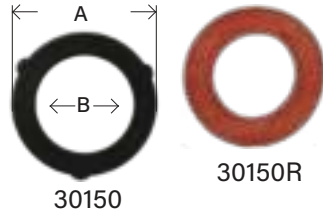
Dimension data can change without notice. Please check when dimensions are critical.

**WARNING:** This product can expose you to chemicals, including lead, which are known to the State of California to cause cancer and birth defects or other reproductive harm. For more information, visit [www.P65Warnings.ca.gov](http://www.P65Warnings.ca.gov)

# GARDEN HOSE

## BRASS FITTINGS

### GARDEN HOSE WASHERS




| PART # | SIZE   | A    | B    | THICKNESS | APPROX. WT. LBS. | LIST PRICE |
|--------|--------|------|------|-----------|------------------|------------|
| 30150  | black* | 0.98 | 0.68 | 0.13      | 0.01             | ---        |
| 30150R | red    | 1.00 | 0.68 | 0.13      | 0.01             | ---        |
| 30151  | 1"     | 1.27 | 0.86 | 0.16      | 0.01             | ---        |

GHW 901GH

\* plasticized rubber

### GARDEN HOSE FILTER WASHER




| PART # | SIZE    | A    | B    | APPROX. WT. LBS. | LIST PRICE |
|--------|---------|------|------|------------------|------------|
| 30180  | 30 Mesh | 0.52 | 1.00 | 0.02             | ---        |
| 30180F | 60 Mesh | 0.52 | 1.00 | 0.02             | ---        |

LA662

• 300 Series Stainless Steel Screen

### GARDEN HOSE CAP



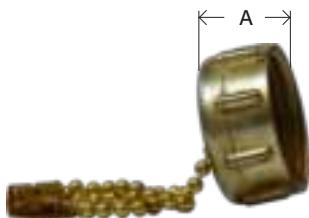
| PART # | SIZE          | A    | APPROX. WT. LBS. | LIST PRICE |
|--------|---------------|------|------------------|------------|
| 30103  | 3/4" Die Cast | 0.58 | 0.04             | ---        |
| 30103B | 3/4" Barstock | 0.60 | 0.048            | ---        |

513 96GH GHN5 HC1 LA215 21518 200-W



• Garden hose washers sold separately

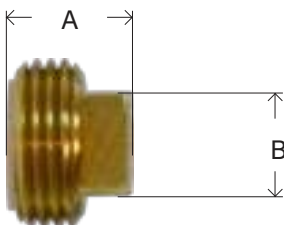
### GARDEN HOSE CAP WITH CHAIN



| PART # | SIZE              | A    | APPROX. WT. LBS. | LIST PRICE |
|--------|-------------------|------|------------------|------------|
| 30142  | 3/4" w/ 12" Chain | 0.58 | 0.06             | ---        |

\* Zinc die cast

### GARDEN HOSE PLUG



| PART # | SIZE | A    | B    | APPROX. WT. LBS. | LIST PRICE |
|--------|------|------|------|------------------|------------|
| 30026  | 3/4" | 0.69 | 0.61 | 0.12             | ---        |

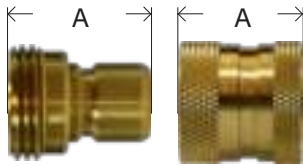
**WARNING:** This product can expose you to chemicals, including lead, which are known to the State of California to cause cancer and birth defects or other reproductive harm. For more information, visit [www.P65Warnings.ca.gov](http://www.P65Warnings.ca.gov)

**GARDEN HOSE**

## BRASS FITTINGS

**HOSE MENDERS - SOLID BARB X BARB**

| PART # | HOSE I.D. X HOSE I.D. | A    | B    | O.D. | APPROX. WT. LBS. | LIST PRICE |
|--------|-----------------------|------|------|------|------------------|------------|
| 32096  | 1/2"                  | 2.00 | 0.96 | 0.62 | 0.06             | ---        |
| 32097  | 5/8"                  | 2.05 | 0.96 | 0.75 | 0.08             | ---        |
| 32098  | 3/4"                  | 2.50 | 1.15 | 0.87 | 0.10             | ---        |
| 32099  | 1"                    | 3.00 | 1.44 | 1.02 | 0.23             | ---        |

**QUICK DISCONNECT GARDEN HOSE COUPLERS****.WASHER INCLUDED**


30452

30451

| PART # | SIZE       | A    | APPROX. WT. LBS. | LIST PRICE |
|--------|------------|------|------------------|------------|
| 30450  | Complete   | 1.70 | 0.24             | ---        |
| 30451  | Female end | 1.14 | 0.12             | ---        |
| 30452  | Male end   | 1.26 | 0.12             | ---        |


LA73C

- Unvalved construction allows maximum Flow
- 150 PSI
- NBR Seals

**MALE FLARE X FGH RIGID**

| PART # | MALE FLARE X FGH | A    | HEX  | APPROX. WT. LBS. | LIST PRICE |
|--------|------------------|------|------|------------------|------------|
| 30123  | 3/8" x 3/4"      | 1.31 | 1.18 | 0.10             | ---        |
| 30128  | 1/2" x 3/4"      | 1.38 | 1.18 | 0.12             | ---        |
| 30133  | 5/8" x 3/4"      | 1.53 | 1.18 | 0.14             | ---        |

190 46WH HFU21

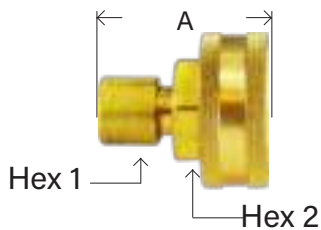
**MALE FLARE x FGH SWIVEL****.WASHER INCLUDED**

Hex

| PART # | MALE FLARE X FGH | A    | HEX   | APPROX. WT. LBS. | LIST PRICE |
|--------|------------------|------|-------|------------------|------------|
| 30052  | 1/4" x 3/4"      | 1.24 | 0.75  | 0.10             | ---        |
| 30138  | 3/8" x 3/4"      | 1.25 | 0.25* | 0.12             | ---        |
| 30139  | 1/2" x 3/4"      | 1.49 | 0.81  | 0.14             | ---        |

50GHSV 51GHSV W1 68H 191

\* Internal Hex

**COMPRESSION X FGH****.WASHER INCLUDED**

Hex 1

Hex 2

| PART # | SWIVEL COMPRESSION X FGH | A    | HEX 1 | HEX 2 | APPROX. WT. LBS. | LIST PRICE |
|--------|--------------------------|------|-------|-------|------------------|------------|
| 30050  | 1/4" x 3/4"              | 1.02 | 0.50  | 0.75  | 0.09             | ---        |
| 30051  | 3/8" x 3/4"              | 1.04 | 0.62  | 0.75  | 0.12             | ---        |

| PART # | NO SWIVEL COMPRESSION X MGH | A     | HEX 1 | HEX 2 | APPROX. WT. LBS. | LIST PRICE |
|--------|-----------------------------|-------|-------|-------|------------------|------------|
| 30135  | 1/4" x 3/4"                 | 1.45  | 0.50  | 0.625 | 0.14             | ---        |
| 30136  | 3/8" x 3/4"                 | 1.525 | 0.625 | 0.62  | 0.15             | ---        |
| 30137  | 1/2" x 3/4"                 | 1.8   | 0.815 | 0.685 | 0.19             | ---        |

**WARNING:** This product can expose you to chemicals, including lead, which are known to the State of California to cause cancer and birth defects or other reproductive harm. For more information, visit [www.P65Warnings.ca.gov](http://www.P65Warnings.ca.gov)

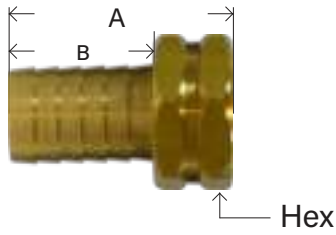
# GARDEN HOSE

## BRASS FITTINGS

### BARSTOCK BRASS GARDEN HOSE COUPLINGS

#### FEMALE SWIVEL ONLY

**-WASHER INCLUDED**



29FGH  
329F



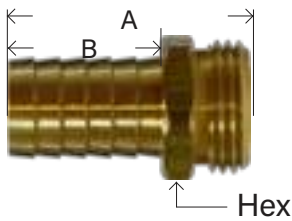
#### BRASS

| PART # | HOSE BARB X FGH | A    | B    | HEX  | APPROX. WT. LBS. | LIST PRICE |
|--------|-----------------|------|------|------|------------------|------------|
| 30031  | 3/8" x 3/4"     | 1.82 | 1.19 | 1.18 | 0.11             | ---        |
| 30032  | 1/2" x 3/4"     | 1.82 | 1.19 | 1.18 | 0.12             | ---        |
| 30033  | 5/8" x 3/4"     | 1.82 | 1.19 | 1.18 | 0.13             | ---        |
| 30034  | 3/4" x 3/4"     | 1.82 | 1.19 | 1.18 | 0.15             | ---        |
| 30044  | 1" x 3/4"       | 2.10 | 1.19 | 1.18 | 0.18             | ---        |
| 30035  | 1" x 1"         | 2.28 | 1.47 | 1.50 | 0.18             | ---        |

#### STAINLESS STEEL 316

|         |             |      |      |      |      |     |
|---------|-------------|------|------|------|------|-----|
| 30032SS | 1/2" x 3/4" | 1.82 | 1.19 | 1.18 | 0.12 | --- |
| 30033SS | 5/8" x 3/4" | 1.82 | 1.19 | 1.18 | 0.13 | --- |
| 30034SS | 3/4" x 3/4" | 1.82 | 1.19 | 1.18 | 0.15 | --- |

#### MALE END ONLY



29MGH  
329M



#### BRASS

| PART # | HOSE BARB X MGH | A    | B    | HEX  | APPROX. WT. LBS. | LIST PRICE |
|--------|-----------------|------|------|------|------------------|------------|
| 30039  | 3/8" x 3/4"     | 1.88 | 1.19 | 1.06 | 0.12             | ---        |
| 30040  | 1/2" x 3/4"     | 1.88 | 1.19 | 1.06 | 0.12             | ---        |
| 30041  | 5/8" x 3/4"     | 1.88 | 1.19 | 1.06 | 0.12             | ---        |
| 30042  | 3/4" x 3/4"     | 1.88 | 1.19 | 1.06 | 0.13             | ---        |
| 30045  | 1" x 3/4"       | 1.94 | 1.19 | 1.06 | 0.21             | ---        |
| 30043  | 1" x 1"         | 2.34 | 1.47 | 1.37 | 0.26             | ---        |

#### STAINLESS STEEL 316

|         |             |      |      |      |      |     |
|---------|-------------|------|------|------|------|-----|
| 30040SS | 1/2" x 3/4" | 1.88 | 1.19 | 1.06 | 0.12 | --- |
| 30041SS | 5/8" x 3/4" | 1.88 | 1.19 | 1.06 | 0.12 | --- |
| 30042SS | 3/4" x 3/4" | 1.88 | 1.19 | 1.06 | 0.13 | --- |

#### GARDEN HOSE COUPLING

**-WASHER INCLUDED**



#### BRASS

| PART # | HOSE BARB        | LIST PRICE |
|--------|------------------|------------|
| 30025  | 3/8"             | ---        |
| 30027  | 1/2"             | ---        |
| 30028  | 5/8"             | ---        |
| 30029  | 3/4"             | ---        |
| 30046  | 1"(3/4" threads) | ---        |
| 30030  | 1"               | ---        |

#### STAINLESS STEEL 316

|         |      |     |
|---------|------|-----|
| 30027SS | 1/2" | --- |
| 30029SS | 3/4" | --- |

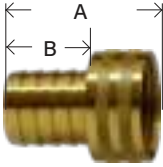
Dimension data can change without notice. Please check when dimensions are critical.

**WARNING:** This product can expose you to chemicals, including lead, which are known to the State of California to cause cancer and birth defects or other reproductive harm. For more information, visit [www.P65Warnings.ca.gov](http://www.P65Warnings.ca.gov)

BRASS

**GARDEN HOSE**

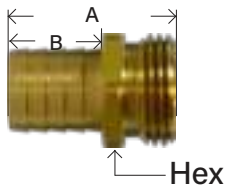
## BRASS FITTINGS

**FEMALE SWIVEL ONLY - Short Shank Knurled Nut**

| PART # | HOSE BARB X FGH | A    | B    | APPROX. WT. LBS. | LIST PRICE |
|--------|-----------------|------|------|------------------|------------|
| 30464  | 1/4" x 3/4"     | 1.39 | 0.77 | 0.09             |            |
| 30466  | 1/2" x 3/4"     | 1.50 | 0.88 | 0.08             | ---        |
| 30467  | 5/8" x 3/4"     | 1.50 | 0.88 | 0.09             | ---        |
| 30468  | 3/4" x 3/4"     | 1.47 | 0.88 | 0.10             | ---        |

**FEMALE END ONLY - Short Shank w/ hex**

| PART # | HOSE X FGH  | A    | B    | HEX  | APPROX. WT. LBS. | LIST PRICE |
|--------|-------------|------|------|------|------------------|------------|
| 30453  | 1/2" x 3/4" | 1.63 | 1.00 | 1.18 | 0.11             | ---        |
| 30454  | 5/8" x 3/4" | 1.63 | 1.00 | 1.18 | 0.11             | ---        |
| 30455  | 3/4" x 3/4" | 1.63 | 1.00 | 1.18 | 0.13             | ---        |

**MALE END ONLY - Short Shank**

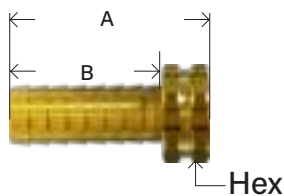
| PART # | HOSE BARB X MGH | A    | B    | HEX  | APPROX. WT. LBS. | LIST PRICE |
|--------|-----------------|------|------|------|------------------|------------|
| 30469  | 1/4" x 3/4"     | 1.55 | 0.88 | 1.06 | 0.11             |            |
| 30471  | 1/2" x 3/4"     | 1.55 | 0.88 | 1.06 | 0.11             | ---        |
| 30472  | 5/8" x 3/4"     | 1.56 | 0.88 | 1.06 | 0.12             | ---        |
| 30473  | 3/4" x 3/4"     | 1.56 | 0.88 | 1.06 | 0.13             | ---        |

**GARDEN HOSE COUPLING SETS - Short Shank w/ hex nut**

| PART # | HOSE BARB | LIST PRICE |
|--------|-----------|------------|
| 30457  | 1/2"      | ---        |
| 30458  | 5/8"      | ---        |
| 30459  | 3/4"      | ---        |

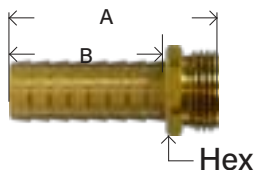
  

| WITH KNURLED NUT |      |  |
|------------------|------|--|
| 30462            | 5/8" |  |
| 30463            | 3/4" |  |

**FEMALE SWIVEL ONLY - 2" SHANK****-WASHER INCLUDED**

| PART # | HOSE BARB X FGH | A    | B    | HEX  | APPROX. WT. LBS. | LIST PRICE |
|--------|-----------------|------|------|------|------------------|------------|
| 30505  | 1/2" x 3/4"     | 2.55 | 2.04 | 1.18 | 0.13             | ---        |
| 30506  | 5/8" x 3/4"     | 2.56 | 2.04 | 1.18 | 0.16             | ---        |
| 30507  | 3/4" x 3/4"     | 2.67 | 2.04 | 1.18 | 0.17             | ---        |
| 30508  | 1" x 1"         | 2.84 | 2.03 | 1.43 | 0.29             | ---        |

GHFL 594

**MALE END ONLY - 2" SHANK**

| PART # | HOSE BARB X MGH | A    | B    | HEX  | APPROX. WT. LBS. | LIST PRICE |
|--------|-----------------|------|------|------|------------------|------------|
| 30510  | 1/2" x 3/4"     | 2.72 | 2.04 | 1.06 | 0.16             | ---        |
| 30511  | 5/8" x 3/4"     | 2.72 | 2.04 | 1.06 | 0.17             | ---        |
| 30512  | 3/4" x 3/4"     | 2.72 | 2.04 | 1.06 | 0.20             | ---        |
| 30513  | 1" x 1"         | 2.90 | 2.03 | 1.37 | 0.28             | ---        |

GHML 593

**GARDEN HOSE COUPLING SETS - 2" SHANK**

| PART # | HOSE X FGH | LIST PRICE |
|--------|------------|------------|
| 30516  | 1/2"       | ---        |
| 30517  | 5/8"       | ---        |
| 30518  | 3/4"       | ---        |

**WARNING:** This product can expose you to chemicals, including lead, which are known to the State of California to cause cancer and birth defects or other reproductive harm. For more information, visit [www.P65Warnings.ca.gov](http://www.P65Warnings.ca.gov)

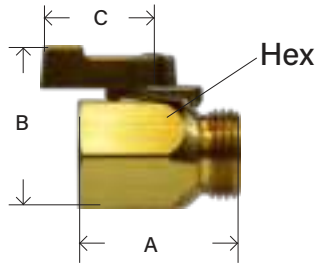


# GARDEN HOSE VALVES/ FITTINGS

## BRASS FITTINGS

### GARDEN HOSE VALVES

#### ONE WAY BRASS BALL VALVE - FGH x MGH

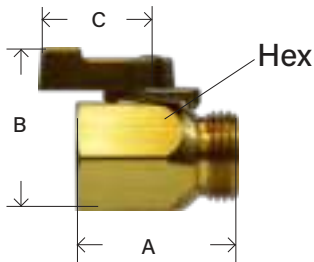


**• WASHER INCLUDED**

| PART # | FGH X MGH   | A    | B    | C    | HEX  | APPROX. WT. LBS. | LIST PRICE |
|--------|-------------|------|------|------|------|------------------|------------|
| 30161  | 3/4" x 3/4" | 1.87 | 1.89 | 1.31 | 1.06 | 0.42             | ---        |

• 500 PSI • 180°F

#### ONE WAY BRASS BALL VALVE - Female Pipe x MGH




| PART # | FEMALE NPTF X MGH | A    | B    | C    | HEX  | APPROX. WT. LBS. | LIST PRICE |
|--------|-------------------|------|------|------|------|------------------|------------|
| 30162  | 3/4" x 3/4"       | 1.55 | 1.89 | 1.31 | 1.06 | 0.42             | ---        |

• 500 PSI • 180°F

#### ZINC ALLOY HOSE SHUT-OFF W/ ONE LEVER

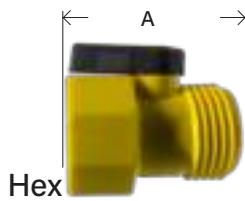
**• WASHER INCLUDED**



| PART # | FGH X MGH   | A    | APPROX. WT. LBS. | LIST PRICE |
|--------|-------------|------|------------------|------------|
| 30631  | 3/4" x 3/4" | 1.67 | 0.08             | ---        |

#### PLASTIC GARDEN HOSE VALVE • CYCOLAC BODY & BALL

**• WASHER INCLUDED**



| PART # | FGH X MGH   | A    | HEX  | APPROX. WT. LBS. | LIST PRICE |
|--------|-------------|------|------|------------------|------------|
| 30163  | 3/4" x 3/4" | 1.75 | 1.25 | 0.04             | ---        |

LA450C

**WARNING:** This product can expose you to chemicals, including lead, which are known to the State of California to cause cancer and birth defects or other reproductive harm. For more information, visit [www.P65Warnings.ca.gov](http://www.P65Warnings.ca.gov)

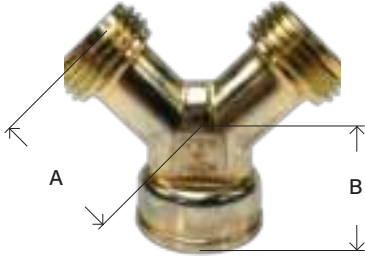
BRASS

**GARDEN HOSE VALVES**

## BRASS FITTINGS

## zinc alloy HOSE - "Y" CONNECTOR

- WASHER INCLUDED

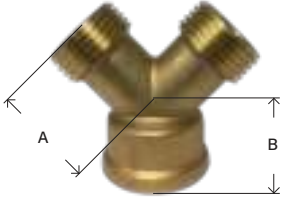


| PART # | SIZE<br>FGH X MGH(2) | A    | B    | APPROX.<br>WT. LBS. | LIST PRICE |
|--------|----------------------|------|------|---------------------|------------|
| 30141  | 3/4"                 | 1.70 | 0.57 | 1.5                 |            |

86Y 21A

## cast BRASS HOSE - "Y" CONNECTOR

- WASHER INCLUDED



| PART # | SIZE<br>FGH X MGH(2) | A    | B    | APPROX.<br>WT. LBS. | LIST PRICE |
|--------|----------------------|------|------|---------------------|------------|
| 30140  | 3/4"                 | 1.40 | 0.67 | 0.22                | ---        |

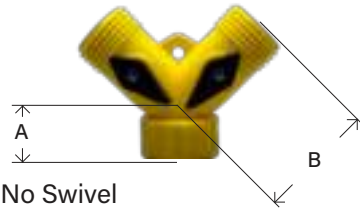
86Y 21A

86YRB  
HY12

AVAILABLE IN LEAD FREE BRASS

## PLASTIC, NON-CORROSIVE, 2-WAY HOSE SHUT-OFF "Gated wYe"

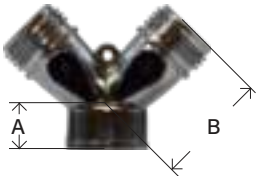
- WASHER INCLUDED



| PART # | SIZE<br>FGH X MGH(2) | A    | B    | APPROX.<br>WT. LBS. | LIST PRICE |
|--------|----------------------|------|------|---------------------|------------|
| 30160  | 3/4"                 | 0.74 | 1.87 | 0.08                | ---        |

## "Gated wYe" SHAPE ZINC ALLOY CONNECTOR W/ TWO LEVERS

- WASHER INCLUDED



No Swivel

| PART # | SIZE<br>FGH X MGH(2) | A    | B    | APPROX.<br>WT. LBS. | LIST PRICE |
|--------|----------------------|------|------|---------------------|------------|
| 30626  | 3/4"                 | 0.60 | 1.66 | 0.10                | ---        |

## "gated wYe" Shape Brass connector w/ 2-way shut off

- WASHER INCLUDED

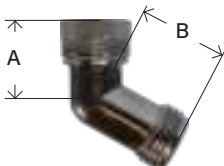


• Brass Levers

| PART # | SIZE | DESCRIPTION<br>FGH SWIVEL X MGH(2) | APPROX.<br>WT. LBS. | LIST PRICE |
|--------|------|------------------------------------|---------------------|------------|
| 30627  | 3/4" | 3/4 Double Y valve, swivel inlet   | 0.56                | ---        |

AVAILABLE IN LEAD FREE BRASS

## ZINC ALLOY SWIVEL HOSE CONNECTOR



| PART # | SIZE<br>FGH X MGH | A    | B    | APPROX.<br>WT. LBS. | LIST PRICE |
|--------|-------------------|------|------|---------------------|------------|
| 30629  | 3/4"              | 1.31 | 1.50 | 0.08                | ---        |

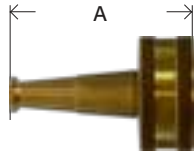
**WARNING:** This product can expose you to chemicals, including lead, which are known to the State of California to cause cancer and birth defects or other reproductive harm. For more information, visit [www.P65Warnings.ca.gov](http://www.P65Warnings.ca.gov)

# GARDEN HOSE NOZZLES

## BRASS FITTINGS

### 2-1/2" BRASS NOZZLE


• WASHER INCLUDED



| PART # | SIZE | A    | APPROX. WT. LBS. | LIST PRICE |
|--------|------|------|------------------|------------|
| 30637  | 3/4" | 2.50 | 0.14             | ---        |

### 3" CROSSED PATTERN BRASS NOZZLE

• WASHER INCLUDED



| PART # | SIZE | A    | APPROX. WT. LBS. | LIST PRICE |
|--------|------|------|------------------|------------|
| 30640  | 3/4" | 2.89 | 0.25             | ---        |

### 4" CROSSED PATTERN BRASS NOZZLE

• WASHER INCLUDED



| PART # | SIZE | A    | APPROX. WT. LBS. | LIST PRICE |
|--------|------|------|------------------|------------|
| 30638  | 3/4" | 3.80 | 0.50             | ---        |

• WASHER INCLUDED

5-1/2

Adjustable Spray

| PART # | SIZE   | Zinc Alloy spray nozzle with insulated handle soft grip and front thread protector | LIST PRICE |
|--------|--------|--|------------|
| 30600  | 5-1/2" |  | ---        |

• WASHER INCLUDED

4-1/4

Lead Free

| PART # | SIZE   | Zinc Alloy spray nozzle | LIST PRICE |
|--------|--------|-------------------------|------------|
| 30620  | 4-1/4" |                         | ---        |

• WASHER INCLUDED

5-1/4

Lead Free Adjustable Spray

| PART # | SIZE   | Zinc Alloy spray nozzle with easily adjustable brass head and plastic grip | LIST PRICE |
|--------|--------|--|------------|
| 30609  | 5-1/4" |  | ---        |

• WASHER INCLUDED

4-1/2

Plastic spray nozzle

| PART # | SIZE   | Plastic spray nozzle | LIST PRICE |
|--------|--------|----------------------|------------|
| 30630  | 4-1/2" |                      | ---        |

WARNING: This product can expose you to chemicals, including lead, which are known to the State of California to cause cancer and birth defects or other reproductive harm. For more information, visit [www.P65Warnings.ca.gov](http://www.P65Warnings.ca.gov)

BRASS

**SAE 45° FLARE**

BRASS FITTINGS

**SAE 45° FLARE**

| Tube O.D.     | 1/8     | 3/16   | 1/4     | 5/16   | 3/8    | 7/16     | 1/2    | 5/8    | 3/4       |
|---------------|---------|--------|---------|--------|--------|----------|--------|--------|-----------|
| Thread Size-B | 5/16-24 | 3/8-24 | 7/16-20 | 1/2-20 | 5/8-18 | 11/16-16 | 3/4-16 | 7/8-14 | 1-1/16-14 |

**•Typical Application**

LP and natural gas, flammable liquids, instrumentation, refrigeration, power steering, hydraulic and pneumatic systems.

**•Working Pressure Ranges**

Temperature and type of tubing used are important factors. However, the following table is a good guide for proper selection. Temperature 73°F with copper tubing:

| PSI  | Tube O.D. (in.) | Tube Wall (in.) |
|------|-----------------|-----------------|
| 2800 | 1/8             | .030            |
| 1900 | 3/16            | .030            |
| 1400 | 1/4             | .030            |
| 1200 | 5/16            | .032            |
| 1000 | 3/8             | .032            |
| 750  | 1/2             | .032            |
| 650  | 5/8             | .035            |
| 550  | 3/4             | .035            |
| 450  | 7/8             | .035            |

**•Vibration**

Good resistance - use long nut when greater vibration resistance is required.

**•Temperature Range**

-65°F to +250°F (-53°C to +121°C) range at maximum operating pressures.

**•Used With**

Copper, brass, aluminum and steel hydraulic tubing that can be flared.

Actual O.D. of Flare Fittings

**• Tolerance**

+/- .03 on all dimensions. Dimension data can change without notice. Please call us when dimensions are critical.

**•Conformance**

Meets specifications and standards of ASA, ASME, SAE and MS (Military standards).

**Assembly Instructions**

1- Cut tubing to desired length. Make sure all burrs are removed and ends are cut square.

2- Slide nut on tube. Threaded end "A" of nut must face out.

3- Flare end of tube with a 45° flaring tool.

a-Measure flare diameter.

b- Examine flare for excessive thin out.

4- Lubricate threads and assemble to fitting body.

Nut should be turned hand tight.

5- Tighten assembly with wrench until a solid feeling is encountered. From that point, apply a one-sixth turn.

**Note:** Do not over-torque as it may damage the fitting or split the tubing at the flare.

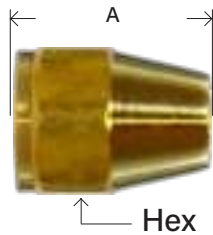


• See Lead Free Flare Fittings

# SAE 45° FLARE

## BRASS FITTINGS

### SHORT ROD NUT

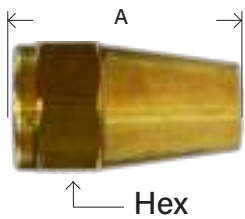


41S  
411S  
SAE# 010110

| PART # | THREAD SIZE UNF | THREAD    | A    | HEX  | APPROX. WT. LBS. | LIST PRICE |
|--------|-----------------|-----------|------|------|------------------|------------|
| 10013  | 1/8"            | 5/16-24   | 0.50 | 0.37 | 0.01             | ---        |
| 10014  | 3/16"           | 3/8-24    | 0.62 | 0.43 | 0.02             | ---        |
| 10015  | 1/4"            | 7/16-20   | 0.75 | 0.56 | 0.03             | ---        |
| 10015L | 1/4"            | 7/16-20   | 0.75 | 0.50 | 0.03             | ---        |
| 10016  | 5/16"           | 1/2-20    | 0.88 | 0.62 | 0.04             | ---        |
| 10017L | 3/8"            | 5/8-18    | 0.77 | 0.75 | 0.05             | ---        |
| 10017  | 3/8"            | 5/8-18    | 1.00 | 0.75 | 0.04             | ---        |
| 10018  | 7/16"           | 11/16-16  | 1.06 | 0.81 | 0.06             | ---        |
| 10019L | 1/2"            | 3/4-16    | 0.93 | 0.87 | 0.06             | ---        |
| 10019  | 1/2"            | 3/4-16    | 1.12 | 0.87 | 0.09             | ---        |
| 10020L | 5/8"            | 7/8-14    | 1.08 | 1.00 | 0.10             | ---        |
| 10020  | 5/8"            | 7/8-14    | 1.31 | 1.06 | 0.15             | ---        |
| 10021  | 3/4"            | 1-1/16-14 | 1.50 | 1.25 | 0.24             | ---        |
| 10022  | 7/8"            | 1-1/4-12  | 1.62 | 1.50 | 0.36             | ---        |
| 10026  | 1"              | 1-3/8-12  | 1.81 | 1.62 | 0.44             | ---        |

20910 41FS 1110 N1 41FX 441S 'L'

### LONG ROD NUT



41L  
SAE# 010111


| PART # | THREAD SIZE UNF | A    | HEX  | APPROX. WT. LBS. | LIST PRICE |
|--------|-----------------|------|------|------------------|------------|
| 10001  | 1/8"            | 0.75 | 0.37 | 0.01             | ---        |
| 10002  | 3/16"           | 0.81 | 0.43 | 0.02             | ---        |
| 10003L | 1/4"            | 0.98 | 0.55 | 0.03             | ---        |
| 10003  | 1/4"            | 0.94 | 0.56 | 0.03             | ---        |
| 10004  | 5/16"           | 1.12 | 0.62 | 0.04             | ---        |
| 10005  | 3/8"            | 1.31 | 0.75 | 0.06             | ---        |
| 10006  | 1/2"            | 1.62 | 0.87 | 0.12             | ---        |
| 10007  | 5/8"            | 1.88 | 1.06 | 0.20             | ---        |

41FL N2 241 441 41

"L" means light pattern.

These fittings are completely interchangeable with full pattern fittings, but have been modified in some way. This modification is usually in the length of the pipe threads. Used in plumbing and light industrial applications.

### LONG FORGED NUT



640L  
641L  
SAE# 010167

| PART # | THREAD SIZE UNF | A    | HEX  | APPROX. WT. LBS. | LIST PRICE |
|--------|-----------------|------|------|------------------|------------|
| 10028  | 1/4"            | 0.94 | 0.62 | 0.05             | ---        |
| 10030  | 3/8"            | 1.06 | 0.81 | 0.08             | ---        |
| 10031  | 1/2"            | 1.19 | 0.94 | 0.12             | ---        |
| 10032  | 5/8"            | 1.44 | 1.06 | 0.26             | ---        |

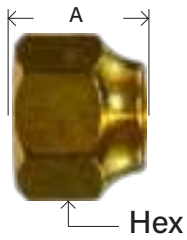
41FF 39 N4 14FL 641

**WARNING:** This product can expose you to chemicals, including lead, which are known to the State of California to cause cancer and birth defects or other reproductive harm. For more information, visit [www.P65Warnings.ca.gov](http://www.P65Warnings.ca.gov)

BRASS

**SAE 45° FLARE**

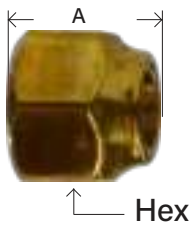
BRASS FITTINGS

**SHORT FORGED NUT**

641S  
6401S  
SAE# 010166

| PART # | THREAD SIZE UNF | A    | HEX  | APPROX. WT. LBS. | LIST PRICE |
|--------|-----------------|------|------|------------------|------------|
| 10038  | 3/16"           | 0.56 | 0.50 | 0.02             | ---        |
| 10039  | 1/4"            | 0.60 | 0.62 | 0.04             | ---        |
| 10040  | 5/16"           | 0.66 | 0.69 | 0.04             | ---        |
| 10041  | 3/8"            | 0.70 | 0.81 | 0.06             | ---        |
| 10042  | 1/2"            | 0.82 | 0.94 | 0.08             | ---        |
| 10043  | 5/8"            | 0.95 | 1.06 | 0.12             | ---        |
| 10044  | 3/4"            | 1.16 | 1.31 | 0.22             | ---        |
| 10045  | 7/8"            | 1.18 | 1.38 | 0.30             | ---        |

14FS 41FFS 40 641-S 1116 NS4

**EXTRA HEAVY SHORT FORGED NUT**

641SH  
6401SXH

| PART # | THREAD SIZE UNF | A    | HEX  | APPROX. WT. LBS. | LIST PRICE |
|--------|-----------------|------|------|------------------|------------|
| 10046  | 1/4"            | 0.63 | 0.75 | 0.04             | ---        |
| 10047  | 3/8"            | 0.72 | 0.88 | 0.06             | ---        |
| 10048  | 1/2"            | 0.88 | 1.00 | 0.08             | ---        |
| 10049  | 5/8"            | 0.98 | 1.12 | 0.12             | ---        |


NSA

**FORGED REDUCING NUT**

660  
662S

| PART # | FEMALE FLARE X OD | A    | HEX  | APPROX. WT. LBS. | LIST PRICE |
|--------|-------------------|------|------|------------------|------------|
| 10052  | 3/8" x 1/4"       | 0.72 | 0.81 | 0.06             | ---        |
| 10054  | 1/2" x 3/8"       | 0.81 | 0.94 | 0.08             | ---        |
| 10056  | 5/8" x 1/2"       | 0.97 | 1.06 | 0.12             | ---        |
| 10058  | 3/4" x 5/8"       | 1.17 | 1.31 | 0.30             | ---        |

NSR4 14FS 41FRS 40R 662-S

**FLARED PLUG**

39  
439

| PART # | THREAD SIZE UNF | A    | HEX  | APPROX. WT. LBS. | LIST PRICE |
|--------|-----------------|------|------|------------------|------------|
| 10062  | 1/8"            | 0.53 | 0.34 | 0.01             |            |
| 10063  | 3/16"           | 0.59 | 0.50 | 0.02             | ---        |
| 10064  | 1/4"            | 0.69 | 0.43 | 0.02             | ---        |
| 10065  | 5/16"           | 0.78 | 0.50 | 0.04             | ---        |
| 10066  | 3/8"            | 0.88 | 0.62 | 0.06             | ---        |
| 10067  | 1/2"            | 1.06 | 0.75 | 0.10             | ---        |
| 10068  | 5/8"            | 1.19 | 0.87 | 0.14             | ---        |
| 10069  | 3/4"            | 1.32 | 1.06 | 0.22             | ---        |

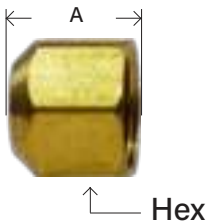
58 639F PF 57 P2 2229 439

**WARNING:** This product can expose you to chemicals, including lead, which are known to the State of California to cause cancer and birth defects or other reproductive harm. For more information, visit [www.P65Warnings.ca.gov](http://www.P65Warnings.ca.gov)

# SAE 45° FLARE

## BRASS FITTINGS

### FLARED CAP

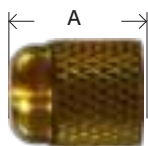


40  
440

| PART #  | THREAD SIZE UNF | A    | HEX  | APPROX. WT. LBS. | LIST PRICE |
|---------|-----------------|------|------|------------------|------------|
| 10073   | 1/8"            | 0.46 | 0.37 | 0.02             |            |
| 10074   | 3/16"           | 0.47 | 0.50 | 0.02             | ---        |
| 10075   | 1/4"            | 0.48 | 0.50 | 0.02             | ---        |
| 10075EH | 1/4"            | 0.54 | 0.57 | 0.02             |            |
| 10076   | 5/16"           | 0.62 | 0.62 | 0.04             | ---        |
| 10077   | 3/8"            | 0.58 | 0.75 | 0.03             | ---        |
| 10078   | 1/2"            | 0.69 | 0.81 | 0.14             | ---        |
| 10079   | 5/8"            | 0.81 | 0.94 | 0.20             | ---        |
| 10080   | 3/4"            | 1.17 | 1.37 | 0.30             | ---        |

640F 41FC 56 N5 2129 54 440

### FINGER TIGHTENING CAP

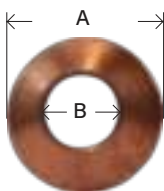


NFTS  
FTC5  
• Neoprene  
• **O-Ring Included**

| PART # | THREAD SIZE UNF | A    | APPROX. WT. LBS. | LIST PRICE |
|--------|-----------------|------|------------------|------------|
| 10081  | 1/4"            | 0.62 | 0.02             | ---        |

NFT5

### COPPER GASKET




463  
SAE# 010113

| PART # | SIZE  | A    | B    | APPROX. WT. LBS. | LIST PRICE |
|--------|-------|------|------|------------------|------------|
| 10084  | 3/16" | 0.31 | 0.12 | 0.01             | ---        |
| 10085  | 1/4"  | 0.36 | 0.19 | 0.01             | ---        |
| 10086  | 5/16" | 0.42 | 0.22 | 0.01             | ---        |
| 10087  | 3/8"  | 0.55 | 0.28 | 0.01             | ---        |
| 10088  | 1/2"  | 0.66 | 0.41 | 0.01             | ---        |
| 10089  | 5/8"  | 0.77 | 0.50 | 0.01             | ---        |
| 10090  | 3/4"  | 0.95 | 0.62 | 0.01             | ---        |

B2 2GF 6251 FG 157 59 46

### COPPER BONNET



464  
SAE# 010114

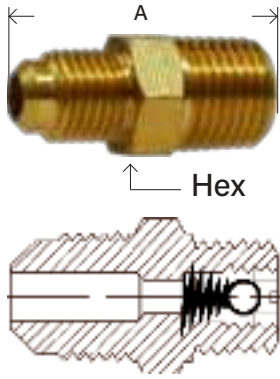
| PART # | SIZE | A    | B    | APPROX. WT. LBS. | LIST PRICE |
|--------|------|------|------|------------------|------------|
| 10095  | 1/4" | 0.22 | 0.36 | 0.01             | ---        |
| 10097  | 3/8" | 0.34 | 0.55 | 0.01             | ---        |
| 10098  | 1/2" | 0.41 | 0.66 | 0.01             | ---        |
| 10099  | 5/8" | 0.44 | 0.77 | 0.01             | ---        |

B1 3GF 64C 57 156 FB 695 464

**WARNING:** This product can expose you to chemicals, including lead, which are known to the State of California to cause cancer and birth defects or other reproductive harm. For more information, visit [www.P65Warnings.ca.gov](http://www.P65Warnings.ca.gov)

**SAE 45° FLARE**

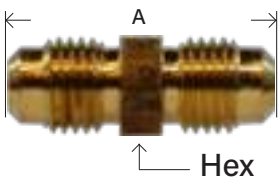
## BRASS FITTINGS

**MALE BALL CHECK CONNECTOR**43  
403

| PART #  | MALE FLARE X<br>MALE NPTF | A    | HEX  | APPROX.<br>WT. LBS. | LIST PRICE |
|---------|---------------------------|------|------|---------------------|------------|
| 10131*  | 1/4" x 1/8"               | 1.06 | 0.43 |                     | ---        |
| 10256WC | 1/4" x 1/4"               | 1.24 | 0.6  | 0.04                | ---        |
| 10133*  | 3/8" x 1/4"               | 1.31 | 0.62 | 0.08                | ---        |

43A

\* Note: Ball & Spring position may be reversed to change flow/check position. Min working pressure 3 PSI.


**UNION**42  
402  
SAE# 010101

| PART # | THREAD SIZE<br>UNF | A    | HEX  | APPROX.<br>WT. LBS. | LIST PRICE |
|--------|--------------------|------|------|---------------------|------------|
| 10104  | 1/8"               | 0.91 | 0.31 | 0.02                | ---        |
| 10105  | 3/16"              | 1.06 | 0.37 | 0.02                | ---        |
| 10106L | 1/4"               | 1.19 | 0.43 | 0.03                | ---        |
| 10106  | 1/4"               | 1.19 | 0.43 | 0.03                | ---        |
| 10107  | 5/16"              | 1.34 | 0.50 | 0.05                | ---        |
| 10108L | 3/8"               | 1.50 | 0.62 | 0.09                | ---        |
| 10108  | 3/8"               | 1.50 | 0.62 | 0.09                | ---        |
| 10109L | 1/2"               | 1.67 | 0.75 | 0.12                | ---        |
| 10109  | 1/2"               | 1.81 | 0.75 | 0.14                | ---        |
| 10110L | 5/8"               | 2.00 | 0.87 | 0.20                | ---        |
| 10110  | 5/8"               | 2.12 | 0.87 | 0.20                | ---        |
| 10111  | 3/4"               | 2.44 | 1.06 | 0.35                | ---        |
| 10112  | 7/8"               | 2.72 | 1.25 | 0.52                | ---        |

42F U2

 "L" means light pattern.

These fittings are completely interchangeable with full pattern fittings, but have been modified in some way. This modification is usually in the length of the pipe threads. Used in plumbing and light industrial applications.

**REDUCING UNION**42R  
506

| PART # | THREAD SIZE<br>UNF | A    | HEX  | APPROX.<br>WT. LBS. | LIST PRICE |
|--------|--------------------|------|------|---------------------|------------|
| 10115  | 1/4" x 1/8"        | 1.11 | 0.44 | 0.03                | ---        |
| 10116  | 1/4" x 3/16"       | 1.12 | 0.44 | 0.03                | ---        |
| 10117  | 5/16" x 1/4"       | 1.28 | 0.50 | 0.04                | ---        |
| 10118  | 3/8" x 1/4"        | 1.38 | 0.62 | 0.06                | ---        |
| 10119  | 3/8" x 5/16"       | 1.44 | 0.62 | 0.08                | ---        |
| 10120  | 1/2" x 1/4"        | 1.53 | 0.75 | 0.10                | ---        |
| 10121  | 1/2" x 3/8"        | 1.69 | 0.75 | 0.10                | ---        |
| 10122  | 5/8" x 3/8"        | 1.88 | 0.87 | 0.17                | ---        |
| 10123  | 5/8" x 1/2"        | 1.87 | 0.87 | 0.14                | ---        |
| 10126  | 3/4" x 1/2"        | 2.18 | 1.06 | 0.26                | ---        |
| 10127  | 3/4" x 5/8"        | 2.20 | 1.06 | 0.27                | ---        |

656F UR2 42-R

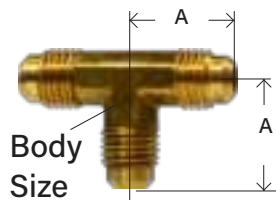
**WARNING:** This product can expose you to chemicals, including lead, which are known to the State of California to cause cancer and birth defects or other reproductive harm. For more information, visit [www.P65Warnings.ca.gov](http://www.P65Warnings.ca.gov)



# SAE 45° FLARE

## BRASS FITTINGS

### UNION TEE



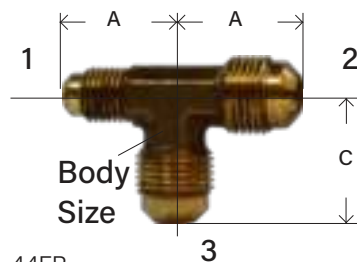
#### Forged Tee

44F  
404  
244  
SAE# 010401

| PART # | THREAD SIZE UNF | A    | BODY SIZE | APPROX. WT. LBS. | LIST PRICE |
|--------|-----------------|------|-----------|------------------|------------|
| 10157  | 1/8"            | 0.67 | 0.36      | 0.04             | ---        |
| 10158  | 3/16"           | 0.75 | 0.36      | 0.06             | ---        |
| 10159  | 1/4"            | 0.78 | 0.36      | 0.06             | ---        |
| 10160  | 5/16"           | 0.91 | 0.44      | 0.10             | ---        |
| 10161  | 3/8"            | 1.00 | 0.44      | 0.12             | ---        |
| 10162  | 1/2"            | 1.16 | 0.59      | 0.19             | ---        |
| 10163  | 5/8"            | 1.41 | 0.69      | 0.30             | ---        |
| 10164  | 3/4"            | 1.64 | 0.88      | 0.53             | ---        |
| 10165  | 7/8"            | 1.75 | 1.25      | 0.93             | ---        |

244F T2 144F

### REDUCING TEE 1 x 2 x 3

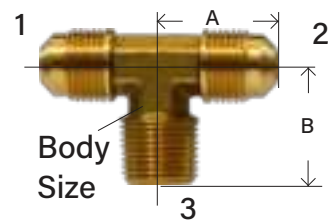


44FR  
509

| PART # | THREAD SIZE UNF 1X2X3 | A    | C    | BODY SIZE | APPROX. WT. LBS. | LIST PRICE |
|--------|-----------------------|------|------|-----------|------------------|------------|
| 10170  | 1/4" x 1/4" x 3/8"    | 0.91 | 1.00 | 0.44      | 0.10             | ---        |
| 10175  | 3/8" x 3/8" x 1/2"    | 1.00 | 1.19 | 0.59      | 0.14             | ---        |
| 10176  | 3/8" x 3/8" x 5/8"    | 1.16 | 1.44 | 0.69      | 0.16             | ---        |
| 10181  | 1/2" x 1/2" x 3/8"    | 1.16 | 1.12 | 0.59      | 0.19             | ---        |
| 10189  | 5/8" x 5/8" x 1/2"    | 1.38 | 1.28 | 0.69      | 0.28             | ---        |

144F TR2 659F 684F 44R

### MALE BRANCH TEE



#### Forged Tee

45R  
245  
405  
SAE# 010425

| PART # | MALE FLARE X MALE NPT (1&2)X3 | A    | B    | BODY SIZE | APPROX. WT. LBS. | LIST PRICE |
|--------|-------------------------------|------|------|-----------|------------------|------------|
| 10203  | 3/16" x 1/8"                  | 0.75 | 0.75 | 0.36      | 0.10             | ---        |
| 10204  | 1/4" x 1/8"                   | 0.78 | 0.75 | 0.36      | 0.05             | ---        |
| 10205  | 1/4" x 1/4"                   | 0.88 | 0.88 | 0.44      | 0.08             | ---        |
| 10207  | 5/16" x 1/8"                  | 0.89 | 0.78 | 0.44      | 0.08             | ---        |
| 10208  | 5/16" x 1/4"                  | 0.94 | 0.94 | 0.44      | 0.08             | ---        |
| 10209  | 3/8" x 1/8"                   | 1.00 | 0.91 | 0.44      | 0.14             | ---        |
| 10210  | 3/8" x 1/4"                   | 1.00 | 0.94 | 0.44      | 0.12             | ---        |
| 10211  | 3/8" x 3/8"                   | 1.00 | 1.00 | 0.47      | 0.13             | ---        |
| 10212  | 3/8" x 1/2"                   | 1.12 | 1.22 | 0.69      | 0.22             | ---        |
| 10213  | 1/2" x 1/4"                   | 1.16 | 1.00 | 0.59      | 0.20             | ---        |
| 10214  | 1/2" x 3/8"                   | 1.16 | 1.14 | 0.59      | 0.19             | ---        |
| 10215  | 1/2" x 1/2"                   | 1.22 | 1.22 | 0.69      | 0.24             | ---        |
| 10216  | 1/2" x 3/4"                   | 1.38 | 1.41 | 0.88      | 0.22             | ---        |
| 10218  | 5/8" x 1/2"                   | 1.41 | 1.31 | 0.69      | 0.29             | ---        |

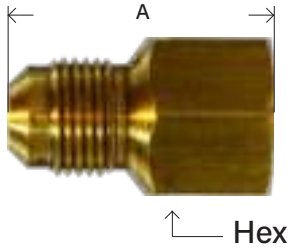
T1 145F 45

**WARNING:** This product can expose you to chemicals, including lead, which are known to the State of California to cause cancer and birth defects or other reproductive harm. For more information, visit [www.P65Warnings.ca.gov](http://www.P65Warnings.ca.gov)

**SAE 45° FLARE**

## BRASS FITTINGS

## FEMALE ADAPTER



46  
246  
406

SAE# 010103

| PART # | MALE FLARE X FEMALE NPTF | A    | HEX  | APPROX. WT. LBS. | LIST PRICE |
|--------|--------------------------|------|------|------------------|------------|
| 10227  | 3/16" x 1/8"             | 0.97 | 0.56 | 0.03             | ---        |
| 10228L | 1/4" x 1/8"              | 1.03 | 0.56 | 0.03             | ---        |
| 10228  | 1/4" x 1/8"              | 1.03 | 0.56 | 0.04             | ---        |
| 10229L | 1/4" x 1/4"              | 1.06 | 0.68 | 0.06             | ---        |
| 10229  | 1/4" x 1/4"              | 1.23 | 0.68 | 0.07             | ---        |
| 10230  | 1/4" x 3/8"              | 1.18 | 0.81 | 0.08             | ---        |
| 10231  | 1/4" x 1/2"              | 1.31 | 0.94 | 0.06             | ---        |
| 10232  | 5/16" x 1/8"             | 1.06 | 0.56 | 0.05             | ---        |
| 10233  | 5/16" x 1/4"             | 1.28 | 0.68 | 0.08             | ---        |
| 10234  | 3/8" x 1/8"              | 1.09 | 0.62 | 0.08             | ---        |
| 10235L | 3/8" x 1/4"              | 1.25 | 0.68 | 0.08             | ---        |
| 10235  | 3/8" x 1/4"              | 1.31 | 0.81 | 0.08             | ---        |
| 10236L | 3/8" x 3/8"              | 1.25 | 0.81 | 0.08             | ---        |
| 10236  | 3/8" x 3/8"              | 1.25 | 0.81 | 0.10             | ---        |
| 10237L | 3/8" x 1/2"              | 1.31 | 0.94 | 0.08             | ---        |
| 10237  | 3/8" x 1/2"              | 1.60 | 1.00 | 0.16             | ---        |
| 10238  | 3/8" x 3/4"              | 1.41 | 1.18 | 0.11             | ---        |
| 10239  | 1/2" x 1/4"              | 1.37 | 0.75 | 0.10             | ---        |
| 10240L | 1/2" x 3/8"              | 1.38 | 0.81 | 0.12             | ---        |
| 10240  | 1/2" x 3/8"              | 1.50 | 0.81 | 0.14             | ---        |
| 10241L | 1/2" x 1/2"              | 1.42 | 0.94 | 0.10             | ---        |
| 10241  | 1/2" x 1/2"              | 1.75 | 1.00 | 0.12             | ---        |
| 10242L | 1/2" x 3/4"              | 1.40 | 1.10 | 0.16             | ---        |
| 10242  | 1/2" x 3/4"              | 1.60 | 1.12 | 0.16             | ---        |
| 10243  | 5/8" x 3/8"              | 1.24 | 0.87 | 0.12             | ---        |
| 10244L | 5/8" x 1/2"              | 1.51 | 0.86 | 0.15             | ---        |
| 10244  | 5/8" x 1/2"              | 1.62 | 0.94 | 0.12             | ---        |
| 10245  | 5/8" x 3/4"              | 1.65 | 1.12 | 0.17             | ---        |
| 10246  | 3/4" x 1/2"              | 1.74 | 1.18 | 0.32             | ---        |
| 10247  | 3/4" x 3/4"              | 1.75 | 1.18 | 0.22             | ---        |
| 10248  | 7/8" x 3/4"              | 1.94 | 1.31 | 0.26             | ---        |

 **"L" means light pattern.**

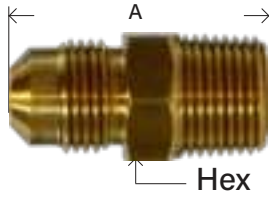
These fittings are completely interchangeable with full pattern fittings, but have been modified in some way. This modification is usually in the length of the pipe threads. Used in plumbing and light industrial applications.

**WARNING:** This product can expose you to chemicals, including lead, which are known to the State of California to cause cancer and birth defects or other reproductive harm. For more information, visit [www.P65Warnings.ca.gov](http://www.P65Warnings.ca.gov)

# SAE 45° FLARE

## BRASS FITTINGS

### MALE ADAPTER



48  
248  
408

SAE# 010102

| PART #  | MALE FLARE X MALE NPTF | A    | HEX  | APPROX. WT. LBS. | LIST PRICE |
|---------|------------------------|------|------|------------------|------------|
| 10253   | 1/8" x 1/8"            | 0.92 | 0.43 | 0.02             | ---        |
| 10254   | 3/16" x 1/8"           | 1.00 | 0.43 | 0.03             | ---        |
| 10255L  | 1/4" x 1/8"            | 1.06 | 0.43 | 0.03             | ---        |
| 10255   | 1/4" x 1/8"            | 1.06 | 0.43 | 0.04             | ---        |
| 10256L  | 1/4" x 1/4"            | 1.15 | 0.56 | 0.03             | ---        |
| 10256   | 1/4" x 1/4"            | 1.25 | 0.56 | 0.04             | ---        |
| 10257   | 1/4" x 3/8"            | 1.31 | 0.68 | 0.06             | ---        |
| 10258   | 1/4" x 1/2"            | 1.44 | 0.87 | 0.11             | ---        |
| 10259L  | 5/16" x 1/8"           | 1.15 | 0.50 | 0.04             | ---        |
| 10259   | 5/16" x 1/8"           | 1.16 | 0.50 | 0.04             | ---        |
| 10260L  | 5/16" x 1/4"           | 1.31 | 0.56 | 0.06             | ---        |
| 10260   | 5/16" x 1/4"           | 1.34 | 0.56 | 0.06             | ---        |
| 10261   | 5/16" x 3/8"           | 1.38 | 0.68 | 0.08             | ---        |
| 10262   | 3/8" x 1/8"            | 1.25 | 0.62 | 0.07             | ---        |
| 10262L  | 3/8" x 1/8"            |      |      |                  |            |
| 10263L  | 3/8" x 1/4"            | 1.31 | 0.62 | 0.06             | ---        |
| 10263   | 3/8" x 1/4"            | 1.44 | 0.62 | 0.08             | ---        |
| 10263SS | 3/8" x 1/4"            |      |      |                  |            |
| 10264L  | 3/8" x 3/8"            | 1.37 | 0.68 | 0.09             | ---        |
| 10264   | 3/8" x 3/8"            | 1.42 | 0.68 | 0.09             | ---        |
| 10264SS | 3/8" x 3/8"            |      |      |                  |            |
| 10265L  | 3/8" x 1/2"            | 1.44 | 0.89 | 0.12             | ---        |
| 10265   | 3/8" x 1/2"            | 1.69 | 0.87 | 0.14             | ---        |
| 10266   | 3/8" x 3/4"            | 1.81 | 1.06 | 0.18             | ---        |
| 10267   | 1/2" x 1/4"            | 1.60 | 0.75 | 0.11             | ---        |
| 10268L  | 1/2" x 3/8"            | 1.46 | 0.75 | 0.10             | ---        |
| 10268   | 1/2" x 3/8"            | 1.62 | 0.75 | 0.12             | ---        |
| 10269L  | 1/2" x 1/2"            | 1.62 | 0.87 | 0.13             | ---        |
| 10269   | 1/2" x 1/2"            | 1.79 | 0.87 | 0.15             | ---        |
| 10270   | 1/2" x 3/4"            | 1.75 | 1.06 | 0.22             | ---        |
| 10271   | 5/8" x 1/4"            | 1.81 | 0.87 | 0.14             | ---        |
| 10272L  | 5/8" x 3/8"            | 1.67 | 0.87 | 0.14             | ---        |
| 10272   | 5/8" x 3/8"            | 1.81 | 0.87 | 0.18             | ---        |
| 10273L  | 5/8" x 1/2"            | 1.80 | 0.87 | 0.11             | ---        |
| 10273   | 5/8" x 1/2"            | 2.00 | 0.87 | 0.20             | ---        |
| 10274   | 5/8" x 3/4"            | 1.85 | 1.06 | 0.21             | ---        |
| 10275   | 3/4" x 1/2"            | 2.19 | 1.06 | 0.28             | ---        |
| 10276   | 3/4" x 3/4"            | 2.08 | 1.06 | 0.28             | ---        |
| 10277   | 7/8" x 1/2"            | 2.22 | 1.25 | 0.52             | ---        |
| 10278   | 7/8" x 3/4"            | 2.35 | 1.25 | 0.41             | ---        |
| 10279   | 1" x 3/4"              | 2.44 | 1.43 | 0.53             | ---        |
| 10280   | 1" x 1"                | 2.44 | 1.43 | 0.53             | ---        |

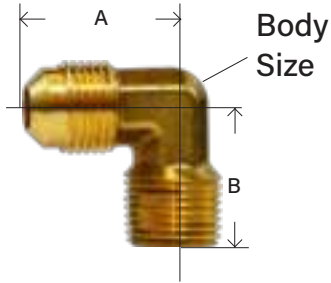
U1 48

**WARNING:** This product can expose you to chemicals, including lead, which are known to the State of California to cause cancer and birth defects or other reproductive harm. For more information, visit [www.P65Warnings.ca.gov](http://www.P65Warnings.ca.gov)

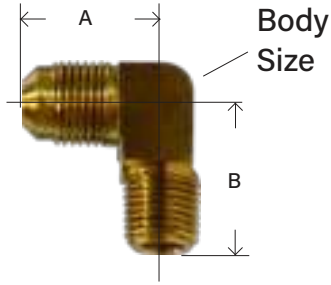
BRASS

**SAE 45° FLARE**

## BRASS FITTINGS

**90° MALE ELBOW**

Forged Elbow



\*Barstock Elbow

49

249

409

SAE# 010202

| PART #  | MALE FLARE X MALE NPTF | A    | B    | BODY SIZE | APPROX. WT. LBS. | LIST PRICE |
|---------|------------------------|------|------|-----------|------------------|------------|
| 10283   | 1/8" x 1/8"            | 0.63 | 0.73 | 0.37      | 0.04             | ---        |
| 10283B* | 1/8" x 1/8"            | 0.62 | 0.69 | 0.43      | 0.04             | ---        |
| 10284   | 3/16" x 1/8"           | 0.75 | 0.75 | 0.38      | 0.04             | ---        |
| 10284B* | 3/16" x 1/8"           | 0.75 | 0.75 | 0.43      | 0.06             | ---        |
| 10285   | 3/16" x 1/4"           | 0.81 | 0.88 | 0.44      | 0.08             | ---        |
| 10286   | 1/4" x 1/8"            | 0.84 | 0.78 | 0.38      | 0.04             | ---        |
| 10286L  | 1/4" x 1/8"            | 0.96 | 0.80 | 0.37      | 0.04             | ---        |
| 10286B* | 1/4" x 1/8"            | 0.81 | 0.78 | 0.47      | 0.05             | ---        |
| 10287   | 1/4" x 1/4"            | 0.81 | 0.88 | 0.44      | 0.05             | ---        |
| 10287B* | 1/4" x 1/4"            | 0.91 | 0.93 | 0.59      | 0.08             | ---        |
| 10288   | 1/4" x 3/8"            | 0.91 | 0.91 | 0.47      | 0.08             | ---        |
| 10289   | 1/4" x 1/2"            | 1.03 | 1.09 | 0.59      | 0.10             | ---        |
| 10290   | 5/16" x 1/8"           | 0.91 | 0.88 | 0.44      | 0.06             | ---        |
| 10290B* | 5/16" x 1/8"           | 0.91 | 0.78 | 0.52      | 0.06             | ---        |
| 10291   | 5/16" x 1/4"           | 0.98 | 0.96 | 0.44      | 0.08             | ---        |
| 10291B* | 5/16" x 1/4"           | 0.95 | 0.92 | 0.62      | 0.08             | ---        |
| 10292   | 5/16" x 3/8"           | 1.06 | 1.09 | 0.59      | 0.08             | ---        |
| 10293   | 3/8" x 1/8"            | 1.00 | 0.91 | 0.53      | 0.08             | ---        |
| 10293B* | 3/8" x 1/8"            | 1.03 | 0.91 | 0.65      | 0.08             | ---        |
| 10294   | 3/8" x 1/4"            | 1.01 | 0.89 | 0.48      | 0.08             | ---        |
| 10294B* | 3/8" x 1/4"            | 0.97 | 1.04 | 0.68      | 0.11             | ---        |
| 10295   | 3/8" x 3/8"            | 1.00 | 0.88 | 0.47      | 0.10             | ---        |
| 10295L  | 3/8" x 3/8"            | 0.95 | 0.89 | 0.46      | 0.11             | ---        |
| 10295B* | 3/8" x 3/8"            | 1.06 | 1.09 | 0.69      | 0.12             | ---        |
| 10296   | 3/8" x 1/2"            | 1.10 | 1.09 | 0.59      | 0.12             | ---        |
| 10297   | 3/8" x 3/4"            | 1.25 | 1.31 | 0.81      | 0.12             | ---        |
| 10298   | 1/2" x 1/4"            | 1.19 | 1.00 | 0.59      | 0.12             | ---        |
| 10298B* | 1/2" x 1/4"            | 1.22 | 1.19 | 0.81      | 0.12             | ---        |
| 10299   | 1/2" x 3/8"            | 1.10 | 1.00 | 0.59      | 0.13             | ---        |
| 10299B* | 1/2" x 3/8"            | 1.22 | 1.12 | 0.77      | 0.18             | ---        |
| 10300   | 1/2" x 1/2"            | 1.16 | 1.13 | 0.59      | 0.14             | ---        |
| 10300B* | 1/2" x 1/2"            | 1.26 | 1.26 | 0.94      | 0.26             | ---        |
| 10301   | 1/2" x 3/4"            | 1.42 | 1.25 | 0.81      | 0.24             | ---        |
| 10311   | 5/8" x 1/4"            | 1.34 | 1.13 | 0.72      | 0.28             | ---        |
| 10302   | 5/8" x 3/8"            | 1.35 | 1.22 | 0.72      | 0.20             | ---        |
| 10302B* | 5/8" x 3/8"            | 1.41 | 1.25 | 0.94      | 0.20             | ---        |
| 10303   | 5/8" x 1/2"            | 1.35 | 1.22 | 0.72      | 0.20             | ---        |
| 10303L  | 5/8" x 1/2"            | 1.29 | 1.11 | 0.70      | 0.20             | ---        |
| 10303B* | 5/8" x 1/2"            | 1.41 | 1.38 | 0.94      | 0.20             | ---        |
| 10304   | 5/8" x 3/4"            | 1.44 | 1.31 | 0.81      | 0.25             | ---        |
| 10305   | 3/4" x 1/2"            | 1.67 | 1.50 | 0.88      | 0.34             | ---        |
| 10306   | 3/4" x 3/4"            | 1.67 | 1.63 | 0.88      | 0.30             | ---        |
| 10307   | 7/8" x 3/4"            | 1.75 | 1.68 | 1.00      | 0.44             | ---        |

249F 49 E1 149F

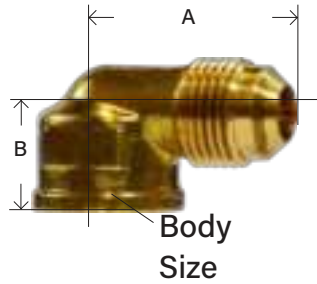
Dimension data can change without notice. Please check when dimensions are critical.

**WARNING:** This product can expose you to chemicals, including lead, which are known to the State of California to cause cancer and birth defects or other reproductive harm. For more information, visit [www.P65Warnings.ca.gov](http://www.P65Warnings.ca.gov)

# SAE 45° FLARE

## BRASS FITTINGS

### 90° FEMALE ELBOW



Forged Elbow

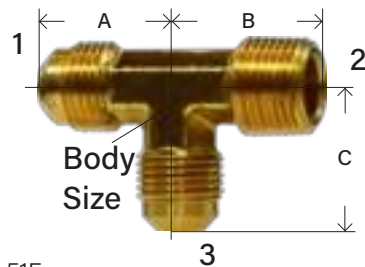


50F  
250  
500  
SAE# 010203  
\* Barstock

| PART #  | MALE FLARE X FEMALE NPTF | A    | B    | BODY SIZE | APPROX. WT. LBS. | LIST PRICE |
|---------|--------------------------|------|------|-----------|------------------|------------|
| 10312   | 3/16" x 1/8"             | 0.81 | 0.44 | 0.56      | 0.05             | ---        |
| 10313   | 1/4" x 1/8"              | 0.90 | 0.46 | 0.56      | 0.06             | ---        |
| 10314   | 1/4" x 1/4"              | 0.97 | 0.59 | 0.75      | 0.08             | ---        |
| 10315   | 1/4" x 3/8"              | 1.03 | 0.57 | 0.81      | 0.09             | ---        |
| 10333   | 1/4" x 1/2"              | 1.08 | 0.66 | 1.00      | 0.12             | ---        |
| 10316   | 5/16" x 1/8"             | 0.94 | 0.88 | 0.45      | 0.08             | ---        |
| 10317   | 5/16" x 1/4"             | 1.03 | 0.58 | 0.75      | 0.06             | ---        |
| 10318   | 3/8" x 1/8"              | 1.00 | 0.88 | 0.47      | 0.10             | ---        |
| 10319   | 3/8" x 1/4"              | 1.06 | 0.59 | 0.75      | 0.09             | ---        |
| 10320   | 3/8" x 3/8"              | 1.06 | 0.57 | 0.81      | 0.10             | ---        |
| 10320B* | 3/8" x 3/8"              | 1.10 | 0.75 | 0.82      | 0.16             | ---        |
| 10321   | 3/8" x 1/2"              | 1.16 | 0.66 | 1.00      | 0.14             | ---        |
| 10321L  | 3/8" x 1/2"              | 1.21 | 0.42 | 0.96      | 0.13             | ---        |
| 10322   | 3/8" x 3/4"              | 1.28 | 0.72 | 1.25      | 0.12             | ---        |
| 10323   | 1/2" x 1/4"              | 1.25 | 0.70 | 0.88      | 0.13             | ---        |
| 10324   | 1/2" x 3/8"              | 1.25 | 0.70 | 0.88      | 0.12             | ---        |
| 10325   | 1/2" x 1/2"              | 1.29 | 0.72 | 1.00      | 0.18             | ---        |
| 10325L  | 1/2" x 1/2"              | 1.24 | 0.71 | 0.98      | 0.17             | ---        |
| 10326   | 1/2" x 3/4"              | 1.41 | 0.72 | 1.25      | 0.20             | ---        |
| 10327   | 5/8" x 3/8"              | 1.35 | 1.22 | 0.72      | 0.22             | ---        |
| 10328   | 5/8" x 1/2"              | 1.38 | 0.75 | 1.00      | 0.20             | ---        |
| 10329   | 5/8" x 3/4"              | 1.50 | 0.76 | 1.25      | 0.28             | ---        |
| 10330   | 3/4" x 1/2"              | 1.63 | 1.06 | 1.06      | 0.42             | ---        |
| 10331   | 3/4" x 3/4"              | 1.88 | 1.06 | 1.31      | 0.40             | ---        |

E3 50 150F

### FORGED MALE RUN TEE



51F  
501

| PART # | MALE FLARE X MALE NPTF (1&3) X 2 | A    | B    | C    | BODY SIZE | APPROX. WT. LBS. | LIST PRICE |
|--------|----------------------------------|------|------|------|-----------|------------------|------------|
| 10343  | 3/16" x 1/8"                     | 0.75 | 0.75 | 0.75 | 0.37      | 0.05             | ---        |
| 10344  | 1/4" x 1/8"                      | 0.78 | 0.75 | 0.78 | 0.37      | 0.06             | ---        |
| 10345  | 1/4" x 1/4"                      | 0.88 | 0.88 | 0.88 | 0.44      | 0.08             | ---        |
| 10350  | 3/8" x 1/4"                      | 1.00 | 0.94 | 1.00 | 0.44      | 0.12             | ---        |
| 10351  | 3/8" x 3/8"                      | 1.00 | 1.00 | 1.00 | 0.47      | 0.10             | ---        |
| 10352  | 3/8" x 1/2"                      | 1.12 | 1.22 | 1.12 | 0.69      | 0.12             | ---        |
| 10354  | 1/2" x 3/8"                      | 1.16 | 1.09 | 1.16 | 0.59      | 0.18             | ---        |
| 10355  | 1/2" x 1/2"                      | 1.22 | 1.22 | 1.22 | 0.69      | 0.22             | ---        |

T3 151F 51

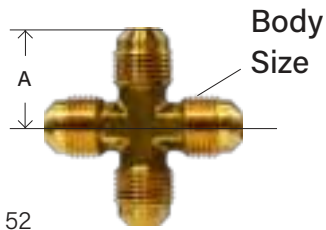
Dimension data can change without notice. Please see our website when dimensions are critical.

**WARNING:** This product can expose you to chemicals, including lead, which are known to the State of California to cause cancer and birth defects or other reproductive harm. For more information, visit [www.P65Warnings.ca.gov](http://www.P65Warnings.ca.gov)

BRASS

**SAE 45° FLARE**

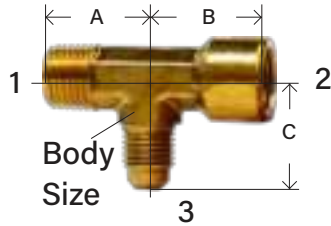
BRASS FITTINGS

**FORGED FLARE CROSS**

52  
502  
SAE# 010501

| PART # | THREAD SIZE UNF | A    | BODY SIZE | APPROX. WT. LBS. | LIST PRICE |
|--------|-----------------|------|-----------|------------------|------------|
| 10373  | 1/4"            | 0.88 | 0.44      | 0.10             | ---        |
| 10375  | 3/8"            | 1.00 | 0.44      | 0.16             | ---        |
| 10376  | 1/2"            | 1.16 | 0.59      | 0.24             | ---        |

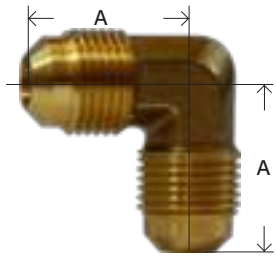
455 C1 147F 52

**FORGED ADAPTER TEE / SERVICE TEE**

53  
503

| PART # | SIZE 1 X 2 X 3     | A    | B    | C    | BODY SIZE | APPROX. WT. LBS. | LIST PRICE |
|--------|--------------------|------|------|------|-----------|------------------|------------|
| 10382  | 1/8" x 1/8" x 1/4" | 0.72 | 0.53 | 0.80 | 0.47      | 0.08             | ---        |
| 10383  | 1/4" x 1/4" x 1/4" | 0.88 | 1.00 | 0.91 | 0.47      | 0.11             | ---        |

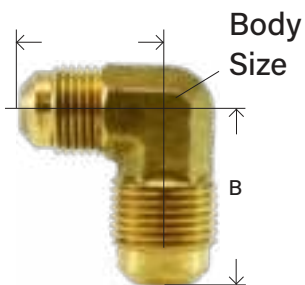
T17 53

**FORGED 90° FLARE ELBOW**

55F  
505  
\* Barstock

| PART # | THREAD SIZE UNF | A    | APPROX. WT. LBS. | LIST PRICE |
|--------|-----------------|------|------------------|------------|
| 10405  | 3/16"           | 0.75 | 0.06             | ---        |
| 10406  | 1/4"            | 0.81 | 0.08             | ---        |
| 10407  | 5/16"           | 0.91 | 0.10             | ---        |
| 10408  | 3/8"            | 1.00 | 0.10             | ---        |
| 10409  | 1/2"            | 1.16 | 0.14             | ---        |
| 10410  | 5/8"            | 1.41 | 0.22             | ---        |
| 10411  | 3/4"            | 1.66 | 0.68             | ---        |
| 10412  | 7/8"            | 1.81 | 0.82             | ---        |

E2 155F

**FORGED REDUCING ELBOW**

55R  
507

| PART # | MALE FLARE X MALE FLARE | A    | B    | BODY SIZE | APPROX. WT. LBS. | LIST PRICE |
|--------|-------------------------|------|------|-----------|------------------|------------|
| 10416  | 3/8" x 1/4"             | 1.00 | 0.88 | 0.47      | 0.08             | ---        |
| 10419  | 1/2" x 3/8"             | 1.19 | 1.02 | 0.59      | 0.14             | ---        |
| 10421  | 5/8" x 1/2"             | 1.34 | 1.23 | 0.72      | 0.21             | ---        |

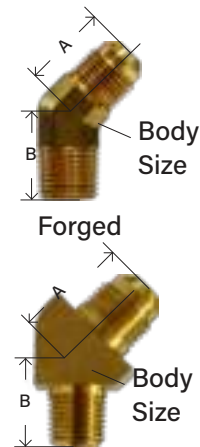
ER2 657F 55R

**WARNING:** This product can expose you to chemicals, including lead, which are known to the State of California to cause cancer and birth defects or other reproductive harm. For more information, visit [www.P65Warnings.ca.gov](http://www.P65Warnings.ca.gov)

# SAE 45° FLARE

## BRASS FITTINGS

### 45° ELBOW



### Barstock


54  
4945  
40945  
SAE# 010302  
\* Barstock

| PART #  | MALE FLARE X MALE NPTF | A    | B    | BODY SIZE | APPROX. WT. LBS. | LIST PRICE |
|---------|------------------------|------|------|-----------|------------------|------------|
| 10448   | 1/4" x 1/8"            | 0.67 | 0.64 | 0.41      | 0.04             | ---        |
| 10448B* | 1/4" x 1/8"            | 0.67 | 0.64 | 0.44      | 0.04             | ---        |
| 10449   | 1/4" x 1/4"            | 0.75 | 0.86 | 0.53      | 0.07             | ---        |
| 10449B  | 1/4" x 1/4"            |      |      |           |                  |            |
| 10450   | 5/16" x 1/8"           | 0.78 | 0.64 | 0.53      | 0.06             | ---        |
| 10451   | 5/16" x 1/4"           | 0.81 | 0.86 | 0.53      | 0.07             | ---        |
| 10452   | 3/8" x 1/4"            | 0.91 | 0.86 | 0.53      | 0.09             | ---        |
| 10452B* | 3/8" x 1/4"            | 0.89 | 0.86 | 0.64      | 0.12             | ---        |
| 10453   | 3/8" x 3/8"            | 0.93 | 0.94 | 0.59      | 0.11             | ---        |
| 10453B  | 3/8" x 3/8"            |      |      |           |                  |            |
| 10454   | 3/8" x 1/2"            | 0.99 | 1.17 | 0.75      | 0.19             | ---        |
| 10455   | 1/2" x 3/8"            | 1.07 | 0.88 | 0.59      | 0.12             | ---        |
| 10455B* | 1/2" x 3/8"            | 1.06 | 0.94 | 0.76      | 0.18             | ---        |
| 10456   | 1/2" x 1/2"            | 1.12 | 1.18 | 0.75      | 0.20             | ---        |
| 10456B  | 1/2" x 1/2"            |      |      |           |                  |            |
| 10460   | 5/8" x 3/8"            | 1.13 | 0.95 | 0.81      | 0.22             | ---        |
| 10457   | 5/8" x 1/2"            | 1.12 | 1.17 | 0.78      | 0.18             | ---        |
| 10458   | 3/4" x 1/2"            | 1.28 | 1.16 | 0.88      | 0.26             | ---        |
| 10459   | 3/4" x 3/4"            | 1.41 | 1.20 | 0.88      | 0.31             | ---        |

E145 54 159F 654F 59FF 254 47 4945

### FEMALE 45° FLARE FITTINGS

### UNION




600  
600F  
SAE# 010107

| PART # | FEMALE FLARE X FEMALE FLARE | A    | HEX  | APPROX. WT. LBS. | LIST PRICE |
|--------|-----------------------------|------|------|------------------|------------|
| 10135  | 1/4"                        | 1.00 | 0.62 | 0.06             | ---        |
| 10136  | 3/8"                        | 1.25 | 0.81 | 0.14             | ---        |
| 10137  | 1/2"                        | 1.43 | 0.94 | 0.18             | ---        |
| 10138  | 5/8"                        | 1.69 | 1.07 | 0.24             | ---        |
| 10139  | 3/4"                        | 2.00 | 1.31 | 0.42             | ---        |

• Use with Copper Gasket

2310 U4 660HD 32

### FEMALE FLARE ADAPTER



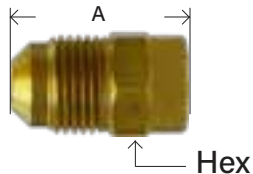
664  
SAE# 010106

| PART # | FEMALE FLARE X MALE NPTF | A    | HEX  | APPROX. WT. LBS. | LIST PRICE |
|--------|--------------------------|------|------|------------------|------------|
| 10440  | 1/4" x 1/8"              | 0.91 | 0.62 | 0.05             | ---        |
| 10441  | 1/4" x 1/4"              | 1.01 | 0.62 | 0.06             | ---        |
| 10442  | 3/8" x 1/4"              | 1.28 | 0.81 | 0.10             | ---        |
| 10438  | 3/8" x 1/2"              |      |      |                  |            |
| 10443  | 1/2" x 3/8"              | 1.36 | 0.94 | 0.14             | ---        |
| 10444  | 1/2" x 1/2"              | 1.46 | 0.94 | 0.14             | ---        |

U5 664FHD 33 48-FF

### FLARE REDUCER

SAE# 010105



601

| PART # | MALE FLARE X FEMALE FLARE | A    | HEX  | APPROX. WT. LBS. | LIST PRICE |
|--------|---------------------------|------|------|------------------|------------|
| 10462  | 1/4" x 3/8"               | 1.22 | 0.81 | 0.10             | ---        |
| 10461  | 1/4" x 1/2"               | 1.36 | 0.94 | 0.14             | ---        |
| 10463  | 3/8" x 1/4"               | 1.12 | 0.62 | 0.06             | ---        |
| 10464  | 3/8" x 1/2"               | 1.44 | 0.94 | 0.14             | ---        |
| 10473  | 3/8" x 5/8"               | 1.63 | 1.12 | 0.16             | ---        |
| 10467  | 1/2" x 3/8"               | 1.41 | 0.81 | 0.13             | ---        |
| 10468  | 1/2" x 5/8"               | 1.68 | 1.06 | 0.20             | ---        |
| 10469  | 5/8" x 1/2"               | 1.63 | 1.00 | 0.17             | ---        |
| 10470  | 5/8" x 3/4"               | 1.97 | 1.31 | 0.31             | ---        |

\* Available in Stainless Steel. Add SS to the part#


UR3 661FHD 227 46-FF

WARNING: This product can expose you to chemicals, including lead, which are known to the State of California to cause cancer and birth defects or other reproductive harm. For more information, visit www.P65Warnings.ca.gov

BRASS

**SAE 45° FLARE**

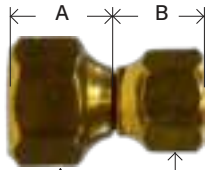
BRASS FITTINGS

**BRASS FLARE SWIVEL FITTINGS****FORGED SWIVEL**700  
SAE# 010108

Hex

| PART # | FEMALE FLARE UNF | A    | HEX  | APPROX. WT. LBS. | LIST PRICE |
|--------|------------------|------|------|------------------|------------|
| 10481  | 1/4"             | 0.59 | 0.62 | 0.04             | ---        |
| 10482  | 5/16"            | 0.62 | 0.68 | 0.06             | ---        |
| 10483  | 3/8"             | 0.69 | 0.81 | 0.10             | ---        |
| 10483L | 3/8"             | 0.63 | 0.80 |                  | ---        |
| 10484  | 1/2"             | 0.81 | 0.94 | 0.16             | ---        |
| 10484L | 1/2"             | 0.82 | 0.92 |                  | ---        |
| 10485  | 5/8"             | 0.94 | 1.06 | 0.24             | ---        |
| 10486  | 3/4"             | 1.12 | 1.31 | 0.34             | ---        |

1350 US4 14FSV 34


**REDUCING SWIVELS**

Hex 1

Hex 2

700R

| PART # | FEMALE FLARE UNF | A    | B    | HEX 1 | HEX 2 | APPROX. WT. LBS. | LIST PRICE |
|--------|------------------|------|------|-------|-------|------------------|------------|
| 10487  | 3/8" x 1/4"      | 0.72 | 0.60 | 0.81  | 0.62  | 0.08             | ---        |
| 10488  | 1/2" x 3/8"      | 0.84 | 0.70 | 0.94  | 0.81  | 0.12             | ---        |
| 10489  | 5/8" x 1/2"      | 0.98 | 0.82 | 1.03  | 0.94  | 0.22             | ---        |

**FORGED SWIVEL ELBOWS**

Hex

701

| PART # | MALE FLARE X FEMALE FLARE | A    | B    | HEX  | APPROX. WT. LBS. | LIST PRICE |
|--------|---------------------------|------|------|------|------------------|------------|
| 10493  | 1/4"                      | 0.93 | 0.86 | .563 | 0.12             | ---        |
| 10494  | 3/8"                      | 1.13 | 1.1  | .75  | 0.20             | ---        |
| 10495  | 1/2"                      | 1.29 | 1.20 | .88  | 0.25             | ---        |
| 10496  | 5/8"                      | 1.50 | 1.30 | 1.00 | 0.37             | ---        |
| 10497  | 3/4"                      | 1.83 | 1.60 | 1.25 | 0.54             | ---        |

ES4

**FLARE SWEAT FITTINGS**

| PART # | FLARE X SWEAT | LIST PRICE |
|--------|---------------|------------|
| 10600  | 1/4" x 1/4"   | ---        |
| 10612  | 3/8" x 3/8"   | ---        |

**WARNING:** This product can expose you to chemicals, including lead, which are known to the State of California to cause cancer and birth defects or other reproductive harm. For more information, visit [www.P65Warnings.ca.gov](http://www.P65Warnings.ca.gov)



# POL FITTINGS

## BRASS FITTINGS

### TEE CONNECTION

2000



| PART # | PIPE SIZE                      | LIST PRICE |
|--------|--------------------------------|------------|
| 34001  | 1/4" Inverted flare x 1/4" MPT | ---        |

41-1-390-0014 2000

### TAILPIECE WITH FLATS

2001A

1/4 NPT



| PART # | DESCRIPTION          | LIST PRICE |
|--------|----------------------|------------|
| 34011  | 2.34 w/ wrench Flats | ---        |
| 34012  | 2.13 w/ Hex          | ---        |

1001AUL 21605 M-2001-A 2002A 2001AHN

### STANDARD NUT

7/8" Hex

2001B



| PART # | PIPE SIZE  | LIST PRICE |
|--------|------------|------------|
| 34016  | .880-14 LH | ---        |

2001B

### TAILPIECE & NUT ASSEMBLY

2002AB



| PART # | PIPE SIZE | LIST PRICE |
|--------|-----------|------------|
| 34022  | 1/4       | ---        |

2002AB

### POL CAP

2004



| PART # | PIPE SIZE | LIST PRICE |
|--------|-----------|------------|
| 34031  | .880-14LH | ---        |

ME1699 POL2004 1004A M-2004

### POL PLUG WITH CHAIN

2014



| PART # | DESCRIPTION         | LIST PRICE |
|--------|---------------------|------------|
| 34141  | POL PLUG WITH CHAIN | ---        |

ME1691-1

### SINGLE PIECE POL ADAPTER

2008



| PART # | DESCRIPTION        | LIST PRICE |
|--------|--------------------|------------|
| 34130  | MALE POL X 1/4 FPT | ---        |
| 34131  | MALE POL X 1/2 FPT | ---        |

ME351 ME357

### ADAPTERS

35792  
35810



| PART # | PIPE SIZE             | LIST PRICE |
|--------|-----------------------|------------|
| 34041  | 3/8 Flare x .880-14LH | ---        |
| 34046  | 1/2 Flare x .880-14LH | ---        |
| 34051  | 5/8 Flare x .880-14LH | ---        |

ME3510 2906E 2007

### Plug



| PART # | PIPE SIZE | LIST PRICE |
|--------|-----------|------------|
| 34036  |           |            |

**WARNING:** This product can expose you to chemicals, including lead, which are known to the State of California to cause cancer and birth defects or other reproductive harm. For more information, visit [www.P65Warnings.ca.gov](http://www.P65Warnings.ca.gov)

BRASS

**JIC 37° FLARE STRAIGHTS**

## BRASS FITTINGS

**STRAIGHT TUBE UNION**

| PART # | TUBE OD | TUBE THREAD | L    | HEX  | WORKING PRESSURE | LIST PRICE |
|--------|---------|-------------|------|------|------------------|------------|
| 28966  | 1/4     | 7/16-20     | 1.35 | 0.49 | 3250 psi         | ---        |
| 28969  | 3/8     | 9/16-18     | 1.41 | 0.63 | 3250 psi         | ---        |
| 28970  | 1/2     | 3/4-16      | 1.62 | 0.81 | 3250 psi         | ---        |

SBC 132403 HTXB

**FEMALE STRAIGHT ADAPTER**

| PART # | TUBE OD | PIPE    | TUBE THREAD | L    | HEX  | WORKING PRESSURE | LIST PRICE |
|--------|---------|---------|-------------|------|------|------------------|------------|
| 28957  | 1/4     | 1/8-27  | 7/16-20     | 1.19 | 0.56 | 3250 psi         | ---        |
| 28958  | 1/4     | 1/4-18  | 7/16-20     | 1.40 | 0.75 | 3250 psi         | ---        |
| 28959  | 3/8     | 1/4-18  | 9/16-18     | 1.40 | 0.75 | 3250 psi         | ---        |
| 28960  | 3/8     | 3/8-18  | 9/16-18     | 1.40 | 0.88 | 3250 psi         | ---        |
| 28961  | 1/2     | 3/8-18  | 3/4-16      | 1.56 | 0.88 | 3250 psi         | ---        |
| 28962  | 1/2     | 1/2-14  | 3/4-16      | 1.79 | 1.13 | 3250 psi         | ---        |
| 28963  | 5/8     | 1/2-14  | 7/8-14      | 1.87 | 1.13 | 3250 psi         | ---        |
| 28964  | 3/4     | 3/4-1/4 | 1-1/16-12   | 2.06 | 1.38 | 2600 psi         | ---        |

**STRAIGHT**

| PART # | TUBE OD | A NPTF   | TUBE THREAD | L    | HEX  | WORKING PRESSURE | LIST PRICE |
|--------|---------|----------|-------------|------|------|------------------|------------|
| 28701  | 1/4     | 1/8-27   | 7/16-20     | 1.22 | 0.45 | 3250 psi         | ---        |
| 28702  | 1/4     | 1/4-18   | 7/16-20     | 1.37 | 0.56 | 3250 psi         | ---        |
| 28703  | 1/4     | 3/8-18   | 7/16-20     | 1.42 | 0.75 | 3250 psi         | ---        |
| 28704  | 5/16    | 1/8-27   | 1/2-20      | 1.41 | 0.56 | 3250 psi         | ---        |
| 28705  | 5/16    | 1/4-18   | 1/2-20      | 1.42 | 0.56 | 3250 psi         | ---        |
| 28706  | 3/8     | 1/8-27   | 9/16-18     | 1.24 | 0.63 | 3250 psi         | ---        |
| 28707  | 3/8     | 1/4-18   | 9/16-18     | 1.43 | 0.63 | 3250 psi         | ---        |
| 28708  | 3/8     | 3/8-18   | 9/16-18     | 1.38 | 0.75 | 3250 psi         | ---        |
| 28709  | 3/8     | 1/2-14   | 9/16-18     | 1.69 | 0.88 | 3250 psi         | ---        |
| 28710  | 1/2     | 1/4-18   | 3/4-16      | 1.53 | 0.81 | 3250 psi         | ---        |
| 28711  | 1/2     | 3/8-18   | 3/4-16      | 1.53 | 0.81 | 3250 psi         | ---        |
| 28712  | 1/2     | 1/2-14   | 3/4-16      | 1.79 | 0.88 | 3250 psi         | ---        |
| 28713  | 1/2     | 3/4-14   | 3/4-16      | 1.85 | 1.13 | 2600 psi         | ---        |
| 28714  | 5/8     | 3/8      | 7/8-14      | 1.84 | 0.94 | 3250 psi         | ---        |
| 28715  | 5/8     | 1/2-14   | 7/8-14      | 1.89 | 0.94 | 3250 psi         | ---        |
| 28716  | 5/8     | 3/4-14   | 7/8-14      | 1.95 | 1.13 | 2600 psi         | ---        |
| 28748  | 3/4     | 1/2-14   | 1 1/16-12   | 2.06 | 1.13 | 2925 psi         | ---        |
| 28717  | 3/4     | 3/4-14   | 1 1/16-12   | 2.06 | 1.13 | 2600 psi         | ---        |
| 28749  | 3/4     | 1-11 1/2 | 1 1/16-12   | 2.25 | 1.38 | 1950 psi         | ---        |
| 28719  | 1       | 3/4-14   | 1 5/16-12   | 2.06 | 1.13 | 2275 psi         | ---        |
| 28718  | 1       | 1-11 1/2 | 1 5/16-12   | 2.3  | 1.38 | 1950 psi         | ---        |

B2404 SB FTXB

**STRAIGHT SWIVEL ADAPTER**

| PART # | TUBE OD | A NPTF | TUBE THREAD | L     | HEX  | WORKING PRESSURE | LIST PRICE |
|--------|---------|--------|-------------|-------|------|------------------|------------|
| 28752  | 1/4     | 1/4-18 | 7/16-20     | 1.389 | .563 | 3250 psi         | ---        |
| 28753  | 3/8     | 1/4-18 | 9/16-18     | 1.6   | .563 | 3250 psi         | ---        |
| 28754  | 3/8     | 3/8-18 | 9/16-18     | 1.574 | .690 | 2925 psi         | ---        |
| 28756  | 1/2     | 1/2-14 | 3/4-16      | 1.706 | .875 | 2600 psi         | ---        |

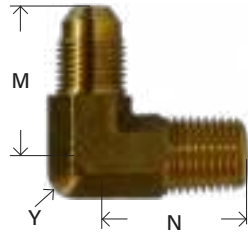
B6505 SJS

**WARNING:** This product can expose you to chemicals, including lead, which are known to the State of California to cause cancer and birth defects or other reproductive harm. For more information, visit [www.P65Warnings.ca.gov](http://www.P65Warnings.ca.gov)

# JIC 37° SHAPES

## BRASS FITTINGS

### 90° FORGED ELBOW




• Swivel available

| PART # | TUBE OD | TUBE THREAD | A NPTF | M    | N    | Y    | WORKING PRESSURE | LIST PRICE |
|--------|---------|-------------|--------|------|------|------|------------------|------------|
| 28760F | 1/4     | 7/16-20     | 1/8-27 | 0.89 | 0.78 | 0.5  | 2160 psi         | ---        |
| 28762F | 1/4     | 7/16-20     | 1/4-18 | 1.05 | 1.03 | 0.53 | 1846 psi         | ---        |
| 28766F | 5/16    | 1/2-20      | 1/4-18 | 1.10 | 1.10 | 0.55 | 3905 psi         | ---        |
| 28768F | 3/8     | 9/16-18     | 1/8-27 | 1.06 | 1.00 | 0.56 | 3128 psi         | ---        |
| 28770F | 3/8     | 9/16-18     | 1/4-18 | 1.06 | 1.09 | 0.54 | 1564 psi         | ---        |
| 28772F | 3/8     | 9/16-18     | 3/8-18 | 1.15 | 1.22 | 0.74 | 1464 psi         | ---        |
| 28774F | 1/2     | 3/4-16      | 3/8-18 | 1.25 | 1.22 | 0.81 | 1467 psi         | ---        |
| 28777F | 1/2     | 3/4-16      | 1/2-14 | 1.31 | 1.47 | 0.90 | 1265 psi         | ---        |
| 28778F | 1/2     | 3/4-16      | 3/4-14 | 1.4  | 1.59 | 0.89 | 2061 psi         | ---        |
| 28780F | 5/8     | 7/8-14      | 1/2-14 | 1.45 | 1.47 | 0.88 | 1265 psi         | ---        |
| 28783F | 3/4     | 1 1/16-12   | 3/4-14 | 1.66 | 1.59 | 1.06 | 1084 psi         | ---        |

DL3B2 3F69CL GGL6A1 F23L2 EE48D3 EE46B2 FF45A2 F48C3 FF22C3 D49B1 D25B1 3F47C1

### 45° FORGED ELBOW



• Swivel available

| PART # | TUBE OD | TUBE THREAD | A NPTF | M    | N    | Y    | WORKING PRESSURE | LIST PRICE |
|--------|---------|-------------|--------|------|------|------|------------------|------------|
| 28724F | 1/4     | 7/16-20     | 1/4-18 | 0.81 | 0.84 | 0.53 | 3750 psi         | ---        |
| 28731F | 3/8     | 9/16-18     | 1/4-18 | 0.83 | 0.86 | 0.63 | 3128 psi         | ---        |
| 28733F | 3/8     | 9/16-18     | 3/8-18 | 0.91 | 0.95 | 0.81 | 3100 psi         | ---        |
| 28736F | 1/2     | 3/4-16      | 3/8-18 | 0.98 | 0.95 | 0.75 | 2938 psi         | ---        |
| 28738F | 1/2     | 3/4-16      | 1/2-14 | 1.13 | 1.17 | 0.86 | 2826 psi         | ---        |
| 28742F | 3/4     | 1 1/16-12   | 3/4-14 | 1.28 | 1.2  | 1.13 | 2442 psi         | ---        |

B2503 FBC-F VTXB

### THREAD CHART

| SIZE | JIC THREAD |
|------|------------|
| 1/8  | 5/16-24    |
| 3/16 | 3/8-24     |
| 1/4  | 7/16-20    |
| 5/16 | 1/2-20     |
| 3/8  | 9/16-18    |
| 1/2  | 3/4-16     |
| 5/8  | 7/8-14     |
| 3/4  | 1-1/16-12  |
| 1    | 1-5/16-12  |

**WARNING:** This product can expose you to chemicals, including lead, which are known to the State of California to cause cancer and birth defects or other reproductive harm. For more information, visit [www.P65Warnings.ca.gov](http://www.P65Warnings.ca.gov)

BRASS

**INVERTED FLARE**

BRASS FITTINGS

**INVERTED FLARE FITTINGS**

| Tube O.D.                    | 1/8     | 3/16   | 1/4     | 5/16   | 3/8    | 7/16     | 1/2    | 5/8    | 3/4       | 7/8       | 1         |
|------------------------------|---------|--------|---------|--------|--------|----------|--------|--------|-----------|-----------|-----------|
| Thread O.D. threads per inch | 5/16-28 | 3/8-24 | 7/16-24 | 1/2-20 | 5/8-18 | 11/16-18 | 3/4-18 | 7/8-18 | 1-1/16-16 | 1-3/16-16 | 1-5/16-16 |

- Typical Application

Hydraulic brake, power steering, fuel lines and transmission cooler lines, LP and natural gas.

- Working Pressure Ranges

Temperature and type of tubing used are important factors. However, the following table is a

| PSI  | Tube O.D. (in.) | Tube Wall (in.) |
|------|-----------------|-----------------|
| 2800 | 1/8             | .030            |
| 1900 | 3/16            | .030            |
| 1400 | 1/4             | .030            |
| 1200 | 5/16            | .032            |
| 1000 | 3/8             | .032            |
| 750  | 1/2             | .032            |
| 650  | 5/8             | .035            |
| 550  | 3/4             | .035            |

good guide for proper selection. Temperature 730F with copper tubing:

- Vibration

Excellent resistance.

- Temperature Range

-650F to +2500F (-530C to +1210C) range at maximum operating pressures.

- Used With

Copper, brass, aluminum and steel hydraulic tubing that can be flared.

- Advantages

Very low cost and reusable. Seats and threads are internal and protected. Compact, excellent vibration life. Short nut affords very close tube bends.

tube nut.

- Tolerance

+/- .03 on all dimensions.

- Conformance

Meets specifications and standards of ASA, ASME, SAE and MS (Military Standards).

- Assembly Instructions

1-Cut tubing to desired length. Make sure all burrs are removed and the ends are cut square.

2- Slide nut on tube. Threaded end "A" of nut must face out.

3- Flare end of tube with a 45° flaring tool.

a- Measure flare diameter.

b- Examine flare for excessive thin out.

c- On thin wall, welded or brazed tubing, use double flare to prevent pinch-off and cracked flares.

4- Lubricate threads and assemble to fitting body. Nut should be turned hand tight.

5- Tighten assembly with wrench until a solid feeling is encountered. From that point, apply a one-sixth turn.

**Note:** Do not over-torque as it may damage the fitting or split the tubing at the flare.

**STANDARD METRIC THREADS**

| DESCRIPTION TUBE SIZE | THREAD O.D. | CREST (PITCH) | THREAD DESCRIPTION |
|-----------------------|-------------|---------------|--------------------|
| Japanese 3/16"        | 10mm        | 1.0mm         | M10 x 1.0          |
| European 3/16"        | 10mm        | 1.0mm         | M10 x 1.0          |
| GM 6mm                | 12mm        | 1.0mm         | M12 x 1.0          |
| Fuel 5/16"            | 14mm        | 1.5mm         | M14 x 1.5          |
| Fuel 3/8"             | 16mm        | 1.5mm         | M16 x 1.5          |

**Measuring Metric Threads:** Measure the O.D. of the threads and the crest to crest distance (pitch) in millimeters between threads.

Actual O.D. of male inverted flare threads

5/16"-28 2800 PSI    3/8"-24 1900 PSI    7/16"-24 1400 PSI    1/2"-20 1200 PSI    5/8"-18 1000 PSI

3/4"-18 750 PSI

7/8"-18 650 PSI

1-1/16"-16 550 PSI

1/8"

3/16"

1/4"

5/16"

3/8"

1/2"

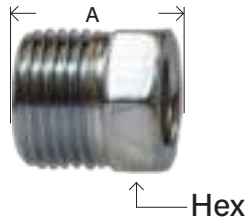
5/8"

3/4"

# INVERTED FLARE

BRASS FITTINGS

## ZINC CHROMATE STEEL NUT

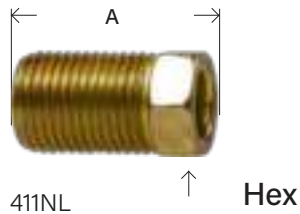


41IFS  
41INS  
SAE# 040110

| PART # | SIZE  | THREAD    | A    | HEX  | APPROX. WT. LBS. | LIST PRICE |
|--------|-------|-----------|------|------|------------------|------------|
| 12001  | 1/8"  | 5/16-28   | 0.52 | 0.31 | 0.01             | ---        |
| 12002  | 3/16" | 3/8-24    | 0.56 | 0.37 | 0.02             | ---        |
| 12018  | 3/16" | 7/16-24   | 0.56 | 0.43 | 0.02             | ---        |
| 12003  | 1/4"  | 7/16-24   | 0.56 | 0.43 | 0.02             | ---        |
| 12004  | 5/16" | 1/2-20    | 0.62 | 0.50 | 0.02             | ---        |
| 12005  | 3/8"  | 5/8-18    | 0.66 | 0.62 | 0.03             | ---        |
| 12011  | 3/8"  | 11/16-18  | 0.66 | 0.68 | 0.05             | ---        |
| 12006  | 1/2"  | 3/4-18    | 0.74 | 0.75 | 0.08             | ---        |
| 12007  | 5/8"  | 7/8-18    | 0.80 | 0.87 | 0.10             | ---        |
| 12008  | 3/4"  | 1-1/16-16 | 0.88 | 1.06 | 0.10             | ---        |

121XXX 2105 411FS 105 41W

## LONG STEEL NUT



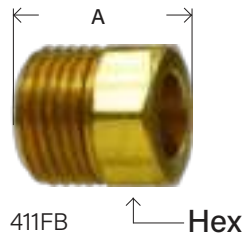
411NL

| PART # | SIZE  | A    | HEX  | APPROX. WT. LBS. | LIST PRICE |
|--------|-------|------|------|------------------|------------|
| 12009  | 3/16" | 0.84 | 0.37 | 0.02             | ---        |
| 12010  | 1/4"  | 0.81 | 0.43 | 0.02             | ---        |

for Domestic lines

7896

## INVERTED FLARE BRASS NUT



411FB  
411NB

• More sizes available

| PART # | SIZE  | A    | HEX  | APPROX. WT. LBS. | LIST PRICE |
|--------|-------|------|------|------------------|------------|
| 12012  | 1/8"  | 0.52 | 0.31 | 0.01             | ---        |
| 12013  | 3/16" | 0.56 | 0.37 | 0.01             | ---        |
| 12014  | 1/4"  | 0.56 | 0.43 | 0.02             | ---        |
| 12015  | 5/16" | 0.62 | 0.50 | 0.03             | ---        |
| 12016  | 3/8"  | 0.66 | 0.62 | 0.04             | ---        |
| 12017  | 1/2"  | 0.74 | 0.75 | 0.05             | ---        |

SAE# 040110

2100 411F 100 41B



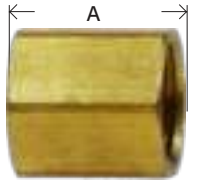
| PART # | TUBESIZE      | THREAD                 | REF#   | LIST PRICE |
|--------|---------------|------------------------|--------|------------|
| 12260  | 3/16 British  | 3/8-24 Bubble          | ---    | ---        |
| 12261  | 3/16 European | M10 x 1.0 Bubble       | 276110 | ---        |
| 12262  | 3/16 Japanese | M10 x 1.0 Inv.         | 121050 | ---        |
| 12263  | 3/16 Domestic | 1/2 x 20 Inv.          | ---    | ---        |
| 12264  | 3/16 Domestic | 9/16 - 18 Inv.         | 121039 | ---        |
| 12265  | 3/16 Imported | M11 x 1.5 Bubble       | 276011 | ---        |
| 12266  | 3/16 Imported | M12 x 1.0 Bubble       | 276012 | ---        |
| 12268  | 1/4 Domestic  | 9/16 x 18 Inv.         | 121049 | ---        |
| 12269  | 1/4 Domestic  | 1/2 x 20 Inv.          | 121045 | ---        |
| 12270  | 6mm Imported  | M12 x 1.0 Bubble       |        | ---        |
| 12271  | 6mm GM        | M12 x 1.0 Bubble       |        | ---        |
| 12274  | 5/16 Domestic | M14 x 1.5 Surface Seal | 121069 | ---        |
| 12275  | 3/8 Domestic  | M16 x 1.5 Surface Seal | 121070 | ---        |

WARNING: This product can expose you to chemicals, including lead, which are known to the State of California to cause cancer and birth defects or other reproductive harm. For more information, visit [www.P65Warnings.ca.gov](http://www.P65Warnings.ca.gov)

BRASS

**INVERTED FLARE**

## BRASS FITTINGS


**UNION INTERNAL**

421F  
421N  
Hex

SAE# 040101

| PART # | INV. FLARE X INV. FLARE | A    | HEX  | APPROX. WT. LBS. | LIST PRICE |
|--------|-------------------------|------|------|------------------|------------|
| 12022  | 1/8"                    | 0.59 | 0.40 | 0.02             | ---        |
| 12023  | 3/16"                   | 0.62 | 0.43 | 0.02             | ---        |
| 12024  | 1/4"                    | 0.62 | 0.50 | 0.03             | ---        |
| 12025  | 5/16"                   | 0.70 | 0.56 | 0.04             | ---        |
| 12026  | 3/8"                    | 0.80 | 0.75 | 0.08             | ---        |
| 12027  | 1/2"                    | 0.91 | 0.90 | 0.10             | ---        |
| 12028  | 5/8"                    | 1.31 | 1.06 | 0.22             | ---        |

302 2300 421FHD


**FEMALE ADAPTER**

461N  
461N  
Hex

SAE# 040103

| PART # | INV. FLARE X FEMALE NPTF | A     | HEX   | APPROX. WT. LBS. | LIST PRICE |
|--------|--------------------------|-------|-------|------------------|------------|
| 12029  | 1/8" x 1/8"              | 0.716 | 0.50  | 0.03             | ---        |
| 12032  | 3/16" x 1/8"             | 0.75  | 0.50  | 0.02             | ---        |
| 12033  | 1/4" x 1/8"              | 0.75  | 0.53  | 0.02             | ---        |
| 12030  | 1/4" x 1/4"              | 1.01  | 0.751 | 0.11             | ---        |
| 12034  | 5/16" x 1/8"             | 0.78  | 0.59  | 0.04             | ---        |
| 12035  | 3/8" x 1/4"              | 1.03  | 0.75  | 0.08             | ---        |
| 12031  | 7/16" x 1/4"             | 1.06  | 0.81  | 0.11             | ---        |
| 12037  | 1/2" x 1/4"              | 1.09  | 0.90  | 0.12             | ---        |
| 12036  | 1/2" x 3/8"              | 1.10  | 0.90  | 0.12             | ---        |
| 12039  | 5/8" x 1/2"              | 1.32  | 1.065 | 0.19             | ---        |
| 12099  | 3/4" x 3/4"              | 1.50  | 1.25  | 0.36             | ---        |

461FHD 252 46W

**MALE ADAPTER**

Hex

481N  
481F

SAE# 040102

| PART # | INV. FLARE X MALE NPTF | A    | HEX  | APPROX. WT. LBS. | LIST PRICE |
|--------|------------------------|------|------|------------------|------------|
| 12041  | 1/8" x 1/8"            | 0.63 | 0.40 | 0.02             | ---        |
| 12042  | 3/16" x 1/8"           | 0.70 | 0.43 | 0.02             | ---        |
| 12053  | 3/16" x 1/4"           | 0.72 | 0.56 | 0.04             | ---        |
| 12043  | 1/4" x 1/8"            | 0.74 | 0.50 | 0.03             | ---        |
| 12044  | 1/4" x 1/4"            | 0.89 | 0.56 | 0.04             | ---        |
| 12045  | 5/16" x 1/8"           | 0.79 | 0.56 | 0.03             | ---        |
| 12046  | 5/16" x 1/4"           | 0.98 | 0.56 | 0.05             | ---        |
| 12055  | 5/16" x 3/8"           | 1.01 | 0.75 | 0.07             | ---        |
| 12047  | 3/8" x 1/8"            | 0.88 | 0.72 | 0.05             | ---        |
| 12048  | 3/8" x 1/4"            | 1.02 | 0.75 | 0.06             | ---        |
| 12049  | 3/8" x 3/8"            | 1.02 | 0.75 | 0.08             | ---        |
| 12104  | 7/16" x 1/4"           | 1.05 | 0.81 | 0.06             | ---        |
| 12038  | 1/2" x 1/4"            | 0.97 | 0.87 | 0.10             | ---        |
| 12050  | 1/2" x 3/8"            | 1.06 | 0.87 | 0.08             | ---        |
| 12051  | 1/2" x 1/2"            | 1.06 | 0.87 | 0.11             | ---        |
| 12052  | 5/8" x 1/2"            | 1.32 | 1.06 | 0.15             | ---        |
| 12105  | 3/4" x 1/2"            | 1.38 | 1.25 | 0.18             | ---        |
| 12040  | 3/4" x 3/4"            | 1.39 | 1.25 | 0.24             | ---        |

2200 481FHD 202 48W 200

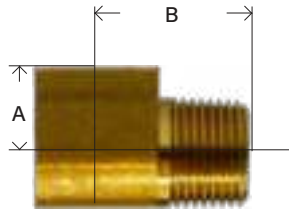
Dimension data can change without notice. Please check when dimensions are critical.

**WARNING:** This product can expose you to chemicals, including lead, which are known to the State of California to cause cancer and birth defects or other reproductive harm. For more information, visit [www.P65Warnings.ca.gov](http://www.P65Warnings.ca.gov)

# INVERTED FLARE

## BRASS FITTINGS

### ELBOW



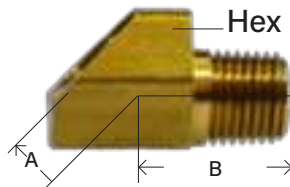
491N  
491F

SAE# 040202

| PART # | INV. FLARE X MALE NPTF | A    | B    | APPROX. WT. LBS. | LIST PRICE |
|--------|------------------------|------|------|------------------|------------|
| 12057  | 1/8" x 1/8"            | 0.26 | 0.59 | 0.03             | ---        |
| 12058  | 3/16" x 1/8"           | 0.26 | 0.61 | 0.03             | ---        |
| 12059  | 1/4" x 1/8"            | 0.33 | 0.65 | 0.04             | ---        |
| 12060  | 1/4" x 1/4"            | 0.28 | 0.82 | 0.06             | ---        |
| 12061  | 5/16" x 1/8"           | 0.47 | 0.68 | 0.05             | ---        |
| 12062  | 5/16" x 1/4"           | 0.45 | 0.85 | 0.08             | ---        |
| 12082  | 5/16" x 3/8"           | 0.47 | 0.86 | 0.12             | ---        |
| 12063  | 3/8" x 1/8"            | 0.54 | 0.76 | 0.14             | ---        |
| 12064  | 3/8" x 1/4"            | 0.53 | 0.92 | 0.14             | ---        |
| 12065  | 3/8" x 3/8"            | 0.50 | 0.94 | 0.12             | ---        |
| 12114  | 1/2" x 1/4"            | 0.72 | 1.08 | 0.14             | ---        |
| 12066  | 1/2" x 3/8"            | 0.59 | 1.03 | 0.16             | ---        |
| 12067  | 1/2" x 1/2"            | 0.66 | 1.22 | 0.25             | ---        |
| 12056  | 5/8" x 3/8"            | 0.67 | 1.09 | 0.20             | ---        |
| 12068  | 5/8" x 1/2"            | 0.67 | 1.29 | 0.18             | ---        |
| 12081  | 1" x 1"                | 1.02 | 1.69 | 0.60             | ---        |

400 2400 249IFHD 402 249IF 49W

### 45° ELBOW



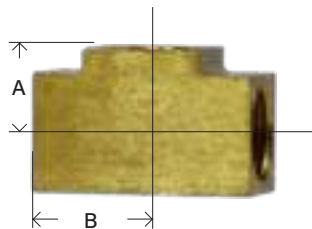
591F  
941N

SAE# 040302

| PART # | INV. FLARE X MALE NPTF | A    | B    | HEX  | APPROX. WT. LBS. | LIST PRICE |
|--------|------------------------|------|------|------|------------------|------------|
| 12070  | 1/8" x 1/8"            | 0.22 | 0.48 | 0.50 | 0.03             | ---        |
| 12072  | 3/16" x 1/8"           | 0.25 | 0.55 | 0.53 | 0.02             | ---        |
| 12073  | 1/4" x 1/8"            | 0.27 | 0.58 | 0.56 | 0.04             | ---        |
| 12074  | 5/16" x 1/8"           | 0.36 | 0.56 | 0.62 | 0.06             | ---        |
| 12075  | 5/16" x 1/4"           | 0.23 | 0.83 | 0.62 | 0.06             | ---        |
| 12115  | 3/8" x 1/8"            | 0.34 | 0.87 | 0.87 | 0.09             | ---        |
| 12076  | 3/8" x 1/4"            | 0.51 | 0.84 | 0.78 | 0.09             | ---        |
| 12077  | 1/2" x 3/8"            | 0.38 | 0.91 | 0.84 | 0.11             | ---        |
| 12079  | 5/8" x 1/2"            | 0.44 | 1.00 | 1.06 | 0.21             | ---        |

154 2352 259IFHD 352 94W

### UNION TEE



441F  
441N

SAE# 040401

| PART # | SIZE  | A    | B    | APPROX. WT. LBS. | LIST PRICE |
|--------|-------|------|------|------------------|------------|
| 12085  | 1/8"  | 0.33 | 0.47 | 0.04             | ---        |
| 12086  | 3/16" | 0.39 | 0.55 | 0.04             | ---        |
| 12087  | 1/4"  | 0.42 | 0.56 | 0.08             | ---        |
| 12088  | 5/16" | 0.45 | 0.63 | 0.09             | ---        |
| 12089  | 3/8"  | 0.56 | 0.74 | 0.17             | ---        |
| 12090  | 1/2"  | 0.67 | 0.88 | 0.24             | ---        |

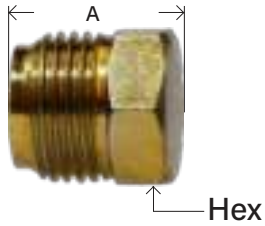
244IFHD 702 44I

**WARNING:** This product can expose you to chemicals, including lead, which are known to the State of California to cause cancer and birth defects or other reproductive harm. For more information, visit [www.P65Warnings.ca.gov](http://www.P65Warnings.ca.gov)

BRASS

**INVERTED FLARE**

## BRASS FITTINGS

**STEEL PLUG**

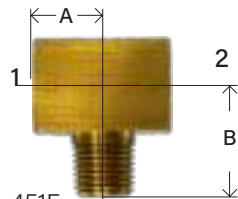
391N 391N  
391F 391F



| PART #<br>STEEL | SIZE  | A    | HEX  | APPROX.<br>WT. LBS. | LIST PRICE |
|-----------------|-------|------|------|---------------------|------------|
| 12091           | 3/16" | 0.53 | 0.37 | 0.01                | ---        |
| 12092           | 1/4"  | 0.54 | 0.43 | 0.02                | ---        |
| 12093           | 5/16" | 0.59 | 0.50 | 0.03                | ---        |
| 12094           | 3/8"  | 0.66 | 0.62 | 0.04                | ---        |
| BRASS           |       |      |      |                     |            |
| 12095           | 3/8"  | 0.66 | 0.63 | 0.04                | ---        |
| 12096           | 1/2"  | 0.82 | 0.75 | 0.07                | ---        |
| 12097           | 5/8"  | 0.90 | 0.87 | 0.10                | ---        |
| 12098           | 3/4"  | 0.95 | 1.07 | 0.17                | ---        |

• cored

106 41IP 131 2131

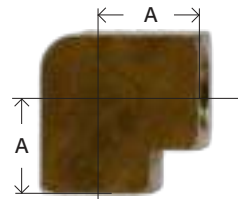
**MALE BRANCH TEE**

451F  
451N 3

SAE# 040425

| PART # | INV. FLARE X<br>MALE NPTF (1&2)X3 | A    | B    | APPROX.<br>WT. LBS. | LIST PRICE |
|--------|-----------------------------------|------|------|---------------------|------------|
| 12100  | 3/16" x 1/8"                      | 0.41 | 0.60 | 0.04                | ---        |
| 12101  | 1/4" x 1/8"                       | 0.42 | 0.64 | 0.06                | ---        |
| 12102  | 5/16" x 1/8"                      | 0.47 | 0.68 | 0.07                | ---        |
| 12103  | 3/8" x 1/4"                       | 0.58 | 0.93 | 0.15                | ---        |

145 245IFHD 602 2600 600

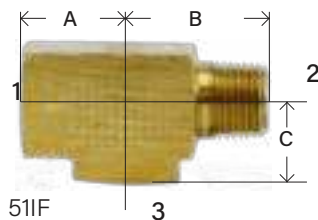
**FEMALE ELBOW**

501F  
501N

SAE# 040203

| PART # | INV. FLARE X<br>FEMALE NPTF | A    | APPROX.<br>WT. LBS. | LIST PRICE |
|--------|-----------------------------|------|---------------------|------------|
| 12110  | 1/4" x 1/8"                 | 0.55 | 0.07                | ---        |
| 12111  | 5/16" x 1/8"                | 0.51 | 0.08                | ---        |
| 12112  | 3/8" x 1/4"                 | 0.68 | 0.10                | ---        |

450

**MALE RUN TEE**

511F  
511N

SAE# 040424

| PART # | INV. FLARE X<br>MALE NPTF<br>(1&3)X2 | A    | B    | C    | APPROX.<br>WT. LBS. | LIST PRICE |
|--------|--------------------------------------|------|------|------|---------------------|------------|
| 12118  | 3/16" x 1/8"                         | 0.53 | 0.72 | 0.39 | 0.06                | ---        |
| 12119  | 1/4" x 1/8"                          | 0.56 | 0.75 | 0.42 | 0.08                | ---        |
| 12120  | 5/16" x 1/8"                         | 0.62 | 0.85 | 0.45 | 0.10                | ---        |
| 12121  | 3/8" x 1/4"                          | 0.75 | 1.08 | 0.56 | 0.14                | ---        |

251IFHD 752 550 151

**WARNING:** This product can expose you to chemicals, including lead, which are known to the State of California to cause cancer and birth defects or other reproductive harm. For more information, visit [www.P65Warnings.ca.gov](http://www.P65Warnings.ca.gov)



# COMPRESSION

BRASS FITTINGS

## COMPRESSION FITTINGS



These are NOT Lead Free  
See Lead Free Section for Lead Free products

| TUBE O.D.        | 1/8     | 3/16   | 1/4     | 5/16   | 3/8     | 7/16   | 1/2      | 5/8      | 3/4  | 7/8      |
|------------------|---------|--------|---------|--------|---------|--------|----------|----------|------|----------|
| THREAD SIZE-B    | 5/16-24 | 3/8-24 | 7/16-24 | 1/2-24 | 9/16-24 | 5/8-24 | 11/16-20 | 13/16-18 | 1-18 | 1-1/8-18 |
| WORKING PRESSURE | 400     | 400    | 300     | 300    | 200     | 200    | 200      | 150      | 100  | 75       |

• Typical Application

Use with copper, aluminum and thermoplastic tubing. Not recommended for steel tubing. Manufactured for low and medium pressure tubing connection work where excessive vibration or tube movement is not involved. Not recommended for application using gaseous media.

• Pressure

See table above for working pressures at 73oF.

• Vibration

Fair resistance - use long nut when greater vibration resistance is needed.

• Temperature Range

-65oF to +250oF (-53oC to +121oC) range at maximum operating pressures. (Refer to tubing temperature range.)

• Used With

Aluminum, copper, brass and plastic tubing. Plastic tubing requires insert. Not recommended for steel tubing.

• Tolerance

+/- .02 on all dimensions. Dimension data can change without notice. Please call us when dimensions are critical.

• Conformance

Meets specifications and standards of ASA, ASME and SAE.

• Assembly Instructions


- 1- Cut tubing to desired length.
- 2- Slide nut and then sleeve on tube. Threaded end "A" of nut must face toward fitting.
- 3- Insert tubing into fitting body. Be sure tubing is bottomed on fitting shoulder.
- 4- Lubricate threads and assemble nut to fitting body.
- 5- Tighten nut hand tight. From that point, tighten with a wrench the number of turns indicated in the chart below.

| TUBE SIZE      | ADDITIONAL TURNS FROM HAND TIGHT |
|----------------|----------------------------------|
| 1/8" thru 1/4" | 1-1/4"                           |
| 5/16"          | 1-3/4"                           |
| 3/8" thru 1"   | 2-1/4"                           |

• "L" at the end of a Part# means Light Pattern -These fittings are completely interchangeable with full pattern fittings, but have been modified in some way. This modification is usually in the length of the pipe threads. Used in plumbing and light industrial applications.

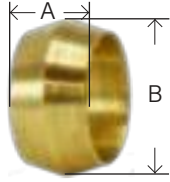
WARNING: This product can expose you to chemicals, including lead, which are known to the State of California to cause cancer and birth defects or other reproductive harm. For more information, visit [www.P65Warnings.ca.gov](http://www.P65Warnings.ca.gov)

Actual Profile of Compression Threads



**COMPRESSION**

## BRASS FITTINGS

**BRASS SLEEVE**

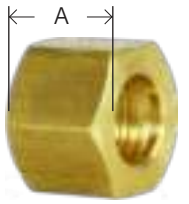
60

**• FERRULES**

SAE# 060115

| PART # | SIZE  | A    | B    | APPROX. WT. LBS. | LIST PRICE |
|--------|-------|------|------|------------------|------------|
| 18001  | 1/8"  | 0.19 | 0.19 | 0.01             | ---        |
| 18002  | 3/16" | 0.22 | 0.27 | 0.01             | ---        |
| 18003  | 1/4"  | 0.25 | 0.34 | 0.01             | ---        |
| 18004  | 5/16" | 0.25 | 0.41 | 0.01             | ---        |
| 18005  | 3/8"  | 0.25 | 0.47 | 0.02             | ---        |
| 18006  | 7/16" | 0.31 | 0.53 | 0.02             | ---        |
| 18007  | 1/2"  | 0.38 | 0.59 | 0.02             | ---        |
| 18008  | 5/8"  | 0.38 | 0.71 | 0.03             | ---        |
| 18009  | 3/4"  | 0.44 | 0.87 | 0.03             | ---        |
| 18010  | 7/8"  | 0.41 | 0.99 | 0.03             | ---        |
| 18011  | 1"    | 0.55 | 1.16 | 0.03             | ---        |

60 260

**BRASS NUT**

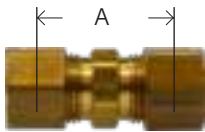
61

Hex

SAE# 060110

| PART # | SIZE  | THREAD     | A    | HEX  | APPROX. WT. LBS. | LIST PRICE |
|--------|-------|------------|------|------|------------------|------------|
| 18033  | 1/8"  | 5/16-24    | 0.38 | 0.37 | 0.01             | ---        |
| 18034  | 3/16" | 3/8-24     | 0.41 | 0.43 | 0.01             | ---        |
| 18035L | 1/4"  | 7/16-24    | 0.44 | 0.50 | 0.02             | ---        |
| 18035  | 1/4"  | 7/16-24    | 0.44 | 0.50 | 0.02             | ---        |
| 18036  | 5/16" | 1/2-24     | 0.44 | 0.56 | 0.02             | ---        |
| 18037L | 3/8"  | 9/16-24    | 0.47 | 0.62 | 0.04             | ---        |
| 18037  | 3/8"  | 9/16-24    | 0.47 | 0.62 | 0.04             | ---        |
| 18038  | 7/16" | 5/8-24     | 0.50 | 0.68 | 0.04             | ---        |
| 18039L | 1/2"  | 11/16-20   | 0.56 | 0.75 | 0.04             | ---        |
| 18039  | 1/2"  | 11/16-20   | 0.62 | 0.81 | 0.04             | ---        |
| 18040L | 5/8"  | 13/16-18   | 0.56 | 0.87 | 0.06             | ---        |
| 18040  | 5/8"  | 13/16-18   | 0.62 | 0.94 | 0.06             | ---        |
| 18041  | 3/4"  | 1-18       | 0.68 | 1.12 | 0.08             | ---        |
| 18042  | 7/8"  | 1-1/8 - 18 | 0.62 | 1.25 | 0.10             | ---        |
| 18043  | 1"    |            | 0.94 | 1.38 | 0.15             | ---        |

61 261

**UNION**

62

262

SAE# 060101BA

| PART # | SIZE  | A    | HEX  | APPROX. WT. LBS. | LIST PRICE |
|--------|-------|------|------|------------------|------------|
| 18062  | 1/8"  | 0.64 | 0.31 | 0.03             | ---        |
| 18063  | 3/16" | 0.75 | 0.37 | 0.04             | ---        |
| 18064L | 1/4"  | 0.79 | 0.43 | 0.06             | ---        |
| 18064  | 1/4"  | 0.81 | 0.43 | 0.06             | ---        |
| 18065  | 5/16" | 0.88 | 0.50 | 0.06             | ---        |
| 18066L | 3/8"  | 0.96 | 0.56 | 0.09             | ---        |
| 18066  | 3/8"  | 0.98 | 0.56 | 0.10             | ---        |
| 18067  | 7/16" | 1.02 | 0.62 | 0.12             | ---        |
| 18068L | 1/2"  | 1.06 | 0.68 | 0.16             | ---        |
| 18068  | 1/2"  | 1.25 | 0.68 | 0.16             | ---        |
| 18069L | 5/8"  | 1.43 | 0.81 | 0.24             | ---        |
| 18069  | 5/8"  | 1.25 | 0.81 | 0.26             | ---        |
| 18070  | 3/4"  | 1.41 | 1.00 | 0.35             | ---        |
| 18071L | 7/8"  | 1.03 | 1.12 | 0.34             | ---        |
| 18071  | 7/8"  | 1.00 | 1.12 | 0.36             | ---        |

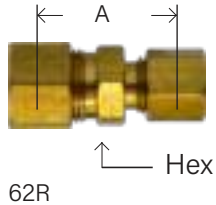
M-62

**WARNING:** This product can expose you to chemicals, including lead, which are known to the State of California to cause cancer and birth defects or other reproductive harm. For more information, visit [www.P65Warnings.ca.gov](http://www.P65Warnings.ca.gov)

# COMPRESSION

## BRASS FITTINGS

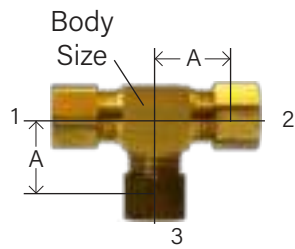
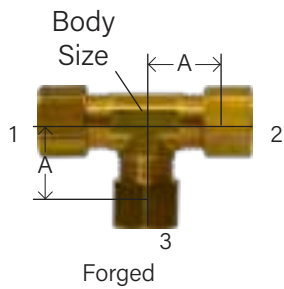
### REDUCING UNION



| PART # | SIZE         | A    | HEX  | APPROX. WT. LBS. | LIST PRICE |
|--------|--------------|------|------|------------------|------------|
| 18076  | 1/4" x 1/8"  | 0.73 | 0.44 | 0.04             | ---        |
| 18077  | 1/4" x 3/16" | 0.78 | 0.44 | 0.06             | ---        |
| 18078  | 5/16" x 1/4" | 0.81 | 0.50 | 0.06             | ---        |
| 18079  | 3/8" x 1/4"  | 0.90 | 0.56 | 0.10             | ---        |
| 18080  | 3/8" x 5/16" | 0.94 | 0.56 | 0.10             | ---        |
| 18081  | 1/2" x 3/8"  | 1.03 | 0.68 | 0.12             | ---        |
| 18082  | 5/8" x 3/8"  | 1.03 | 0.81 | 0.15             | ---        |
| 18083  | 5/8" x 1/2"  | 1.16 | 0.81 | 0.18             | ---        |
| 18084  | 7/8" x 5/8"  | 1.23 | 1.18 | 0.20             | ---        |

62-R

### TEE



Barstock

64

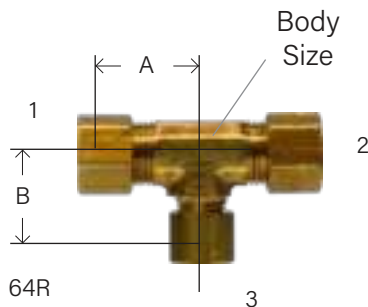
SAE# 060401

| PART #  | SIZE  | A    | BODY SIZE | APPROX. WT. LBS. | LIST PRICE |
|---------|-------|------|-----------|------------------|------------|
| 18101   | 1/8"  | 0.61 | 0.37      | 0.04             | ---        |
| 18101B* | 1/8"  | 0.62 | 0.33      | 0.04             | ---        |
| 18102   | 3/16" | 0.59 | 0.36      | 0.08             | ---        |
| 18103   | 1/4"  | 0.63 | 0.36      | 0.10             | ---        |
| 18103B* | 1/4"  | 0.62 | 0.49      | 0.10             | ---        |
| 18104   | 5/16" | 0.72 | 0.50      | 0.13             | ---        |
| 18105   | 3/8"  | 0.75 | 0.50      | 0.16             | ---        |
| 18105B* | 3/8"  | 0.73 | 0.59      | 0.16             | ---        |
| 18106   | 1/2"  | 0.94 | 0.59      | 0.22             | ---        |
| 18107   | 5/8"  | 1.06 | 0.69      | 0.28             | ---        |
| 18108   | 3/4"  | 1.22 | 0.88      | 0.32             | ---        |
| 18109   | 7/8"  | 1.25 | 0.94      | 0.34             | ---        |

\* Barstock

64 264C

### FORGED REDUCING TEE



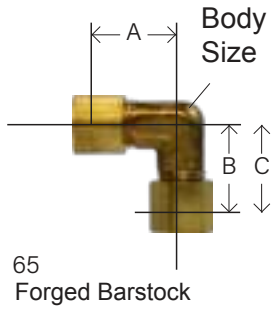
| PART # | SIZE 1 X 2 X 3     | A    | B    | BODY SIZE | APPROX. WT. LBS. | LIST PRICE |
|--------|--------------------|------|------|-----------|------------------|------------|
| 18110  | 1/4" x 1/4" x 3/8" | 0.69 | 0.75 | 0.50      | 0.14             | ---        |
| 18115  | 3/8" x 3/8" x 1/4" | 0.75 | 0.69 | 0.50      | 0.14             | ---        |
| 18116  | 1/2" x 1/2" x 1/4" | 0.94 | 0.81 | 0.59      | 0.16             | ---        |
| 18117  | 1/2" x 1/2" x 3/8" | 0.94 | 0.81 | 0.59      | 0.24             | ---        |
| 18118  | 5/8" x 5/8" x 3/8" | 1.06 | 0.94 | 0.69      | 0.28             | ---        |
| 18119  | 5/8" x 5/8" x 1/2" | 1.06 | 1.06 | 0.69      | 0.30             | ---        |

64-R

**WARNING:** This product can expose you to chemicals, including lead, which are known to the State of California to cause cancer and birth defects or other reproductive harm. For more information, visit [www.P65Warnings.ca.gov](http://www.P65Warnings.ca.gov)

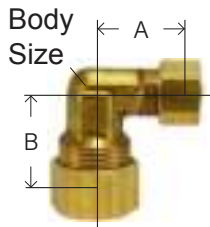
**COMPRESSION**

## BRASS FITTINGS

**UNION ELBOW SAE# 060201**


| PART #  | SIZE  | A    | BODY SIZE | APPROX. WT. LBS. | LIST PRICE |
|---------|-------|------|-----------|------------------|------------|
| 18122B* | 1/8"  | 0.62 | 0.35      | 0.04             | ---        |
| 18123   | 3/16" | 0.61 | 0.37      | 0.06             | ---        |
| 18124   | 1/4"  | 0.66 | 0.38      | 0.08             | ---        |
| 18124B  | 1/4"  |      |           |                  |            |
| 18125   | 5/16" | 0.69 | 0.47      | 0.09             | ---        |
| 18126   | 3/8"  | 0.72 | 0.43      | 0.12             | ---        |
| 18127   | 1/2"  | 0.94 | 0.59      | 0.19             | ---        |
| 18128   | 5/8"  | 1.06 | 0.72      | 0.26             | ---        |
| 18129   | 3/4"  | 1.19 | 0.94      | 0.48             | ---        |
| 18130   | 7/8"  | 1.25 | 0.94      | 0.44             | ---        |

65 BSE2 165C 265C

**REDUCING ELBOW - Forged**

| PART # | SIZE        | A    | B    | BODY SIZE | APPROX. WT. LBS. | LIST PRICE |
|--------|-------------|------|------|-----------|------------------|------------|
| 18135  | 3/8" x 1/4" | 0.69 | 0.75 | 0.47      | 0.12             | ---        |
| 18136  | 1/2" x 3/8" | 0.88 | 0.94 | 0.59      | 0.15             | ---        |

65-R

**FEMALE ADAPTER**

| PART # | COMP. X FEMALE NPTF | A    | HEX  | APPROX. WT. LBS. | LIST PRICE |
|--------|---------------------|------|------|------------------|------------|
| 18142  | 1/8" x 1/8"         | 0.75 | 0.56 | 0.02             | ---        |
| 18143  | 3/16" x 1/8"        | 0.78 | 0.56 | 0.04             | ---        |
| 18143L | 3/16" x 1/4"        |      |      |                  |            |
| 18144  | 3/16" x 1/4"        | 0.96 | 0.68 | 0.04             | ---        |
| 18145L | 1/4" x 1/8"         | 0.84 | 0.50 | 0.05             | ---        |
| 18145  | 1/4" x 1/8"         | 0.78 | 0.56 | 0.05             | ---        |
| 18146L | 1/4" x 1/4"         | 0.88 | 0.62 | 0.09             | ---        |
| 18146  | 1/4" x 1/4"         | 1.03 | 0.68 | 0.09             | ---        |
| 18148  | 1/4" x 1/2"         | 1.02 | 0.87 | 0.12             | ---        |
| 18149  | 5/16" x 1/8"        | 0.81 | 0.56 | 0.05             | ---        |
| 18150  | 5/16" x 1/4"        | 0.91 | 0.62 | 0.06             | ---        |
| 18152  | 3/8" x 1/8"         | 0.88 | 0.56 | 0.06             | ---        |
| 18153L | 3/8" x 1/4"         | 0.97 | 0.62 | 0.08             | ---        |
| 18153  | 3/8" x 1/4"         | 1.06 | 0.68 | 0.08             | ---        |
| 18154L | 3/8" x 3/8"         | 1.03 | 0.75 | 0.08             | ---        |
| 18154  | 3/8" x 3/8"         | 1.06 | 0.81 | 0.10             | ---        |
| 18155  | 3/8" x 1/2"         | 1.12 | 1.00 | 0.08             | ---        |
| 18156  | 3/8" x 3/4"         | 1.19 | 1.16 | 0.14             | ---        |
| 18157  | 1/2" x 1/4"         | 1.09 | 0.68 | 0.10             | ---        |
| 18158L | 1/2" x 3/8"         | 0.94 | 0.81 | 0.12             | ---        |
| 18158  | 1/2" x 3/8"         | 1.12 | 0.81 | 0.12             | ---        |
| 18159L | 1/2" x 1/2"         | 1.19 | 1.00 | 0.12             | ---        |
| 18159  | 1/2" x 1/2"         | 1.31 | 1.00 | 0.12             | ---        |
| 18162L | 5/8" x 1/2"         | 1.20 | 0.94 | 0.18             | ---        |
| 18162  | 5/8" x 1/2"         | 1.38 | 1.00 | 0.18             | ---        |
| 18163  | 5/8" x 3/4"         | 1.20 | 1.12 | 0.22             | ---        |
| 18164  | 3/4" x 1/2"         | 1.25 | 1.06 | 0.26             | ---        |
| 18165  | 3/4" x 3/4"         | 1.28 | 1.19 | 0.28             | ---        |
| 18166  | 7/8" x 3/4"         | 1.31 | 1.12 | 0.34             | ---        |

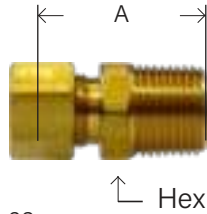
• More sizes available

**WARNING:** This product can expose you to chemicals, including lead, which are known to the State of California to cause cancer and birth defects or other reproductive harm. For more information, visit [www.P65Warnings.ca.gov](http://www.P65Warnings.ca.gov)

# COMPRESSION

## BRASS FITTINGS

### MALE ADAPTER



68

SAE# 060102

| PART # | COMP. X MALE NPTF | A    | HEX  | APPROX. WT. LBS. | LIST PRICE |
|--------|-------------------|------|------|------------------|------------|
| 18175  | 1/8" x 1/16"      | 0.78 | 0.37 | 0.02             | ---        |
| 18176  | 1/8" x 1/8"       | 0.78 | 0.43 | 0.04             | ---        |
| 18177  | 3/16" x 1/8"      | 0.84 | 0.43 | 0.04             | ---        |
| 18178  | 3/16" x 1/4"      | 0.94 | 0.56 | 0.06             | ---        |
| 18179L | 1/4" x 1/8"       | 0.88 | 0.56 | 0.04             | ---        |
| 18179  | 1/4" x 1/8"       | 0.88 | 0.43 | 0.04             | ---        |
| 18180L | 1/4" x 1/4"       | 0.94 | 0.56 | 0.05             | ---        |
| 18180  | 1/4" x 1/4"       | 1.06 | 0.56 | 0.06             | ---        |
| 18181  | 1/4" x 3/8"       | 1.03 | 0.68 | 0.08             | ---        |
| 18182  | 1/4" x 1/2"       | 1.09 | 0.81 | 0.10             | ---        |
| 18183  | 5/16" x 1/8"      | 0.91 | 0.50 | 0.05             | ---        |
| 18184L | 5/16" x 1/4"      | 1.01 | 0.56 | 0.06             | ---        |
| 18184  | 5/16" x 1/4"      | 1.09 | 0.56 | 0.06             | ---        |
| 18185  | 5/16" x 3/8"      | 1.06 | 0.68 | 0.07             | ---        |
| 18186  | 5/16" x 1/2"      | 1.14 | 0.87 | 0.10             | ---        |
| 18187L | 3/8" x 1/8"       | 0.94 | 0.56 | 0.06             | ---        |
| 18187  | 3/8" x 1/8"       | 0.97 | 0.56 | 0.06             | ---        |
| 18188L | 3/8" x 1/4"       | 1.03 | 0.56 | 0.06             | ---        |
| 18188  | 3/8" x 1/4"       | 1.16 | 0.56 | 0.07             | ---        |
| 18189L | 3/8" x 3/8"       | 1.09 | 0.68 | 0.08             | ---        |
| 18189  | 3/8" x 3/8"       | 1.14 | 0.69 | 0.08             | ---        |
| 18190L | 3/8" x 1/2"       | 1.19 | 0.88 | 0.12             | ---        |
| 18190  | 3/8" x 1/2"       | 1.34 | 0.87 | 0.13             | ---        |
| 18191  | 3/8" x 3/4"       | 1.29 | 1.06 | 0.16             | ---        |
| 18192  | 7/16" x 1/4"      | 1.06 | 0.62 | 0.10             | ---        |
| 18204  | 7/16" x 3/8"      | 1.10 | 0.68 | 0.12             | ---        |
| 18193L | 1/2" x 1/4"       | 1.09 | 0.69 | 0.11             | ---        |
| 18193  | 1/2" x 1/4"       | 1.22 | 0.68 | 0.11             | ---        |
| 18194L | 1/2" x 3/8"       | 1.16 | 0.68 | 0.12             | ---        |
| 18194  | 1/2" x 3/8"       | 1.16 | 0.69 | 0.12             | ---        |
| 18195L | 1/2" x 1/2"       | 1.09 | 0.81 | 0.12             | ---        |
| 18195  | 1/2" x 1/2"       | 1.41 | 0.87 | 0.19             | ---        |
| 18196  | 1/2" x 3/4"       | 1.38 | 1.06 | 0.22             | ---        |
| 18216  | 5/8" x 1/4"       | 1.21 | 0.87 | 0.22             | ---        |
| 18197  | 5/8" x 3/8"       | 1.22 | 0.87 | 0.24             | ---        |
| 18198  | 5/8" x 1/2"       | 1.12 | 0.81 | 0.24             | ---        |
| 18199  | 5/8" x 3/4"       | 1.31 | 1.06 | 0.26             | ---        |
| 18200  | 3/4" x 1/2"       | 1.44 | 1.00 | 0.26             | ---        |
| 18201  | 3/4" x 3/4"       | 1.50 | 1.06 | 0.26             | ---        |
| 18202  | 7/8" x 1/2"       | 1.18 | 1.12 | 0.26             | ---        |
| 18203  | 7/8" x 3/4"       | 1.22 | 1.12 | 0.28             | ---        |
| 18205  | 7/8" x 1"         | 1.67 | 1.37 | 0.32             | ---        |
| 18207  | 1" x 1"           | 2.00 | 1.38 | 0.48             | ---        |

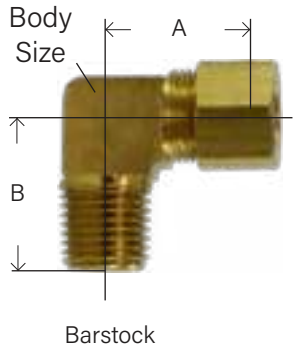
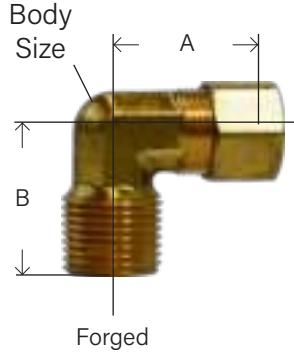
68

**WARNING:** This product can expose you to chemicals, including lead, which are known to the State of California to cause cancer and birth defects or other reproductive harm. For more information, visit [www.P65Warnings.ca.gov](http://www.P65Warnings.ca.gov)

BRASS

**COMPRESSION**

## BRASS FITTINGS

**MALE ELBOW**

69

SAE# 060202

| PART #  | COMP. X MALE NPTF | A    | B    | BODY SIZE | APPROX. WT. LBS. | LIST PRICE |
|---------|-------------------|------|------|-----------|------------------|------------|
| 18219   | 1/8" x 1/16"      | 0.59 | 0.73 | 0.34      | 0.02             | ---        |
| 18220   | 1/8" x 1/8"       | 0.59 | 0.75 | 0.34      | 0.02             | ---        |
| 18220B* | 1/8" x 1/8"       | 0.60 | 0.67 | 0.43      | 0.04             | ---        |
| 18221   | 3/16" x 1/8"      | 0.63 | 0.72 | 0.34      | 0.04             | ---        |
| 18221B* | 3/16" x 1/8"      | 0.62 | 0.69 | 0.43      | 0.06             | ---        |
| 18223   | 3/16" x 1/4"      | 0.60 | 0.81 | 0.39      | 0.05             | ---        |
| 18224   | 1/4" x 1/8"       | 0.60 | 0.75 | 0.37      | 0.06             | ---        |
| 18224B* | 1/4" x 1/8"       | 0.62 | 0.75 | 0.43      | 0.06             | ---        |
| 18225   | 1/4" x 1/4"       | 0.65 | 0.94 | 0.36      | 0.08             | ---        |
| 18225B* | 1/4" x 1/4"       | 0.61 | 0.81 | 0.56      | 0.08             | ---        |
| 18226   | 1/4" x 3/8"       | 0.75 | 0.91 | 0.47      | 0.08             | ---        |
| 18227   | 1/4" x 1/2"       | 0.81 | 1.13 | 0.56      | 0.12             | ---        |
| 18228   | 5/16" x 1/8"      | 0.66 | 0.75 | 0.47      | 0.06             | ---        |
| 18228B* | 5/16" x 1/8"      | 0.62 | 0.75 | 0.42      | 0.06             | ---        |
| 18229   | 5/16" x 1/4"      | 0.66 | 0.81 | 0.47      | 0.07             | ---        |
| 18229B* | 5/16" x 1/4"      | 0.69 | 0.84 | 0.57      | 0.08             | ---        |
| 18230   | 5/16" x 3/8"      | 0.75 | 0.91 | 0.47      | 0.10             | ---        |
| 18232   | 3/8" x 1/8"       | 0.72 | 0.66 | 0.39      | 0.06             | ---        |
| 18232B* | 3/8" x 1/8"       | 0.69 | 0.69 | 0.57      | 0.06             | ---        |
| 18233   | 3/8" x 1/4"       | 0.75 | 0.82 | 0.46      | 0.08             | ---        |
| 18233B* | 3/8" x 1/4"       | 0.75 | 0.94 | 0.57      | 0.08             | ---        |
| 18234   | 3/8" x 3/8"       | 0.81 | 0.94 | 0.46      | 0.10             | ---        |
| 18234B* | 3/8" x 3/8"       | 0.71 | 0.83 | 0.69      | 0.10             | ---        |
| 18235   | 3/8" x 1/2"       | 0.87 | 1.12 | 0.56      | 0.14             | ---        |
| 18235B* | 3/8" x 1/2"       | 0.88 | 1.16 | 0.94      | 0.14             | ---        |
| 18248   | 3/8" x 3/4"       | 1.03 | 1.19 | 0.81      | 0.18             | ---        |
| 18247   | 7/16" x 1/4"      | 0.84 | 1.00 | 0.56      | 0.14             | ---        |
| 18236   | 1/2" x 1/4"       | 0.88 | 0.97 | 0.56      | 0.14             | ---        |
| 18237   | 1/2" x 3/8"       | 0.88 | 1.03 | 0.56      | 0.19             | ---        |
| 18237B* | 1/2" x 3/8"       | 0.94 | 1.12 | 0.70      | 0.19             | ---        |
| 18238   | 1/2" x 1/2"       | 0.94 | 1.13 | 0.59      | 0.17             | ---        |
| 18238B* | 1/2" x 1/2"       | 0.94 | 1.31 | 0.86      | 0.17             | ---        |
| 18239   | 1/2" x 3/4"       | 1.16 | 1.25 | 0.81      | 0.18             | ---        |
| 18240   | 5/8" x 3/8"       | 1.06 | 1.12 | 0.68      | 0.18             | ---        |
| 18241   | 5/8" x 1/2"       | 1.06 | 1.16 | 0.68      | 0.20             | ---        |
| 18241B* | 5/8" x 1/2"       | 1.06 | 1.31 | 0.86      | 0.20             | ---        |
| 18242   | 5/8" x 3/4"       | 1.16 | 1.31 | 0.81      | 0.24             | ---        |
| 18243   | 3/4" x 1/2"       | 1.19 | 1.31 | 0.94      | 0.26             | ---        |
| 18245   | 3/4" x 3/4"       | 1.19 | 1.38 | 0.94      | 0.30             | ---        |
| 18246   | 7/8" x 3/4"       | 1.25 | 1.38 | 0.94      | 0.35             | ---        |

\* Barstock

69 269C BSE1 169C

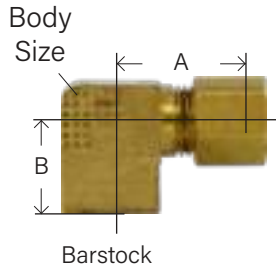
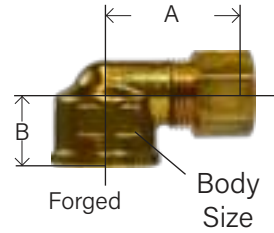
Dimension data can change without notice. Please check when dimensions are critical.

**WARNING:** This product can expose you to chemicals, including lead, which are known to the State of California to cause cancer and birth defects or other reproductive harm. For more information, visit [www.P65Warnings.ca.gov](http://www.P65Warnings.ca.gov)

# COMPRESSION

## BRASS FITTINGS

### FEMALE ELBOW



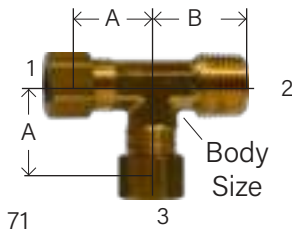
70  
SAE# 060203

| PART #  | COMP. X FEMALE NPTF | A    | B    | BODY SIZE | APPROX. WT. LBS. | LIST PRICE |
|---------|---------------------|------|------|-----------|------------------|------------|
| 18251   | 1/8" x 1/8"         | 0.69 | 0.56 | 0.56      | 0.04             | ---        |
| 18252   | 3/16" x 1/8"        | 0.69 | 0.47 | 0.56      | 0.04             | ---        |
| 18253   | 1/4" x 1/8"         | 0.69 | 0.47 | 0.56      | 0.06             | ---        |
| 18253B* | 1/4" x 1/8"         | 0.69 | 0.56 | 0.56      | 0.06             | ---        |
| 18254   | 1/4" x 1/4"         | 0.75 | 0.50 | 0.72      | 0.08             | ---        |
| 18267   | 1/4" x 3/8"         | 0.81 | 0.58 | 0.81      | 0.08             | ---        |
| 18268   | 1/4" x 1/2"         | 0.89 | 0.66 | 1.00      | 0.10             | ---        |
| 18255   | 5/16" x 1/8"        | 0.72 | 0.84 | 0.47      | 0.08             | ---        |
| 18256   | 5/16" x 1/4"        | 0.78 | 0.50 | 0.72      | 0.09             | ---        |
| 18257   | 3/8" x 1/8"         | 0.75 | 0.84 | 0.47      | 0.10             | ---        |
| 18258   | 3/8" x 1/4"         | 0.84 | 0.59 | 0.75      | 0.10             | ---        |
| 18259   | 3/8" x 3/8"         | 0.88 | 0.58 | 0.81      | 0.12             | ---        |
| 18260   | 3/8" x 1/2"         | 0.97 | 0.66 | 1.00      | 0.14             | ---        |
| 18261   | 1/2" x 1/4"         | 1.06 | 0.70 | 0.88      | 0.18             | ---        |
| 18262   | 1/2" x 3/8"         | 1.00 | 0.70 | 0.88      | 0.16             | ---        |
| 18263   | 1/2" x 1/2"         | 1.03 | 0.72 | 1.00      | 0.20             | ---        |
| 18264   | 5/8" x 1/2"         | 1.09 | 0.77 | 1.00      | 0.22             | ---        |
| 18265   | 5/8" x 3/4"         | 1.22 | 0.77 | 1.25      | 0.24             | ---        |

\* Barstock

70 270C BSE3 170C

### FORGED MALE RUN TEE

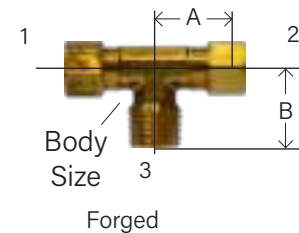


71  
SAE#060424BA

| PART # | COMP. X MALE NPTF (1&3) X 2 | A    | B    | BODY SIZE | APPROX. WT. LBS. | LIST PRICE |
|--------|-----------------------------|------|------|-----------|------------------|------------|
| 18273  | 3/16" x 1/8"                | 0.63 | 0.69 | 0.36      | 0.07             | ---        |
| 18274  | 1/4" x 1/8"                 | 0.63 | 0.75 | 0.36      | 0.08             | ---        |
| 18275  | 1/4" x 1/4"                 | 0.69 | 0.88 | 0.44      | 0.10             | ---        |
| 18276  | 5/16" x 1/8"                | 0.72 | 0.75 | 0.50      | 0.10             | ---        |
| 18280  | 3/8" x 3/8"                 | 0.88 | 1.00 | 0.47      | 0.20             | ---        |
| 18281  | 1/2" x 3/8"                 | 0.94 | 1.09 | 0.59      | 0.24             | ---        |
| 18282  | 1/2" x 1/2"                 | 0.97 | 1.19 | 0.69      | 0.26             | ---        |

71 171C BST3

### MALE BRANCH TEE



72  
SAE# 060425

| PART # | COMP. X MALE NPTF (1&2) X 3 | A    | B    | BODY SIZE | APPROX. WT. LBS. | LIST PRICE |
|--------|-----------------------------|------|------|-----------|------------------|------------|
| 18290  | 3/16" x 1/8"                | 0.63 | 0.69 | 0.36      | 0.08             | ---        |
| 18291  | 1/4" x 1/8"                 | 0.62 | 0.75 | 0.36      | 0.10             | ---        |
| 18292  | 1/4" x 1/4"                 | 0.69 | 0.86 | 0.44      | 0.10             | ---        |
| 18293  | 5/16" x 1/8"                | 0.72 | 0.75 | 0.50      | 0.11             | ---        |
| 18294  | 5/16" x 1/4"                | 0.75 | 0.88 | 0.44      | 0.12             | ---        |
| 18295  | 3/8" x 1/8"                 | 0.75 | 0.75 | 0.50      | 0.14             | ---        |
| 18296  | 3/8" x 1/4"                 | 0.78 | 0.88 | 0.44      | 0.16             | ---        |
| 18297  | 3/8" x 3/8"                 | 0.78 | 0.97 | 0.47      | 0.18             | ---        |
| 18298  | 3/8" x 1/2"                 | 0.88 | 1.22 | 0.69      | 0.20             | ---        |
| 18299  | 1/2" x 3/8"                 | 0.94 | 1.12 | 0.59      | 0.24             | ---        |
| 18300  | 1/2" x 1/2"                 | 0.97 | 1.19 | 0.69      | 0.30             | ---        |
| 18301  | 5/8" x 1/2"                 | 1.06 | 1.31 | 0.69      | 0.32             | ---        |
| 18302  | 3/4" x 1/2"                 | 1.22 | 1.34 | 0.88      | 0.50             | ---        |

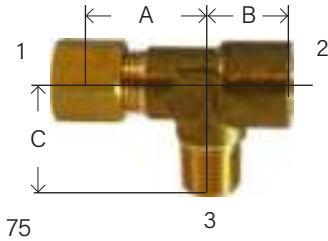
72 BST1 172C

WARNING: This product can expose you to chemicals, including lead, which are known to the State of California to cause cancer and birth defects or other reproductive harm. For more information, visit [www.P65Warnings.ca.gov](http://www.P65Warnings.ca.gov)

BRASS

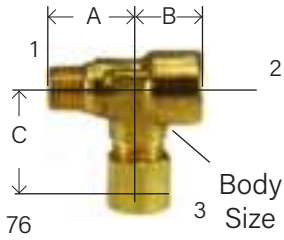
**COMPRESSION**

## BRASS FITTINGS

**FORGED TEE**

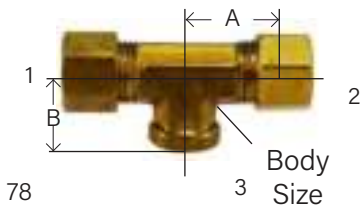
| PART # | COMP. X<br>FEMALE NPTF X<br>MALE NPTF<br>1X(2&3) | A    | B    | C    | APPROX.<br>WT. LBS. | LIST PRICE |
|--------|--|------|------|------|---------------------|------------|
| 18307  | 1/4" x 1/8"                                      | 0.72 | 0.53 | 0.72 | 0.20                | ---        |

BST3

**ADAPTER TEE**

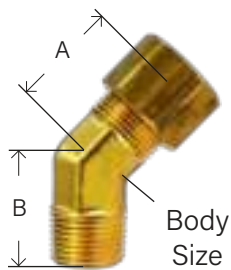
| PART # | MALE NPTF X<br>FEMALE NPTF X<br>COMP. (1&2)X3 | A    | B    | C    | BODY<br>SIZE | APPROX.<br>WT. LBS. | LIST PRICE |
|--------|---|------|------|------|--------------|---------------------|------------|
| 18314  | 1/8" x 1/4"                                   | 0.72 | 0.53 | 0.72 | 0.47         | 0.08                | ---        |
| 18316  | 1/4" x 3/8"                                   | 0.84 | 0.97 | 0.81 | 0.47         | 0.10                | ---        |

76 176C

**FEMALE BRANCH FORGED TEE**

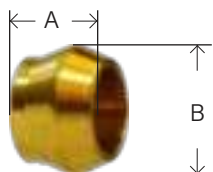
| PART # | COMP. X<br>FEMALE NPTF<br>(1&2)X3 | A    | B    | BODY<br>SIZE | APPROX.<br>WT. LBS. | LIST PRICE |
|--------|-----------------------------------|------|------|--------------|---------------------|------------|
| 18328  | 1/4" x 1/4"                       | 0.78 | 0.75 | 0.44         | 0.12                | ---        |
| 18325  | 3/8" x 1/8"                       | 0.75 | 0.63 | 0.50         | 0.12                | ---        |

78 BST4 77 177C 2908

**45° ELBOW**6945  
SAE# 060302

| PART # | COMP. X<br>MALE NPTF | A    | B    | BODY<br>SIZE | APPROX.<br>WT. LBS. | LIST PRICE |
|--------|----------------------|------|------|--------------|---------------------|------------|
| 18329  | 3/16" x 1/8"         | 0.40 | 0.63 | 0.41         | 0.04                | ---        |
| 18330  | 1/4" x 1/8"          | 0.40 | 0.61 | 0.41         | 0.04                | ---        |
| 18336  | 1/4" x 1/4"          | 0.59 | 0.84 | 0.53         | 0.06                | ---        |
| 18331  | 5/16" x 1/8"         | 0.59 | 0.65 | 0.53         | 0.06                | ---        |
| 18332  | 5/16" x 1/4"         | 0.59 | 0.83 | 0.53         | 0.08                | ---        |
| 18333  | 3/8" x 1/4"          | 0.62 | 0.83 | 0.53         | 0.08                | ---        |
| 18338  | 3/8" x 3/8"          | 0.75 | 0.95 | 0.59         | 0.10                | ---        |
| 18334  | 1/2" x 3/8"          | 0.75 | 0.88 | 0.59         | 0.14                | ---        |
| 18339  | 1/2" x 1/2"          | 0.94 | 1.14 | 0.75         | 0.14                | ---        |
| 18335  | 5/8" x 1/2"          | 0.78 | 1.14 | 0.78         | 0.14                | ---        |

6945 45BSE1 74 179C 273 77

**COMPRESSION PLUG**60CP  
60CSP

| PART # | SIZE | A    | B    | APPROX.<br>WT. LBS. | LIST PRICE |
|--------|------|------|------|---------------------|------------|
| 18028  | 1/4" | 0.30 | 0.34 | 0.01                | ---        |
| 18029  | 3/8" | 0.31 | 0.47 | 0.04                | ---        |
| 18030  | 1/2" | 0.34 | 0.59 | 0.06                | ---        |

CSP

**WARNING:** This product can expose you to chemicals, including lead, which are known to the State of California to cause cancer and birth defects or other reproductive harm. For more information, visit [www.P65Warnings.ca.gov](http://www.P65Warnings.ca.gov)



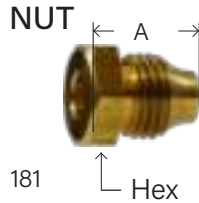
# DOUBLE COMPRESSION

## BRASS FITTINGS

### DOUBLE COMPRESSION THREADED SLEEVE FITTINGS

- Use with aluminum and copper tubing or plastic tubing with internal tube support. Not recommended for steel tubing.
- Easy to assemble, no flaring, two piece construction.
- For use on oil, air, water and grease lubrication systems.
- When design makes a dimension critical, contact us for information.

| TUBE OD          | 1/8     | 3/16   | 1/4     | 5/16   | 3/8     |
|------------------|---------|--------|---------|--------|---------|
| THREAD           | 5/16-24 | 3/8-24 | 7/16-24 | 1/2-20 | 9/16-20 |
| WORKING PRESSURE | 500     | 500    | 500     | 250    | 250     |



| PART # | SIZE  | A    | HEX  | APPROX. WT. LBS. | LIST PRICE |
|--------|-------|------|------|------------------|------------|
| 16001  | 1/8"  | 0.50 | 0.37 | 0.02             | ---        |
| 16002  | 3/16" | 0.53 | 0.43 | 0.02             | ---        |
| 16003  | 1/4"  | 0.56 | 0.50 | 0.04             | ---        |
| 16004  | 5/16" | 0.61 | 0.56 | 0.04             | ---        |

181 6100 11

### MALE ADAPTER

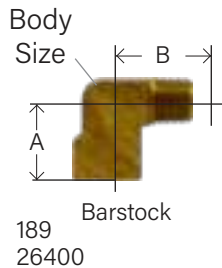


| PART # | THRD SLEEVE X MALE NPTF | A    | HEX  | APPROX. WT. LBS. | LIST PRICE |
|--------|-------------------------|------|------|------------------|------------|
| 16117  | 1/8" x *                | 0.62 | 0.43 | 0.02             | ---        |
| 16118  | 1/8" x 1/8"             | 0.62 | 0.43 | 0.02             | ---        |
| 16119  | 3/16" x 1/8"            | 0.69 | 0.43 | 0.02             | ---        |
| 16121  | 1/4" x 1/8"             | 0.75 | 0.50 | 0.04             | ---        |
| 16122  | 5/16" x 1/8"            | 0.89 | 0.56 | 0.04             | ---        |
| 16123  | 3/8" x 1/4"             | 0.84 | 0.62 | 0.06             | ---        |

\* 1/4 - 28 Male Thread Tapered.

188 6200 12

### 90° ELBOW



| PART # | THRD SLEEVE X MALE NPTF | A    | B    | BODY SIZE | APPROX. WT. LBS. | LIST PRICE |
|--------|-------------------------|------|------|-----------|------------------|------------|
| 16127  | 1/8" x *                | 0.50 | 0.52 | 0.41      | 0.02             | ---        |
| 16128  | 1/8" x 1/8"             | 0.50 | 0.66 | 0.43      | 0.02             | ---        |
| 16130  | 1/4" x 1/8"             | 0.52 | 0.62 | 0.50      | 0.04             | ---        |

\* 1/4 - 28 Male Thread Tapered

189 6400 15

### BREAK-AWAY NUT



| PART # | SIZE  | A    | HEX  | APPROX. WT. LBS. | LIST PRICE |
|--------|-------|------|------|------------------|------------|
| 16009  | 1/8"  | 0.66 | 0.31 | 0.02             | ---        |
| 16090  | 3/16" | 0.57 | 0.37 | 0.02             | ---        |
| 16010  | 1/4"  | 0.62 | 0.43 | 0.02             | ---        |
| 16011  | 5/16" | 0.77 | 0.50 | 0.04             | ---        |

• 1-Piece Fiting

181-BA 21604 99LB 81LB

**WARNING:** This product can expose you to chemicals, including lead, which are known to the State of California to cause cancer and birth defects or other reproductive harm. For more information, visit [www.P65Warnings.ca.gov](http://www.P65Warnings.ca.gov)

BRASS

**SPLIT SLEEVE FITTINGS**

BRASS FITTINGS

**BRASS SPLIT SLEEVE D.O.T. FITTINGS (5/32 O.D.)****TRANSMISSION BRASS FITTINGS**

**APPLICATIONS:** Used with SAE J844 Type A nylon tube in pressure protected air transmission applications.  
**TECHNICAL DATA:** Maximum working pressure up to 150 PSI. Fittings will withstand variations from -40°F to +220°F (-40°C to + 104°C)

Ideally suited for use in passive protected air transmission applications. A specially designed slotted sleeve helps eliminate notch stress related to over torque. **25 prefix parts do not have a stake, use 38 part # with white sealant only.**

**COLLET**

| PART # | TUBE O.D. | LIST PRICE |
|--------|-----------|------------|
| 38711  | 5/32"     | ---        |
| 25001  | 1/8"      | ---        |

1460 90791 280 90946

**NUT**

| PART # | TUBE O.D. | LIST PRICE |
|--------|-----------|------------|
| 38732  | 5/32"     | ---        |
| 25033  | 1/8"      | ---        |

1461 90790 281 90885

**DOUBLE END UNION**

| PART # | TUBE O.D. | LIST PRICE |
|--------|-----------|------------|
| 38761  | 5/32"     | ---        |
| 25062  | 1/8"      | ---        |

1462 90792 283 90891

**CONNECTOR WITH NUT AND SLEEVE**

| PART # | TUBE O.D. | PIPE THREAD | LIST PRICE |
|--------|-----------|-------------|------------|
| 38769  | 5/32"     | 1/16"       | ---        |
| 38770  | 5/32"     | 1/8"        | ---        |
| 25175  | 1/8"      | 1/16"       | ---        |
| 25176  | 1/8"      | 1/8"        | ---        |

• Shipped with nut and split sleeve, picture shows insert

1468 90794 282 90985

**ELBOW**

| PART # | TUBE O.D. | PIPE THREAD | LIST PRICE |
|--------|-----------|-------------|------------|
| 38715  | 5/32"     | 1/16"       | ---        |
| 38718  | 5/32"     | 1/8"        | ---        |
| 25220  | 1/8"      | 1/8"        | ---        |
| 25219  | 1/8"      | 1/16"       | ---        |
| 25221  | 3/16"     | 1/8"        | ---        |

284

**WARNING:** This product can expose you to chemicals, including lead, which are known to the State of California to cause cancer and birth defects or other reproductive harm. For more information, visit [www.P65Warnings.ca.gov](http://www.P65Warnings.ca.gov)

# FLARELESS FITTINGS

Flareless Brass Tube Fittings are Interchangeable with Poly-Flo®, Poly-Tite® and Poly-Line® and Poly-Fit®



Built-in SS  
Tube Support

| TUBE O.D.     | 1/8     | 3/16   | 1/4    | 5/16    | 3/8    | 1/2       |
|---------------|---------|--------|--------|---------|--------|-----------|
| THREAD SIZE-B | 5/16-24 | 3/8-24 | 3/8-24 | 7/16-24 | 1/2-24 | 1 1/16-20 |

•Typical Application

Pneumatic instrumentation circuits, lubricant and cooling lines.

•Working Pressure and Temperature Ranges

Up to 150 PSI from 0oF to + 150oF with thermoplastic tubing. Up to 300 PSI from 0oF to + 175oF with soft metal tubing.

•Maximum allowable metal tube wall thickness for use with Poly-Tite fittings:

1/8", 3/16" O.D. --no limitation,  
1/4" O.D.--.035 5/16", 3/8", 1/2" O.D.--.049

•Vibration

Excellent Resistance.

•Temperature Range

Depends on tubing used. -65oF to +250oF (-53oC to +121oC) with brass sleeve, -40oF to +150oF (-40oC to +66oC) with plastic sleeve. (Refer to tubing temperature range.)

•Used With

Aluminum & copper tubing. Hard plastic tubing requires brass sleeve. Not recommended for steel tubing.

•Tolerance

+/- .02 on all dimensions. Dimension data can change without notice. Please call us when dimensions are critical.

•Advantages

No flaring of tubing required. Easy installation, captive sleeve, pre-assembled for installation and can be reas-

sembled. Nuts rotate around the sleeve during tightening, preventing twisting of tubing.

•Assembly Instructions

- 1- Cut tubing to desired length.
- 2- Slide nut/sleeve assembly on tube. Threaded end "A" of nut must face toward fitting.
- 3- Bottom tubing into fitting.
- 4- Plastic sleeve - Tighten nut hand tight.  
Brass Sleeve - Tighten nut hand tight, then an additional 3/4 turn.

\* Note: 1/8 and 3/16 sizes have brass sleeves

**WARNING:** This product can expose you to chemicals, including lead, which are known to the State of California to cause cancer and birth defects or other reproductive harm. For more information, visit [www.P65Warnings.ca.gov](http://www.P65Warnings.ca.gov)

**FLARELESS**

## BRASS FITTINGS


**NUT AND PLASTIC SLEEVE ASSEMBLY**

↑ Hex

MP61P  
261PF


| PART # | TUBE O.D. | THREAD   | A    | HEX ( DIA. ) | APPROX. WT. LBS. | LIST PRICE |
|--------|-----------|----------|------|--------------|------------------|------------|
| 20211  | 1/4"      | 3/8-24   | 0.34 | 0.43         | 0.02             | ---        |
| 20212  | 5/16"     | 7/16-24  | 0.45 | 0.50         | 0.02             | ---        |
| 20213  | 3/8"      | 1/2-24   | 0.38 | 0.56         | 0.04             | ---        |
| 20214  | 1/2"      | 11/16-20 | 0.42 | 0.81         | 0.04             | ---        |

261PF 1261 61PN 261U

**UNION**MP62  
262PF ↑ Hex


| PART # | TUBE O.D.   | A    | HEX  | APPROX. WT. LBS. | LIST PRICE |
|--------|-------------|------|------|------------------|------------|
| 20240  | 1/8"        | 0.66 | 0.31 | 0.02             | ---        |
| 20242  | 1/4"        | 0.69 | 0.37 | 0.04             | ---        |
| 20243  | 5/16"       | 0.69 | 0.44 | 0.04             | ---        |
| 20244  | 3/8"        | 0.72 | 0.50 | 0.10             | ---        |
| 20200  | 3/8" x 1/4" | 0.72 | 0.50 | 0.08             | ---        |
| 20245  | 1/2"        | 0.84 | 0.69 | 0.14             | ---        |

262PF 1262 62P 262P

**BULKHEAD UNION**MP82  
282PF ↑ Hex ↑

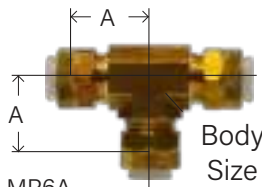
| PART # | TUBE O.D. | A    | HEX  | APPROX. WT. LBS. | LIST PRICE |
|--------|-----------|------|------|------------------|------------|
| 20337  | 1/4"      | 1.25 | 0.56 | 0.06             | ---        |

62PBH 329P 282P

**BULKHEAD UNION - FLARELESS X COMPRESSION**MP827  
282PFC ↑ Hex

| PART # | TUBE O.D. | A    | HEX  | APPROX. WT. LBS. | LIST PRICE |
|--------|-----------|------|------|------------------|------------|
| 20333  | 1/4"      | 1.31 | 0.56 | 0.07             | ---        |

1274

**UNION TEE**MP6A  
264PF

| PART # | TUBE O.D. | A    | BODY SIZE | APPROX. WT. LBS. | LIST PRICE |
|--------|-----------|------|-----------|------------------|------------|
| 20248  | 1/8"      | 0.62 | 0.31      | 0.02             | ---        |
| 20250  | 1/4"      | 0.73 | 0.44      | 0.06             | ---        |
| 20251  | 5/16"     | 0.62 | 0.37      | 0.08             | ---        |
| 20252  | 3/8"      | 0.86 | 0.56      | 0.08             | ---        |
| 20253  | 1/2"      | 0.81 | 0.62      | 0.24             | ---        |


1264 164P 264P

**WARNING:** This product can expose you to chemicals, including lead, which are known to the State of California to cause cancer and birth defects or other reproductive harm. For more information, visit [www.P65Warnings.ca.gov](http://www.P65Warnings.ca.gov)

# FLARELESS

## BRASS FITTINGS


### FEMALE CONNECTOR



| PART # | TUBE O.D. X FEMALE NPTF | A    | HEX  | APPROX. WT. LBS. | LIST PRICE |
|--------|-------------------------|------|------|------------------|------------|
| 20256  | 1/8" x 1/8"             | 0.75 | 0.56 | 0.03             | ---        |
| 20259  | 1/4" x 1/8"             | 0.76 | 0.50 | 0.04             | ---        |
| 20260  | 1/4" x 1/4"             | 1.08 | 0.62 | 0.05             | ---        |
| 20261  | 5/16" x 1/8"            | 0.75 | 0.50 | 0.03             | ---        |
| 20262  | 3/8" x 1/4"             | 0.94 | 0.62 | 0.05             | ---        |
| 20263  | 1/2" x 3/8"             | 1.00 | 0.81 | 0.12             | ---        |

1266 66P 266P

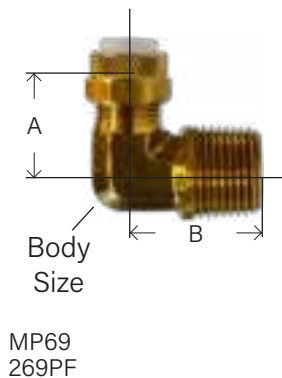
### MALE CONNECTOR



| PART # | TUBE O.D. X MALE NPTF | A    | HEX  | APPROX. WT. LBS. | LIST PRICE |
|--------|-----------------------|------|------|------------------|------------|
| 20268  | 1/8" x 1/8"           | 0.80 | 0.34 | 0.04             | ---        |
| 20269  | 3/16" x 1/8"          | 0.86 | 0.44 | 0.04             | ---        |
| 20270  | 1/4" x 10/32"         |      |      |                  |            |
| 20271  | 1/4" x 1/8"           | 0.82 | 0.44 | 0.03             | ---        |
| 20272  | 1/4" x 1/4"           | 1.00 | 0.56 | 0.05             | ---        |
| 20273  | 1/4" x 3/8"           | 1.03 | 0.69 | 0.08             | ---        |
| 20274  | 5/16" x 1/8"          | 0.81 | 0.44 | 0.04             | ---        |
| 20275  | 5/16" x 1/4"          | 1.00 | 0.56 | 0.05             | ---        |
| 20276  | 3/8" x 1/8"           | 1.00 | 0.56 | 0.06             | ---        |
| 20277  | 3/8" x 1/4"           | 1.03 | 0.56 | 0.08             | ---        |
| 20278  | 3/8" x 3/8"           | 1.03 | 0.69 | 0.10             | ---        |
| 20279  | 1/2" x 3/8"           | 1.09 | 0.69 | 0.16             | ---        |
| 20282  | 1/2" x 1/2"           | 1.33 | 0.88 | 0.18             | ---        |

1268 68P 268P

### MALE ELBOW



| PART # | TUBE O.D. X MALE NPTF | A    | B    | BODY SIZE | APPROX. WT. LBS. | LIST PRICE |
|--------|-----------------------|------|------|-----------|------------------|------------|
| 20287  | 1/8" x 1/8"           | 0.62 | 0.69 | 0.31      | 0.02             | ---        |
| 20289* | 1/4" x 1/8"           | 0.53 | 0.73 | 0.50      | 0.04             | ---        |
| 20290  | 1/4" x 1/4"           | 0.66 | 0.94 | 0.37      | 0.06             | ---        |
| 20291  | 1/4" x 3/8"           | 0.75 | 1.03 | 0.50      | 0.10             | ---        |
| 20292  | 5/16" x 1/8"          | 0.62 | 0.75 | 0.41      | 0.04             | ---        |
| 20293  | 3/8" x 1/8"           | 0.79 | 0.73 | 0.37      | 0.08             | ---        |
| 20294  | 3/8" x 1/4"           | 0.72 | 0.94 | 0.44      | 0.10             | ---        |
| 20295  | 3/8" x 3/8"           | 0.78 | 1.03 | 0.50      | 0.14             | ---        |
| 20296  | 1/2" x 3/8"           | 1.09 | 1.10 | 0.73      | 0.16             | ---        |

\* Barstock

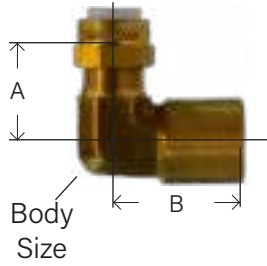
1269 169P 269P

**WARNING:** This product can expose you to chemicals, including lead, which are known to the State of California to cause cancer and birth defects or other reproductive harm. For more information, visit [www.P65Warnings.ca.gov](http://www.P65Warnings.ca.gov)

BRASS

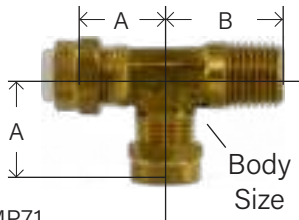
**FLARELESS**

## BRASS FITTINGS

**FEMALE ELBOW**MP70  
270PF

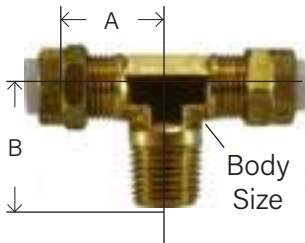
| PART # | TUBE O.D. X FEMALE NPTF | A    | B    | BODY SIZE | APPROX. WT. LBS. | LIST PRICE |
|--------|-------------------------|------|------|-----------|------------------|------------|
| 20302  | 1/4" x 1/8"             | 0.62 | 0.75 | 0.37      | 0.08             | ---        |
| 20303  | 1/4" x 1/4"             | 0.72 | 0.88 | 0.50      | 0.10             | ---        |
| 20304  | 3/8" x 1/4"             | 0.72 | 0.88 | 0.50      | 0.12             | ---        |

1270 170P 270P

**MALE RUN TEE**MP71  
271PF

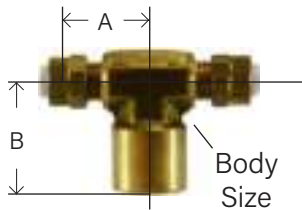
| PART # | TUBE O.D. X MALE NPTF | A    | B    | BODY SIZE | APPROX. WT. LBS. | LIST PRICE |
|--------|-----------------------|------|------|-----------|------------------|------------|
| 20310  | 1/4" x 1/8"           | 0.62 | 0.75 | 0.37      | 0.08             | ---        |
| 20311  | 1/4" x 1/4"           | 0.66 | 0.94 | 0.37      | 0.10             | ---        |
| 20313  | 3/8" x 1/4"           | 0.66 | 0.94 | 0.44      | 0.10             | ---        |

1271 171P 271P

**MALE BRANCH TEE**MP72  
272PF

| PART # | TUBE O.D. X MALE NPTF | A    | B    | BODY SIZE | APPROX. WT. LBS. | LIST PRICE |
|--------|-----------------------|------|------|-----------|------------------|------------|
| 20319  | 1/4" x 1/8"           | 0.63 | 0.75 | 0.37      | 0.07             | ---        |
| 20320  | 1/4" x 1/4"           | 0.66 | 0.94 | 0.37      | 0.09             | ---        |
| 20322  | 3/8" x 1/8"           | 0.63 | 0.75 | 0.44      | 0.08             | ---        |
| 20323  | 3/8" x 1/4"           | 0.66 | 0.94 | 0.44      | 0.11             | ---        |
| 20324  | 1/2" x 3/8"           | 0.81 | 1.06 | 0.63      | 0.21             | ---        |

1272 172P 272P

**FEMALE BRANCH TEE**MP77  
277PF

| PART # | TUBE O.D. X FEMALE NPTF | A    | B    | BODY SIZE | APPROX. WT. LBS. | LIST PRICE |
|--------|-------------------------|------|------|-----------|------------------|------------|
| 20327  | 1/4" x 1/8"             | 0.66 | 0.94 | 0.37      | 0.12             | ---        |
| 20328  | 1/4" x 1/4"             | 0.84 | 1.16 | 0.56      | 0.16             | ---        |

1277 177P 277P

Dimension data can change without notice. Please check when dimensions are critical.

**WARNING:** This product can expose you to chemicals, including lead, which are known to the State of California to cause cancer and birth defects or other reproductive harm. For more information, visit [www.P65Warnings.ca.gov](http://www.P65Warnings.ca.gov)

# BRASS PUSH-IN FITTINGS

BRASS FITTINGS

## PUSH-IN/ PUSH-TO-CONNECT FITTINGS

BRASS PUSH-IN



NICKEL PLATED BRASS PUSH-IN



DOT COMPOSITE PUSH-IN



METRIC N/P BRASS PUSH-IN



COMPOSITE BODY PUSH-IN



COMPOSITE BODY METRIC PUSH-IN



FDA PLASTIC PUSH-IN



DOT BRASS PUSH-IN



**WARNING:** This product can expose you to chemicals, including lead, which are known to the State of California to cause cancer and birth defects or other reproductive harm. For more information, visit [www.P65Warnings.ca.gov](http://www.P65Warnings.ca.gov)

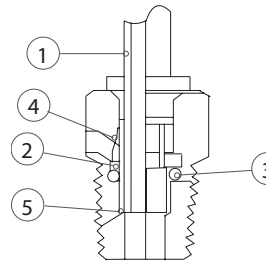
BRASS

**BRASS PUSH-IN FITTINGS**

BRASS FITTINGS

**BRASS PUSH-IN FITTINGS****ENGINEERING AND DESIGN**

- **QUICK CONNECT**, simply push tubing in, no tools. Saves up to 75% of assembly time of standard compression fittings.
- **QUICK DISCONNECT**, hold two fingers on insert and pull tubing out, no tools required.
- **REUSEABLE**, connect and disconnect numerous times.
- **FULL FLOW DESIGN**, provides up to 60% more flow area than conventional fittings with internal tube supports.
- **POSITIVE SEAL**, no leaks. After tubing is inserted, seal is made.
- **VERSATILE**, BunaN "O" rings standard. Other materials of "O" rings available.
- **SECURE TUBE RETENTION**, pulling on tubing only serves to tighten the connection.
- **SELF CONTAINED ASSEMBLY**, no loose parts, brass body and insert.
- **BRASS CONSTRUCTION**, elbows and tees are forged brass.
- **CHOICE** of convenient swivel of economical stationary elbows and tees.
- **STRAIGHT CONNECTORS** have interior hex for Allen key tightening where space is limited...no need to use a wrench.
- **PRE-APPLIED TEFLON**® based pipe sealant on all male pipe threads, saving customer additional labor.
- **METRIC SIZES AVAILABLE**: Metric tube sizes from 2mm through 12mm in both standard NPT and metric pipe sizes are available on a special order basis.
- **WORKING TEMPERATURE**:  
-100F to 2000F (other ranges available on request).
- **PIPE THREAD**: NPTF with Teflon® based sealant pre-applied.



When tubing (1) is inserted into the fitting, it first passes through the gripping teeth (2). Just beyond the gripping teeth is the o-ring (3) which provides the leak proof seal against the OD of the tube. The gripping teeth grab the tube, which expands the insert. Pulling back on the tube only tightens the grip as the insert moves onto the camming surface (4). Pressure through the tube also serves to tighten the grip. The tube bottoms against a positive tube stop (5) in a cavity providing tube support to prevent leakage.

- **Tolerance**  
+/- .02 on all dimensions. Dimension data can change without notice. Please call us when dimensions are critical


**WARNING:** This product can expose you to chemicals, including lead, which are known to the State of California to cause cancer and birth defects or other reproductive harm. For more information, visit [www.P65Warnings.ca.gov](http://www.P65Warnings.ca.gov)



# BRASS PUSH-IN FITTINGS

## BRASS FITTINGS

### Union Connector

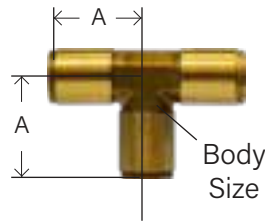


AQ62P  
MQ62

| PART # | TUBE O.D.   | A    | B    | APPROX. WT. LBS. | LIST PRICE |
|--------|-------------|------|------|------------------|------------|
| 20017  | 1/8"        | 1.07 | 0.38 | 0.03             | ---        |
| 20018  | 5/32"       | 1.07 | 0.38 | 0.03             | ---        |
| 20019  | 1/4"        | 1.50 | 0.44 | 0.05             | ---        |
| 20001  | 3/16"       |      |      |                  |            |
| 20022  | 3/8" x 1/4" | 1.46 | 0.56 | 0.05             | ---        |
| 20015  | 5/16"       |      |      |                  |            |
| 20020  | 3/8"        | 1.44 | 0.56 | 0.06             | ---        |
| 20021  | 1/2"        | 1.63 | 0.81 | 0.18             | ---        |

AQ62 6580 3106 62PL KQH 12-020 50-562 262-OF 1162 262PP

### UNION TEE



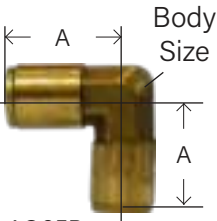
AQ64P  
MQ64

| PART # | TUBE O.D. | A    | BODY SIZE | APPROX. WT. LBS. | LIST PRICE |
|--------|-----------|------|-----------|------------------|------------|
| 20025  | 1/8"      | 0.65 | 0.31      | 0.04             | ---        |
| 20026  | 5/32"     | 0.67 | 0.31      | 0.04             | ---        |
| 20027  | 3/16"     | 0.75 | 0.37      | 0.06             | ---        |
| 20028  | 1/4"      | 0.92 | 0.37      | 0.09             | ---        |
| 20031* | 5/16"     | 0.89 | 0.49      | 0.10             | ---        |
| 20029  | 3/8"      | 0.98 | 0.50      | 0.13             | ---        |
| 20030  | 1/2"      | 1.16 | 0.62      | 0.24             | ---        |

\* Nickel Plated

KQT 12-060 50-564 264OF 264PP 1164 AQ64 6540 3140 164PL

### UNION ELBOW

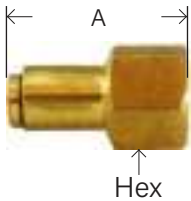


AQ65P  
MQ65

| PART # | TUBE O.D. | A    | BODY SIZE | APPROX. WT. LBS. | LIST PRICE |
|--------|-----------|------|-----------|------------------|------------|
| 20150  | 1/8"      | 0.65 | 0.31      | 0.02             | ---        |
| 20151  | 5/32"     | 0.67 | 0.31      | 0.04             | ---        |
| 20152  | 1/4"      | 0.87 | 0.37      | 0.06             | ---        |
| 20153  | 3/8"      | 0.97 | 0.50      | 0.09             | ---        |
| 20154  | 1/2"      | 1.15 | 0.62      | 0.18             | ---        |

AQ65 6550 3102 165PL KQL 12-040 50-565 265-OF

### FEMALE CONNECTOR



AQ66P

| PART # | TUBE O.D. X FEMALE NPTF | A    | HEX  | APPROX. WT. LBS. | LIST PRICE |
|--------|-------------------------|------|------|------------------|------------|
| 20032  | 1/8" x 1/8"             | 0.96 | 0.56 | 0.04             | ---        |
| 20038  | 1/8" x 1/4"             | 1.04 | 0.67 | 0.04             | ---        |
| 20012  | 5/32" x 1/8"            | 1.09 | 0.56 | 0.05             | ---        |
| 20034  | 1/4" x 1/8"             | 1.23 | 0.56 | 0.06             | ---        |
| 20035  | 1/4" x 1/4"             | 1.42 | 0.75 | 0.09             | ---        |
| 20036  | 3/8" x 1/4"             | 1.32 | 0.75 | 0.09             | ---        |
| 20037  | 3/8" x 3/8"             | 1.31 | 0.87 | 0.12             | ---        |

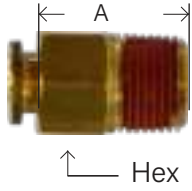
266PP AQ66 6463 3114 66PL 12-426 50-566 266-OF 1166

WARNING: This product can expose you to chemicals, including lead, which are known to the State of California to cause cancer and birth defects or other reproductive harm. For more information, visit [www.P65Warnings.ca.gov](http://www.P65Warnings.ca.gov)

BRASS

**BRASS PUSH-IN FITTINGS**

## BRASS FITTINGS

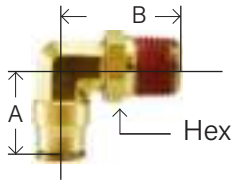
**MALE CONNECTOR**

AQ68P  
MQ68

| PART # | TUBE O.D.<br>X MALE NPTF | A    | HEX  | APPROX.<br>WT. LBS. | LIST PRICE |
|--------|--------------------------|------|------|---------------------|------------|
| 20045  | 1/8" x 1/16"             | 0.68 | 0.37 | 0.02                | ---        |
| 20048  | 1/8" x 1/8"              | 0.61 | 0.43 | 0.02                | ---        |
| 20023  | 1/8" x 1/4"              | 0.98 | 0.56 | 0.04                | ---        |
| 20049* | 5/32" x 10-32"*          | 0.67 | 0.37 | 0.02                | ---        |
| 20050  | 5/32" x 1/8"             | 0.67 | 0.43 | 0.03                | ---        |
| 20046  | 5/32" x 1/4"             | 0.85 | 0.56 | 0.05                | ---        |
| 20051* | 3/16" x 10-32"*          | 0.80 | 0.37 | 0.02                | ---        |
| 20052  | 3/16" x 1/8"             | 0.93 | 0.43 | 0.03                | ---        |
| 20053* | 1/4" x 10-32"*           | 0.70 | 0.43 | 0.03                | ---        |
| 20039  | 1/4" x 1/16"             | 0.92 | 0.43 | 0.06                | ---        |
| 20054  | 1/4" x 1/8"              | 0.93 | 0.43 | 0.06                | ---        |
| 20055  | 1/4" x 1/4"              | 0.93 | 0.56 | 0.10                | ---        |
| 20056  | 1/4" x 3/8"              | 0.94 | 0.68 | 0.08                | ---        |
| 20530  | 5/16" x 1/8"             | 1.07 | 0.56 | 0.05                | ---        |
| 20531  | 5/16" x 1/4"             | 0.98 | 0.56 | 0.10                | ---        |
| 20532  | 5/16" x 3/8"             | 1.06 | 0.75 | 0.08                | ---        |
| 20057  | 3/8" x 1/8"              | 1.10 | 0.56 | 0.06                | ---        |
| 20058  | 3/8" x 1/4"              | 1.11 | 0.56 | 0.05                | ---        |
| 20059  | 3/8" x 3/8"              | 1.02 | 0.68 | 0.08                | ---        |
| 20062  | 3/8" x 1/2"              | 1.02 | 0.87 | 0.08                | ---        |
| 20060  | 1/2" x 1/4"              | 1.36 | 0.81 | 0.11                | ---        |
| 20061  | 1/2" x 3/8"              | 1.30 | 0.81 | 0.12                | ---        |
| 20063  | 1/2" x 1/2"              | 1.23 | 0.87 | 0.14                | ---        |

\* Furnished with gaskets

268PP AQ68 6510 3115 68PL KQH 12-425 50-568 268-OF 1168

**SWIVEL MALE ELBOW**

AQ69PS  
MQ69S

\* Nickel Plated

\*\* Furnished with gaskets

| PART #  | TUBE O.D.<br>X MALE NPTF | A    | B    | HEX  | APPROX.<br>WT. LBS. | LIST PRICE |
|---------|--------------------------|------|------|------|---------------------|------------|
| 20079   | 1/8" x 1/8"              | 0.69 | 0.98 | 0.43 | 0.07                | ---        |
| 20535*  | 1/8" x 1/4"              | 0.76 | 0.87 | 0.56 | 0.06                | ---        |
| 20076** | 5/32" x 10-32"           | 0.67 | 0.71 | 0.37 | 0.04                | ---        |
| 20080   | 5/32" x 1/8"             | 0.68 | 0.89 | 0.43 | 0.05                | ---        |
| 20077   | 5/32" x 1/4"             | 0.68 | 1.08 | 0.56 | 0.07                | ---        |
| 20078** | 1/4" x 10-32"            | 0.86 | 0.79 | 0.31 | 0.05                | ---        |
| 20081   | 1/4" x 1/8"              | 0.90 | 0.93 | 0.37 | 0.08                | ---        |
| 20082   | 1/4" x 1/4"              | 0.90 | 0.99 | 0.56 | 0.10                | ---        |
| 20086   | 1/4" x 3/8"              | 0.98 | 1.14 | 0.68 | 0.09                | ---        |
| 20538*  | 5/16" x 1/4"             | 0.91 | 0.85 | 0.56 | 0.07                | ---        |
| 20539*  | 5/16" x 3/8"             | 0.91 | 0.87 | 0.75 | 0.08                | ---        |
| 20087   | 3/8" x 1/8"              | 1.00 | 1.06 | 0.43 | 0.09                | ---        |
| 20083   | 3/8" x 1/4"              | 0.99 | 1.15 | 0.56 | 0.10                | ---        |
| 20084   | 3/8" x 3/8"              | 1.00 | 1.24 | 0.68 | 0.20                | ---        |
| 20088   | 3/8" x 1/2"              | 1.00 | 1.54 | 0.87 | 0.19                | ---        |
| 20085   | 1/2" x 3/8"              | 1.16 | 1.34 | 0.68 | 0.18                | ---        |
| 20092   | 1/2" x 1/2"              | 1.16 | 1.51 | 0.87 | 0.24                | ---        |

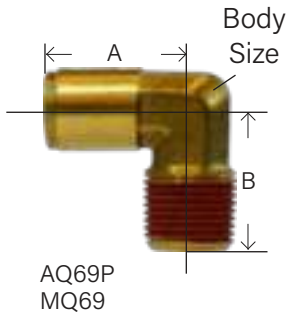
aq69-ps 56520 3109 169pl kql 12-447 50-579 269-OFS 11695

**WARNING:** This product can expose you to chemicals, including lead, which are known to the State of California to cause cancer and birth defects or other reproductive harm. For more information, visit [www.P65Warnings.ca.gov](http://www.P65Warnings.ca.gov)

# BRASS PUSH-IN FITTINGS

## BRASS FITTINGS

### FIXED MALE ELBOW

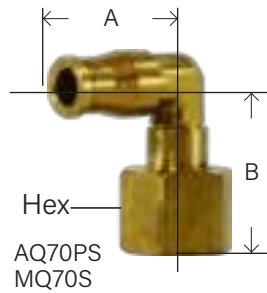


Dimension data can change without notice. Please check when dimensions are critical.

| PART # | TUBE O.D. X MALE NPTF | A    | B    | BODY SIZE | APPROX. WT. LBS. | LIST PRICE |
|--------|-----------------------|------|------|-----------|------------------|------------|
| 20065  | 1/8" x 1/8"           | 0.69 | 0.69 | 0.31      | 0.03             | ---        |
| 20066  | 5/32" x 1/8"          | 0.68 | 0.68 | 0.31      | 0.03             | ---        |
| 20067  | 3/16" x 1/8"          | 0.75 | 0.71 | 0.37      | 0.04             | ---        |
| 20068  | 1/4" x 1/8"           | 0.89 | 0.75 | 0.37      | 0.06             | ---        |
| 20069  | 1/4" x 1/4"           | 0.95 | 0.96 | 0.37      | 0.08             | ---        |
| 20070  | 1/4" x 3/8"           | 1.00 | 0.98 | 0.50      | 0.10             | ---        |
| 20072  | 3/8" x 1/4"           | 0.98 | 0.98 | 0.50      | 0.09             | ---        |
| 20073  | 3/8" x 3/8"           | 0.97 | 0.98 | 0.50      | 0.12             | ---        |
| 20074  | 1/2" x 1/4"           | 1.15 | 1.05 | 0.62      | 0.15             | ---        |
| 20075  | 1/2" x 3/8"           | 1.18 | 1.05 | 0.62      | 0.22             | ---        |
| 20064  | 1/2" x 1/2"           | 1.16 | 1.66 | 0.62      | 0.20             | ---        |

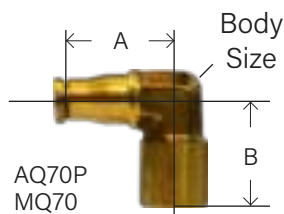
269PP AQ69-P 6500 169PLNS 12-445 1169

### FEMALE SWIVEL ELBOW



| PART # | TUBE O.D. X FEMALE NPTF | A    | B    | HEX  | LIST PRICE |
|--------|-------------------------|------|------|------|------------|
| 20089S | 1/4" x 1/8"             | 0.98 | 1.08 | 0.56 | ---        |
| 20090S | 1/4" x 1/4"             | 0.98 | 1.26 | 0.75 | ---        |

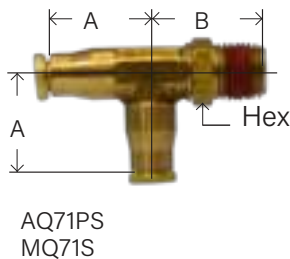
### FEMALE ELBOW



| PART # | TUBE O.D. X FEMALE NPTF | A    | B    | BODY SIZE | APPROX. WT. LBS. | LIST PRICE |
|--------|-------------------------|------|------|-----------|------------------|------------|
| 20192  | 1/8" x 1/8"             | 0.78 | 0.82 | 0.31      | 0.02             | ---        |
| 20089  | 1/4" x 1/8"             | 0.91 | 0.75 | 0.37      | 0.06             | ---        |
| 20090  | 1/4" x 1/4"             | 1.03 | 1.03 | 0.50      | 0.11             | ---        |
| 20091  | 3/8" x 1/4"             | 0.98 | 0.95 | 0.50      | 0.16             | ---        |

AQ70-P 3009

### SWIVEL MALE RUN TEE



| PART # | TUBE O.D. X MALE NPTF | A    | B    | HEX  | APPROX. WT. LBS. | LIST PRICE |
|--------|-----------------------|------|------|------|------------------|------------|
| 20161  | 5/32" x 1/8"          | 0.67 | 1.04 | 0.43 | 0.09             | ---        |
| 20162  | 1/4" x 1/8"           | 0.92 | 1.04 | 0.44 | 0.09             | ---        |
| 20163  | 1/4" x 1/4"           | 0.92 | 1.13 | 0.56 | 0.11             | ---        |
| 20164  | 3/8" x 1/4"           | 0.94 | 1.19 | 0.56 | 0.11             | ---        |
| 20165  | 3/8" x 3/8"           | 0.96 | 1.24 | 0.50 | 0.12             | ---        |
| 20166  | 1/2" x 3/8"           | 1.14 | 1.31 | 0.68 | 0.14             | ---        |
| 20167  | 1/2" x 1/2"           | 1.14 | 1.61 | 0.87 | 0.16             | ---        |
| 20168  | 1/4" x 3/8"           |      |      |      |                  |            |

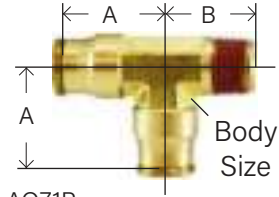
AQ71-PS 56440 3103 171PL KQY 12-468 50-571 271-OFS 11715

WARNING: This product can expose you to chemicals, including lead, which are known to the State of California to cause cancer and birth defects or other reproductive harm. For more information, visit [www.P65Warnings.ca.gov](http://www.P65Warnings.ca.gov)

BRASS

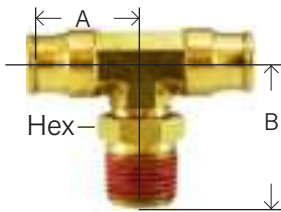
**BRASS PUSH-IN FITTINGS**

## BRASS FITTINGS

**FIXED MALE RUN TEE**AQ71P  
MQ71

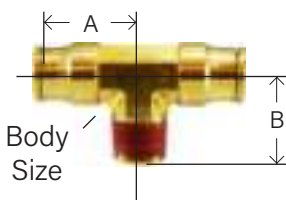
| PART # | TUBE O.D. X MALE NPTF | A    | B    | BODY SIZE | APPROX. WT. LBS. | LIST PRICE |
|--------|-----------------------|------|------|-----------|------------------|------------|
| 20095  | 1/8" x 1/8"           | 0.65 | 0.72 | 0.31      | 0.04             | ---        |
| 20098  | 1/4" x 1/8"           | 0.92 | 0.74 | 0.37      | 0.08             | ---        |
| 20093  | 1/4" x 1/4"           | 0.92 | 0.92 | 0.43      | 0.10             | ---        |
| 20099  | 3/8" x 1/8"           | 0.94 | 0.82 | 0.50      | 0.14             | ---        |
| 20100  | 3/8" x 1/4"           | 0.98 | 0.98 | 0.50      | 0.12             | ---        |
| 20101  | 3/8" x 3/8"           | 1.05 | 1.05 | 0.62      | 0.10             | ---        |
| 20102  | 1/2" x 3/8"           | 1.14 | 1.05 | 0.62      | 0.18             | ---        |

AQ71-P

**SWIVEL MALE BRANCH TEE**AQ72PS  
MQ72S

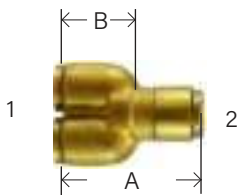
| PART # | TUBE O.D. X MALE NPTF | A    | B    | HEX  | APPROX. WT. LBS. | LIST PRICE |
|--------|-----------------------|------|------|------|------------------|------------|
| 20103  | 1/8" x 1/8"           | 0.65 | 0.81 | 0.31 | 0.04             | ---        |
| 20104* | 5/32" x 10-32"*       | 0.65 | 0.71 | 0.31 | 0.04             | ---        |
| 20109  | 5/32" x 1/8"          | 0.67 | 0.94 | 0.37 | 0.06             | ---        |
| 20105  | 1/4" x 1/8"           | 0.92 | 0.97 | 0.43 | 0.08             | ---        |
| 20106  | 1/4" x 1/4"           | 0.92 | 1.09 | 0.55 | 0.10             | ---        |
| 20107  | 3/8" x 1/4"           | 0.96 | 1.14 | 0.56 | 0.18             | ---        |
| 20108  | 3/8" x 3/8"           | 0.96 | 1.23 | 0.69 | 0.16             | ---        |
| 20110  | 1/2" x 3/8"           | 1.16 | 1.34 | 0.69 | 0.24             | ---        |
| 20111  | 1/2" x 1/2"           | 1.16 | 1.64 | 0.87 | 0.28             | ---        |

\* Furnished with gaskets

**FIXED MALE BRANCH TEE**AQ72P  
MQ72

| PART # | TUBE O.D. X MALE NPTF | A    | B    | BODY SIZE | APPROX. WT. LBS. | LIST PRICE |
|--------|-----------------------|------|------|-----------|------------------|------------|
| 20113  | 5/32" x 1/8"          | 0.69 | 0.65 | 0.31      | 0.04             | ---        |
| 20115  | 1/4" x 1/8"           | 0.92 | 0.74 | 0.37      | 0.12             | ---        |
| 20116  | 1/4" x 1/4"           | 0.91 | 0.91 | 0.43      | 0.10             | ---        |
| 20117  | 3/8" x 1/8"           | 0.98 | 0.80 | 0.50      | 0.08             | ---        |
| 20118  | 3/8" x 1/4"           | 0.98 | 0.97 | 0.50      | 0.12             | ---        |
| 20119  | 3/8" x 3/8"           | 0.98 | 0.97 | 0.50      | 0.14             | ---        |
| 20120  | 1/2" x 3/8"           | 1.16 | 1.05 | 0.62      | 0.18             | ---        |

AQ72-P

**UNION "Y"**

AQ89P

| PART # | TUBE O.D. 1 X 2 | A    | B    | APPROX. WT. LBS. | LIST PRICE |
|--------|-----------------|------|------|------------------|------------|
| 20551  | 5/32" x 5/32"   | 1.36 | 0.81 | 0.11             | ---        |
| 20552  | 1/4" x 1/8"     | 1.61 | 1.06 | 0.12             | ---        |
| 20553  | 1/4" x 1/4"     | 1.81 | 1.16 | 0.14             | ---        |

**WARNING:** This product can expose you to chemicals, including lead, which are known to the State of California to cause cancer and birth defects or other reproductive harm. For more information, visit [www.P65Warnings.ca.gov](http://www.P65Warnings.ca.gov)

# NICKEL PLATED PUSH-IN FITTINGS

BRASS FITTINGS

## NICKEL PLATED PUSH-IN FITTINGS WITH GLOBAL THREAD

• NPTF • BSPP • BSPT • ISO 7 • ISO 228 • G THREAD • J THREAD



- Saves time and money
- No stripped threads
- No stripped parts
- Reduce inventory

- Completely reusable
- Quick installation
- No pitch identification

| Component Parts and Materials |                                    |
|-------------------------------|------------------------------------|
| Body                          | Brass - Nickel Plated              |
| Thrust Ring                   | Acetalic Resin/ Glass filled Nylon |
| Sleeve                        | Brass - Nickel Plated              |
| Gripper Collet                | Stainless Steel                    |
| Safety Ring                   | PA66                               |
| Lip Seal ( 1/8 O-Ring Seal)   | NBR 70                             |
| Thread Seal                   | NBR 70                             |

Max Operating Pressure: Vacuum to 290PSI.  
Min Temperature: -4°F  
Max Temperature: 176°F  
Tubing: Nylon, Polyethylene, Polyurethane.  
- For best results use 95 Durometer  
Media: Compressed air, water, vacuum

- Tolerance  
+/- .02 on all dimensions. Dimension data can change without notice. Please call us when dimensions are critical.

### GLOBAL THREAD

Works With Inch or Metric Threads



“Global Thread” fittings can be assembled with female threads produced to the following standards:

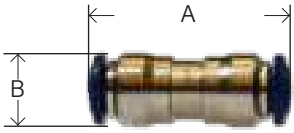
Tapered NPTF  
Parallel (BSPP, BSP, ISO 7)  
Tapered (BSPT, PT, ISO 7, ISO 228)

**WARNING:** This product can expose you to chemicals, including lead, which are known to the State of California to cause cancer and birth defects or other reproductive harm. For more information, visit [www.P65Warnings.ca.gov](http://www.P65Warnings.ca.gov)

BRASS

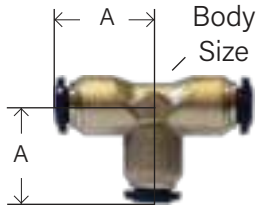
**NICKEL PLATED PUSH-IN FITTINGS**

BRASS FITTINGS

**NICKEL PLATED PUSH-IN FITTINGS****UNION CONNECTOR**

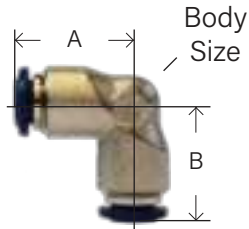
| PART # | TUBE O.D.    | A    | B    | APPROX. WT. LBS. | LIST PRICE |
|--------|--------------|------|------|------------------|------------|
| 20017N | 1/8"         | 1.06 | 0.34 | 0.03             | ---        |
| 20018N | 5/32"        | 1.20 | 0.41 | 0.03             | ---        |
| 20016N | 5/32" x 1/4" | 1.20 | 0.40 | 0.04             | ---        |
| 20019N | 1/4"         | 1.38 | 0.49 | 0.05             | ---        |
| 20015N | 5/16"        | 1.46 | 0.57 | 0.06             | ---        |
| 20020N | 3/8"         | 1.69 | 0.69 | 0.06             | ---        |
| 20022N | 3/8" x 1/4"  | 1.69 | 0.68 | 0.06             | ---        |
| 20021N | 1/2"         | 1.93 | 0.81 | 0.18             | ---        |
| 20024N | 1/2" x 3/8"  | 1.84 | 0.80 | 0.17             | ---        |

62PL 88040

**UNION TEE**


| PART # | TUBE O.D. | A    | BODY SIZE | APPROX. WT. LBS. | LIST PRICE |
|--------|-----------|------|-----------|------------------|------------|
| 20025N | 1/8"      | 0.67 | 0.35      | 0.04             | ---        |
| 20026N | 5/32"     | 0.67 | 0.35      | 0.04             | ---        |
| 20028N | 1/4"      | 0.83 | 0.43      | 0.09             | ---        |
| 20031N | 5/16"     | 0.87 | 0.51      | 0.10             | ---        |
| 20029N | 3/8"      | 1.04 | 0.63      | 0.13             | ---        |
| 20030N | 1/2"      | 1.20 | 0.74      | 0.24             | ---        |

164PL 88230

**UNION ELBOW**

| PART # | TUBE O.D. | A    | BODY SIZE | APPROX. WT. LBS. | LIST PRICE |
|--------|-----------|------|-----------|------------------|------------|
| 20150N | 1/8"      | 0.67 | 0.35      | 0.02             | ---        |
| 20151N | 5/32"     | 0.67 | 0.35      | 0.04             | ---        |
| 20152N | 1/4"      | 0.83 | 0.43      | 0.06             | ---        |
| 20155N | 5/16"     | 0.87 | 0.51      | 0.08             | ---        |
| 20153N | 3/8"      | 1.04 | 0.63      | 0.09             | ---        |
| 20154N | 1/2"      | 1.20 | 0.75      | 0.18             | ---        |

165PL 88130

**FEMALE CONNECTOR**

| PART # | TUBE O.D. X FEMALE NPTF | A    | HEX  | APPROX. WT. LBS. | LIST PRICE |
|--------|-------------------------|------|------|------------------|------------|
| 20032N | 1/8" x 1/8"             | 0.93 | 0.51 | 0.04             | ---        |
| 20038N | 1/8" x 1/4"             | 1.14 | 0.63 | 0.04             | ---        |
| 20034N | 1/4" x 1/8"             | 1.06 | 0.51 | 0.06             | ---        |
| 20035N | 1/4" x 1/4"             | 1.26 | 0.63 | 0.09             | ---        |
| 20036N | 3/8" x 1/4"             | 1.38 | 0.71 | 0.09             | ---        |
| 20037N | 3/8" x 3/8"             | 1.38 | 0.79 | 0.12             | ---        |

66PL 88030

**WARNING:** This product can expose you to chemicals, including lead, which are known to the State of California to cause cancer and birth defects or other reproductive harm. For more information, visit [www.P65Warnings.ca.gov](http://www.P65Warnings.ca.gov)

# NICKEL PLATED PUSH-IN FITTINGS

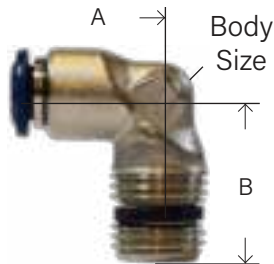
## BRASS FITTINGS

### MALE CONNECTOR



| PART #  | TUBE O.D. X MALE GLOBAL THREAD | A    | HEX  | APPROX. WT. LBS. | LIST PRICE |
|---------|--------------------------------|------|------|------------------|------------|
| 20047N  | 1/8" x 10-32"                  | 0.75 | 0.31 | 0.02             | ---        |
| 20048N  | 1/8" x 1/8"                    | 0.77 | 0.43 | 0.02             | ---        |
| 20023N  | 1/8" x 1/4"                    | 0.97 | 0.55 | 0.04             | ---        |
| 20049N* | 5/32" x 10-32"                 | 0.83 | 0.39 | 0.02             | ---        |
| 20050N* | 5/32" x 1/8"                   | 0.83 | 0.43 | 0.03             | ---        |
| 20046N* | 5/32" x 1/4"                   | 0.98 | 0.55 | 0.05             | ---        |
| 20053N* | 1/4" x 10-32"                  | 0.97 | 0.51 | 0.03             | ---        |
| 20054N* | 1/4" x 1/8"                    | 0.98 | 0.51 | 0.06             | ---        |
| 20055N* | 1/4" x 1/4"                    | 0.98 | 0.55 | 0.10             | ---        |
| 20056N  | 1/4" x 3/8"                    | 0.98 | 0.71 | 0.08             | ---        |
| 20530N* | 5/16" x 1/8"                   | 0.98 | 0.55 | 0.05             | ---        |
| 20531N* | 5/16" x 1/4"                   | 1.08 | 0.55 | 0.10             | ---        |
| 20532N  | 5/16" x 3/8"                   | 1.08 | 0.71 | 0.08             | ---        |
| 20057N  | 3/8" x 1/8"                    | 1.38 | 0.67 | 0.06             | ---        |
| 20058N* | 3/8" x 1/4"                    | 1.32 | 0.67 | 0.05             | ---        |
| 20059N* | 3/8" x 3/8"                    | 1.32 | 0.71 | 0.08             | ---        |
| 20062N  | 3/8" x 1/2"                    | 1.32 | 0.87 | 0.08             | ---        |
| 20841N  | 1/2" x 1/8"                    | 1.03 | 0.79 | 0.12             | ---        |
| 20060N  | 1/2" x 1/4"                    | 1.54 | 0.79 | 0.11             | ---        |
| 20061N* | 1/2" x 3/8"                    | 1.42 | 0.79 | 0.12             | ---        |
| 20063N* | 1/2" x 1/2"                    | 1.58 | 0.87 | 0.14             | ---        |

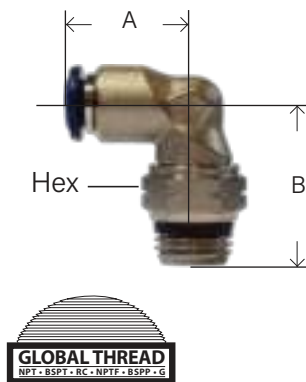
### FIXED MALE ELBOW



| PART # | TUBE O.D. X MALE NPTF | A    | B    | BODY SIZE | APPROX. WT. LBS. | LIST PRICE |
|--------|-----------------------|------|------|-----------|------------------|------------|
| 20068N | 1/4" x 1/8"           | 0.83 | 0.73 | 0.43      | 0.06             | ---        |
| 20069N | 1/4" x 1/4"           | 0.83 | 0.91 | 0.43      | 0.08             | ---        |
| 20072N | 3/8" x 1/4"           | 1.04 | 1.04 | 0.63      | 0.09             | ---        |
| 20073N | 3/8" x 3/8"           | 1.04 | 1.00 | 0.63      | 0.12             | ---        |

W169PLNS 8100

### SWIVEL MALE ELBOW



| PART #  | TUBE O.D. X MALE GLOBAL THREAD | A    | B    | HEX  | APPROX. WT. LBS. | LIST PRICE |
|---------|--------------------------------|------|------|------|------------------|------------|
| 20079N  | 1/8" x 1/8"                    | 0.67 | 0.78 | 0.51 | 0.07             | ---        |
| 20535N  | 1/8" x 1/4"                    | 0.67 | 0.95 | 0.59 | 0.06             | ---        |
| 20076N* | 5/32" x 10-32"                 | 0.67 | 0.95 | 0.59 | 0.04             | ---        |
| 20080N* | 5/32" x 1/8"                   | 0.67 | 0.79 | 0.51 | 0.05             | ---        |
| 20848N* | 5/32" x 1/4"                   | 0.67 | 1.00 | 0.59 | 0.05             | ---        |
| 20081N* | 1/4" x 1/8"                    | 0.83 | 0.87 | 0.51 | 0.08             | ---        |
| 20082N* | 1/4" x 1/4"                    | 0.83 | 0.98 | 0.59 | 0.10             | ---        |
| 20086N  | 1/4" x 3/8"                    | 0.83 | 1.10 | 0.67 | 0.09             | ---        |
| 20537N* | 5/16" x 1/8"                   | 0.91 | 0.98 | 0.51 | 0.06             | ---        |
| 20538N* | 5/16" x 1/4"                   | 0.89 | 1.02 | 0.59 | 0.07             | ---        |
| 20539N  | 5/16" x 3/8"                   | 0.87 | 1.10 | 0.67 | 0.08             | ---        |
| 20087N  | 3/8" x 1/8"                    | 1.04 | 1.02 | 0.51 | 0.09             | ---        |
| 20083N* | 3/8" x 1/4"                    | 1.04 | 1.10 | 0.59 | 0.10             | ---        |
| 20084N* | 3/8" x 3/8"                    | 1.04 | 1.18 | 0.67 | 0.20             | ---        |
| 20088N* | 3/8" x 1/2"                    | 1.04 | 1.30 | 0.83 | 0.19             | ---        |
| 20184N  | 1/2" x 1/4"                    | 1.24 | 1.30 | 0.59 | 0.17             | ---        |
| 20085N* | 1/2" x 3/8"                    | 1.20 | 1.24 | 0.59 | 0.18             | ---        |
| 20092N* | 1/2" x 1/2"                    | 1.20 | 1.42 | 0.83 | 0.24             | ---        |

W169PL 87110

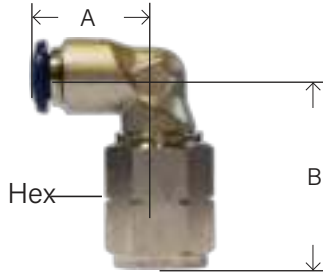
WARNING: This product can expose you to chemicals, including lead, which are known to the State of California to cause cancer and birth defects or other reproductive harm. For more information, visit [www.P65Warnings.ca.gov](http://www.P65Warnings.ca.gov)

BRASS

# NICKEL PLATED PUSH-IN FITTINGS

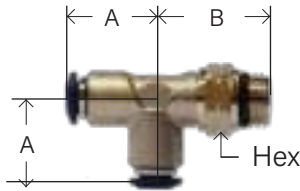
## BRASS FITTINGS

### FEMALE SWIVEL ELBOW



| PART # | TUBE O.D. X FEMALE NPTF | A     | B     | HEX   | LIST PRICE |
|--------|-------------------------|-------|-------|-------|------------|
| 20094N | 5/32" x 1/8"            | 0.669 | 0.994 | 0.354 | ---        |
| 20089N | 1/4" x 1/8"             | 0.826 | 1.023 | 0.433 | ---        |
| 20762N | 3/8" x 1/8"             | 0.885 | 1.082 | 0.511 | ---        |
| 20091N | 3/8" x 1/4"             | 0.885 | 1.240 | 0.511 | ---        |

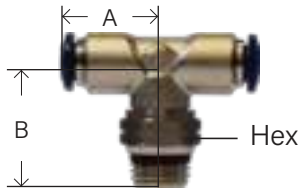
### SWIVEL MALE RUN TEE



| PART # | TUBE O.D. X MALE GLOBAL THREAD | A    | B    | HEX  | APPROX. WT. LBS. | LIST PRICE |
|--------|--------------------------------|------|------|------|------------------|------------|
| 20162N | 1/4" x 1/8"                    | 0.83 | 0.87 | 0.51 | 0.09             | ---        |
| 20163N | 1/4" x 1/4"                    | 0.83 | 0.98 | 0.59 | 0.11             | ---        |
| 20168N | 3/8" x 1/4"                    | 1.04 | 1.10 | 0.59 | 0.12             | ---        |
| 20165N | 3/8" x 3/8"                    | 1.04 | 1.18 | 0.67 | 0.12             | ---        |
| 20166N | 1/2" x 3/8"                    | 1.20 | 1.30 | 0.67 | 0.14             | ---        |
| 20167N | 1/2" x 1/2"                    | 1.20 | 1.42 | 0.83 | 0.17             | ---        |

W171PL 87222


### SWIVEL MALE BRANCH TEE



| PART # | TUBE O.D. X MALE GLOBAL THREAD | A     | B    | HEX  | APPROX. WT. LBS. | LIST PRICE |
|--------|--------------------------------|-------|------|------|------------------|------------|
| 20103N | 1/8" x 1/8"                    | 0.67  | 0.78 | 0.51 | 0.04             | ---        |
| 20109N | 5/32" x 1/8"                   | 0.70  | 0.79 | 0.51 | 0.06             | ---        |
| 20105N | 1/4" x 1/8"                    | 0.83  | 0.87 | 0.51 | 0.08             | ---        |
| 20106N | 1/4" x 1/4"                    | 0.83  | 0.98 | 0.59 | 0.10             | ---        |
| 20156N | 1/4" x 3/8"                    | 1.043 | 1.10 | 0.59 | 0.18             | ---        |
| 20157N | 3/8" x 1/8"                    | 1.04  | 1.08 | 0.59 | 0.18             | ---        |
| 20107N | 3/8" x 1/4"                    | 1.04  | 1.10 | 0.59 | 0.18             | ---        |
| 20108N | 3/8" x 3/8"                    | 1.04  | 1.18 | 0.67 | 0.16             | ---        |
| 20158N | 3/8" x 1/2"                    | 1.04  | 1.30 | 0.82 | 0.18             | ---        |
| 20110N | 1/2" x 3/8"                    | 1.20  | 1.30 | 0.67 | 0.24             | ---        |
| 20111N | 1/2" x 1/2"                    | 1.20  | 1.42 | 0.82 | 0.28             | ---        |

W172PL 87210

### BULKHEAD UNION



| PART #  | TUBE O.D. | A    | HEX  | APPROX. WT. LBS. | LIST PRICE |
|---------|-----------|------|------|------------------|------------|
| 20124N  | 1/8"      | 1.03 | 0.55 | 0.04             | ---        |
| 20125N* | 5/32"     | 1.22 | 0.67 | 0.05             | ---        |
| 20127N* | 1/4"      | 1.38 | 0.67 | 0.06             | ---        |
| 20123N* | 5/16"     | 1.45 | 0.74 | 0.08             | ---        |
| 20128N* | 3/8"      | 1.69 | 0.94 | 0.13             | ---        |
| 20129N* | 1/2"      | 1.93 | 1.02 | 0.15             | ---        |

62PLBH 88050

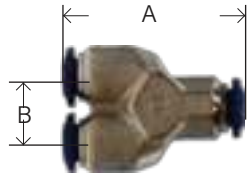
**WARNING:** This product can expose you to chemicals, including lead, which are known to the State of California to cause cancer and birth defects or other reproductive harm. For more information, visit [www.P65Warnings.ca.gov](http://www.P65Warnings.ca.gov)



# NICKEL PLATED PUSH-IN FITTINGS

## BRASS FITTINGS

### UNION "Y"



| PART # | TUBE O.D.   | A    | B    | APPROX. WT. LBS. | LIST PRICE |
|--------|-------------|------|------|------------------|------------|
| 20553N | 1/4" x 1/4" | 1.44 | 0.53 | 0.14             | ---        |

662PL 88310

### REDUCER



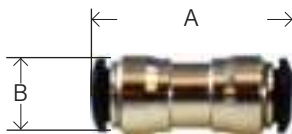
| PART # | TUBE O.D. 2 | TUBE O.D. 1 | A     | LIST PRICE |
|--------|-------------|-------------|-------|------------|
| 20510N | 1/4"        | 1/8"        | 1.142 | ---        |
| 20511N | 1/4"        | 5/32"       | 1.181 | ---        |
| 20512N | 3/8"        | 1/4"        | 1.496 | ---        |
| 20513N | 1/2"        | 1/4"        | 1.693 | ---        |
| 20514N | 1/2"        | 3/8"        | 1.693 | ---        |

67PPL 88700

Also available: Nylon plug || Single banjo || Double banjo || Push fit cartridges and tools

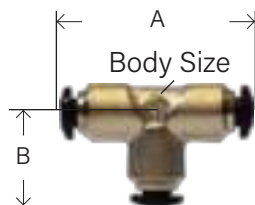
## NICKEL PLATED METRIC PUSH-IN FITTINGS

### UNION



| PART # | TUBE O.D. (MM) | TUBE O.D. (MM) | A     | B     | LIST PRICE |
|--------|----------------|----------------|-------|-------|------------|
| 20600N | 4              |                | 1.190 | 0.410 | ---        |
| 20724N | 5              |                | 1.287 | 0.449 | ---        |
| 20725N | 6              | 4              | 1.248 | 0.488 | ---        |
| 20601N | 6              |                | 1.326 | 0.488 | ---        |
| 20726N | 8              | 6              | 1.365 | 0.566 | ---        |
| 20727N | 8              |                | 1.404 | 0.566 | ---        |
| 20728N | 10             | 8              | 1.638 | 0.683 | ---        |
| 20603N | 10             |                | 1.638 | 0.683 | ---        |
| 20729N | 12             | 10             | 1.833 | 0.800 | ---        |
| 20604N | 12             |                | 1.833 | 0.800 | ---        |
| 20730N | 14             |                | 1.911 | 0.839 | ---        |

### UNION TEE



| PART # | TUBE O.D. (MM) | A     | B     | BODY SIZE | LIST PRICE |
|--------|----------------|-------|-------|-----------|------------|
| 20610N | 4              | 1.326 | 0.663 | 0.351     | ---        |
| 20611N | 6              | 1.638 | 0.819 | 0.429     | ---        |
| 20612N | 8              | 1.755 | 0.878 | 0.507     | ---        |
| 20613N | 10             | 2.067 | 1.034 | 0.624     | ---        |
| 20614N | 12             | 2.379 | 1.190 | 0.741     | ---        |
| 20743N | 14             | 2.379 | 2.535 | 0.741     | ---        |

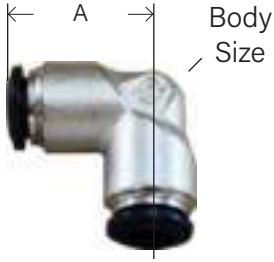
WARNING: This product can expose you to chemicals, including lead, which are known to the State of California to cause cancer and birth defects or other reproductive harm. For more information, visit [www.P65Warnings.ca.gov](http://www.P65Warnings.ca.gov)

BRASS

# NICKEL PLATED METRIC PUSH-IN FITTINGS

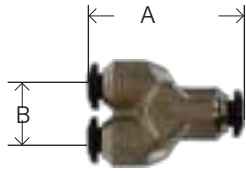
## BRASS FITTINGS

### UNION ELBOW




| PART # | TUBE O.D. (MM) | A     | BODY SIZE | LIST PRICE |
|--------|----------------|-------|-----------|------------|
| 20206N | 4              | 0.663 | 0.351     | ---        |
| 20660N | 6              | 0.780 | 0.429     | ---        |
| 20661N | 8              | 0.878 | 0.507     | ---        |
| 20807N | 10             | 1.034 | 0.624     | ---        |
| 20808N | 12             | 1.190 | 0.741     | ---        |

### UNION Y



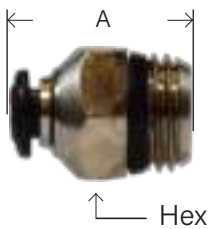
| PART # | TUBE O.D. (MM) | B     | A     | LIST PRICE |
|--------|----------------|-------|-------|------------|
| 20813N | 4              | 0.429 | 1.248 | ---        |
| 20814N | 6              | 0.527 | 1.424 | ---        |
| 20815N | 8              | 0.605 | 1.599 | ---        |
| 20746N | 10             | 0.728 | 1.890 | ---        |

### PLUG



| PART # | TUBE O.D. (MM) | A     | LIST PRICE |
|--------|----------------|-------|------------|
| 20748N | 4              | 0.917 | ---        |
| 20749N | 5              | 0.956 | ---        |
| 20750N | 6              | 0.956 | ---        |
| 20751N | 8              | 1.014 | ---        |
| 20752N | 10             | 1.112 | ---        |
| 20753N | 12             | 1.190 | ---        |

### METRIC TUBE STRAIGHT MALE




| PART #  | TUBE O.D. (MM) | GLOBAL THREAD | A     | HEX   | LIST PRICE |
|---------|----------------|---------------|-------|-------|------------|
| 20630N* | 4              | 1/8"          | 0.702 | 0.429 | ---        |
| 20631N* | 4              | 1/4"          | 0.760 | 0.546 | ---        |
| 20700N  | 5              | 1/8"          | 0.78  | 0.429 | ---        |
| 20701N  | 5              | 1/4"          | 0.78  | 0.546 | ---        |
| 20632N* | 6              | 1/8"          | 0.78  | 0.546 | ---        |
| 20633N* | 6              | 1/4"          | 0.819 | 0.546 | ---        |
| 20628N  | 6              | 3/8"          | 0.90  | 0.546 | ---        |
| 20629N  | 6              | 1/2"          | 0.92  | 0.546 | ---        |
| 20702N* | 8              | 1/8"          | 0.955 | 0.546 | ---        |
| 20634N* | 8              | 1/4"          | 0.858 | 0.546 | ---        |
| 20635N  | 8              | 3/8"          | 0.897 | 0.663 | ---        |
| 20703N  | 8              | 1/2"          | 0.897 | 0.663 | ---        |
| 20636N* | 10             | 1/4"          | 1.092 | 0.663 | ---        |
| 20637N* | 10             | 3/8"          | 1.092 | 0.663 | ---        |
| 20704N* | 10             | 1/2"          | 1.014 | 0.663 | ---        |
| 20801N  | 12             | 1/4"          | 1.267 | 0.78  | ---        |
| 20638N* | 12             | 3/8"          | 1.267 | 0.78  | ---        |
| 20705N* | 12             | 1/2"          | 1.209 | 0.78  | ---        |
| 20706N  | 14             | 3/8"          | 1.287 | 0.858 | ---        |
| 20707N  | 14             | 1/2"          | 1.248 | 0.858 | ---        |

**WARNING:** This product can expose you to chemicals, including lead, which are known to the State of California to cause cancer and birth defects or other reproductive harm. For more information, visit [www.P65Warnings.ca.gov](http://www.P65Warnings.ca.gov)

# NICKEL PLATED METRIC PUSH-IN FITTINGS

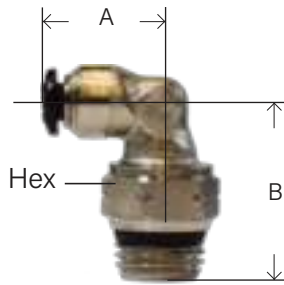
BRASS FITTINGS

## METRIC TUBE INTERNAL HEX



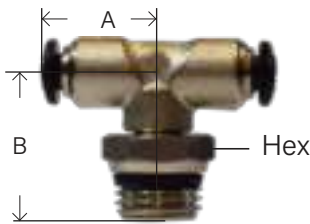
| PART #  | TUBE O.D. (MM) | GLOBAL THREAD | A    | HEX  | LIST PRICE |
|---------|----------------|---------------|------|------|------------|
| 20623N  | 6              | 1/4"          | 0.83 | 0.55 | ---        |
| 20624N  | 6              | 1/8"          | 0.85 | 0.47 | ---        |
| 20625N* | 6              | M5            | 0.47 | 0.47 | ---        |
| 20626N  | 8              | 1/4"          | 0.88 | 0.55 | ---        |

## METRIC TUBE SWIVEL MALE ELBOW



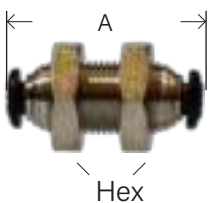
| PART #  | TUBE O.D. (MM) | GLOBAL THREAD | A     | B     | HEX   | LIST PRICE |
|---------|----------------|---------------|-------|-------|-------|------------|
| 20708N* | 4              | 1/8"          | 0.663 | 0.780 | 0.507 | ---        |
| 20709N* | 4              | 1/4"          | 0.663 | 0.936 | 0.585 | ---        |
| 20710N  | 5              | 1/8"          | 0.780 | 0.858 | 0.507 | ---        |
| 20642N* | 6              | 1/8"          | 0.819 | 0.858 | 0.507 | ---        |
| 20803N* | 6              | 1/4"          | 0.819 | 0.975 | 0.585 | ---        |
| 20711N* | 8              | 1/8"          | 0.878 | 0.917 | 0.507 | ---        |
| 20805N* | 8              | 1/4"          | 0.878 | 1.014 | 0.585 | ---        |
| 20655N  | 8              | 3/8"          | 0.878 | 1.092 | 0.663 | ---        |
| 20712N  | 8              | 1/2"          | 0.878 | 1.404 | 0.819 | ---        |
| 20656N* | 10             | 1/4"          | 1.034 | 1.092 | 0.585 | ---        |
| 20657N* | 10             | 3/8"          | 1.034 | 1.170 | 0.663 | ---        |
| 20713N* | 10             | 1/2"          | 1.034 | 1.287 | 0.819 | ---        |
| 20658N* | 12             | 3/8"          | 1.190 | 1.287 | 0.663 | ---        |
| 20659N* | 12             | 1/2"          | 1.190 | 1.404 | 0.819 | ---        |
| 20714N  | 14             | 3/8"          | 1.268 | 1.404 | 0.663 | ---        |
| 20715N  | 14             | 1/2"          | 1.268 | 1.443 | 0.819 | ---        |

## METRIC TUBE SWIVEL MALE BRANCH TEE



| PART #  | TUBE O.D. (MM) | GLOBAL THREAD | A     | B     | HEX   | LIST PRICE |
|---------|----------------|---------------|-------|-------|-------|------------|
| 20682N* | 6              | 1/8"          | 0.819 | 0.858 | 0.507 | ---        |
| 20683N* | 6              | 1/4"          | 0.819 | 0.975 | 0.585 | ---        |
| 20809N* | 8              | 1/8"          | 0.877 | 0.917 | 0.507 | ---        |
| 20684N* | 8              | 1/4"          | 0.877 | 1.014 | 0.585 | ---        |
| 20686N* | 10             | 1/4"          | 1.033 | 1.092 | 0.585 | ---        |

## BULKHEAD



| PART # | TUBE O.D. (MM) | M     | A     | HEX   | LIST PRICE |
|--------|----------------|-------|-------|-------|------------|
| 20732N | 4              | M12x1 | 1.229 | 0.663 | ---        |
| 20734N | 6              | M14x1 | 1.365 | 0.663 | ---        |
| 20735N | 8              | M16x1 | 1.443 | 0.741 | ---        |

**WARNING:** This product can expose you to chemicals, including lead, which are known to the State of California to cause cancer and birth defects or other reproductive harm. For more information, visit [www.P65Warnings.ca.gov](http://www.P65Warnings.ca.gov)

BRASS

**NICKEL PLATED WITH NICKEL COLLET**

## BRASS FITTINGS

## Union W/ Nickel Collet



| PART #   | PTC  | LIST |
|----------|------|------|
| 20017NIC | 1/8  |      |
| 20018NIC | 5/32 |      |
| 20019NIC | 1/4  |      |
| 20015NIC | 5/16 |      |
| 20020NIC | 3/8  |      |
| 20021NIC | 1/2  |      |

## Union Tee W/ Nickel Collet



| PART #   | PTC X FPT | LIST |
|----------|-----------|------|
| 20025NIC | 1/8       |      |
| 20026NIC | 5/32      |      |
| 20028NIC | 1/4       |      |
| 20029NIC | 3/8       |      |
| 20030NIC | 1/2       |      |

## 90° Union Elbow W/ Nickel Collet



| PART #   | PTC  | LIST |
|----------|------|------|
| 20150NIC | 1/8  |      |
| 20151NIC | 5/32 |      |
| 20152NIC | 1/4  |      |
| 20155NIC | 5/16 |      |
| 20153NIC | 3/8  |      |
| 20154NIC | 1/2  |      |

## Female Adapter W/ Nickel Collet



| PART #   | PTC X FPT | LIST |
|----------|-----------|------|
| 20032NIC | 1/8 x 1/8 |      |
| 20034NIC | 1/4 x 1/8 |      |
| 20035NIC | 1/4 x 1/4 |      |
| 20036NIC | 3/8 x 1/4 |      |
| 20037NIC | 3/8 x 3/8 |      |

**WARNING:** This product can expose you to chemicals, including lead, which are known to the State of California to cause cancer and birth defects or other reproductive harm. For more information, visit [www.P65Warnings.ca.gov](http://www.P65Warnings.ca.gov)

# NICKEL PLATED WITH NICKEL COLLET

## BRASS FITTINGS

### Male Adapter W/ Nickel Collet



| PART #   | PTC X MPT    | LIST |
|----------|--------------|------|
| 20047NIC | 1/8 x 10-32  |      |
| 20048NIC | 1/8 x 1/8    |      |
| 20023NIC | 1/8 x 1/4    |      |
| 20049NIC | 5/32 x 10-32 |      |
| 20050NIC | 5/32 x 1/8   |      |
| 20046NIC | 5/32 x 1/4   |      |
| 20053NIC | 1/4 x 10-32  |      |
| 20054NIC | 1/4 x 1/8    |      |
| 20055NIC | 1/4 x 1/4    |      |
| 20056NIC | 1/4 x 3/8    |      |
| 20530NIC | 5/16 x 1/8   |      |
| 20531NIC | 5/16 x 1/4   |      |
| 20532NIC | 5/16 x 3/8   |      |
| 20057NIC | 3/8 x 1/8    |      |
| 20058NIC | 3/8 x 1/4    |      |
| 20059NIC | 3/8 x 3/8    |      |
| 20062NIC | 3/8 x 1/2    |      |
| 20060NIC | 1/2 x 1/4    |      |
| 20061NIC | 1/2 x 3/8    |      |
| 20063NIC | 1/2 x 1/2    |      |

### 90° Male Elbow Swivel W/ Nickel Collet



| PART #   | PTC X MPT    | LIST |
|----------|--------------|------|
| 20079NIC | 1/8 x 1/8    |      |
| 20535NIC | 1/8 x 1/4    |      |
| 20076NIC | 5/32 x 10-32 |      |
| 20080NIC | 5/32 x 1/8   |      |
| 20081NIC | 1/4 x 1/8    |      |
| 20082NIC | 1/4 x 1/4    |      |
| 20086NIC | 1/4 x 3/8    |      |
| 20538NIC | 5/16 x 1/4   |      |
| 20539NIC | 5/16 x 3/8   |      |
| 20087NIC | 3/8 x 1/8    |      |
| 20083NIC | 3/8 x 1/4    |      |
| 20084NIC | 3/8 x 3/8    |      |
| 20088NIC | 3/8 x 1/2    |      |
| 20184NIC | 1/2 x 1/4    |      |
| 20085NIC | 1/2 x 3/8    |      |
| 20092NIC | 1/2 x 1/2    |      |

**WARNING:** This product can expose you to chemicals, including lead, which are known to the State of California to cause cancer and birth defects or other reproductive harm. For more information, visit [www.P65Warnings.ca.gov](http://www.P65Warnings.ca.gov)

BRASS

**NICKEL PLATED WITH NICKEL COLLET**

## BRASS FITTINGS

**Male Run Tee Swivel W/ Nickel Collet**

| PART #   | PTC X MPT | LIST |
|----------|-----------|------|
| 20160NIC | 1/8 x 1/8 |      |
| 20162NIC | 1/4 x 1/8 |      |
| 20163NIC | 1/4 x 1/4 |      |
| 20164NIC | 3/8 x 1/4 |      |

**Male Branch Tee Swivel W/ Nickel Collet**

| PART #   | PTC X MPT | LIST |
|----------|-----------|------|
| 20103NIC | 1/8 x 1/8 |      |
| 20105NIC | 1/4 x 1/8 |      |
| 20106NIC | 1/4 x 1/4 |      |
| 20107NIC | 3/8 x 1/4 |      |
| 20108NIC | 3/8 x 3/8 |      |

**Bulkhead Union W/ Nickel Collet**

| PART #   | PTC  | LIST |
|----------|------|------|
| 20125NIC | 5/32 |      |
| 20127NIC | 1/4  |      |
| 20123NIC | 5/16 |      |
| 20128NIC | 3/8  |      |
| 20129NIC | 1/2  |      |

**METRIC N/P W/NICKEL COLLET****METRIC Union W/ Nickel Collet**

| PART #   | PTC  | LIST |
|----------|------|------|
| 20600NIC | 4MM  |      |
| 20601NIC | 6MM  |      |
| 20727NIC | 8MM  |      |
| 20603NIC | 10MM |      |
| 20604NIC | 12MM |      |

**METRIC Union Tee W/ Nickel Collet**

| PART #   | PTC | LIST |
|----------|-----|------|
| 20611NIC | 6MM |      |
| 20612NIC | 8MM |      |

**WARNING:** This product can expose you to chemicals, including lead, which are known to the State of California to cause cancer and birth defects or other reproductive harm. For more information, visit [www.P65Warnings.ca.gov](http://www.P65Warnings.ca.gov)

# NICKEL PLATED WITH NICKEL COLLET

BRASS FITTINGS

## METRIC 90° Union Elbow W/ Nickel Collet



| PART #   | PTC  | LIST |
|----------|------|------|
| 20206NIC | 4MM  |      |
| 20660NIC | 6MM  |      |
| 20661NIC | 8MM  |      |
| 20613NIC | 10MM |      |
| 20614NIC | 12MM |      |
| 20743NIC | 14MM |      |

## METRIC Male Connector W/ Nickel Collet



| PART #   | PTC X MALE BSPT | LIST |
|----------|-----------------|------|
| 20630NIC | 4MM x 1/8       |      |
| 20631NIC | 4MM x 1/4       |      |
| 20632NIC | 6MM x 1/8       |      |
| 20633NIC | 6MM x 1/4       |      |
| 20702NIC | 8MM x 1/8       |      |
| 20634NIC | 8MM x 1/4       |      |
| 20635NIC | 8MM x 3/8       |      |
| 20636NIC | 10MM x 1/4      |      |
| 20637NIC | 10MM x 3/8      |      |
| 20801NIC | 12MM x 1/4      |      |

## METRIC 90° Male Elbow Swivel W/ Nickel Collet



| PART #   | PTC X MALE BSPT | LIST |
|----------|-----------------|------|
| 20710NIC | 4MM x 1/8       |      |
| 20709NIC | 4MM x 1/4       |      |
| 20859NIC | 6MM x M5        |      |
| 20642NIC | 6MM x 1/8       |      |
| 20803NIC | 6MM x 1/4       |      |
| 20702NIC | 8MM x 1/8       |      |
| 20634NIC | 8MM x 1/4       |      |
| 20635NIC | 8MM x 3/8       |      |
| 20656NIC | 10MM x 1/4      |      |
| 20657NIC | 10MM x 3/8      |      |

**WARNING:** This product can expose you to chemicals, including lead, which are known to the State of California to cause cancer and birth defects or other reproductive harm. For more information, visit [www.P65Warnings.ca.gov](http://www.P65Warnings.ca.gov)

BRASS

**STAINLESS STEEL PUSH IN FITTINGS**

## BRASS FITTINGS

## Union Stainless Steel



| PART #  | PTC  | LIST |
|---------|------|------|
| 20019SS | 1/4  |      |
| 20015SS | 5/16 |      |
| 20020SS | 3/8  |      |
| 20021SS | 1/2  |      |

## Union Tee Stainless Steel



| PART #  | PTC | LIST |
|---------|-----|------|
| 20028SS | 1/4 |      |

## 90° Union Elbow Stainless Steel



| PART #  | PTC  | LIST |
|---------|------|------|
| 20151SS | 5/32 |      |
| 20152SS | 1/4  |      |
| 20155SS | 5/16 |      |
| 20153SS | 3/8  |      |
| 20154SS | 1/2  |      |

## Male Connector Stainless Steel



| PART #  | PTC X MPT | LIST |
|---------|-----------|------|
| 20054SS | 1/4 x 1/8 |      |
| 20055SS | 1/4 x 1/4 |      |
| 20056SS | 1/4 x 3/8 |      |
| 20058SS | 3/8 x 1/4 |      |
| 20059SS | 3/8 x 3/8 |      |
| 20060SS | 1/2 x 1/4 |      |
| 20061SS | 1/2 x 3/8 |      |
| 20063SS | 1/2 x 1/2 |      |

## 90° Male Elbow Swivel Stainless Steel



| PART #  | PTC X MPT  | LIST |
|---------|------------|------|
| 20081SS | 1/4 x 1/8  |      |
| 20082SS | 1/4 x 1/4  |      |
| 20086SS | 1/4 x 3/8  |      |
| 20538SS | 5/16 x 1/4 |      |
| 20087SS | 3/8 x 1/8  |      |
| 20083SS | 3/8 x 1/4  |      |
| 20084SS | 3/8 x 3/8  |      |
| 20092SS | 1/2 x 1/2  |      |

**WARNING:** This product can expose you to chemicals, including lead, which are known to the State of California to cause cancer and birth defects or other reproductive harm. For more information, visit [www.P65Warnings.ca.gov](http://www.P65Warnings.ca.gov)



# COMPOSITE BODY PUSH-IN FITTINGS

BRASS FITTINGS

# COMPOSITE BODY PUSH-IN FITTINGS



| SPECIFICATIONS            |                   |
|---------------------------|-------------------|
| Fluid admitted            | Air               |
| Working pressure range    | 0-150 PSI (10BAR) |
| Min. Burst pressure       | 340PSI (23BAR)    |
| Working Temperature range | 0°F ~160°F        |

| MATERIALS OF CONSTRUCTION: |              |  |
|----------------------------|--------------|--|
| 1                          | Body         | Composite Polyacetal (hemopolymer,copolymer) |
| 2                          | Body         | Brass  |
| 3                          | Tube Release | Acetal Resin                                 |
| 4                          | Retainer     | Brass  |
| 5                          | Gripper Ring | Stainless Steel                              |
| 6                          | Spacer       | Brass  |
| 7                          | O-Ring       | NBR 70                                       |
| 8                          | Threads      | Brass w/ white sealant                       |

The latest generation of composite material is used in the body construction in addition to brass on threaded components and stainless steel on the tube gripper.

- Tolerance  
+/- .02 on all dimensions. Dimension data can change without notice. Please call us when dimensions are critical.

**WARNING:** This product can expose you to chemicals, including lead, which are known to the State of California to cause cancer and birth defects or other reproductive harm. For more information, visit [www.P65Warnings.ca.gov](http://www.P65Warnings.ca.gov)

BRASS

**COMPOSITE BODY PUSH-IN FITTINGS**

## BRASS FITTINGS

**UNION**

| PART # | TUBE O.D.    | APPROX. WT. LBS. | LIST PRICE |
|--------|--------------|------------------|------------|
| 20017C | 1/8"         | 0.01             | ---        |
| 20018C | 5/32"        | 0.01             | ---        |
| 20001C | 3/16"        | 0.01             | ---        |
| 20019C | 1/4"         | 0.01             | ---        |
| 20015C | 5/16"        | 0.01             | ---        |
| 20020C | 3/8"         | 0.02             | ---        |
| 20021C | 1/2"         | 0.03             | ---        |
| 20016C | 1/4" x 5/32" | 0.01             | ---        |
| 20515C | 5/16" x 1/4" | 0.01             | ---        |
| 20022C | 3/8" x 1/4"  | 0.01             | ---        |
| 20516C | 3/8" x 5/16" | 0.02             | ---        |
| 20024C | 1/2" x 3/8"  | 0.03             | ---        |

PQ62P

**UNION TEE**

| PART # | TUBE O.D. | APPROX. WT. LBS. | LIST PRICE |
|--------|-----------|------------------|------------|
| 20025C | 1/8"      | 0.01             | ---        |
| 20026C | 5/32"     | 0.01             | ---        |
| 20027C | 3/16"     | 0.02             | ---        |
| 20028C | 1/4"      | 0.02             | ---        |
| 20031C | 5/16"     | 0.02             | ---        |
| 20029C | 3/8"      | 0.02             | ---        |
| 20030C | 1/2"      | 0.08             | ---        |

PQ64P

**90° UNION ELBOW**

| PART # | TUBE O.D. | APPROX. WT. LBS. | LIST PRICE |
|--------|-----------|------------------|------------|
| 20150C | 1/8"      | 0.01             | ---        |
| 20151C | 5/32"     | 0.01             | ---        |
| 20149C | 3/16"     | 0.01             | ---        |
| 20152C | 1/4"      | 0.02             | ---        |
| 20155C | 5/16"     | 0.02             | ---        |
| 20153C | 3/8"      | 0.02             | ---        |
| 20154C | 1/2"      | 0.02             | ---        |

PQ65P

**UNION "Y" CONNECTOR**

| PART # | TUBE O.D. | APPROX. WT. LBS. | LIST PRICE |
|--------|-----------|------------------|------------|
| 20551C | 5/32"     | 0.01             | ---        |
| 20553C | 1/4"      | 0.02             | ---        |
| 20182C | 5/16"     | 0.02             | ---        |
| 20555C | 3/8"      | 0.02             | ---        |
| 20185C | 1/2"      | 0.07             | ---        |

PQ89P

**FEMALE CONNECTOR**

• Brass



| PART # | TUBE O.D.<br>X FEMALE NPT | APPROX. WT. LBS. | LIST PRICE |
|--------|---------------------------|------------------|------------|
| 20034C | 1/4" x 1/8"               | 0.02             | ---        |
| 20035C | 1/4" x 1/4"               | 0.04             | ---        |
| 20036C | 3/8" x 1/4"               | 0.04             | ---        |
| 20037C | 3/8" x 3/8"               | 0.06             | ---        |

PQ66P

**WARNING:** This product can expose you to chemicals, including lead, which are known to the State of California to cause cancer and birth defects or other reproductive harm. For more information, visit [www.P65Warnings.ca.gov](http://www.P65Warnings.ca.gov)

# COMPOSITE BODY PUSH-IN FITTINGS

## BRASS FITTINGS

### MALE CONNECTOR

- Nickel Plated



N/P push-in fittings

| PART # | TUBE O.D.<br>X MALE NPT | APPROX.<br>WT. LBS. | LIST PRICE |
|--------|-------------------------|---------------------|------------|
| 20050C | 5/32" x 1/8"            | 0.02                | ---        |
| 20053C | 1/4" x 10-32"           | 0.02                | ---        |
| 20054C | 1/4" x 1/8"             | 0.02                | ---        |
| 20055C | 1/4" x 1/4"             | 0.02                | ---        |
| 20056C | 1/4" x 3/8"             | 0.04                | ---        |
| 20530C | 5/16" x 1/8"            | 0.05                | ---        |
| 20531C | 5/16" x 1/4"            | 0.05                | ---        |
| 20057C | 3/8" x 1/8"             | 0.05                | ---        |
| 20058C | 3/8" x 1/4"             | 0.06                | ---        |
| 20059C | 3/8" x 3/8"             | 0.06                | ---        |
| 20062C | 3/8" x 1/2"             | 0.08                | ---        |
| 20060C | 1/2" x 1/4"             | 0.06                | ---        |
| 20061C | 1/2" x 3/8"             | 0.08                | ---        |
| 20063C | 1/2" x 1/2"             | 0.10                | ---        |

PQ68P

### SWIVEL MALE ELBOW

- Swivels for installation only.
- Not a live swivel



\* Global Thread

| PART #  | TUBE O.D.<br>X MALE NPT | APPROX.<br>WT. LBS. | LIST PRICE |
|---------|-------------------------|---------------------|------------|
| 20079C  | 1/8" x 1/8"             | 0.01                | ---        |
| 20535C* | 1/8" x 1/4"             | 0.01                | ---        |
| 20517C* | 3/16" x 1/4"            | 0.01                | ---        |
| 20080C* | 5/32" x 1/8"            | 0.01                | ---        |
| 20077C* | 5/32" x 1/4"            | 0.01                | ---        |
| 20049C* | 5/32" x 10/32"          | 0.01                | ---        |
| 20078C  | 1/4" x 10-32            | 0.01                | ---        |
| 20081C  | 1/4" x 1/8"             | 0.02                | ---        |
| 20082C  | 1/4" x 1/4"             | 0.04                | ---        |
| 20086C  | 1/4" x 3/8"             | 0.06                | ---        |
| 20518C* | 1/4" x 1/2"             | 0.07                | ---        |
| 20537C  | 5/16" x 1/8"            | 0.04                | ---        |
| 20538C  | 5/16" x 1/4"            | 0.04                | ---        |
| 20539C* | 5/16" x 3/8"            | 0.06                | ---        |
| 20087C  | 3/8" x 1/8"             | 0.04                | ---        |
| 20083C  | 3/8" x 1/4"             | 0.08                | ---        |
| 20084C  | 3/8" x 3/8"             | 0.10                | ---        |
| 20088C  | 3/8" x 1/2"             | 0.12                | ---        |
| 20184C  | 1/2" x 1/4"             | 0.14                | ---        |
| 20085C  | 1/2" x 3/8"             | 0.16                | ---        |
| 20092C* | 1/2" x 1/2"             | 0.18                | ---        |

PQ69PS

### FEMALE SWIVEL ELBOWS



| PART # | TUBE O.D.<br>X FEMALE NPT | APPROX.<br>WT. LBS. | LIST PRICE |
|--------|---------------------------|---------------------|------------|
| 20090C | 1/4 X 1/4                 | 0.06                | ---        |
| 20091C | 3/8 X 1/4                 | 0.10                | ---        |

**WARNING:** This product can expose you to chemicals, including lead, which are known to the State of California to cause cancer and birth defects or other reproductive harm. For more information, visit [www.P65Warnings.ca.gov](http://www.P65Warnings.ca.gov)

# COMPOSITE BODY PUSH-IN FITTINGS

## BRASS FITTINGS

### 45° SWIVELS



| PART # | TUBE O.D.<br>X MALE NPT | APPROX.<br>WT. LBS. | LIST PRICE |
|--------|-------------------------|---------------------|------------|
| 20139C | 1/4 X 1/8               | 0.04                | ---        |
| 20140C | 1/4 X 1/4               | 0.05                | ---        |

### SWIVEL MALE RUN TEE

- Swivels for installation only.
- Not a live swivel



\* Global Thread

| PART #  | TUBE O.D.<br>X MALE NPT | APPROX.<br>WT. LBS. | LIST PRICE |
|---------|-------------------------|---------------------|------------|
| 20160C* | 1/8" x 1/8"             | 0.03                | ---        |
| 20162C  | 1/4" x 1/8"             | 0.04                | ---        |
| 20163C  | 1/4" x 1/4"             | 0.04                | ---        |
| 20099C  | 3/8" x 1/8"             | 0.06                | ---        |
| 20100C  | 3/8" x 1/4"             | 0.08                | ---        |
| 20166C  | 1/2 x 3/8               | 0.14                | ---        |
| 20167C  | 1/2 x 1/2               | 0.16                | ---        |

PQ71PS

### SWIVEL MALE BRANCH TEE

- Swivels for installation only.
- Not a live swivel



\* Global Thread

| PART #  | TUBE O.D.<br>X MALE NPT | APPROX.<br>WT. LBS. | LIST PRICE |
|---------|-------------------------|---------------------|------------|
| 20103C* | 1/8" x 1/8"             | 0.02                | ---        |
| 20519C* | 1/8" x 1/4"             | 0.03                | ---        |
| 20109C* | 5/32" x 1/8"            | 0.02                | ---        |
| 20135C* | 5/32" x 1/4"            | 0.03                | ---        |
| 20104C* | 5/32" x 10/32"          | 0.03                | ---        |
| 20105C  | 1/4" x 1/8"             | 0.04                | ---        |
| 20106C  | 1/4" x 1/4"             | 0.06                | ---        |
| 20121C  | 1/4" x 3/8"             | 0.08                | ---        |
| 20136C* | 5/16" x 1/8"            | 0.04                | ---        |
| 20137C* | 5/16" x 1/4"            | 0.05                | ---        |
| 20832C* | 5/16" x 3/8"            | 0.06                | ---        |
| 20107C  | 3/8" x 1/4"             | 0.10                | ---        |
| 20108C  | 3/8" x 3/8"             | 0.12                | ---        |
| 20158C* | 3/8 X 1/2               | 0.14                | ---        |
| 20138C* | 1/2 X 1/4               | 0.14                | ---        |
| 20110C  | 1/2 X 3/8               | 0.16                | ---        |
| 20111C  | 1/2 X 1/2               | 0.21                | ---        |

PQ72PS

### BULKHEAD UNION



| PART # | TUBE O.D. | APPROX.<br>WT. LBS. | LIST PRICE |
|--------|-----------|---------------------|------------|
| 20127C | 1/4"      | 0.04                | ---        |
| 20128C | 3/8"      | 0.06                | ---        |
| 20129C | 1/2"      | 0.10                | ---        |

PQ82P

**WARNING:** This product can expose you to chemicals, including lead, which are known to the State of California to cause cancer and birth defects or other reproductive harm. For more information, visit [www.P65Warnings.ca.gov](http://www.P65Warnings.ca.gov)

# COMPOSITE BODY PUSH-IN FITTINGS

BRASS FITTINGS

## BULKHEAD FEMALES



| PART # | TUBE O.D. X THREAD | APPROX. WT. LBS. | LIST PRICE |
|--------|--------------------|------------------|------------|
| 20171C | 1/4 X 1/4          | 0.04             | ---        |

## SWIVEL "Y" CONNECTOR



| PART # | TUBE O.D. X MALE NPT | APPROX. WT. LBS. | LIST PRICE |
|--------|----------------------|------------------|------------|
| 20187C | 1/4 X 1/8            | 0.02             | ---        |
| 20557C | 1/4" x 1/4"          | 0.02             | ---        |
| 20188C | 3/8 X 1/4            | 0.04             | ---        |
| 20189C | 3/8 X 3/8            | 0.04             | ---        |
| 20194C | 1/2 X 3/8            | 0.06             | ---        |
| 20195C | 1/2 X 1/2            | 0.09             | ---        |

• Swivels for installation only. • Not a live swivel

PQ88PS


## IN-LINE NEEDLE VALVE



| PART # | TUBE O.D. | APPROX. WT. LBS. | LIST PRICE |
|--------|-----------|------------------|------------|
| 20487C | 1/4"      | 0.04             | ---        |
| 20488C | 5/16"     | 0.05             | ---        |
| 20489C | 3/8"      | 0.06             | ---        |

PQ310C

## RIGHT ANGLE FLOW CONTROL METER IN



- Marked w/V
- Free flow out

| PART # | TUBE O.D. X MALE NPT | APPROX. WT. LBS. | LIST PRICE |
|--------|----------------------|------------------|------------|
| 20727C | 1/4 X 1/8            | 0.04             | ---        |
| 20728C | 1/4" x 1/4"          | 0.04             | ---        |
| 20780C | 3/8 X 1/4            | 0.06             | ---        |
| 20781C | 3/8 X 3/8            | 0.06             | ---        |
| 20782C | 1/2 X 1/2            | 0.10             | ---        |

• Free flow out

JPQ

## RIGHT ANGLE FLOW CONTROL METER OUT



- Free flow in

| PART # | TUBE O.D. X MALE NPT | APPROX. WT. LBS. | LIST PRICE |
|--------|----------------------|------------------|------------|
| 20785C | 1/4 x 1/8            | 0.04             | ---        |
| 20786C | 1/4 x 1/4            | 0.04             | ---        |
| 20787C | 3/8 x 1/4            | 0.06             | ---        |
| 20788C | 3/8 x 3/8            | 0.06             | ---        |
| 20789C | 1/2 x 1/2            | 0.10             | ---        |

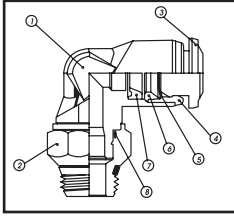
**WARNING:** This product can expose you to chemicals, including lead, which are known to the State of California to cause cancer and birth defects or other reproductive harm. For more information, visit [www.P65Warnings.ca.gov](http://www.P65Warnings.ca.gov)

BRASS

# METRIC COMPOSITE BODY PUSH-IN FITTINGS

## BRASS FITTINGS

### Technical Characteristics



|        |                |                     |
|--------|----------------|---------------------|
| PART 1 | BODY           | COMPOSITE           |
| PART 2 | BODY           | NICKEL PLATED BRASS |
| PART 3 | TUBE RELEASE   | ACETAL RESIN        |
| PART 4 | RETAINER       | NICKEL PLATED BRASS |
| PART 5 | GRIPPER RING   | STAINLESS STEEL     |
| PART 6 | SPACER         | COMPOSITE           |
| PART 7 | THREAD PACKING | NBR 70              |
| PART 8 | O-RING         | NBR 70              |
| PART 9 | THREAD SEAL    | NBR70               |

### Operating Range

Pressure: 0 to 220 PSI (15 bar)

Vacuum: 0 to 29hg (-.99 bar)

### Temperature

-50 F to + 1750 F (-200 C to + 800 C)

### Media

Compressed air.

Non-toxic fluids (water)

### Materials

The latest generation of composite material is used in the body construction in addition to nickel-plated brass on threaded components and stainless steel on the tube gripper.

## UNION



| PART # | TUBE O.D. (MM) | LIST PRICE |
|--------|----------------|------------|
| 20600  | 4              | ---        |
| 20601  | 6              | ---        |
| 20602  | 8              | ---        |
| 20603  | 10             | ---        |
| 20604  | 12             | ---        |

## UNION TEE



| PART # | TUBE O.D. (MM) | LIST PRICE |
|--------|----------------|------------|
| 20610  | 4              | ---        |
| 20611  | 6              | ---        |
| 20612  | 8              | ---        |
| 20613  | 10             | ---        |
| 20614  | 12             | ---        |

3104

## UNION ELBOW



| PART # | TUBE O.D. (MM) | LIST PRICE |
|--------|----------------|------------|
| 20806  | 4              | ---        |
| 20660  | 6              | ---        |
| 20661  | 8              | ---        |
| 20807  | 10             | ---        |
| 20808  | 12             | ---        |
| 20740  | 14             | ---        |

3102

## MALE ADAPTER



| PART # | TUBE OD (MM) | BSPT THREAD | LIST PRICE |
|--------|--------------|-------------|------------|
| 20630  | 4            | 1/8"        | ---        |
| 20631  | 4            | 1/4"        | ---        |
| 20632  | 6            | 1/8"        | ---        |
| 20633  | 6            | 1/4"        | ---        |
| 20634  | 8            | 1/4"        | ---        |
| 20635  | 8            | 3/8"        | ---        |
| 20636  | 10           | 1/4"        | ---        |
| 20637  | 10           | 3/8"        | ---        |
| 20801  | 12           | 1/4"        | ---        |
| 20638  | 12           | 3/8"        | ---        |

3175

**WARNING:** This product can expose you to chemicals, including lead, which are known to the State of California to cause cancer and birth defects or other reproductive harm. For more information, visit [www.P65Warnings.ca.gov](http://www.P65Warnings.ca.gov)

# METRIC COMPOSITE BODY PUSH-IN FITTINGS

## BRASS FITTINGS

### SWIVEL ELBOW



- \* Global Thread
- BSPP Available

| PART # | TUBE OD (MM) | BSPT THREAD | LIST PRICE |
|--------|--------------|-------------|------------|
| 20690* | 4            | M5          | ---        |
| 20856* | 4            | 1/8"        | ---        |
| 20855* | 4            | 1/4"        | ---        |
| 20857* | 5            | 1/8"        | ---        |
| 20859* | 6            | M5          | ---        |
| 20642  | 6            | 1/8"        | ---        |
| 20803  | 6            | 1/4"        | ---        |
| 20698* | 6            | 3/8"        | ---        |
| 20699* | 6            | 1/2"        | ---        |
| 20711* | 8            | 1/8"        | ---        |
| 20805  | 8            | 1/4"        | ---        |
| 20655  | 8            | 3/8"        | ---        |
| 20656  | 10           | 1/4"        | ---        |
| 20657  | 10           | 3/8"        | ---        |
| 20790  | 12           | 1/4"        | ---        |
| 20658  | 12           | 3/8"        | ---        |
| 20659  | 12           | 1/2"        | ---        |

### SWIVEL BRANCH TEE



- \* Global Thread
- BSPP Available

| PART # | TUBE OD (MM) | BSPT THREAD | LIST PRICE |
|--------|--------------|-------------|------------|
| 20682  | 6            | 1/8"        | ---        |
| 20683  | 6            | 1/4"        | ---        |
| 20809  | 8            | 1/8"        | ---        |
| 20684  | 8            | 1/4"        | ---        |
| 20685  | 8            | 3/8"        | ---        |
| 20686  | 10           | 1/4"        | ---        |
| 20687  | 10           | 3/8"        | ---        |
| 20810  | 10           | 1/2"        | ---        |
| 20688  | 12           | 3/8"        | ---        |
| 20689  | 12           | 1/2"        | ---        |

### SWIVEL RUN TEE



- \* Global Thread
- BSPP Available

| PART # | TUBE OD (MM) | BSPT THREAD | LIST PRICE |
|--------|--------------|-------------|------------|
| 20672  | 6            | 1/8"        | ---        |
| 20673  | 6            | 1/4"        | ---        |
| 20811  | 8            | 1/8"        | ---        |
| 20674  | 8            | 1/4"        | ---        |
| 20676  | 10           | 1/4"        | ---        |
| 20677  | 10           | 3/8"        | ---        |

### UNION WYE



| PART # | TUBE OD (MM) | LIST PRICE |
|--------|--------------|------------|
| 20813  | 4            | ---        |
| 20814  | 6            | ---        |
| 20815  | 8            | ---        |
| 20746  | 10           | ---        |

### SWIVEL MALE WYE



- \* Global Thread
- BSPP Available

| PART # | TUBE OD (MM) | GLOBAL THREAD | LIST PRICE |
|--------|--------------|---------------|------------|
| 20816  | 4            | 1/8"          | ---        |
| 20817* | 6            | 1/8"          | ---        |
| 20818  | 6            | 1/4"          | ---        |
| 20820* | 8            | 1/4"          | ---        |

**WARNING:** This product can expose you to chemicals, including lead, which are known to the State of California to cause cancer and birth defects or other reproductive harm. For more information, visit [www.P65Warnings.ca.gov](http://www.P65Warnings.ca.gov)

BRASS

# D.O.T. PUSH-IN TUBE FITTINGS



Meets D.O.T. FMVSS 571.106 SAE J1131 Air Brake System Requirements

#### Benefits for Cost Savings & Engineering Project

- **Fast assembly:** No tools required. Simply push tubing in. Saves up to 75% of assembly time compared to standard air compression fittings. No loose parts to handle.
- **Fast disconnect:** Hold the collet collar with two fingers and pull out tube. No tools required.
- **Reusable:** Can be connected and disconnected several times.
- **Reliable sealing:** Using recommended tubing, full sealing is guaranteed.
- **Versatility:** Buna N O'ring standard. Viton and others available per request. Secure tube retention. Pulling on tubing only serves to tighten the connection.
- **Pre-Applied Teflon® based pipe sealant** on all male pipe threads, saving customer additional labor.
- **Full Flow Design,** provides more flow area than conventional fittings with internal tube supports even in the swivels.

DOT Fittings are constructed with an all brass captive eyelet which allows for maximum flow. The brass captive eyelet with extended length is floating and has a machined top end radius for easy installation of tubing. All male threads have a pre-applied Teflon® based pipe sealant to provide for easy assembly and leak proof seal.

- **Materials:**  
Brass  
"O" Ring: Buna - Nitrile (90 Durometer)  
EP (Ethylene Propylene)
- **Working Pressures & Temperature Ranges**  
Vacuum to 150 PSI  
-40°F to 200° F ( -40°C to +93°C )

Dimension data can change without notice. Please check when dimensions are critical.



# D.O.T. PUSH-IN

## BRASS FITTINGS

### PLUG



AQ59DOT

| PART # | TUBE O.D. | APPROX. WT. LBS. | LIST PRICE |
|--------|-----------|------------------|------------|
| 595320 | 5/32"     | 0.01             | ---        |
| 590400 | 1/4"      | 0.02             | ---        |
| 590600 | 3/8"      | 0.02             | ---        |
| 590800 | 1/2"      | 0.04             | ---        |

1829 DQ59DOT 639PMT

### UNION



AQ62DOT  
DQ62

| PART # | TUBE O.D.   | APPROX. WT. LBS. | LIST PRICE |
|--------|-------------|------------------|------------|
| 620532 | 5/32"       | 0.06             | ---        |
| 620400 | 1/4"        | 0.06             | ---        |
| 620600 | 3/8"        | 0.13             | ---        |
| 620604 | 3/8" x 1/4" | 0.15             | ---        |
| 620800 | 1/2"        | 0.19             | ---        |
| 621000 | 5/8"        | 0.30             | ---        |
| 621200 | 3/4"        | 0.44             | ---        |

AQ62DOT 62PMT 1862 DQ62DOT

### UNION TEE



AQ64DOT  
DQ64

| PART # | TUBE O.D. | APPROX. WT. LBS. | LIST PRICE |
|--------|-----------|------------------|------------|
| 640400 | 1/4"      | 0.09             | ---        |
| 640600 | 3/8"      | 0.16             | ---        |
| 640800 | 1/2"      | 0.25             | ---        |
| 641000 | 5/8"      | 0.32             | ---        |
| 641200 | 3/4"      | 0.36             | ---        |

AQ64DOT 164PMT 1864 DQ64DOT

### UNION ELBOW



AQ65DOT  
DQ65

| PART # | TUBE O.D. | APPROX. WT. LBS. | LIST PRICE |
|--------|-----------|------------------|------------|
| 655320 | 5/32"     | 0.03             | ---        |
| 650400 | 1/4"      | 0.06             | ---        |
| 650600 | 3/8"      | 0.12             | ---        |
| 650800 | 1/2"      | 0.18             | ---        |

### FEMALE CONNECTOR



AQ66DOT  
DQ66

| PART # | TUBE O.D. X FEMALE NPTF | APPROX. WT. LBS. | LIST PRICE |
|--------|-------------------------|------------------|------------|
| 660402 | 1/4" x 1/8"             | 0.06             | ---        |
| 660404 | 1/4" x 1/4"             | 0.10             | ---        |
| 660602 | 3/8" x 1/8"             | 0.11             | ---        |
| 660604 | 3/8" x 1/4"             | 0.11             | ---        |
| 660606 | 3/8" x 3/8"             | 0.17             | ---        |
| 660804 | 1/2" x 1/4"             | 0.14             | ---        |
| 660806 | 1/2" x 3/8"             | 0.16             | ---        |
| 660808 | 1/2" x 1/2"             | 0.25             | ---        |

AQ66DOT 66PMT 1866 DQ66DOT

**WARNING:** This product can expose you to chemicals, including lead, which are known to the State of California to cause cancer and birth defects or other reproductive harm. For more information, visit [www.P65Warnings.ca.gov](http://www.P65Warnings.ca.gov)

BRASS

**D.O.T. PUSH-IN**

## BRASS FITTINGS

**MALE CONNECTOR**AQ68DOT  
DQ68

| PART # | TUBE O.D. X MALE NPTF | APPROX. WT. LBS. | LIST PRICE |
|--------|-----------------------|------------------|------------|
| 685320 | 5/32" x 10/32"        | 0.02             | ---        |
| 685321 | 5/32" x 1/16"         | 0.02             | ---        |
| 685322 | 5/32" x 1/8"          | 0.02             | ---        |
| 680302 | 3/16" x 1/8"          | 0.02             | ---        |
| 680421 | 1/4" x 1/16"          | 0.02             | ---        |
| 680402 | 1/4" x 1/8"           | 0.03             | ---        |
| 680404 | 1/4" x 1/4"           | 0.04             | ---        |
| 680406 | 1/4" x 3/8"           | 0.07             | ---        |
| 680602 | 3/8" x 1/8"           | 0.06             | ---        |
| 680604 | 3/8" x 1/4"           | 0.07             | ---        |
| 680606 | 3/8" x 3/8"           | 0.06             | ---        |
| 680608 | 3/8" x 1/2"           | 0.13             | ---        |
| 680804 | 1/2" x 1/4"           | 0.11             | ---        |
| 680806 | 1/2" x 3/8"           | 0.12             | ---        |
| 680808 | 1/2" x 1/2"           | 0.14             | ---        |
| 681006 | 5/8" x 3/8"           | 0.18             | ---        |
| 681008 | 5/8" x 1/2"           | 0.18             | ---        |
| 681208 | 3/4" x 1/2"           | 0.20             | ---        |
| 681212 | 3/4" x 3/4"           | 0.20             | ---        |

AQ68DOT 68PM 1868 DQ68DOT 68PMT

**MALE ELBOW**Forged  
AQ69DOT  
DQ69

| PART # | TUBE O.D. X MALE NPTF | APPROX. WT. LBS. | LIST PRICE |
|--------|-----------------------|------------------|------------|
| 695302 | 5/32" x 1/16"         | 0.03             | ---        |
| 695322 | 5/32" x 1/8"          | 0.03             | ---        |
| 690302 | 3/16" x 1/8"          | 0.03             | ---        |
| 690402 | 1/4" x 1/8"           | 0.08             | ---        |
| 690404 | 1/4" x 1/4"           | 0.06             | ---        |
| 690406 | 1/4" x 3/8"           | 0.11             | ---        |
| 690602 | 3/8" x 1/8"           | 0.08             | ---        |
| 690604 | 3/8" x 1/4"           | 0.09             | ---        |
| 690606 | 3/8" x 3/8"           | 0.11             | ---        |
| 690608 | 3/8" x 1/2"           | 0.20             | ---        |
| 690804 | 1/2" x 1/4"           | 0.22             | ---        |
| 690806 | 1/2" x 3/8"           | 0.22             | ---        |
| 690808 | 1/2" x 1/2"           | 0.24             | ---        |
| 691006 | 5/8" x 3/8"           | 0.30             | ---        |
| 691008 | 5/8" x 1/2"           | 0.32             | ---        |
| 691208 | 3/4" x 1/2"           | 0.32             | ---        |
| 691212 | 3/4" x 3/4"           | 0.34             | ---        |

AQ69DOT 169PMTNS 1869 DQ69DOT

**MALE SWIVEL ELBOW**Forged  
AQ62DOTS  
DQ69S

| PART #  | TUBE O.D. X MALE NPTF | APPROX. WT. LBS. | LIST PRICE |
|---------|-----------------------|------------------|------------|
| 695322S | 5/32" x 1/8"          | 0.07             | ---        |
| 690402S | 1/4" x 1/8"           | 0.06             | ---        |
| 690404S | 1/4" x 1/4"           | 0.10             | ---        |
| 690406S | 1/4" x 3/8"           | 0.10             | ---        |
| 690602S | 3/8" x 1/8"           | 0.10             | ---        |
| 690604S | 3/8" x 1/4"           | 0.11             | ---        |
| 690606S | 3/8" x 3/8"           | 0.12             | ---        |
| 690608S | 3/8" x 1/2"           | 0.20             | ---        |
| 690804S | 1/2" x 1/4"           | 0.16             | ---        |
| 690806S | 1/2" x 3/8"           | 0.18             | ---        |
| 690808S | 1/2" x 1/2"           | 0.26             | ---        |
| 691006S | 5/8" x 3/8"           | 0.28             | ---        |
| 691008S | 5/8" x 1/2"           | 0.30             | ---        |
| 691208S | 3/4" x 1/2"           | 0.50             | ---        |
| 691212S | 3/4" x 3/4"           | 0.56             | ---        |

AQ69DOTS 169PMT 1869 DQ69DOTS

**WARNING:** This product can expose you to chemicals, including lead, which are known to the State of California to cause cancer and birth defects or other reproductive harm. For more information, visit [www.P65Warnings.ca.gov](http://www.P65Warnings.ca.gov)

# D.O.T. PUSH-IN

## BRASS FITTINGS

### FEMALE ELBOW



Forged  
AQ70DOTS  
DQ70

| PART # | TUBE O.D. X FEMALE NPTF | APPROX. WT. LBS. | LIST PRICE |
|--------|-------------------------|------------------|------------|
| 700402 | 1/4" x 1/8"             | 0.06             | ---        |
| 700404 | 1/4" x 1/4"             | 0.10             | ---        |
| 700604 | 3/8" x 1/4"             | 0.12             | ---        |
| 700606 | 3/8" x 3/8"             | 0.17             | ---        |
| 700806 | 1/2" x 3/8"             | 0.26             | ---        |
| 700808 | 1/2" x 1/2"             | 0.30             | ---        |

AQ70DOTS 1870 DQ70DOTS 170PMTNS

### FEMALE SWIVEL ELBOW



AQ70DOTS

| PART #  | TUBE O.D. X FEMALE NPTF | LIST PRICE |
|---------|-------------------------|------------|
| 700404S | 1/4" x 1/4"             | ---        |

### MALE RUN TEE



Forged  
AQ71DOT  
DQ71

| PART #   | TUBE O.D. X MALE NPTF (1 X 3) X 2 | APPROX. WT. LBS. | LIST PRICE |
|----------|-----------------------------------|------------------|------------|
| 710402   | 1/4" x 1/8"                       | 0.06             | ---        |
| 710404   | 1/4" x 1/4"                       | 0.08             | ---        |
| 710604   | 3/8" x 1/4"                       | 0.20             | ---        |
| 71060404 | (3/8" x 1/4") x 1/4"              | 0.20             | ---        |
| 710606   | 3/8" x 3/8"                       | 0.17             | ---        |
| 710806   | 1/2" x 3/8"                       | 0.28             | ---        |

AQ71DOT 171PMTNS 1871 DQ71DOT

### MALE SWIVEL RUN TEE



Forged  
AQ71DOTS  
DQ71S

| PART #  | TUBE O.D. X MALE NPTF | APPROX. WT. LBS. | LIST PRICE |
|---------|-----------------------|------------------|------------|
| 710402S | 1/4" x 1/8"           | 0.09             | ---        |
| 710404S | 1/4" x 1/4"           | 0.11             | ---        |
| 710604S | 3/8" x 1/4"           | 0.15             | ---        |
| 710606S | 3/8" x 3/8"           | 0.14             | ---        |
| 710804S | 1/2" x 1/4"           | 0.24             | ---        |
| 710806S | 1/2" x 3/8"           | 0.24             | ---        |
| 710808S | 1/2" x 1/2"           | 0.30             | ---        |

AQ71DOTS 171PMT 1871 DQ71DOTS

**WARNING:** This product can expose you to chemicals, including lead, which are known to the State of California to cause cancer and birth defects or other reproductive harm. For more information, visit [www.P65Warnings.ca.gov](http://www.P65Warnings.ca.gov)

BRASS

## BRASS FITTINGS

## MALE 45° ELBOW



Forged  
AQ54DOT  
DQ54

| PART #  | TUBE O.D. X MALE NPTF | APPROX. WT. LBS. | LIST PRICE |
|---------|-----------------------|------------------|------------|
| 540402  | 1/4" x 1/8"           | 0.06             | ---        |
| 540404  | 1/4" x 1/4"           | 0.06             | ---        |
| 540602  | 3/8" x 1/8"           | 0.08             | ---        |
| 540604  | 3/8" x 1/4"           | 0.09             | ---        |
| 540606  | 3/8" x 3/8"           | 0.11             | ---        |
| 540608  | 3/8" x 1/2"           | 0.15             | ---        |
| 540608S | 3/8" x 1/2"           |                  |            |
| 540804  | 1/2" x 1/4"           | 0.13             | ---        |
| 540806  | 1/2" x 3/8"           | 0.16             | ---        |
| 540808  | 1/2" x 1/2"           | 0.18             | ---        |
| 541006  | 5/8" x 3/8"           | 0.22             | ---        |
| 541008  | 5/8" x 1/2"           | 0.21             | ---        |
| 541208  | 3/4" x 1/2"           | 0.28             | ---        |
| 541212  | 3/4" x 3/4"           | 0.32             | ---        |

AQ54DOT 179MTNS 1880 DQ54DOT

## MALE 45° SWIVEL ELBOW



AQ54DOTS  
DQ54S

| PART #  | TUBE O.D. X MALE NPTF | APPROX. WT. LBS. | LIST PRICE |
|---------|-----------------------|------------------|------------|
| 540402S | 1/4" x 1/8"           | 0.06             | ---        |
| 540404S | 1/4" x 1/4"           | 0.09             | ---        |
| 540602S | 3/8" x 1/8"           | 0.10             | ---        |
| 540604S | 3/8" x 1/4"           | 0.11             | ---        |
| 540606S | 3/8" x 3/8"           | 0.13             | ---        |
| 540804S | 1/2" x 1/4"           | 0.14             | ---        |
| 540806S | 1/2" x 3/8"           | 0.16             | ---        |
| 540808S | 1/2" x 1/2"           | 0.18             | ---        |
| 541008S | 5/8" x 1/2"           | 0.24             | ---        |

AQ54DOTS 179PMT 1880 DQ54DOTS

## MALE BRANCH TEE



Forged  
AQ72DOT  
DQ72

| PART #   | TUBE O.D. X MALE NPTF (1 X 2) X 3 | APPROX. WT. LBS. | LIST PRICE |
|----------|-----------------------------------|------------------|------------|
| 720302   | 3/16" x 1/8"                      | 0.07             | ---        |
| 720402   | 1/4" x 1/8"                       | 0.10             | ---        |
| 720404   | 1/4" x 1/4"                       | 0.10             | ---        |
| 720604   | 3/8" x 1/4"                       | 0.14             | ---        |
| 72060404 | (3/8" x 1/4") x 1/4"              | 0.20             | ---        |
| 720606   | 3/8" x 3/8"                       | 0.15             | ---        |
| 720804   | 1/2" x 1/4"                       | 0.20             | ---        |
| 720806   | 1/2" x 3/8"                       | 0.24             | ---        |
| 720808   | 1/2" x 1/2"                       | 0.32             | ---        |

AQ72DOT 172PMTNS 1872 DQ72DOT

**WARNING:** This product can expose you to chemicals, including lead, which are known to the State of California to cause cancer and birth defects or other reproductive harm. For more information, visit [www.P65Warnings.ca.gov](http://www.P65Warnings.ca.gov)

## BRASS FITTINGS

## MALE SWIVEL BRANCH TEE

AQ72DOTS  
DQ72S

| PART #  | TUBE O.D. X MALE NPTF | APPROX. WT. LBS. | LIST PRICE |
|---------|-----------------------|------------------|------------|
| 720402S | 1/4" x 1/8"           | 0.12             | ---        |
| 720404S | 1/4" x 1/4"           | 0.14             | ---        |
| 720602S | 3/8" x 1/8"           | 0.19             | ---        |
| 720604S | 3/8" x 1/4"           | 0.15             | ---        |
| 720606S | 3/8" x 3/8"           | 0.17             | ---        |
| 720804S | 1/2" x 1/4"           | 0.30             | ---        |
| 720806S | 1/2" x 3/8"           | 0.34             | ---        |
| 720808S | 1/2" x 1/2"           | 0.22             | ---        |

AQ72DOTS 172PMT 1872 DQ72DOTS

## FEMALE BRANCH TEE

AQ77DOT  
DQ77


| (RUN) BRANCH |             |            |
|--------------|-------------|------------|
| PART #       | (1 & 2) X 3 | LIST PRICE |
| 770402       | 1/4" x 1/8" | ---        |
| 770404       | 1/4" x 1/4" | ---        |
| 770604       | 3/8" x 1/4" | ---        |

## GLADHAND BULKHEAD CONNECTOR



| TUBE OD X MALE NPTF |             |            |
|---------------------|-------------|------------|
| PART #              | SIZE        | LIST PRICE |
| 830808              | 1/2" x 1/2" | ---        |

## BULKHEAD UNION

AQ82DOT  
DQ82

| PART # | TUBE O.D. | APPROX. WT. LBS. | LIST PRICE |
|--------|-----------|------------------|------------|
| 820400 | 1/4"      | 0.16             | ---        |
| 820600 | 3/8"      | 0.21             | ---        |
| 820800 | 1/2"      | 0.14             | ---        |
| 821000 | 5/8"      | 0.30             | ---        |

AQ82DOT 62PMTBH 1874 DQ82DOT

## FEMALE BULKHEAD UNION

AQ86DOT  
DQ86

| PART # | TUBE O.D. X FEMALE NPTF | APPROX. WT. LBS. | LIST PRICE |
|--------|-------------------------|------------------|------------|
| 860404 | 1/4" x 1/4"             | 0.10             | ---        |
| 860604 | 3/8" x 1/4"             | 0.14             | ---        |
| 860606 | 3/8" x 3/8"             | 0.31             | ---        |
| 860808 | 1/2" x 1/2"             | 0.32             | ---        |

AQ86DOT 1873 DQ86DOT 66PMTBH

- Jam nuts not available separately

**COMPOSITE BODY D.O.T. PUSH-IN**

BRASS FITTINGS

**COMPOSITE BODY DOT AIRBRAKE FITTINGS****WARNING**

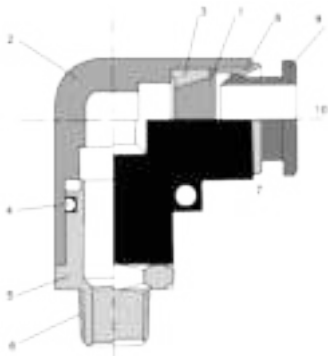
- Composite DOT push-to-connect fittings are designed only for use in applications where air is utilized as an operating fluid.
  - Fittings must be used in accordance with manufacturer and industry specifications.
  - They are not intended for use in environments exceeding 145psi or 140 degrees F.
  - The Department of Transportation FMVSS 49CFR571-106 prohibits use of this type of fitting for connections between towed and towing vehicles or between a driveshaft and chassis.
  - Using Composite DOT fittings in a manner inconsistent with manufacturer specifications may result in serious injury or property damage.
  - Under no circumstances shall the supplier be liable to buyer for any consequential or incidental damages of any nature whatsoever arising from nonconformity of goods, defective goods, or delay in shipment or any other breach by seller.
- Please feel free to email [warning@compdotfitting.com](mailto:warning@compdotfitting.com) with any questions or concerns.



- One touch connection reduces installation time and cost.
- Rugged ultraviolet and vibration resistant composite body.
- Various shapes and configurations to meet vehicle applications and make installations easier.

**Specifications for FMVSS (D.O.T.) and SAE Compliant Fittings**

| Operating Fluid                            |                  | Air   |         |         |        |        |        |
|--|------------------|---|---------|---------|--------|--------|--------|
| Max. Operating Pressure                    |                  | 145psi (1.0MPa)   |         |         |        |        |        |
| Proof Pressure                             | Size             | 5/32"   | 1/4"    | 3/8"    | 1/2"   | 5/8"   | 3/4"   |
|  | At 75°F (24°C)   | 1200psi   | 1200psi | 1400psi | 950psi | 900psi | 800psi |
|  | At 200 °F (93°C) | 450psi (3.1MPa)   |         |         |        |        |        |
| Recommended Fluid and Ambient Temperature* |                  | -40°F to 140°F (-40°C to 60°C)  |         |         |        |        |        |
| Leak Rate at -40°F (-40°C)                 |                  | 7 Ncm <sup>3</sup> /min. or less  |         |         |        |        |        |
| Thread                                     | Thread Portion   | ANSI/ASME B1.201, 1983 R1992  |         |         |        |        |        |
|  | Nut              | JIS B 0208 (Unified fine thread) ISO 263  |         |         |        |        |        |
| Thread Sealant                             |                  | Fluorine/ Acrylic   |         |         |        |        |        |
| Applicable Standards                       |                  | D.O.T. FMVSS 49 CFR 571.106, SAE J2494-3  |         |         |        |        |        |
| Applicable Tubing                          |                  | Tubing conforming to both SAE J844 and D.O.T. FMVSS 49 CFR 571.106. Material: Nylon12 |         |         |        |        |        |
| Tube O.D.                                  |                  | 5/32", 1/4", 3/8", 1/2", 5/8", 3/4"   |         |         |        |        |        |



|                        |   |
|------------------------|---|
| 1. Chuck               | Stainless steel or Brass                |
| 2. Body                | Polybutylene Terephthalate (PBT), Brass |
| 3/4. Tube seal, O-Ring | Buna-N, Nitrile Rubber                  |
| 5. Stud                | Brass                                   |
| 6. Sealant             | Flourine/ Acrylic                       |
| 7. Guide               | Stainless Steel or Polyacetal (Acetal)  |
| 8. Stabilization Ring  | Stainless Steel                         |
| 9. Release Button      | Polyacetal, POM (Acetal)                |
| 10. Tube support       | Stainless Steel/ Brass                  |

**WARNING:** This product can expose you to chemicals, including lead, which are known to the State of California to cause cancer and birth defects or other reproductive harm. For more information, visit [www.P65Warnings.ca.gov](http://www.P65Warnings.ca.gov)

# COMPOSITE BODY D.O.T. PUSH-IN

## BRASS FITTINGS

### STRAIGHT UNION



| PART #   | TUBE OD (INCH) | APPROX. WT. LBS. | LIST PRICE |
|----------|----------------|------------------|------------|
| 620532C  | 5/32           | 0.01             | ---        |
| 620300C  | 3/16           |                  |            |
| 620400C  | 1/4            | 0.01             | ---        |
| 620600C  | 3/8            | 0.03             | ---        |
| 620800C  | 1/2            | 0.05             | ---        |
| 621000C  | 5/8            | 0.08             | ---        |
| 6200453C | 1/4 x 5/32     |                  |            |

### UNION TEE



| PART #  | TUBE OD (INCH) | APPROX. WT. LBS. | LIST PRICE |
|---------|----------------|------------------|------------|
| 645320C | 5/32           | 0.02             | ---        |
| 640400C | 1/4            | 0.02             | ---        |
| 640600C | 3/8            | 0.05             | ---        |
| 640800C | 1/2            | 0.07             | ---        |
| 641000C | 5/8            | 0.13             | ---        |
| 621200C | 3/4            |                  |            |
| 640406C | 1/4 x 3/8      |                  |            |
| 640604C | 3/8 x 1/4      |                  |            |
| 640806C | 1/2 x 3/8      |                  |            |

### UNION 90° ELBOW



| PART #  | TUBE OD (INCH) | APPROX. WT. LBS. | LIST PRICE |
|---------|----------------|------------------|------------|
| 655320C | 5/32           | 0.01             | ---        |
| 650400C | 1/4            | 0.02             | ---        |
| 650600C | 3/8            | 0.04             | ---        |
| 650800C | 1/2            | 0.05             | ---        |

### FEMALE CONNECTOR



| PART #  | TUBE OD (INCH) | THREAD NPT | APPROX. WT. LBS. | LIST PRICE |
|---------|----------------|------------|------------------|------------|
| 665302C | 5/32           | 1/8-27     | 0.04             | ---        |
| 665304C | 5/32           | 1/4-18     | 0.06             | ---        |
| 660402C | 1/4            | 1/8-27     | 0.04             | ---        |
| 660404C | 1/4            | 1/4-18     | 0.06             | ---        |
| 660406C | 1/4            | 3/8-18     | 0.10             | ---        |
| 660602C | 3/8            | 1/8-27     | 0.07             | ---        |
| 660604C | 3/8            | 1/4-18     | 0.07             | ---        |
| 660606C | 3/8            | 3/8-18     | 0.11             | ---        |
| 660608C | 3/8            | 1/2-14     | 0.12             | ---        |
| 660802C | 1/2            | 1/8-27     | 0.11             | ---        |
| 660804C | 1/2            | 1/4-18     | 0.13             | ---        |
| 660806C | 1/2            | 3/8-18     | 0.12             | ---        |
| 660808C | 1/2            | 1/2-14     | 0.13             | ---        |

**WARNING:** This product can expose you to chemicals, including lead, which are known to the State of California to cause cancer and birth defects or other reproductive harm. For more information, visit [www.P65Warnings.ca.gov](http://www.P65Warnings.ca.gov)

BRASS

**COMPOSITE BODY D.O.T. PUSH-IN**

BRASS FITTINGS

**STRAIGHT MALE CONNECTOR**

| PART #  | APP. TUBE OD (INCH) | THREAD NPT | APPROX. WT. LBS. | LIST PRICE |
|---------|---------------------|------------|------------------|------------|
| 685301C | 5/32                | 1/16-28    | 0.02             | ---        |
| 685302C | 5/32                | 1/8-27     | 0.02             | ---        |
| 685304C | 5/32                | 1/4-27     | 0.03             | ---        |
| 680402C | 1/4                 | 1/8-27     | 0.02             | ---        |
| 680404C | 1/4                 | 1/4-18     | 0.03             | ---        |
| 680406C | 1/4                 | 3/8-18     | 0.05             | ---        |
| 680408C | 1/4                 | 1/2-14     |                  |            |
| 680602C | 3/8                 | 1/8-27     | 0.05             | ---        |
| 680604C | 3/8                 | 1/4-18     | 0.06             | ---        |
| 680606C | 3/8                 | 3/8-18     | 0.06             | ---        |
| 680608C | 3/8                 | 1/2-14     | 0.09             | ---        |
| 680804C | 1/2                 | 1/4-18     | 0.09             | ---        |
| 680806C | 1/2                 | 3/8-18     | 0.09             | ---        |
| 680808C | 1/2                 | 1/2-14     | 0.09             | ---        |
| 681006C | 5/8                 | 3/8-18     | 0.15             | ---        |
| 681008C | 5/8                 | 1/2-14     | 0.13             | ---        |
| 681208C | 3/4                 | 1/2-14     | 0.38             | ---        |

**90° MALE ELBOW**

• Fixed

| PART #   | TUBE OD (INCH) | THREAD NPT | APPROX. WT. LBS. | LIST PRICE |
|----------|----------------|------------|------------------|------------|
| 695322SC | 5/32           | 1/8-27     | 0.03             | ---        |
| 690402SC | 1/4            | 1/8-27     | 0.03             | ---        |
| 690404SC | 1/4            | 1/4-18     | 0.04             | ---        |
| 690406SC | 1/4            | 3/8-18     | 0.07             | ---        |
| 690602SC | 3/8            | 1/8-27     | 0.07             | ---        |
| 690604SC | 3/8            | 1/4-18     | 0.06             | ---        |
| 690606SC | 3/8            | 3/8-18     | 0.08             | ---        |
| 690608SC | 3/8            | 1/2-14     | 0.14             | ---        |
| 690804SC | 1/2            | 1/4-18     | 0.07             | ---        |
| 690806SC | 1/2            | 3/8-18     | 0.09             | ---        |
| 690808SC | 1/2            | 1/2-14     | 0.14             | ---        |
| 691006SC | 5/8            | 3/8-18     | 0.14             | ---        |
| 691008SC | 5/8            | 1/2-14     | 0.18             | ---        |
| 691208SC | 3/4            | 1/2-14     | 0.26             | ---        |

**90° FEMALE ELBOW**

| PART #   | TUBE OD (INCH) | THREAD NPT | APPROX. WT. LBS. | LIST PRICE |
|----------|----------------|------------|------------------|------------|
| 705302C  | 5/32           | 1/8-27     | 0.03             | ---        |
| 705304C  | 5/32           | 1/4-18     | 0.05             | ---        |
| 700402SC | 1/4            | 1/8-27     | 0.03             | ---        |
| 700404SC | 1/4            | 1/4-18     | 0.05             | ---        |
| 700406SC | 1/4            | 3/8-18     | 0.08             | ---        |
| 700602C  | 3/8            | 1/8-27     | 0.05             | ---        |
| 700604SC | 3/8            | 1/4-18     | 0.07             | ---        |
| 700606SC | 3/8            | 3/8-18     | 0.09             | ---        |
| 700608SC | 3/8            | 1/2-14     | 0.10             | ---        |
| 700804C  | 1/2            | 1/4-18     | 0.08             | ---        |
| 700806SC | 1/2            | 3/8-18     | 0.10             | ---        |
| 700808SC | 1/2            | 1/2-14     | 0.11             | ---        |

**WARNING:** This product can expose you to chemicals, including lead, which are known to the State of California to cause cancer and birth defects or other reproductive harm. For more information, visit [www.P65Warnings.ca.gov](http://www.P65Warnings.ca.gov)



# COMPOSITE BODY D.O.T. PUSH-IN

## BRASS FITTINGS

### MALE RUN TEE



• Fixed

| PART #   | TUBE OD (INCH) | THREAD NPT | APPROX. WT. LBS. | LIST PRICE |
|----------|----------------|------------|------------------|------------|
| 715301C  | 5/32           | 1/16       | 0.05             | ---        |
| 715302C  | 5/32           | 1/8        | 0.03             | ---        |
| 715304C  | 5/32           | 1/4        | 0.04             | ---        |
| 710402SC | 1/4            | 1/8-27     | 0.04             | ---        |
| 710404SC | 1/4            | 1/4-18     | 0.05             | ---        |
| 71060404 | 3/8 x 1/4      | 1/4-18     |                  |            |
| 710604SC | 3/8            | 1/4-18     | 0.08             | ---        |
| 710606SC | 3/8            | 3/8-18     | 0.10             | ---        |
| 710608SC | 3/8            | 1/2-14     | 0.15             | ---        |
| 710804C  | 1/2            | 1/4-8      | 0.09             | ---        |
| 710806SC | 1/2            | 3/8-18     | 0.11             | ---        |
| 710808C  | 1/2            | 1/2-14     | 0.17             | ---        |

### MALE BRANCH TEE



• Fixed

| PART #   | TUBE OD (INCH) | THREAD NPT | APPROX. WT. LBS. | LIST PRICE |
|----------|----------------|------------|------------------|------------|
| 725301C  | 5/32           | 1/16       | 0.03             | ---        |
| 725302C  | 5/32           | 1/8        | 0.03             | ---        |
| 725304C  | 5/32           | 1/4        | 0.05             | ---        |
| 720402SC | 1/4            | 1/8-27     | 0.04             | ---        |
| 720404SC | 1/4            | 1/4-18     | 0.05             | ---        |
| 720406SC | 1/4            | 3/8-18     | 0.08             | ---        |
| 720604SC | 3/8            | 1/4-18     | 0.08             | ---        |
| 720606SC | 3/8            | 3/8-18     | 0.10             | ---        |
| 720608C  | 3/8            | 1/2-14     | 0.15             | ---        |
| 720804C  | 1/2            | 1/4-18     | 0.09             | ---        |
| 720806SC | 1/2            | 3/8-18     | 0.11             | ---        |
| 720808SC | 1/2            | 1/2-14     | 0.17             | ---        |
| 721006C  | 5/8            | 3/8        | 0.18             | ---        |
| 721008C  | 5/8            | 1/2        | 0.21             | ---        |

### FEMALE BRANCH TEE



| PART #  | TUBE OD (INCH) | THREAD NPT | APPROX. WT. LBS. | LIST PRICE |
|---------|----------------|------------|------------------|------------|
| 770402C | 1/4            | 1/8-27     | 0.06             | ---        |
| 770404C | 1/4            | 1/4-18     | 0.08             | ---        |
| 770604C | 3/8            | 1/4-18     | 0.08             | ---        |
| 770806C | 1/2            | 3/8        | 0.13             | ---        |
| 771004C | 5/8            | 1/4        | 0.21             | ---        |

### 45° MALE ELBOW



• Fixed

| PART #   | TUBE OD (INCH) | THREAD NPT | APPROX. WT. LBS. | LIST PRICE |
|----------|----------------|------------|------------------|------------|
| 545302C  | 5/32           | 1/8-27     | 0.03             | ---        |
| 540402SC | 1/4            | 1/8-27     | 0.03             | ---        |
| 540404SC | 1/4            | 1/4-18     | 0.04             | ---        |
| 540602SC | 3/8            | 1/8-27     | 0.06             | ---        |
| 540604SC | 3/8            | 1/4-18     | 0.06             | ---        |
| 540406C  | 1/4            | 3/8-18     |                  |            |
| 540606SC | 3/8            | 3/8-18     | 0.08             | ---        |
| 540608SC | 3/8            | 1/2-14     | 0.13             | ---        |
| 540802C  | 1/2            | 1/8-27     | 0.08             | ---        |
| 540804SC | 1/2            | 1/4-18     | 0.08             | ---        |
| 540806SC | 1/2            | 3/8-18     | 0.10             | ---        |
| 540808SC | 1/2            | 1/2-14     | 0.15             | ---        |
| 541006SC | 5/8            | 3/8-18     | 0.14             | ---        |
| 541008SC | 5/8            | 1/2-14     | 0.17             | ---        |
| 541208SC | 3/4            | 1/2-14     | 0.26             | ---        |

**WARNING:** This product can expose you to chemicals, including lead, which are known to the State of California to cause cancer and birth defects or other reproductive harm. For more information, visit [www.P65Warnings.ca.gov](http://www.P65Warnings.ca.gov)

BRASS

**COMPOSITE BODY D.O.T. PUSH-IN**

## BRASS FITTINGS

## UNION "Y"



| PART #  | A&B TUBE OD (INCH) | C TUBE OD (INCH) | APPROX. WT. LBS. | LIST PRICE |
|---------|--------------------|------------------|------------------|------------|
| 620553C | 1/4                | 1/4              | 0.03             | ---        |
| 620409C | 1/4                | 3/8              | 0.03             | ---        |
| 620555C | 3/8                | 3/8              | 0.05             | ---        |
| 620559C | 3/8                | 1/4              | 0.07             | ---        |
| 620557C | 1/2                | 1/2              | 0.08             | ---        |

## MALE BRANCH "Y"



| PART #  | TUBE OD (INCH) | THREAD NPT | APPROX. WT. LBS. | LIST PRICE |
|---------|----------------|------------|------------------|------------|
| 880402C | 1/4            | 1/8        | 0.05             | ---        |
| 880404C | 1/4            | 1/4        | 0.06             | ---        |
| 880406C | 1/4            | 3/8        | 0.09             | ---        |
| 620604C | 3/8            | 1/4-18     | 0.09             | ---        |
| 620606C | 3/8            | 3/8-18     | 0.12             | ---        |
| 620806C | 1/2            | 3/8-18     | 0.13             | ---        |
| 620808C | 1/2            | 1/2-14     | 0.15             | ---        |

## BULKHEAD UNION



| PART #  | TUBE OD (INCH) | THREAD (UNF) | APPROX. WT. LBS. | LIST PRICE |
|---------|----------------|--------------|------------------|------------|
| 825320C | 5/32           | 1/2-20       | 0.07             | ---        |
| 820400C | 1/4            | 9/16-18      | 0.07             | ---        |
| 820600C | 3/8            | 7/8-14       | 0.19             | ---        |
| 820800C | 1/2            | 1-12         | 0.26             | ---        |
| 821000C | 5/8            | 1 1/8-12     | 0.42             | ---        |

## FEMALE BULKHEAD CONNECTOR



| PART #  | APP. TUBE OD (INCH) | THREAD NPT | T (UNF) | APPROX. WT. LBS. | LIST PRICE |
|---------|---------------------|------------|---------|------------------|------------|
| 865304C | 5/32                | 1/4-18     | 1/2-20  | 0.08             | ---        |
| 860402C | 1/4                 | 1/8-27     | 9/16-18 | 0.01             | ---        |
| 860404C | 1/4                 | 1/4-18     | 9/16-18 | 0.08             | ---        |
| 860604C | 3/8                 | 1/4-18     | 7/8-14  | 0.20             | ---        |
| 860606C | 3/8                 | 3/8-18     | 7/8-14  | 0.20             | ---        |
| 860806C | 1/2                 | 3/8-18     | 1-12    | 0.26             | ---        |
| 860808C | 1/2                 | 1/2-14     | 1-12    | 0.27             | ---        |



**WARNING:** This product can expose you to chemicals, including lead, which are known to the State of California to cause cancer and birth defects or other reproductive harm. For more information, visit [www.P65Warnings.ca.gov](http://www.P65Warnings.ca.gov)

**D.O.T. AIR BRAKE - NYLON TUBING**



| <b>Tube O.D</b>      | <b>1/4</b>     | <b>3/8</b>      | <b>1/2</b>      | <b>5/8</b>      | <b>3/4</b>  |
|----------------------|----------------|-----------------|-----------------|-----------------|-------------|
| <b>Thread Size-B</b> | <b>7/16-24</b> | <b>17/32-24</b> | <b>11/16-20</b> | <b>13/16-18</b> | <b>1-18</b> |

**•Typical Application**

Air brake systems except where temperatures exceed +2000F or where battery acid can drip on tubing.

**•Pressure**

Maximum operating pressure of 150 PSI.

**•Vibration**

Fair resistance.

**•Temperature Range**

-400F to +2000F (-400C to +930C).

**•Material**

Brass

**•Used With**

NT Nylon Tubing - SAE J844 Type A and B.

**•Tolerance**

+/- .02 on all dimensions. Dimension data can change without notice. Please call us when dimensions are critical

**•Advantages**

Easy to assemble (no tube preparation or flaring required.) Built in tube support. Fittings utilize a ribbed sleeve for compression and positive grip. May be used with copper tubing by replacing nut, sleeve and insert with long nut and spherical sleeve. Insert should be removed for copper tubing use.

**•Conformance**

Meets specifications and standards of SAE and DOT FMVSS 571,106.

**•Assembly Instructions**

- 1- Cut tubing to desired length.
- 2-Slide nut and then sleeve on tubing. Threaded end of nut "A" must face toward fitting body.
- 3-Insert tubing into the preassembled fitting. Be sure tubing is bottomed in fitting.
- 4- Tighten nut to required torque as indicated on chart.

Disassembling: Remove nut and pull tubing out of fitting body. Insert will remain in tubing.

Reassembly: Push tubing and insert into fitting body until it bottoms. Thread nut onto fitting body and torque as in step 4.

| <b>Tube Size</b> | <b>Additional Number of Turns from Hand-Tight</b> |
|------------------|---|
| <b>1/4</b>       | <b>3</b>  |
| <b>3/8, 1/2</b>  | <b>4</b>  |
| <b>5/8, 3/4</b>  | <b>3-1/2</b>                                      |

**WARNING:** This product can expose you to chemicals, including lead, which are known to the State of California to cause cancer and birth defects or other reproductive harm. For more information, visit [www.P65Warnings.ca.gov](http://www.P65Warnings.ca.gov)

**D.O.T. AIR BRAKE - NYLON TUBING**

## BRASS FITTINGS

**SLEEVE**

60NA  
NT60

SAE# 100115

| PART # | TUBE O.D. | APPROX. WT. LBS. | LIST PRICE |
|--------|-----------|------------------|------------|
| 38000  | 3/16"     |                  | ---        |
| 38001  | 1/4"      | 0.01             | ---        |
| 38002  | 3/8"      | 0.01             | ---        |
| 38003  | 1/2"      | 0.01             | ---        |
| 38004  | 5/8"      | 0.01             | ---        |
| 38005  | 3/4"      | 0.01             | ---        |

60NAB 60NTA 1460

**NUT**

62NA  
NT61

SAE# 100110

| PART # | TUBE O.D. | APPROX. WT. LBS. | LIST PRICE |
|--------|-----------|------------------|------------|
| 38009  | 3/16"     |                  | ---        |
| 38010  | 1/4"      | 0.02             | ---        |
| 38011  | 3/8"      | 0.03             | ---        |
| 38012  | 1/2"      | 0.05             | ---        |
| 38013  | 5/8"      | 0.06             | ---        |
| 38014  | 3/4"      | 0.09             | ---        |

61NAB 61NTA 1461

**UNION**

62NA  
NT62

SAE# 100101BA

| PART # | TUBE O.D. | APPROX. WT. LBS. | LIST PRICE |
|--------|-----------|------------------|------------|
| 38018  | 3/16"     |                  | ---        |
| 38019  | 1/4"      | 0.07             | ---        |
| 38020  | 3/8"      | 0.11             | ---        |
| 38021  | 1/2"      | 0.20             | ---        |
| 38022  | 5/8"      | 0.25             | ---        |
| 38023  | 3/4"      | 0.40             | ---        |

62NAB 62NTA 1462

**BULKHEAD UNION**

62NABH  
NT62BH

| PART # | TUBE O.D. | APPROX. WT. LBS. | LIST PRICE |
|--------|-----------|------------------|------------|
| 38027  | 3/16"     |                  | ---        |
| 38028  | 1/4"      | 0.11             | ---        |
| 38029  | 3/8"      | 0.16             | ---        |
| 38030  | 1/2"      | 0.26             | ---        |
| 38031  | 5/8"      |                  | ---        |

62NBH 1474 475

**STAINLESS STEEL INSERT**

- 300 series stainless
- For SAE# J844 TUBING

| PART # | TUBE O.D. | APPROX. WT. LBS. | LIST PRICE |
|--------|-----------|------------------|------------|
| 38035  | 1/4"      | 0.01             | ---        |
| 38036  | 3/8"      | 0.01             | ---        |
| 38037  | 1/2"      | 0.01             | ---        |
| 38038  | 5/8"      | 0.01             | ---        |
| 38039  | 3/4"      | 0.01             | ---        |

59A 63NTA

**BRASS INSERT**

| PART # | TUBE O.D. | APPROX. WT. LBS. | LIST PRICE |
|--------|-----------|------------------|------------|
| 38040  | 1/4"      | 0.01             | ---        |
| 38041  | 3/8"      | 0.01             | ---        |
| 38042  | 1/2"      | 0.01             | ---        |
| 38043  | 5/8"      | 0.01             | ---        |
| 38048  | 3/4"      | 0.02             | ---        |

1484 463

**WARNING:** This product can expose you to chemicals, including lead, which are known to the State of California to cause cancer and birth defects or other reproductive harm. For more information, visit [www.P65Warnings.ca.gov](http://www.P65Warnings.ca.gov)

# D.O.T. AIR BRAKE - NYLON TUBING

## BRASS FITTINGS

### TEE



64NA  
NT64  
SAE# 100401BA

| PART # | TUBE O.D. | APPROX. WT. LBS. | LIST PRICE |
|--------|-----------|------------------|------------|
| 38044  | 1/4"      | 0.12             | ---        |
| 38045  | 3/8"      | 0.19             | ---        |
| 38046  | 1/2"      | 0.36             | ---        |
| 38047  | 5/8"      | 0.48             | ---        |

64NAB 264NTA 1464

### REDUCING BRANCH TEE



| PART # | TUBE O.D. (1&2) X 3 | APPROX. WT. LBS. | LIST PRICE |
|--------|---------------------|------------------|------------|
| 38049  | 3/8" x 1/4"         | 0.24             | ---        |
| 38057  | 1/2" x 3/8"         | 0.30             | ---        |

### ELBOW



65NA  
NT65  
SAE# 100201BA

| PART # | TUBE O.D. | APPROX. WT. LBS. | LIST PRICE |
|--------|-----------|------------------|------------|
| 38052  | 1/4"      | 0.09             | ---        |
| 38053  | 3/8"      | 0.13             | ---        |
| 38054  | 1/2"      | 0.15             | ---        |
| 38055  | 5/8"      | 0.36             | ---        |

65NAB 265NTA 1465

### FEMALE ADAPTER



66NA  
NT66  
SAE# 100103BA

| PART # | TUBE O.D. X FEMALE NPT | APPROX. WT. LBS. | LIST PRICE |
|--------|------------------------|------------------|------------|
| 38060  | 1/4" x 1/8"            | 0.06             | ---        |
| 38061  | 1/4" x 1/4"            | 0.08             | ---        |
| 38062  | 3/8" x 1/8"            | 0.07             | ---        |
| 38063  | 3/8" x 1/4"            | 0.10             | ---        |
| 38064  | 3/8" x 3/8"            | 0.14             | ---        |
| 38065  | 1/2" x 3/8"            | 0.16             | ---        |
| 38066  | 1/2" x 1/2"            | 0.20             | ---        |
| 38067  | 5/8" x 3/8"            | 0.28             | ---        |
| 38068  | 5/8" x 1/2"            | 0.28             | ---        |
| 38059  | 3/4" x 1/2"            | 0.31             | ---        |

66NAB 66NTA 1466 66NBH

Dimension data can change without notice. Please check when dimensions are critical.

**WARNING:** This product can expose you to chemicals, including lead, which are known to the State of California to cause cancer and birth defects or other reproductive harm. For more information, visit [www.P65Warnings.ca.gov](http://www.P65Warnings.ca.gov)

BRASS

**D.O.T. AIR BRAKE - NYLON TUBING**

## BRASS FITTINGS

**MALE ADAPTER**

68NA  
NT68VS

SAE# 100102BA

• More sizes available

| PART # | TUBE O.D. X MALE NPTF | APPROX. WT. LBS. | LIST PRICE |
|--------|-----------------------|------------------|------------|
| 38069  | 3/16 x 1/16           |                  |            |
| 38070  | 3/16 x 1/8            |                  |            |
| 38071  | 3/16 x 1/4            |                  |            |
| 38072  | 1/4" x 1/16"          | 0.05             | ---        |
| 38073  | 1/4" x 1/8"           | 0.05             | ---        |
| 38074  | 1/4" x 1/4"           | 0.06             | ---        |
| 38075  | 1/4" x 3/8"           | 0.08             | ---        |
| 38076  | 3/8" x 1/8"           | 0.07             | ---        |
| 38077  | 3/8" x 1/4"           | 0.08             | ---        |
| 38078  | 3/8" x 3/8"           | 0.10             | ---        |
| 38079  | 3/8" x 1/2"           | 0.14             | ---        |
| 38080  | 1/2" x 1/4"           | 0.13             | ---        |
| 38081  | 1/2" x 3/8"           | 0.14             | ---        |
| 38082  | 1/2" x 1/2"           | 0.18             | ---        |
| 38087  | 1/2" x 3/4"           | 0.23             | ---        |
| 38083  | 5/8" x 3/8"           | 0.17             | ---        |
| 38084  | 5/8" x 1/2"           | 0.21             | ---        |
| 38088  | 5/8" x 3/4"           | 0.25             | ---        |
| 38085  | 3/4" x 1/2"           | 0.28             | ---        |
| 38086  | 3/4" x 3/4"           | 0.30             | ---        |

68NAB 68NTA 1468

**SWIVEL MALE ADAPTER**

| PART # | TUBE O.D. X MALE NPTF | APPROX. WT. LBS. | LIST PRICE |
|--------|-----------------------|------------------|------------|
| 38078S | 3/8" x 3/8"           | 0.18             | ---        |
| 38081S | 1/2" x 3/8"           | 0.22             | ---        |

**MALE ELBOW**

69NA  
NT69VS

SAE# 100202BA

| PART # | TUBE O.D. X MALE NPTF | APPROX. WT. LBS. | LIST PRICE |
|--------|-----------------------|------------------|------------|
| 38089  | 3/16 x 1/8            |                  |            |
| 38096  | 3/16 x 1/4            |                  |            |
| 38091  | 1/4" x 1/8"           | 0.06             | ---        |
| 38092  | 1/4" x 1/4"           | 0.08             | ---        |
| 38093  | 1/4" x 3/8"           | 0.13             | ---        |
| 38094  | 3/8" x 1/8"           | 0.09             | ---        |
| 38095  | 3/8" x 1/4"           | 0.11             | ---        |
| 38090  | 3/8" x 1/4" LONG      | 0.14             | ---        |
| 38101  | 3/8" x 3/8"           | 0.14             | ---        |
| 38102  | 3/8" x 1/2"           | 0.20             | ---        |
| 38103  | 1/2" x 1/4"           | 0.16             | ---        |
| 38104  | 1/2" x 3/8"           | 0.20             | ---        |
| 38109  | 1/2" x 3/8" LONG      | 0.26             | ---        |
| 38105  | 1/2" x 1/2"           | 0.29             | ---        |
| 38106  | 5/8" x 3/8"           | 0.26             | ---        |
| 38107  | 5/8" x 1/2"           | 0.32             | ---        |
| 38110  | 5/8" x 3/4"           | 0.40             | ---        |
| 38108  | 3/4" x 1/2"           | 0.43             | ---        |
| 38111  | 3/4" x 3/4"           | 0.51             | ---        |

269NTA 1469

**SWIVEL MALE ELBOW**

| PART # | TUBE O.D. X MALE NPTF | APPROX. WT. LBS. | LIST PRICE |
|--------|-----------------------|------------------|------------|
| 38101S | 3/8" x 3/8"           | 0.28             | ---        |
| 38104S | 1/2" x 3/8"           | 0.32             | ---        |

**WARNING:** This product can expose you to chemicals, including lead, which are known to the State of California to cause cancer and birth defects or other reproductive harm. For more information, visit [www.P65Warnings.ca.gov](http://www.P65Warnings.ca.gov)

# D.O.T. AIR BRAKE - NYLON TUBING

## BRASS FITTINGS

### FEMALE ELBOW



70NA  
NT70  
SAE# 100203BA

| PART # | TUBE O.D. X FEMALE NPTF | APPROX. WT. LBS. | LIST PRICE |
|--------|-------------------------|------------------|------------|
| 38113  | 1/4" x 1/8"             | 0.08             | ---        |
| 38114  | 1/4" x 1/4"             | 0.12             | ---        |
| 38115  | 3/8" x 1/8"             | 0.14             | ---        |
| 38116  | 3/8" x 1/4"             | 0.10             | ---        |
| 38117  | 3/8" x 3/8"             | 0.12             | ---        |
| 38118  | 1/2" x 3/8"             | 0.23             | ---        |
| 38119  | 1/2" x 1/2"             | 0.36             | ---        |
| 38120  | 5/8" x 1/2"             | 0.38             | ---        |

### MALE RUN TEE




71NA  
NT71VS  
SAE# 100424BA

| PART # | TUBE O.D. X MALE NPTF X<br>TUBE O.D. 1X2X3 | APPROX.<br>WT. LBS. | LIST PRICE |
|--------|--|---------------------|------------|
| 38125  | 1/4" x 1/8" x 1/4"                         | 0.10                | ---        |
| 38126  | 1/4" x 1/4" x 1/4"                         | 0.13                | ---        |
| 38124  | 3/8" x 1/4" x 1/4"                         | 0.14                | ---        |
| 38127  | 3/8" x 1/4" x 3/8"                         | 0.17                | ---        |
| 38128  | 3/8" x 3/8" x 3/8"                         | 0.20                | ---        |
| 38129  | 1/2" x 3/8" x 1/2"                         | 0.30                | ---        |

71NAB 271NTA 1471

### MALE BRANCH TEE




72NA  
NT72VS  
SAE# 100425BA

| PART # | TUBE O.D. X TUBE O.D. X<br>MALE NPTF 1X2X3 | APPROX.<br>WT. LBS. | LIST PRICE |
|--------|--|---------------------|------------|
| 38136  | 1/4" x 1/4" x 1/8"                         | 0.10                | ---        |
| 38137  | 1/4" x 1/4" x 1/4"                         | 0.13                | ---        |
| 38138  | 3/8" x 3/8" x 1/8"                         | 0.14                | ---        |
| 38132  | 3/8" x 1/4" x 1/4"                         | 0.15                | ---        |
| 38139  | 3/8" x 3/8" x 1/4"                         | 0.17                | ---        |
| 38133  | 1/2" x 1/2" x 1/4"                         | 0.26                | ---        |
| 38140  | 3/8" x 3/8" x 3/8"                         | 0.21                | ---        |
| 38134  | 1/2" x 3/8" x 3/8"                         | 0.26                | ---        |
| 38141  | 1/2" x 1/2" x 3/8"                         | 0.30                | ---        |
| 38142  | 1/2" x 1/2" x 1/2"                         | 0.37                | ---        |
| 38143  | 5/8" x 5/8" x 1/2"                         | 0.44                | ---        |

72NAB 272NTA 1472

### FEMALE BRANCH TEE



| PART # | TUBE O.D. X TUBE O.D. X<br>FEMALE NPTF 1X2X3 | APPROX.<br>WT. LBS. | LIST PRICE |
|--------|--|---------------------|------------|
| 38144  | 3/8" x 3/8" x 1/4"                           | 0.21                | ---        |
| 38146  | 5/8" x 5/8" x 1/4"                           | 0.48                | ---        |

**WARNING:** This product can expose you to chemicals, including lead, which are known to the State of California to cause cancer and birth defects or other reproductive harm. For more information, visit [www.P65Warnings.ca.gov](http://www.P65Warnings.ca.gov)

BRASS

**D.O.T. AIR BRAKE - NYLON TUBING**

## BRASS FITTINGS

**45° ELBOW**

6945NA  
NT6945VS  
SAE# 100302BA

| PART # | TUBE O.D. X<br>MALE NPTF | APPROX.<br>WT. LBS. | LIST PRICE |
|--------|--------------------------|---------------------|------------|
| 38148  | 1/4" x 1/8"              | 0.06                | ---        |
| 38149  | 1/4" x 1/4"              | 0.08                | ---        |
| 38150  | 3/8" x 1/8"              | 0.09                | ---        |
| 38151  | 3/8" x 1/4"              | 0.11                | ---        |
| 38152  | 3/8" x 3/8"              | 0.14                | ---        |
| 38153  | 3/8" x 1/2"              | 0.24                | ---        |
| 38157  | 1/2" x 1/4"              | 0.18                | ---        |
| 38154  | 1/2" x 3/8"              | 0.19                | ---        |
| 38155  | 1/2" x 1/2"              | 0.25                | ---        |
| 38156  | 5/8" x 1/2"              | 0.30                | ---        |
| 38158  | 3/4" x 1/2"              | 0.38                | ---        |

6945NAB 279NTA 1480

**SWIVEL 45° ELBOW**

| PART # | TUBE O.D. X<br>MALE NPTF | APPROX.<br>WT. LBS. | LIST PRICE |
|--------|--------------------------|---------------------|------------|
| 38152S | 3/8" x 3/8"              | 0.20                | ---        |
| 38154S | 1/2" x 3/8"              | 0.24                | ---        |

**WARNING:** This product can expose you to chemicals, including lead, which are known to the State of California to cause cancer and birth defects or other reproductive harm. For more information, visit [www.P65Warnings.ca.gov](http://www.P65Warnings.ca.gov)



# D.O.T. AIR BRAKE - COPPER TUBING

## BRASS FITTINGS

### SLEEVE




60AB  
AB60  
SAE# 120115BA

| PART # | TUBE O.D. | A    | APPROX. WT. LBS. | LIST PRICE |
|--------|-----------|------|------------------|------------|
| 38161  | 1/4"      | 0.25 | 0.01             | ---        |
| 38162  | 3/8"      | 0.31 | 0.02             | ---        |
| 38163  | 1/2"      | 0.38 | 0.02             | ---        |
| 38164  | 5/8"      | 0.44 | 0.02             | ---        |
| 38165  | 3/4"      | 0.50 | 0.04             | ---        |

60AB 1360

### NUT

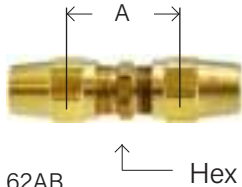


61AB  
AB61  
SAE# 120111BA

| PART # | TUBE O.D. | A    | HEX  | APPROX. WT. LBS. | LIST PRICE |
|--------|-----------|------|------|------------------|------------|
| 38170  | 1/4"      | 0.75 | 0.56 | 0.02             | ---        |
| 38171  | 3/8"      | 1.13 | 0.62 | 0.04             | ---        |
| 38172  | 1/2"      | 1.25 | 0.81 | 0.08             | ---        |
| 38173  | 5/8"      | 1.38 | 0.94 | 0.12             | ---        |
| 38174  | 3/4"      | 1.56 | 1.12 | 0.18             | ---        |

20961 61AB 1361

### UNION

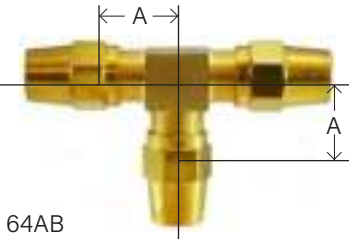


62AB  
AB62  
SAE# 120101BA

| PART # | TUBE O.D. | A    | HEX  | APPROX. WT. LBS. | LIST PRICE |
|--------|-----------|------|------|------------------|------------|
| 38179  | 1/4"      | 0.81 | 0.44 | 0.08             | ---        |
| 38180  | 3/8"      | 1.10 | 0.56 | 0.14             | ---        |
| 38181  | 1/2"      | 1.07 | 0.69 | 0.24             | ---        |
| 38182  | 5/8"      | 1.41 | 0.81 | 0.34             | ---        |
| 38183  | 3/4"      |      |      |                  | ---        |

62AB 1362

### TEE



64AB  
AB64  
SAE# 120401BA

| PART # | TUBE O.D. | A    | APPROX. WT. LBS. | LIST PRICE |
|--------|-----------|------|------------------|------------|
| 38188  | 1/4"      | 0.62 | 0.16             | ---        |
| 38189  | 3/8"      | 0.82 | 0.24             | ---        |


264AB 1364

**WARNING:** This product can expose you to chemicals, including lead, which are known to the State of California to cause cancer and birth defects or other reproductive harm. For more information, visit [www.P65Warnings.ca.gov](http://www.P65Warnings.ca.gov)

BRASS

**D.O.T. AIR BRAKE - COPPER TUBING**

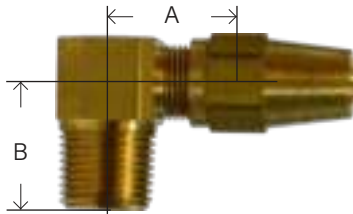
## BRASS FITTINGS

**MALE ADAPTER**

68AB  
AB68  
SAE# 120102BA

| PART # | TUBE O.D. X MALE NPTF | A    | HEX  | APPROX. WT. LBS. | LIST PRICE |
|--------|-----------------------|------|------|------------------|------------|
| 38217  | 1/4" x 1/8"           | 0.88 | 0.43 | 0.06             | ---        |
| 38218  | 1/4" x 1/4"           | 0.97 | 0.56 | 0.08             | ---        |
| 38220  | 3/8" x 1/8"           |      |      |                  |            |
| 38221  | 3/8" x 1/4"           | 1.09 | 0.56 | 0.10             | ---        |
| 38222  | 3/8" x 3/8"           | 1.19 | 0.69 | 0.12             | ---        |
| 38223  | 3/8" x 1/2"           | 1.45 | 0.87 | 0.18             | ---        |
| 38224  | 1/2" x 1/4"           | 1.32 | 0.69 | 0.16             | ---        |
| 38225  | 1/2" x 3/8"           | 1.35 | 0.69 | 0.18             | ---        |
| 38226  | 1/2" x 1/2"           | 1.51 | 0.87 | 0.24             | ---        |
| 38228  | 5/8" x 1/2"           | 1.57 | 0.87 | 0.24             | ---        |
| 38229  | 3/4" x 1/2"           | 1.67 | 1.00 | 0.34             | ---        |

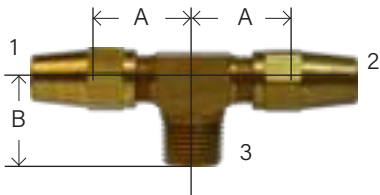
68AB 368

**90° MALE ELBOW**

69AB  
AB69  
SAE# 120202BA

| PART # | TUBE O.D. X MALE NPTF | A    | B    | APPROX. WT. LBS. | LIST PRICE |
|--------|-----------------------|------|------|------------------|------------|
| 38235  | 1/4" x 1/8"           | 0.64 | 0.76 | 0.08             | ---        |
| 38236  | 1/4" x 1/4"           | 0.69 | 0.88 | 0.10             | ---        |
| 38237  | 1/4" x 3/8"           | 0.73 | 0.86 | 0.14             | ---        |
| 38239  | 3/8" x 1/4"           | 0.80 | 0.93 | 0.12             | ---        |
| 38240  | 3/8" x 3/8"           | 0.83 | 0.90 | 0.16             | ---        |
| 38241  | 3/8" x 1/2"           |      |      |                  | ---        |
| 38243  | 1/2" x 3/8"           | 0.92 | 0.98 | 0.22             | ---        |
| 38244  | 1/2" x 1/2"           | 1.04 | 1.19 | 0.30             | ---        |
| 38245  | 5/8" x 3/8"           |      |      |                  | ---        |
| 38246  | 5/8" x 1/2"           | 1.10 | 1.25 | 0.36             | ---        |
| 38247  | 3/4" x 1/2"           |      |      |                  | ---        |

269AB 1369

**MALE BRANCH TEE**

72AB  
AB72  
SAE# 120425BA

| PART # | TUBE O.D. X MALE NPTF (1&2)X3 | A    | B    | APPROX. WT. LBS. | LIST PRICE |
|--------|-------------------------------|------|------|------------------|------------|
| 38278  | 3/8" x 1/4"                   | 0.78 | 0.91 | 0.18             | ---        |
| 38279  | 3/8" x 3/8"                   | 0.85 | 0.92 | 0.24             | ---        |

272AB 1372

**WARNING:** This product can expose you to chemicals, including lead, which are known to the State of California to cause cancer and birth defects or other reproductive harm. For more information, visit [www.P65Warnings.ca.gov](http://www.P65Warnings.ca.gov)

# D.O.T. AIR BRAKE - HOSE/ ENDS

BRASS FITTINGS

## D.O.T. AIR BRAKE REUSABLE HOSE/ FITTINGS



**•Typical Application**

Air Brake hose connections.  
Meets SAE & DOT specifications  
(FMVCS 10 GAL)

**•Pressure**

Determined by maximum working pressure for hose size.  
Up to 125 psi

Temperature: -400F to + 1200 F ( -40°C to +48°C )

**•Advantages**

Can be used for nearly any brake line. Easy to assemble with a good selection of hose end configurations. Brass material offers excellent resistance against corrosion.

**• Tolerance**

+/- .02 on all dimensions. Dimension data can change

without notice. Please call us when dimensions are critical.

**•Assembly Instructions**

- 1- Slide nut and sleeve onto hose. Make sure bevel edge of sleeve faces out toward fitting.
- 2- Push hose into fitting until it bottoms.
- 3- Screw nut until contact is made with body hex.

NOTE: When reassembling fitting, body and nut should be inspected. Only reuse if in proper condition. Sleeves should never be reused.

### SLEEVE

FERRULE

60HE  
HE60



| PART # | HOSE I.D. SIZE | APPROX. WT. LBS. | LIST PRICE |
|--------|----------------|------------------|------------|
| 38300  | 3/8"           | 0.02             | ---        |
| 38301  | 1/2"           | 0.02             | ---        |

#60HC 3380-A 0903610 367 60RB

### NUT

61HE  
HE61



| PART # | HOSE I.D. SIZE | APPROX. WT. LBS. | LIST PRICE |
|--------|----------------|------------------|------------|
| 38306  | 3/8"           | 0.04             | ---        |
| 38307  | 1/2"           | 0.06             | ---        |

61RB #61HC 369 3380-B 0903624

### NUT FOR USE WITH SPRING

61HES  
HE61N



| PART # | HOSE I.D. SIZE | THREAD    | APPROX. WT. LBS. | LIST PRICE |
|--------|----------------|-----------|------------------|------------|
| 38312  | 3/8"           | 31/32-20  | 0.04             | ---        |
| 38313  | 1/2"           | 1-3/32-20 | 0.06             | ---        |

#61HCS 0903613 3380-D 61RBSG

**WARNING:** This product can expose you to chemicals, including lead, which are known to the State of California to cause cancer and birth defects or other reproductive harm. For more information, visit [www.P65Warnings.ca.gov](http://www.P65Warnings.ca.gov)

BRASS

**D.O.T. AIR BRAKE - HOSE/ ENDS**

## BRASS FITTINGS

**SPRING**61HSG  
HE61G

| PART # | HOSE I.D. | APPROX. WT. LBS. | LIST PRICE |
|--------|-----------|------------------|------------|
| 38351  | 3/8"      | 0.20             | ---        |
| 38352  | 1/2"      | 0.22             | ---        |

#60SG 0901045 3380-C 377

**NUT AND SPRING ASSEMBLY**

HE61NG

| PART # | HOSE I.D. SIZE | APPROX. WT. LBS. | LIST PRICE |
|--------|----------------|------------------|------------|
| 38015  | 3/8"           | 0.18             | ---        |
| 38016  | 1/2"           | 0.24             | ---        |

379 67RBSG 0999999

**UNION**62HE  
HE62

| PART # | HOSE I.D. | THREAD   | APPROX. WT. LBS. | LIST PRICE |
|--------|-----------|----------|------------------|------------|
| 38318  | 3/8"      | 31/32-20 | 0.32             | ---        |
| 38319  | 1/2"      | 1-1/8-20 | 0.48             | ---        |

#62HC 3380B-Y0 362



BODY ONLY

| PART # | HOSE I.D. | THREAD   | APPROX. WT. LBS. | LIST PRICE |
|--------|-----------|----------|------------------|------------|
| 39318  | 3/8"      | 31/32-20 | 0.32             | ---        |
| 39319  | 1/2"      | 1-1/8-20 | 0.48             | ---        |

**FEMALE CONNECTOR HOSE**

66HEA

| PART # | HOSE I.D. X FEMALE ABS | APPROX. WT. LBS. | LIST PRICE |
|--------|------------------------|------------------|------------|
| 38357  | 3/8" x 3/4-20          | 0.24             | ---        |
| 38358  | 1/2" x 7/8-20          | 0.39             | ---        |

#66ABS 66RBSV 3380B-Y7 386



BODY ONLY

| PART # | HOSE I.D. X FEMALE ABS | APPROX. WT. LBS. | LIST PRICE |
|--------|------------------------|------------------|------------|
| 39357  | 3/8" x 3/4-20          | 0.24             | ---        |
| 39358  | 1/2" x 7/8-20          | 0.38             | ---        |

**MALE CONNECTOR**68HEA  
HE68S

| PART # | HOSE I.D. X MALE PIPE | APPROX. WT. LBS. | LIST PRICE |
|--------|-----------------------|------------------|------------|
| 38363  | 3/8" x 1/4"           | 0.38             | ---        |
| 38364  | 1/2" x 3/8"           | 0.46             | ---        |

#68ABS 09155 3380B-Y8 387

**WARNING:** This product can expose you to chemicals, including lead, which are known to the State of California to cause cancer and birth defects or other reproductive harm. For more information, visit [www.P65Warnings.ca.gov](http://www.P65Warnings.ca.gov)

# D.O.T. AIR BRAKE - HOSE/ENDS

BRASS FITTINGS

## ADAPTER FOR SWIVEL TYPE REUSABLE AND CRIMPED ON



68HEAB  
1390

| PART # | MALE ABS<br>X MALE PIPE | ABS<br>THREAD | APPROX.<br>WT. LBS. | LIST PRICE |
|--------|-------------------------|---------------|---------------------|------------|
| 38369  | 3/8" x 1/4"             | 3/4-20        | 0.05                | ---        |
| 38368  | 3/8" x 3/8"             | 3/4-20        | 0.08                | ---        |
| 38372  | 3/8" x 1/2"             | 3/4-20        | 0.12                | ---        |
| 38370  | 1/2" x 3/8"             | 7/8-20        | 0.10                | ---        |
| 38371  | 1/2" x 1/2"             | 7/8-20        | 0.12                | ---        |

#68ABS 1390 76RB 388

## MALE ADAPTER



68HE  
HE68

| PART # | HOSE I.D.<br>X MALE PIPE | APPROX.<br>WT. LBS. | LIST PRICE |
|--------|--------------------------|---------------------|------------|
| 38333  | 3/8" x 1/4"              | 0.22                | ---        |
| 38334  | 3/8" x 3/8"              | 0.24                | ---        |
| 38335  | 3/8" x 1/2"              | 0.26                | ---        |
| 38336  | 1/2" x 3/8"              | 0.33                | ---        |
| 38337  | 1/2" x 1/2"              | 0.36                | ---        |

#68HC 368 3380B-Y2 68RB

## ADAPTER BODY



68HEB  
HE68B

| PART # | HOSE I.D.<br>X MALE PIPE | APPROX.<br>WT. LBS. | LIST PRICE |
|--------|--------------------------|---------------------|------------|
| 38324  | 3/8" x 1/4"              | 0.12                | ---        |
| 38325  | 3/8" x 3/8"              | 0.14                | ---        |
| 38326  | 3/8" x 1/2"              | 0.20                | ---        |
| 38327  | 1/2" x 3/8"              | 0.18                | ---        |
| 38328  | 1/2" x 1/2"              | 0.20                | ---        |

#68B W1391Z

## MALE ADAPTER



68HES  
HE68G

| PART # | HOSE I.D.<br>X MALE PIPE | APPROX.<br>WT. LBS. | LIST PRICE |
|--------|--------------------------|---------------------|------------|
| 38342  | 3/8" x 1/4"              | 0.32                | ---        |
| 38343  | 3/8" x 3/8"              | 0.34                | ---        |
| 38344  | 3/8" x 1/2"              | 0.38                | ---        |
| 38345  | 1/2" x 3/8"              | 0.48                | ---        |
| 38346  | 1/2" x 1/2"              | 0.52                | ---        |

#68HCS 3380B-Y3 68RBSG 378

**WARNING:** This product can expose you to chemicals, including lead, which are known to the State of California to cause cancer and birth defects or other reproductive harm. For more information, visit [www.P65Warnings.ca.gov](http://www.P65Warnings.ca.gov)

BRASS

# GLADHANDS

## ALUMINUM GLADHANDS



PORT A

- 1/2" FPT port
- Aluminum Casting
- Permanent Clamp Screw
- Black rubber seals
- Stainless Steel filter
- Meet SAE J318 requirements

| PART # | DESCRIPTION           | MATERIAL | SEAL       | FILTER | PORT A | LIST PRICE |
|--------|-----------------------|----------|------------|--------|--------|------------|
| 39870  | Universal             | Aluminum | Blk Rubber | No     | 1/2"   | ---        |
| 39871  | Universal with filter | Aluminum | Blk Rubber | Yes    | 1/2"   | ---        |
| 39877  | Emergency Red         | Aluminum | Blk Rubber | No     | 1/2"   | ---        |
| 39878  | Emergency with filter | Aluminum | Blk Rubber | Yes    | 1/2"   | ---        |
| 39874  | Service Blue          | Aluminum | Blk Rubber | No     | 1/2"   | ---        |
| 39875  | Service with filter   | Aluminum | Blk Rubber | Yes    | 1/2"   | ---        |

## PLATED ALUMINUM GLADHANDS



| PART # | DESCRIPTION         | MATERIAL        | SEAL       | FILTER | PORT A | LIST PRICE |
|--------|---------------------|-----------------|------------|--------|--------|------------|
| 39832  | Universal Standard  | Plated Aluminum | Blk Rubber | No     | 1/2"   | ---        |
| 39833  | Service - Blue      | Plated Aluminum | Blk Rubber | No     | 1/2"   | ---        |
| 39834  | Emergency - Red     | Plated Aluminum | Blk Rubber | No     | 1/2"   | ---        |
| 39828  | Service 38 degree   | Plated Aluminum | Blk Rubber | No     | 1/2"   | ---        |
| 39829  | Emergency 38 degree | Plated Aluminum | Blk Rubber | No     | 1/2"   | ---        |
| 39830  | Service 38 degree   | Plated Aluminum | Blk Rubber | No     | 3/8"   | ---        |
| 39831  | Emergency 38 degree | Plated Aluminum | Blk Rubber | No     | 3/8"   | ---        |

## CAST IRON GLADHANDS



PORT A

- 1/2" FPT port
- One-piece casting eliminates problems with clamp separation
- "Positive-stop" post, assures a perfect connection
- Polyurethane seal resist oils, chemicals & provide improved sealing & service life
- Gladhands meet SAE J318 requirements including breakaway requirement.

| PART # | DESCRIPTION | MATERIAL  | SEAL               | FILTER | PORT A | LIST PRICE |
|--------|-------------|-----------|--------------------|--------|--------|------------|
| 39506  | Universal   | Cast Iron | Black Polyurethane | No     | 1/2"   | ---        |
| 39507  | Emergency   | Cast Iron | Red Polyurethane   | No     | 1/2"   | ---        |
| 39508  | Service     | Cast Iron | Blue Polyurethane  | No     | 1/2"   | ---        |

## ANGLE MOUNT ALUMINUM GLADHANDS


 PORT A  
 PORT B

- For use in trailer mounting locations
- Dual port provides connection options
- Powder-coated clamp plates are color coded for easy identification
- Port "A" comes standard as unplugged
- (2) 3/8 inch FPT Ports (one plugged).
- (2) 11/32 inch diameter mounting holes.
- Available with Port "B" plugged or unplugged (plug is included, loose in bag)
- Meet SAE J318

| PART # | TYPE      | MATERIAL | SEAL       | FILTER | PORT A    | PORT B  | LIST PRICE |
|--------|-----------|----------|------------|--------|-----------|---------|------------|
| 39511  | Emergency | Aluminum | Blk Rubber | No     | Unplugged | Plugged | ---        |
| 39512  | Service   | Aluminum | Blk Rubber | No     | Unplugged | Plugged | ---        |

**WARNING:** This product can expose you to chemicals, including lead, which are known to the State of California to cause cancer and birth defects or other reproductive harm. For more information, visit [www.P65Warnings.ca.gov](http://www.P65Warnings.ca.gov)

**POWDER COATED IRON GLADHAND**

- Tough powder coating improves wear & corrosion resistance
- Vividly colored to provide improved identification of service & emergency lines
- Stainless steel plate eliminates corrosion of the mating surface
- Polyurethane seal resist oil, chemicals, provide improved sealing & service life
- Meet or exceeds SAE J318 standard



PORT A

| PART # | DESCRIPTION                  | FILTER | PORT A | LIST PRICE |
|--------|------------------------------|--------|--------|------------|
| 39509  | Service with blue poly seal  | Yes    | 1/2"   | ---        |
| 39510  | Emergency with red poly seal | Yes    | 1/2"   | ---        |

**BRACKET MOUNT SWING AWAY GLADHAND**

- Bracket allows 180° rotation allowing for easy hookups, eliminating the need to twist lines during connections
  - Helps protect rear-trailer gladhands when not in use
  - Filter and closed seal are recommended
  - Spring design provides consistent tension throughout rotation
  - Design provides both back port and bottom port capabilities
- Gladhand mount - 1/2" Male Thread



| PART # | DESCRIPTION     | MATERIAL | SEAL       | FILTER | LIST PRICE |
|--------|-----------------|----------|------------|--------|------------|
| 39515  | Service (Blue)  | Aluminum | Blk Rubber | yes    | ---        |
| 39516  | Emergency (Red) | Aluminum | Blk Rubber | yes    | ---        |

**KNOB STYLE SHUTOFF GLADHAND**

- Economical trailer shutoff gladhand
- Centered low-profile "snap-stop" knob
- Full face rubber seal
- Available with assembled or separate fittings.
- Meets SAE J318



| PART # | DESCRIPTION          | MATERIAL | SEAL       | FILTER | LIST PRICE |
|--------|----------------------|----------|------------|--------|------------|
| 39520  | 1/2" Service (Blue)  | Aluminum | Blk Rubber | No     | ---        |
| 39521  | 3/8" Service (Blue)  | Aluminum | Blk Rubber | No     | ---        |
| 39522  | 1/2" Emergency (Red) | Aluminum | Blk Rubber | No     | ---        |
| 39524  | 3/8" Emergency (Red) | Aluminum | Blk Rubber | No     | ---        |

**LEVER STYLE SHUTOFF GLADHAND**

- Flange mount
- Metal handle shutoff
- Full face rubber seal
- Tough metal Ball valve
- Color coded
- Meets SAE J318



PORT A

| PART # | DESCRIPTION     | MATERIAL | SEAL       | FILTER | PORT A NPT | PORT B NPT | LIST |
|--------|-----------------|----------|------------|--------|------------|------------|------|
| 39531  | Emergency (Red) | Aluminum | Blk Rubber | No     | 3/8"       | 1/4"       | ---  |
| 39530  | Service (Blue)  | Aluminum | Blk Rubber | No     | 3/8"       | 1/4"       | ---  |

**WARNING:** This product can expose you to chemicals, including lead, which are known to the State of California to cause cancer and birth defects or other reproductive harm. For more information, visit [www.P65Warnings.ca.gov](http://www.P65Warnings.ca.gov)

# AIR

## BRASS FITTINGS

### GLADHAND GRIPS



1/2" NPTF.

- Comes with hardware and sealant
- Color-coded red and blue for easy air line identification - clamshell
- Handles are heat, oil and UV-resistant.
- Meet SAE J318

| PART # | DESCRIPTION        | LIST PRICE |
|--------|--------------------|------------|
| 39535  | Poly grip hardware | ---        |



### ALUMINUM GLADHAND GRIPS

- 1/2" NPTF
- Each pack contains (1) red and (1) blue - clamshell
- One piece design
- No screws or plastic parts
- Easy to install
- Class II anodized coating provides greater corrosion resistance

| PART # | DESCRIPTION | LIST PRICE |
|--------|-------------|------------|
| 39537  | Sure grip   | ---        |



### GLADHAND PACIFIER SEAL

- Seals Gladhand from moisture, dirt and debris

| PART # | DESCRIPTION       | LIST PRICE |
|--------|-------------------|------------|
| 39566  | Gladhand pacifier | ---        |

### GLADHAND SEALS

Seal Options:

- Rubber
- Polyurethane
- With screen filter
- Double lip
- Filter screen only



| PART # | DESCRIPTION                             | LIST PRICE |
|--------|---|------------|
| 39541  | Blue, Polyurethane                      | ---        |
| 39542  | Red, Polyurethane                       | ---        |
| 39543  | Black, Polyurethane                     | ---        |
| 39556  | Blue with a screen filter Polyurethane  | ---        |
| 39557  | Red with a screen filter Polyurethane   | ---        |
| 39558  | Black with a screen filter Polyurethane | ---        |
| 39550  | Blue Double lip, Polyurethane           | ---        |
| 39551  | Red Double Lips, Polyurethane           | ---        |
| 39552  | Double Lip, Polyurethane                | ---        |
| 39544  | Grey, Closed Style, Polyurethane        | ---        |
| 39560  | Filter, Screen, Gladhand                | ---        |
| 39559  | Filter, Screen, Gladhand                | ---        |

**WARNING:** This product can expose you to chemicals, including lead, which are known to the State of California to cause cancer and birth defects or other reproductive harm. For more information, visit [www.P65Warnings.ca.gov](http://www.P65Warnings.ca.gov)



# NYLON DOT AIR BRAKE TUBING

BRASS FITTINGS



## NYLON DOT AIR BRAKE TUBING

- Air Brake Tubing available from inventory in a large variety of colors and sizes
- Superior cold weather flexibility and abrasion resistance
- UV and ozone resistant nylon
- Meets or exceeds SAE J844 (Type A - non-reinforced & Type B - reinforced)
- Meets or exceeds DOT requirements for use with compression fittings (NOTE: SAE does not recognize 1/8", 5/32" or 3/16" O.D. tubing for use with air brake systems)
- Air Brake Tubing identified per SAE J844 & FMVSS No. 106 Brake Hoses, 49 CFR 571.106
- Conforms to our own rigorous qualification and inspection testing which exceeds SAE and DOT requirements
- Designed to operate at up to 150 psi in air brake systems
- Resistant to attack by gasoline, diesel fuel and commonly used road and cleaning chemicals
- Air Brake Tubing available on bulk spools or by packages
- Operating range: -40°- 200°F - Not made for fuel

| PART NUMBER | COLOR  | LENGTH | NOMI-NAL O.D. | NOMI-NAL WALL | LIST | PART NUMBER | COLOR  | LENGTH | NOMI-NAL O.D. | NOMI-NAL WALL | LIST |
|-------------|--------|--------|---------------|---------------|------|-------------|--------|--------|---------------|---------------|------|
| 38950       | Black  | 100'   | 1/8"          | 0.023"        | ---  | 38960G      | Green  | 100'   | 3/8"          | 0.062"        | ---  |
| 3895BA      | Black  | 50'    | 1/8"          | 0.023"        | ---  | 38960GA     | Green  | 50'    | 3/8"          | 0.062"        | ---  |
| 38951       | Black  | 100'   | 5/32"         | 0.032"        | ---  | 38960R5     | Red    | 500'   | 3/8"          | 0.062"        | ---  |
| 38951BA     | Black  | 50'    | 5/32"         | 0.032"        | ---  | 38960RA     | Red    | 50'    | 3/8"          | 0.062"        | ---  |
| 38953       | Black  | 100'   | 3/16"         | 0.035"        | ---  | 38960Y      | Yellow | 100'   | 3/8"          | 0.062"        | ---  |
| 38953BA     | Black  | 50'    | 3/16"         | 0.035"        | ---  | 38960YA     | Yellow | 50'    | 3/8"          | 0.062"        | ---  |
| 389522      | Black  | 500'   | 1/4"          | 0.040"        | ---  | 38965       | Black  | 100'   | 1/2"          | 0.062"        | ---  |
| 38952       | Black  | 100'   | 1/4"          | 0.040"        | ---  | 38965BA     | Black  | 50'    | 1/2"          | 0.062"        | ---  |
| 38952BA     | Black  | 50'    | 1/4"          | 0.040"        | ---  | 38965U5     | Blue   | 500'   | 1/2"          | 0.062"        | ---  |
| 38952U      | Blue   | 100'   | 1/4"          | 0.040"        | ---  | 38965U      | Blue   | 100'   | 1/2"          | 0.062"        | ---  |
| 38952UA     | Blue   | 50'    | 1/4"          | 0.040"        | ---  | 38965UA     | Blue   | 50'    | 1/2"          | 0.062"        | ---  |
| 38952O      | Orange | 100'   | 1/4"          | 0.040"        | ---  | 38965G      | Green  | 100'   | 1/2"          | 0.062"        | ---  |
| 38952OA     | Orange | 50'    | 1/4"          | 0.040"        | ---  | 38965R5     | Red    | 500'   | 1/2"          | 0.062"        | ---  |
| 38952G      | Green  | 100'   | 1/4"          | 0.040"        | ---  | 38965R      | Red    | 100'   | 1/2"          | 0.062"        | ---  |
| 38952GA     | Green  | 50'    | 1/4"          | 0.040"        | ---  | 38965RA     | Red    | 50'    | 1/2"          | 0.062"        | ---  |
| 38952R      | Red    | 100'   | 1/4"          | 0.040"        | ---  | 38970       | Black  | 100'   | 5/8"          | 0.092"        | ---  |
| 38952RA     | Red    | 50'    | 1/4"          | 0.040"        | ---  | 38970BA     | Black  | 50'    | 5/8"          | 0.092"        | ---  |
| 38952Y1     | Yellow | 1000'  | 1/4"          | 0.040"        | ---  | 38970G      | Green  | 100'   | 5/8"          | 0.092"        | ---  |
| 38952Y      | Yellow | 100'   | 1/4"          | 0.040"        | ---  | 38970GA     | Green  | 50'    | 5/8"          | 0.092"        | ---  |
| 38954       | Black  | 100'   | 5/16"         | 0.040"        | ---  | 38970RA     | Red    | 50'    | 5/8"          | 0.092"        | ---  |
| 38954BA     | Black  | 50'    | 5/16"         | 0.040"        | ---  | 38975BC     | Black  | 250'   | 3/4"          | 0.092"        | ---  |
| 38960B1     | Black  | 1000'  | 3/8"          |               |      | 38975       | Black  | 100'   | 3/4"          | 0.092"        | ---  |
| 38960B5     | Black  | 500'   | 3/8"          | 0.062"        | ---  | 38975BA     | Black  | 50'    | 3/4"          | 0.092"        | ---  |
| 38960       | Black  | 100'   | 3/8"          | 0.062"        | ---  | 38975GA     | Green  | 50'    | 3/4"          | 0.092"        | ---  |
| 38960BA     | Black  | 50'    | 3/8"          | 0.062"        | ---  |             |        |        |               |               |      |
| 38960U5     | Blue   | 500'   | 3/8"          | 0.062"        | ---  |             |        |        |               |               |      |
| 38960U      | Blue   | 100'   | 3/8"          | 0.062"        | ---  |             |        |        |               |               |      |
| 38960UA     | Blue   | 50'    | 3/8"          | 0.062"        | ---  |             |        |        |               |               |      |
| 38960O5     | Orange | 500'   | 3/8"          | 0.062"        | ---  |             |        |        |               |               |      |
| 38960O      | Orange | 100'   | 3/8"          | 0.062"        | ---  |             |        |        |               |               |      |

# FUEL LINE AND AIR BRAKE HOSE

## BRASS FITTINGS

### FUEL LINE AND VAPOR EMISSION



- SAE 30R7
- Nitrile tube w/ spiral synthetic cord, hypalon cover.
- 50 p.s.i. working pressure. 1/2 -35 PSI
- -40° F to + 257° F temperature range.
- Low pressure/ high temperature fuel for cars, light trucks, and small engines.
- Meets SAE J1402

| PART # | ID   | OD   | LENGTH | LIST PRICE |
|--------|------|------|--------|------------|
| 38926  | 5/16 | 9/16 | 25'    | ---        |
| 38923  | 1/4  | 1/2  | 25'    | ---        |
| 38927  | 3/8  | 5/8  | 50'    | ---        |

### AIR BRAKE HOSE



• Black

- Spiral synthetic cord reinforcement with neoprene cover.
- -40° F to +200° F temperature range.
- Max operating pressure 255 psi
- Max burst pressure 900 psi
- Meets SAE J1402

| PART # | ID  | OD  | LENGTH | LIST PRICE |
|--------|-----|-----|--------|------------|
| 38910  | 3/8 | 3/4 | 50'    | ---        |
| 38915  | 1/2 | 7/8 | 50'    | ---        |
| 38916  | 1/2 | 7/8 | 250'   | ---        |
| 38911  | 3/8 | 3/4 | 250'   | ---        |

### AIRBRAKE HOSE REPAIR KIT



- Fittings to repair hose with a minimum 3/4" OD
- Meets DOT 106 SAE j1402
- Brass sleeve and barb
- Pre-applied sealant

| PART # | DESCRIPTION                        | LIST PRICE |
|--------|------------------------------------|------------|
| 39855  | 3/8" Quick fix hose fitting        | ---        |
| *39856 | 3/8" Quick fix hose kit- clam pack | ---        |
| 39857  | 1/2" Quick fix hose fitting        | ---        |

\*Supplied with hex tool

### TARP STRAPS



- Heavy Duty EPDM tarp straps
- Longer lasting than rubber
- Greater stretch length
- Ozone and weather resilient
- Made in the USA

| PART # | STRAP LENGTH | MATERIAL | DESCRIPTION            | QTY | LIST PRICE |
|--------|--------------|----------|------------------------|-----|------------|
| 990790 | 10"          | EPDM     | Tarp strap with S hook | 50  | ---        |
| 990791 | 15"          | EPDM     | Tarp strap with S hook | 50  | ---        |
| 990792 | 21"          | EPDM     | Tarp strap with S hook | 50  | ---        |
| 990793 | 31"          | EPDM     | Tarp strap with S hook | 50  | ---        |
| 990794 | 41"          | EPDM     | Tarp strap with S hook | 50  | ---        |

### UV BLACK Cable tie straps



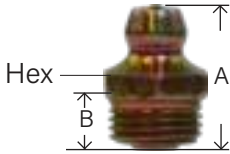
| PART # | LENGTH | STRENGTH | PACKAGE QTY | LIST PRICE |
|--------|--------|----------|-------------|------------|
| 95610  | 7 1/2" | 50lb     | 100         | ---        |
| 95611  | 14"    | 50 lb    | 100         | ---        |
| 95612  | 24"    | 175lb    | 50          | ---        |
| 95613  | 36"    | 175lb    | 50          | ---        |

**WARNING:** This product can expose you to chemicals, including lead, which are known to the State of California to cause cancer and birth defects or other reproductive harm. For more information, visit [www.P65Warnings.ca.gov](http://www.P65Warnings.ca.gov)

# STEEL GREASE FITTINGS

## BRASS FITTINGS

### PIPE THREAD



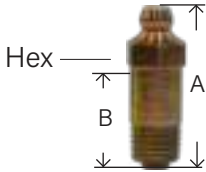
- Assortments also available
  - Exceeds 12hr salt spray
- Meets SAE #J-534C

| PART #  | SIZE           | A    | B    | HEX   | APPROX. WT. LBS. | LIST PRICE |
|---------|----------------|------|------|-------|------------------|------------|
| 36110   | 1/8" -27 NPTF  | 0.66 | 0.28 | 0.437 | 0.01             | ---        |
| 36110SS | 303 SS         | 0.68 | 0.29 | 0.437 | 0.01             | ---        |
| 36111   | Thread Forming | 0.62 | 0.23 | 0.437 | 0.01             | ---        |

BALL CHECK - 1/8-27 NPTF

#610 1610 2800 1720 5000

### PIPE THREAD

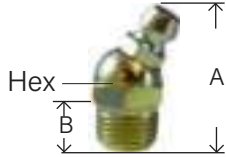


| PART # | SIZE          | A    | B    | HEX   | APPROX. WT. LBS. | LIST PRICE |
|--------|---------------|------|------|-------|------------------|------------|
| 36112  | 1/8" -27 NPTF | 1.25 | 0.22 | 0.437 | 0.02             | ---        |
| 36113  | 1/8" -27 NPTF | 1.75 | 1.26 | 0.437 | 0.02             | ---        |

BALL CHECK

#607 1607 2800 1669 5003

### PIPE THREAD

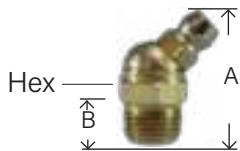


| PART # | SIZE          | A    | B    | HEX   | APPROX. WT. LBS. | LIST PRICE |
|--------|---------------|------|------|-------|------------------|------------|
| 36114  | 1/8" -27 NPTF | 0.90 | 0.30 | 0.437 | 0.01             | ---        |

30° ANGLE BALL CHECK

#611 1611 2830 5100

### PIPE THREAD

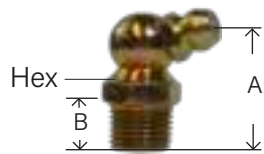


| PART #  | SIZE          | A    | B    | HEX   | APPROX. WT. LBS. | LIST PRICE |
|---------|---------------|------|------|-------|------------------|------------|
| 36116   | 1/8" -27 NPTF | 0.88 | 0.22 | 0.437 | 0.01             | ---        |
| 36116SS | 303 SS        | 0.95 | 0.29 | 0.437 | 0.01             | ---        |

45° ANGLE BALL CHECK

#688 1688 2845 5200

### PIPE THREAD




| PART # | SIZE          | A    | B    | HEX   | APPROX. WT. LBS. | LIST PRICE |
|--------|---------------|------|------|-------|------------------|------------|
| 36118  | 1/8" -27 NPTF | 0.86 | 0.30 | 0.437 | 0.01             | ---        |

65° ANGLE BALL CHECK

#612 1612 2865 5300

### PIPE THREAD

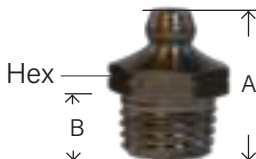


| PART #  | SIZE          | A    | B    | HEX   | APPROX. WT. LBS. | LIST PRICE |
|---------|---------------|------|------|-------|------------------|------------|
| 36120   | 1/8" -27 NPTF | 0.84 | 0.30 | 0.437 | 0.01             | ---        |
| 36120SS | 303 SS        | 0.84 | 0.29 | 0.437 | 0.01             | ---        |
| 36121   | 1/8" -27 NPTF | 1.81 | 1.25 | 0.437 | 0.01             | ---        |

90° ANGLE BALL CHECK

#613 1613 2890 5400 5407

### PIPE THREAD



| PART #  | SIZE          | A    | B    | HEX   | APPROX. WT. LBS. | LIST PRICE |
|---------|---------------|------|------|-------|------------------|------------|
| 36130   | 1/4" -18 NPTF | 0.84 | 0.30 | 0.437 | 0.02             | ---        |
| 36130SS | 303 SS        | 0.87 | 0.42 | 0.437 | 0.02             | ---        |

BALL CHECK - 1/4-18 NPTF

#627 1627 2900K 5050

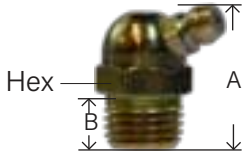
**WARNING:** This product can expose you to chemicals, including lead, which are known to the State of California to cause cancer and birth defects or other reproductive harm. For more information, visit [www.P65Warnings.ca.gov](http://www.P65Warnings.ca.gov)

BRASS

**STEEL GREASE FITTINGS**

## BRASS FITTINGS

## PIPE THREAD



| PART # | SIZE         | A    | B    | HEX  | APPROX. WT. LBS. | LIST PRICE |
|--------|--------------|------|------|------|------------------|------------|
| 36132  | 1/4"-18 NPTF | 0.97 | 0.34 | 0.56 | 0.02             | ---        |

65° ANGLE BALL CHECK #629 1629 2965 5350

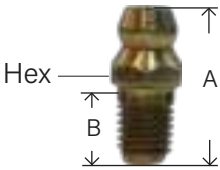
## 1/4-28 TAPER THREAD



| PART #  | SIZE         | A    | B    | HEX  | APPROX. WT. LBS. | LIST PRICE |
|---------|--------------|------|------|------|------------------|------------|
| 36140   | 1/4"-28 NPTF | 0.54 | 0.18 | 0.31 | 0.01             | ---        |
| 36140SS | 303 SS       | 0.54 | 0.18 | 0.31 | 0.01             | ---        |

SHORT BALL CHECK - 1/4-28 NPTF #641 1641 2400 3038 5010

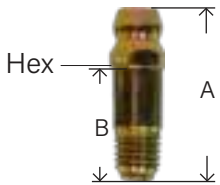
## 1/4-28 TAPER THREAD



| PART # | SIZE                 | A    | B    | HEX   | APPROX. WT. LBS. | LIST PRICE |
|--------|----------------------|------|------|-------|------------------|------------|
| 36142  | 1/4"-28 Taper Thread | 0.69 | 0.34 | 0.312 | 0.01             | ---        |

LONG BALL CHECK #652 1652 2400 5013

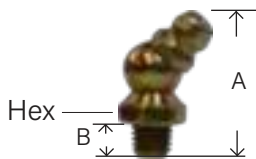
## 1/4-28 TAPER THREAD



| PART # | SIZE                 | A    | B    | HEX   | APPROX. WT. LBS. | LIST PRICE |
|--------|----------------------|------|------|-------|------------------|------------|
| 36144  | 1/4"-28 Taper Thread | 0.92 | 0.60 | 0.312 | 0.02             | ---        |

EXTRA LONG BALL CHECK #680 1680 2400 5014

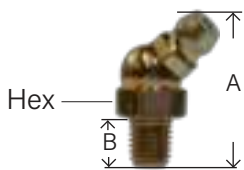
## 1/4-28 TAPER THREAD



| PART #  | SIZE                 | ANGLE | A    | B    | HEX   | APPROX. WT. LBS. | LIST PRICE |
|---------|----------------------|-------|------|------|-------|------------------|------------|
| 36146   | 1/4"-28 Taper Thread | 45°   | 0.82 | 0.20 | 0.375 | 0.02             | ---        |
| 36146SS | 303 SS               | 45°   | 0.81 | 0.20 | 0.375 | 0.02             | ---        |

SHORT 45° BALL CHECK #637 1637 2445 1665 2465 3010 5210


## 1/4-28 TAPER THREAD



| PART # | SIZE                 | A    | B    | HEX   | APPROX. WT. LBS. | LIST PRICE |
|--------|----------------------|------|------|-------|------------------|------------|
| 36148  | 1/4"-28 Taper Thread | 0.94 | 0.30 | 0.375 | 0.02             | ---        |

LONG 45° BALL CHECK #636 1630 2445

## 1/4-28 TAPER THREAD



SAE# A515002

| PART #  | SIZE                 | A    | B    | HEX   | APPROX. WT. LBS. | LIST PRICE |
|---------|----------------------|------|------|-------|------------------|------------|
| 36150   | 1/4"-28 Taper Thread | 0.75 | 0.10 | 0.375 | 0.02             | ---        |
| 36150SS | 303 SS               | 0.75 | 0.20 | 0.375 | 0.02             | ---        |

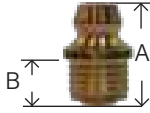
90° ANGLE BALL CHECK #911 1911 2490 3054 5410

**WARNING:** This product can expose you to chemicals, including lead, which are known to the State of California to cause cancer and birth defects or other reproductive harm. For more information, visit [www.P65Warnings.ca.gov](http://www.P65Warnings.ca.gov)

# STEEL GREASE FITTINGS

## BRASS FITTINGS

### DRIVE TYPE

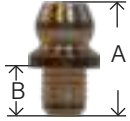


| PART # | SIZE  | A    | B    | APPROX. WT. LBS. | LIST PRICE |
|--------|-------|------|------|------------------|------------|
| 36160  | 5/16" | 0.55 | 0.25 | 0.01             | ---        |

BALL CHECK Drive Type

#608 1608 5021

### DRIVE TYPE




| PART # | SIZE  | A    | B    | APPROX. WT. LBS. | LIST PRICE |
|--------|-------|------|------|------------------|------------|
| 36164  | 3/16" | 0.52 | 0.25 | 0.01             | ---        |

BALL CHECK

#728 1728 2316 5033

### DRIVE TYPE

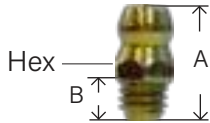


| PART #  | SIZE   | A    | B    | APPROX. WT. LBS. | LIST PRICE |
|---------|--------|------|------|------------------|------------|
| 36166   | 1/4"   | 0.55 | 0.23 | 0.01             | ---        |
| 36166SS | 303 SS | 0.55 | 0.23 | 0.01             | ---        |

BALL CHECK

#743 1743 214 5029

### METRIC

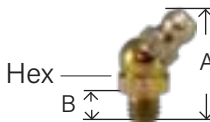


| PART # | SIZE    | A (MM) | B (MM) | HEX (MM) | APPROX. WT. LBS. | LIST PRICE |
|--------|---------|--------|--------|----------|------------------|------------|
| 36168  | 6MM x 1 | 16     | 3.7    | 7        | 0.01             | ---        |

( Diameter x Pitch )

#711 6000 2106 2M6 5175

### METRIC

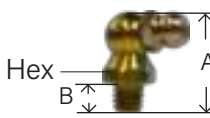


| PART # | SIZE    | A (MM) | B (MM) | HEX (MM) | APPROX. WT. LBS. | LIST PRICE |
|--------|---------|--------|--------|----------|------------------|------------|
| 36170  | 6MM x 1 | 21     | 3.7    | 9        | 0.02             | ---        |

45° ANGLE

#712 6045 2107 5176

### METRIC

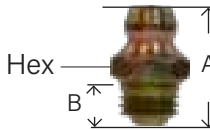


| PART # | SIZE    | A (MM) | B (MM) | HEX (MM) | APPROX. WT. LBS. | LIST PRICE |
|--------|---------|--------|--------|----------|------------------|------------|
| 36172  | 6MM x 1 | 18     | 3.7    | 9        | 0.02             | ---        |

90° ANGLE

#713 6090 2108 ZM906 5177

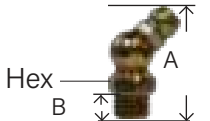
### METRIC



| PART # | SIZE    | A (MM) | B (MM) | HEX (MM) | APPROX. WT. LBS. | LIST PRICE |
|--------|---------|--------|--------|----------|------------------|------------|
| 36174  | 8MM x 1 | 16     | 3.7    | 9        | 0.02             | ---        |

#811 8000 2103 ZM58 5178

### METRIC



| PART # | SIZE    | A (MM) | B (MM) | HEX (MM) | APPROX. WT. LBS. | LIST PRICE |
|--------|---------|--------|--------|----------|------------------|------------|
| 36176  | 8MM x 1 | 21     | 3.7    | 9        | 0.02             | ---        |

45° ANGLE

#812 8045 2104 ZM458 5179

### METRIC



| PART # | SIZE    | A (MM) | B (MM) | HEX (MM) | APPROX. WT. LBS. | LIST PRICE |
|--------|---------|--------|--------|----------|------------------|------------|
| 36178  | 8MM x 1 | 18     | 3.7    | 9        | 0.02             | ---        |

90° ANGLE

#813 8090 2105 ZM908 5180

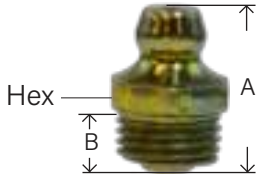
**WARNING:** This product can expose you to chemicals, including lead, which are known to the State of California to cause cancer and birth defects or other reproductive harm. For more information, visit [www.P65Warnings.ca.gov](http://www.P65Warnings.ca.gov)

BRASS

# STEEL GREASE FITTINGS

## BRASS FITTINGS

### METRIC

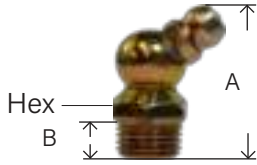


| PART # | SIZE     | A (MM) | B (MM) | HEX (MM) | APPROX. WT. LBS. | LIST PRICE |
|--------|----------|--------|--------|----------|------------------|------------|
| 36180  | 10MM x 1 | 16     | 3.7    | 11       | 0.02             | ---        |

• Diameter x pitch (extra fine)

#911 9000 2109 ZM510 5181

### METRIC

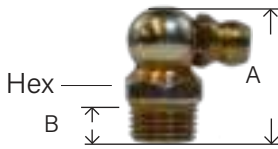


| PART # | SIZE     | A (MM) | B (MM) | HEX (MM) | APPROX. WT. LBS. | LIST PRICE |
|--------|----------|--------|--------|----------|------------------|------------|
| 36182  | 10MM x 1 | 21     | 3.7    | 11       | 0.02             | ---        |

45° ANGLE

#912 9045 2110 ZM4510 5182


### METRIC



| PART # | SIZE     | A (MM) | B (MM) | HEX (MM) | APPROX. WT. LBS. | LIST PRICE |
|--------|----------|--------|--------|----------|------------------|------------|
| 36184  | 10MM x 1 | 18     | 3.7    | 11       | 0.02             | ---        |

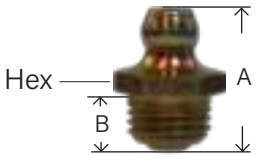
90° ANGLE

#913 9090 2111 ZM9010 5183



| PART # | SIZE     | A    | B    | HEX   | APPROX. WT. LBS. | LIST PRICE |
|--------|----------|------|------|-------|------------------|------------|
| 36186  | 5/16"-24 | 0.65 | 0.12 | 0.375 | 0.02             | ---        |

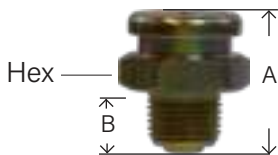
#711-B 1711 2500



| PART # | SIZE    | A    | B    | HEX   | APPROX. WT. LBS. | LIST PRICE |
|--------|---------|------|------|-------|------------------|------------|
| 36188  | 3/8"-24 | 0.65 | 0.14 | 0.437 | 0.01             | ---        |

#710-B 1710 2600

### BUTTON HEAD



| PART # | SIZE        | A    | B    | HEX   | APPROX. WT. LBS. | LIST PRICE |
|--------|-------------|------|------|-------|------------------|------------|
| 36200  | 1/8"-27 PTF | 0.75 | 0.34 | 0.625 | 0.03             | ---        |
| 36205  | 1/4"-18 NPT | 0.83 | 0.44 | 0.625 | 0.03             | ---        |

1184 1186

### WHIP HOSE - EXCEEDS SAE 100R1-AT - use with hand grease guns only

#### 10,000 PSI Burst Pressure Rubber Ho




1/8" NPT Solid Base  
3/16" ID

3,000 PSI Working pressure

| PART # | LENGTH     | LIST PRICE |
|--------|------------|------------|
| 36210  | 12" RUBBER | ---        |
| 36212  | 18" RUBBER | ---        |
| 36214  | 24" RUBBER | ---        |

### 4 JAW GREASE GUN COUPLER

Provides quick, positive, leakproof connection w/ grease fittings.



1/8" NPTF

| PART # | A    | HEX  | APPROX. WT. LBS. | LIST PRICE |
|--------|------|------|------------------|------------|
| 36220  | 1.50 | 0.56 | 0.05             | ---        |

Hex

WARNING: This product can expose you to chemicals, including lead, which are known to the State of California to cause cancer and birth defects or other reproductive harm. For more information, visit [www.P65Warnings.ca.gov](http://www.P65Warnings.ca.gov)

# STEEL GREASE FITTINGS

BRASS FITTINGS

## ADAPTERS FOR GREASE FITTINGS

### ADAPTERS



| PART # | FEMALE       | MALE            | L   | H   | WEIGHT | LIST PRICE |
|--------|--------------|-----------------|-----|-----|--------|------------|
| 36300  | 1/8"-27 NPTF | 1/4"-28" SAE-LT | .75 | 1/2 | 0.02   | ---        |
| 36301  | 1/8"-27 NPTF | 1/4"-28" SAE-LT | .87 | 1/2 | 0.02   | ---        |

\* carbon steel, zinc coated



| PART # | FEMALE ENGLISH TO MALE ENGLISH |           | L   | H    | WEIGHT | LIST PRICE |
|--------|--------------------------------|-----------|-----|------|--------|------------|
| 36304  | 1/4"-28 UNF                    | M6 x 1.0  | .43 | 9mm  | 0.01   | ---        |
| 36305  | 1/4"-28 UNF                    | M8 x 1.0  | .45 | 3/8  | 0.01   | ---        |
| 36306  | 1/4"-28 UNF                    | M10 x 1.0 | .32 | 7/16 | 0.01   | ---        |

### EXTENSIONS



| PART # | FEMALE ENGLISH TO MALE ENGLISH |                | L    | H   | WEIGHT | LIST PRICE |
|--------|--------------------------------|----------------|------|-----|--------|------------|
| 36307  | 1/4"-28 UNF                    | 1/4"-28 SAE-LT | 1.34 | -   | 0.01   | ---        |
| 36311  | 1/8"-27 NPTF                   | 1/8"-27 NPTF   | 1.25 | 1/2 | 0.04   | ---        |

\*Brass plated

### 45° ANGLE ELBOWS



| PART # | FEMALE       | MALE                  | L    | H   | WEIGHT | LIST PRICE |
|--------|--------------|-----------------------|------|-----|--------|------------|
| 36360  | 1/8"-27 NPTF | 1/4"-28 SAE-LT        | .81  | 1/2 | 0.02   | ---        |
| 36362  | 1/8"-27 NPTF | 1/8"-27 PTF SAE Short | 1.00 | 1/2 | 0.03   | ---        |

### 90° ANGLE ELBOWS



| PART # | FEMALE       | MALE                  | L    | H     | WEIGHT | LIST PRICE |
|--------|--------------|-----------------------|------|-------|--------|------------|
| 36370  | 1/8"-27 NPTF | 1/4"-28 SAE-LT        | .81  | 1/2   | 0.03   | ---        |
| 36371  | 1/8"-27 NPTF | 1/4"-28 SAE-LT        | 1.04 | 1/2   | 0.03   | ---        |
| 36372  | 1/8"-27 NPTF | 1/4"-18 PTF SAE Short | 1.19 | 9/16  | 0.06   | ---        |
| 36374  | 1/8"-27 NPTF | 1/8"-27 PTF SAE Short | 1.00 | 1/2   | 0.03   | ---        |
| 36375  | 1/8"-27 NPTF | 1/8"-27 NPTF          | 1.13 | 1/2   | 0.03   | ---        |
| 36377  | 1/4"-18 NPTF | 1/4"-18 NPTF          | 1.34 | 11/16 | 0.08   | ---        |
| 36376  | 1/8"-27 NPTF | 1/8"-27 NPTF          | 1.50 | 5/8   | 0.07   | ---        |

**WARNING:** This product can expose you to chemicals, including lead, which are known to the State of California to cause cancer and birth defects or other reproductive harm. For more information, visit [www.P65Warnings.ca.gov](http://www.P65Warnings.ca.gov)

BRASS

# SPECIALTY VALVES

BRASS FITTINGS

## SPECIALTY VALVES AND COCKS



|   |                        |  |                         |
|---|------------------------|--|-------------------------|
|    | DRAIN COCKS            |    | AIR VALVES              |
|   | 3, 4 AND 6 WAY         |    | NEEDLE                  |
|  | MARINE & ANTI-SIPHON   |   | PANEL MOUNT BALL VALVES |
|  | TRUCK                  |  | MINI BALL               |
|  | SOLID BOTTOM SHUT-OFF  |  | CHECK                   |
|  | SPRING BOTTOM SHUT-OFF | See our valve section for much, much more!   |                         |

**WARNING:** This product can expose you to chemicals, including lead, which are known to the State of California to cause cancer and birth defects or other reproductive harm. For more information, visit [www.P65Warnings.ca.gov](http://www.P65Warnings.ca.gov)



# DRAIN COCKS

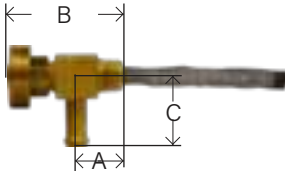
## BRASS FITTINGS

### DRAIN COCKS

- For use with low pressure air, water and fluids.
- Designed for a working pressure of 150 psi @ 250°.
- Hand-tightening provides a metal-to-metal seal.
- Not intended for natural gas, LPG, nuclear or aircraft applications.

Install on your tank for easy draining

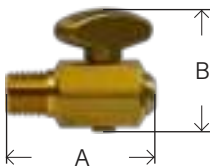
### GASOLINE SHUT OFF w/ SCREEN FILTER



| PART # | BARB X MALE PIPE | A    | B    | C    | APPROX. WT. LBS. | LIST PRICE |
|--------|------------------|------|------|------|------------------|------------|
| 46064  | 1/4" x 1/8"      | 0.55 | 1.34 | 0.66 | 0.06             | ---        |

827

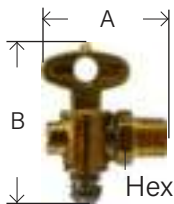
### DRAIN COCK 150 PSI - Trunk Air Tank



| PART # | MALE PIPE | A    | B    | APPROX. WT. LBS. | LIST PRICE |
|--------|-----------|------|------|------------------|------------|
| 46066  | 1/4"      | 1.73 | 1.41 | 0.22             | ---        |

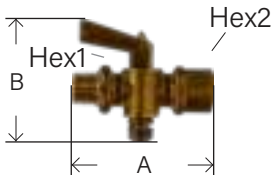
DCR601-4

### TRUCK DRAIN - 125 P.S.I.G



| PART # | MALE PIPE | INDUS-TRY NUMBER | A    | B    | HEX  | APPROX. WT. LBS. | LIST PRICE |
|--------|-----------|------------------|------|------|------|------------------|------------|
| 46067  | 1/8"      |                  | 1.53 | 1.95 | 0.62 | 0.14             | ---        |
| 46068  | 1/4"      | W15310           | 1.53 | 1.95 | 0.62 | 0.18             | ---        |

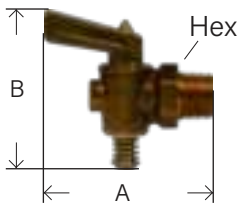
### SHUT OFF - 150 P.S.I max.



| PART # | MALE PIPE X FEMALE PIPE | INDUSTRY NUMBER | A    | B    | HEX 1 | HEX 2 | APPROX. WT. LBS. | LIST PRICE |
|--------|-------------------------|-----------------|------|------|-------|-------|------------------|------------|
| 46069  | 1/4"                    | W20332          | 1.96 | 1.96 | 0.75  | 0.62  | 0.20             | ---        |

#60HC 3380-A 0903610 367

### LEVER HANDLE



| PART # | MALE PIPE | INDUSTRY NUMBER | A    | B    | HEX  | APPROX. WT. LBS. | LIST PRICE |
|--------|-----------|-----------------|------|------|------|------------------|------------|
| 46070  | 1/8"      | M-41-P          | 1.99 | 1.80 | 0.62 | 0.04             | ---        |
| 46071  | 1/4"      | M-42-P          | 2.06 | 1.81 | 0.62 | 0.06             | ---        |
| 46072  | 3/8"      | M-43-P          | 2.30 | 2.29 | 0.81 | 0.08             | ---        |
| 46073  | 1/2"      | M-44-P          | 3.00 | 2.50 | 0.87 | 0.16             | ---        |

- 30 psi

\*Valve is closed when handle is in the position of the picture

840 41D DC601

### AIR TANK DRAIN PULL VALVE




| PART # | SIZE      | DESCRIPTION                 | LIST PRICE |
|--------|-----------|-----------------------------|------------|
| 39595  | 1/4" male | 5ft nylon coated pull cable | ---        |
| 39596  | 1/4" male | 4ft nylon coated pull cable | ---        |
| 39597  | 1/4" male | 3ft nylon coated pull cable | ---        |
| 39600  | 1/4" male | Air valve only              | ---        |

WARNING: This product can expose you to chemicals, including lead, which are known to the State of California to cause cancer and birth defects or other reproductive harm. For more information, visit www.P65Warnings.ca.gov

BRASS

**DRAIN COCKS**

## BRASS FITTINGS

**INTERNAL SEAT**


| PART # | MALE PIPE | INDUSTRY NUMBER | A    | HEX  | APPROX. WT. LBS. | LIST PRICE |
|--------|-----------|-----------------|------|------|------------------|------------|
| 46079  | 1/8"      | 6783            | 1.45 | 0.55 | 0.02             | ---        |

DC602 808 400A 1800A

**INTERNAL SEAT - Wing Nut Handle**

| PART # | MALE PIPE | INDUSTRY NUMBER | A    | HEX  | APPROX. WT. LBS. | LIST PRICE |
|--------|-----------|-----------------|------|------|------------------|------------|
| 46074  | 1/8"      | 130             | 0.92 | 0.40 | 0.04             | ---        |
| 46075  | 1/4"      | 140             | 0.94 | 0.56 | 0.06             | ---        |
| 46077  | 3/8"      | 230             | 1.27 | 0.68 | 0.08             | ---        |

HB - 5/16 803 305A

**LONG INTERNAL SEAT**

46078

46076

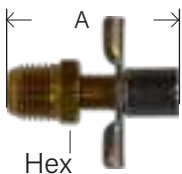
| PART # | SIZE           | IND # | A    | HEX  | APPROX. WT. LBS. | LIST PRICE |
|--------|----------------|-------|------|------|------------------|------------|
| 46078  | 1/8 MIP        | 1.85  |      |      |                  | ---        |
| 46076  | 3/8" Hose I.D. |       | 1.65 | 0.43 | 0.02             | ---        |

809

**PIN HANDLE - Internal Seat**

| PART # | MALE PIPE | INDUSTRY NUMBER | A    | HEX  | APPROX. WT. LBS. | LIST PRICE |
|--------|-----------|-----------------|------|------|------------------|------------|
| 46080  | 1/8"      | M-200-P         | 1.22 | 0.50 | 0.04             | ---        |
| 46081  | 1/4"      | M-201-P         | 1.31 | 0.56 | 0.06             | ---        |
| 46082  | 3/8"      | M-202-P         | 1.53 | 0.68 | 0.12             | ---        |

DC603 802

**EXTERNAL SEAT w/ SPOUT**

| PART # | MALE PIPE | INDUSTRY NUMBER | A    | HEX  | APPROX. WT. LBS. | LIST PRICE |
|--------|-----------|-----------------|------|------|------------------|------------|
| 46084* | 1/4"      | 6788            | 1.56 | 0.56 | 0.02             | ---        |

\* Replaces GM # 511771 &amp; Chrysler #836015

200A 239 DC606 807

**BIBB VALVE**

| PART # | MALE PIPE | INDUSTRY NUMBER | A    | B*   | C    | APPROX. WT. LBS. | LIST PRICE |
|--------|-----------|-----------------|------|------|------|------------------|------------|
| 46088  | 1/8"      | 150             | 0.82 | 1.60 | 0.55 | 0.04             | ---        |
| 46089  | 1/4"      | 120             | 0.89 | 1.59 | 0.54 | 0.06             | ---        |
| 46089A | 1/4"      | 6660            | 0.55 | 1.34 | 0.66 | 0.06             | ---        |

\* With valve closed

804 DC607 2019 201DH

**RADIATOR TYPE - External Seat**

| PART # | MALE PIPE | INDUSTRY NUMBER | IND # | A    | HEX  | APPROX. WT. LBS. | LIST PRICE |
|--------|-----------|-----------------|-------|------|------|------------------|------------|
| 46085  | 1/8"      | M-320-P         | 135   | 0.90 | 0.43 | 0.02             | ---        |
| 46086  | 1/4"      | M-321-P         | 145   | 1.00 | 0.56 | 0.04             | ---        |
| 46087  | 3/8"      | M-322-P         | 270   | 1.25 | 0.68 | 0.08             | ---        |
| 46083  | 1/2"      | 108             | 108   | 1.48 | 0.87 | 0.12             | ---        |

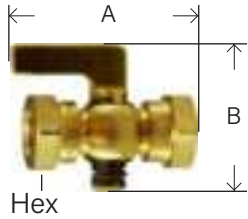
320D 240 DC604 801

**WARNING:** This product can expose you to chemicals, including lead, which are known to the State of California to cause cancer and birth defects or other reproductive harm. For more information, visit [www.P65Warnings.ca.gov](http://www.P65Warnings.ca.gov)

# AIR COCKS

## BRASS FITTINGS

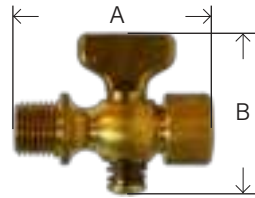
### FIP X FIP



| PART # | FIP X FIP | IND. # | A    | B    | HEX  | APPROX. WT. LBS. | LIST PRICE |
|--------|-----------|--------|------|------|------|------------------|------------|
| 46355  | 1/8"      | 58     | 1.97 | 1.70 | 0.56 | 0.15             | 31.18      |
| 46356  | 1/4"      | 59     | 2.10 | 1.71 | 0.75 | 0.18             | 28.94      |
| 46357  | 3/8"      | 60     | 2.10 | 1.69 | 0.81 | 0.20             | 48.70      |

• lever handle || • hex

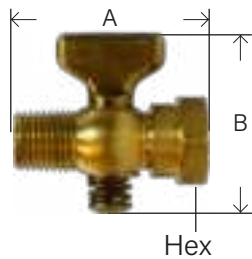
### MIP X FIP



| PART # | MIP X FIP | IND. # | A    | B    | APPROX. WT. LBS. | LIST PRICE |
|--------|-----------|--------|------|------|------------------|------------|
| 46360  | 1/8"      | 40     | 1.70 | 1.55 | 0.14             | 25.60      |
| 46361  | 1/4"      | 41     | 1.94 | 1.55 | 0.16             | 28.53      |
| 46362  | 3/8"      | 42     | 2.06 | 1.50 | 0.20             | 38.70      |

• tee handle || • no hex

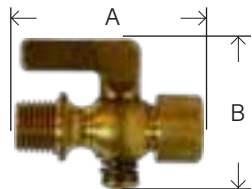
### MIP X FIP



| PART # | MIP X FIP | IND. # | A    | B    | HEX  | APPROX. WT. LBS. | LIST PRICE |
|--------|-----------|--------|------|------|------|------------------|------------|
| 46370  | 1/8"      | 49     | 1.81 | 1.55 | 0.56 | 0.14             | 37.69      |
| 46371  | 1/4"      | 50     | 2.06 | 1.55 | 0.75 | 0.20             | 31.20      |

• tee handle || • hex

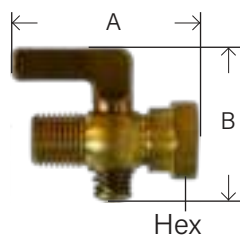
### MIP X FIP



| PART # | MIP X FIP | IND. # | A    | B    | APPROX. WT. LBS. | LIST PRICE |
|--------|-----------|--------|------|------|------------------|------------|
| 46365  | 1/8"      | 46     | 1.94 | 1.72 | 0.14             | 30.17      |
| 46366  | 1/4"      | 47     | 2.10 | 1.65 | 0.16             | 32.12      |

• lever handle || • no hex

### MIP X FIP



| PART # | MIP X FIP | IND. # | A    | B    | HEX  | APPROX. WT. LBS. | LIST PRICE |
|--------|-----------|--------|------|------|------|------------------|------------|
| 46375  | 1/8"      | 52     | 1.93 | 1.69 | 0.56 | 0.16             | 37.09      |
| 46376  | 1/4"      | 53     | 2.06 | 1.76 | 0.75 | 0.20             | 39.36      |
| 46377  | 3/8"      | 54     | 2.13 | 1.71 | 0.81 | 0.22             | 46.65      |
| 46378  | 1/2"      | 54A    | 2.65 | 1.96 | 1.00 | 0.28             | 55.12      |

• lever handle || • hex

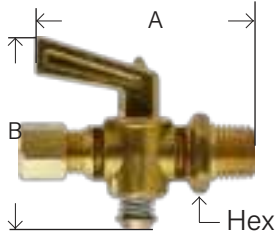
**WARNING:** This product can expose you to chemicals, including lead, which are known to the State of California to cause cancer and birth defects or other reproductive harm. For more information, visit [www.P65Warnings.ca.gov](http://www.P65Warnings.ca.gov)

**SHUT-OFF COCKS**

## BRASS FITTINGS

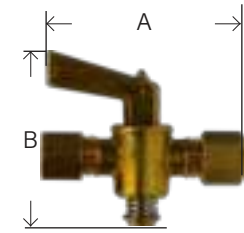
- Designed for working pressure of 30 PSI.
- Forged brass bodies and brass handles.

- Instantaneous off-on operation with 3600 rotation.
- Not good for gasoline.

**COMPRESSION X MALE PIPE**

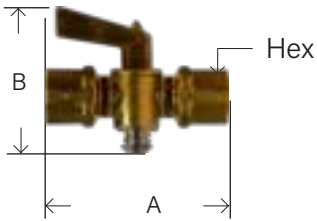
| PART # | COMP X MALE PIPE | IND. # | A    | B    | HEX  | APPROX. WT. LBS. | LIST PRICE |
|--------|------------------|--------|------|------|------|------------------|------------|
| 46130  | 1/4" x 1/8"      | 27-C   | 1.87 | 1.81 | 0.51 | 0.14             | ---        |
| 46131  | 1/4" x 1/4"      | 227-C  | 2.05 | 1.86 | 0.62 | 0.15             | ---        |

868 V304C 2068 133C VC206

**COMPRESSION X COMPRESSION**

| PART # | COMP X COMP | IND. # | A    | B    | APPROX. WT. LBS. | LIST PRICE |
|--------|-------------|--------|------|------|------------------|------------|
| 46140  | 1/4"        | 28-C   | 1.82 | 1.84 | 0.12             | ---        |
| 46142  | 3/8"        | 58-C   | 1.87 | 1.80 | 0.14             | ---        |

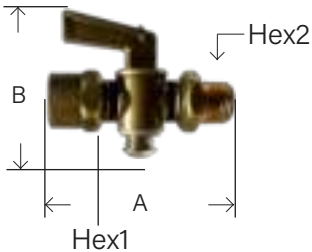
V3030F 2062 134C

**FEMALE X FEMALE PIPE**

| PART # | FEMALE PIPE X FEMALE PIPE | A    | B    | HEX  | APPROX. WT. LBS. | LIST PRICE |
|--------|---------------------------|------|------|------|------------------|------------|
| 46151  | 1/8"                      | 1.77 | 1.79 | 0.56 | 0.12             | ---        |
| 46152  | 1/4"                      | 2.28 | 1.82 | 0.69 | 0.20             | ---        |
| 46153  | 3/8"                      | 2.44 | 2.28 | 0.81 | 0.30             | ---        |

\* 150 PSI

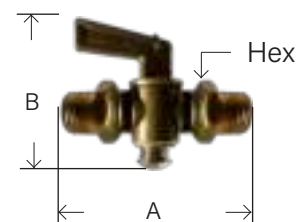
V403P 132C 875

**MALE PIPE X FEMALE**

| PART #  | MALE PIPE X FEMALE PIPE | IND. # | A    | B    | HEX 1 | HEX 2 | APPROX. WT. LBS. | LIST PRICE |
|---------|-------------------------|--------|------|------|-------|-------|------------------|------------|
| 46160   | 1/8"                    | 48-P   | 2.03 | 1.84 | 0.50  | 0.56  | 0.14             | ---        |
| 46161   | 1/4"                    | 49-P   | 2.26 | 1.79 | 0.69  | 0.69  | 0.18             | ---        |
| 46161T* | 1/4"                    |        | 2.26 | 1.98 | 0.69  | 0.69  | 0.20             | ---        |
| 46162   | 3/8"                    | 50-P   | 2.33 | 2.28 | 0.82  | 0.82  | 0.28             | ---        |

\* 150 PSI

880 V402P 130C

**MALE PIPE X MALE PIPE**

| PART # | MALE PIPE X MALE PIPE | IND. # | A    | B    | HEX  | APPROX. WT. LBS. | LIST PRICE |
|--------|-----------------------|--------|------|------|------|------------------|------------|
| 46165  | 1/8"                  | 76-P   | 2.15 | 1.80 | 0.69 | 0.12             | ---        |
| 46166  | 1/4"                  | 77-P   | 2.22 | 1.84 | 0.70 | 0.17             | ---        |
| 46167  | 3/8"                  | 78-P   | 2.43 | 2.24 | 0.82 | 0.22             | ---        |

\* 150 PSI

1V401P 890

**WARNING:** This product can expose you to chemicals, including lead, which are known to the State of California to cause cancer and birth defects or other reproductive harm. For more information, visit [www.P65Warnings.ca.gov](http://www.P65Warnings.ca.gov)

# NEEDLE VALVES

## BRASS FITTINGS

### NEEDLE VALVES

These are NOT Lead Free See lead Free Section for Lead Free products

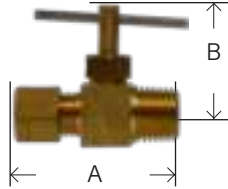
Made with either pin handle or pressed on handle.

Please specify if you have a preference.

- Used on instrumentation, hydraulic, and pneumatic systems.
- Designed for a maximum working pressure of 150 PSI.

- Provided with steel handles and metal-to-metal seats with fine-thread screwdown.
- Not designed for natural gas, LPG, nuclear or aircraft applications.
- Always install with pressure against the seat.

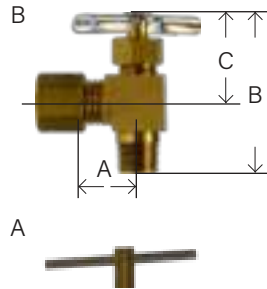
### COMP X MALE PIPE



| PART # | COMP X MALE PIPE | IND. #  | A    | B    | APPROX. WT. LBS. | LIST PRICE |
|--------|------------------|---------|------|------|------------------|------------|
| 46002  | 1/4" x 1/8"      | M-101-C | 1.29 | 1.12 | 0.07             | ---        |
| 46003  | 1/4" x 1/4"      | M-101-C | 1.27 | 1.14 | 0.10             | ---        |

NV106C 2205 820 3068

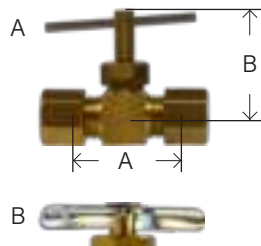
### COMP X MALE PIPE-ANGLE



| PART # | COMP X MALE PIPE | HAN-DLE | IND. #  | A    | B    | C    | APPROX. WT. LBS. | LIST PRICE |
|--------|------------------|---------|---------|------|------|------|------------------|------------|
| 46011  | 1/4" x 1/8"      | A       | M-103-C | 0.56 | 1.48 | 0.93 | 0.08             | ---        |
| 46012  | 1/4" x 1/4"      | B       | M-104-C | 0.62 | 1.67 | 0.90 | 0.13             | ---        |
| 46013  | 5/16" x 1/8"     | B       | M-104-C | 0.63 | 1.63 | 0.95 | 0.10             | ---        |
| 46016  | 3/8" x 1/4"      | A       | M-303-C | 0.65 | 1.71 | 0.92 | 0.16             | ---        |

NV104C 2203 821 3069

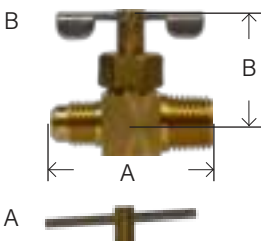
### COMP X COMP



| PART # | COMP X COMP | HANDLE | IND. #  | A    | B    | APPROX. WT. LBS. | LIST PRICE |
|--------|-------------|--------|---------|------|------|------------------|------------|
| 46020  | 3/16"       | B      | M-105-C | 1.06 | 0.88 | 0.08             | ---        |
| 46021  | 1/4"        | A      | M-106-C | 1.17 | 1.12 | 0.10             | ---        |
| 46023  | 3/8"        | B      | M-113-C | 1.31 | 1.15 | 0.13             | ---        |

NV105C 3062 2201 822

### FLARE X MALE PIPE



| PART # | MALE FLARE X MALE PIPE | HAN-DLE | IND. #     | A    | B    | APPROX. WT. LBS. | LIST PRICE |
|--------|------------------------|---------|------------|------|------|------------------|------------|
| 46028  | 1/4" x 1/8"            | A       | M-104-SAE  | 1.35 | 1.12 | 0.07             | ---        |
| 46029  | 1/4" x 1/4"            | B       | M-1040-SAE | 1.38 | 0.88 | 0.09             | ---        |

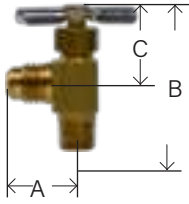
NV103F 2405 823 3048

**WARNING:** This product can expose you to chemicals, including lead, which are known to the State of California to cause cancer and birth defects or other reproductive harm. For more information, visit [www.P65Warnings.ca.gov](http://www.P65Warnings.ca.gov)

BRASS

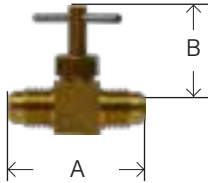
**NEEDLE VALVES**

## BRASS FITTINGS

**FLARE X MALE PIPE**

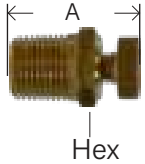
| PART # | MALE FLARE X MALE PIPE | IND. #    | A    | B    | C    | APPROX. WT. LBS. | LIST PRICE |
|--------|------------------------|-----------|------|------|------|------------------|------------|
| 46036  | 1/4" x 1/8"            | M-103-SAE | 0.68 | 1.54 | 0.86 | 0.08             | ---        |
| 46040  | 3/8" x 1/4"            | M-303-SAE | 0.95 | 1.86 | 0.90 | 0.17             | ---        |

NV101F 2403 824 3049

**FLARE X FLARE**

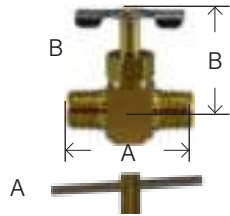
| PART # | MALE FLARE X MALE FLARE | IND. #    | A    | B    | APPROX. WT. LBS. | LIST PRICE |
|--------|-------------------------|-----------|------|------|------------------|------------|
| 46045  | 1/4"                    | M-110-SAE | 1.48 | 1.20 | 0.18             | ---        |
| 46046  | 3/8"                    | M-115-SAE | 1.79 | 1.19 | 0.20             | ---        |

NV102F 3042 825 2401

**MULTI-PURPOSE AIR VENT**

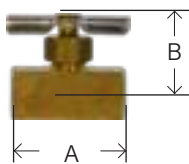
| PART # | MALE PIPE | A    | HEX  | APPROX. WT. LBS. | LIST PRICE |
|--------|-----------|------|------|------------------|------------|
| 46048  | 1/8"      | 0.78 | 0.43 | 0.02             | ---        |

705

**MALE PIPE TO MALE PIPE**

| PART # | MALE PIPE X MALE PIPE | HANDLE | IND. #  | A    | B    | APPROX. WT. LBS. | LIST PRICE |
|--------|-----------------------|--------|---------|------|------|------------------|------------|
| 46050  | 1/8"                  | A      | M-108-P | 1.25 | 1.09 | 0.08             | ---        |
| 46051  | 1/4"                  | B      | M-110-P | 1.69 | 1.00 | 0.16             | ---        |

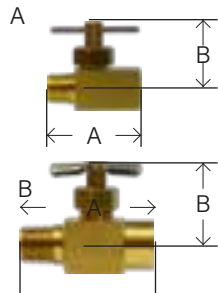
NV107P 2301 826 3122

**FEMALE PIPE X FEMALE PIPE**

| PART # | FEMALE PIPE X FEMALE PIPE | IND. #   | A    | B    | APPROX. WT. LBS. | LIST PRICE |
|--------|---------------------------|----------|------|------|------------------|------------|
| 46055* | 1/8"                      | M-304-P  | 1.18 | 0.84 | 0.18             | ---        |
| 46056  | 1/4"                      | M-3044-P | 1.60 | 1.24 | 0.21             | ---        |

\* Pressed on handle

6800 NV109P 2304 817 3103

**MALE X FEMALE PIPE**

| PART # | MALE PIPE X FEMALE PIPE | HANDLE | IND. #   | A    | B    | APPROX. WT. LBS. | LIST PRICE |
|--------|-------------------------|--------|----------|------|------|------------------|------------|
| 46060  | 1/8"                    | A      | M-305-P  | 1.18 | 1.09 | 0.10             | ---        |
| 46061  | 1/4"                    | A      | M-3055-P | 1.60 | 1.14 | 0.18             | ---        |

NBR seals -30°C to 120°C

NV108P 2305 818 3120

**WARNING:** This product can expose you to chemicals, including lead, which are known to the State of California to cause cancer and birth defects or other reproductive harm. For more information, visit [www.P65Warnings.ca.gov](http://www.P65Warnings.ca.gov)

# SPECIALTY VALVES

## BRASS FITTINGS

### BRASS TRUCK VALVES

- Used in heavy duty truck, trailer and mobile markets.
- Used on water, oil and coolant lines.
- Forged brass construction with steel handle.
- Temperature range -40° - 250°
- Max pressure 250 psi
- Metal to metal seats for high heat/ fluid compatibility
- Fine thread screw down to afford flow control ability and a positive seal.
- Not intended for natural gas, LPG, Nuclear or aircraft applications

200 PSI



TV44

### BARB TO MALE PIPE

| PART # | SIZE      | LIST PRICE |
|--------|-----------|------------|
| 46450  | 3/8 x 3/8 | ---        |
| 46451  | 5/8 x 3/8 | ---        |
| 46455  | 5/8 x 1/2 | ---        |
| 46457  | 3/4 x 3/8 | ---        |
| 46456  | 3/4 x 1/2 | ---        |

404V



TV45

### FEMALE TO MALE PIPE

| PART # | SIZE      | LIST PRICE |
|--------|-----------|------------|
| 46465  | 3/8 x 3/8 | ---        |
| 46466  | 3/8 x 1/2 | ---        |
| 46467  | 1/2 x 1/2 | ---        |

405V



TV49

### FLARE TO MALE PIPE

| PART # | SIZE      | LIST PRICE |
|--------|-----------|------------|
| 46475  | 1/2 x 1/2 | ---        |

409V



TV412

### MIP X FLARE

| PART # | SIZE      | LIST PRICE |
|--------|-----------|------------|
| 46485  | 1/2 x 5/8 | ---        |

### SOLID BOTTOM VALVES

- Designed for instantaneous on-off operation.
- 3600 rotation standard.
  - 30 PSI
- Packed with grease.



8875

### O-RING SEALED MIP X FIP

| PART # | SIZE | LIST PRICE |
|--------|------|------------|
| 46401  | 1/4  | ---        |
| 46402  | 3/8  | ---        |

1035D M-70-SBV

### SOLID BOTTOM FUEL VALVES

- Approved for use on Motorcraft fuel lines.
- Pointer lever.
- 900 turn stop mechanism to assure positive location of the on and off positions.
- Corrosion proofed internal construction assures maximum salt atmosphere protection.
- Port hole is 1/4 (.250) diameter.
- UL listed for use in fuel oils no. 1 & no. 2, LP gas and utility gas.



### PIPE MALE X FEMALE

| PART # | SIZE      | LIST PRICE |
|--------|-----------|------------|
| 46401M | 1/4 x 1/4 | ---        |

8980



### PIPE MALE x MALE

| PART # | SIZE      | LIST PRICE |
|--------|-----------|------------|
| 46406M | 1/4 x 1/4 | ---        |

8990

- Good for Propane



### PIPE FEMALE X FEMALE

| PART # | SIZE      | LIST PRICE |
|--------|-----------|------------|
| 46411M | 1/4 x 1/4 | ---        |

8975



### MALE PIPE X FLARE

| PART # | SIZE      | LIST PRICE |
|--------|-----------|------------|
| 46429M | 1/4 x 3/8 | ---        |

8948

WARNING: This product can expose you to chemicals, including lead, which are known to the State of California to cause cancer and birth defects or other reproductive harm. For more information, visit [www.P65Warnings.ca.gov](http://www.P65Warnings.ca.gov)

BRASS

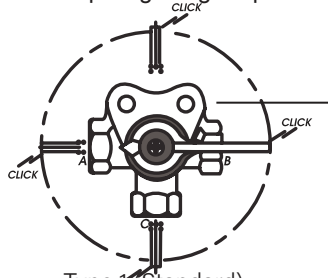
# SPECIALTY VALVES

## BRASS FITTINGS


### GROUND PLUG SHUT-OFF COCKS

NON-LUBRICATED PLUG VALVES are designed to operate in systems where INSTANTANEOUS PORT SELECTION is desired. Since LUBRICANTS ARE NOT USED, relubrication is not required. There is no lubricant to freeze and lock the valve or to contaminate fine fluids. The O-RING SEALED CAP and STEM eliminate leakage to atmosphere. The mating BRASS BODY and CELCON PLUG produce a fine seal that WILL NOT SEIZE OR GALL.

Designed for PANEL or BRACKET MOUNTING. They are generally recommended for operation in GASOLINE, OIL, AIR, WATER and DETERGENT systems from minus 400 to 1800F, at a maximum operating pressure of 30 p.s.i.g. The fluid port size is 9/32 (.281) diameter for 1/8 and 1/4 sizes, 5/16 (.312) diameter for the 3/8 size. (Consult factory for applications requiring a higher pressure).



Bracket Mount  
Bracket Mount

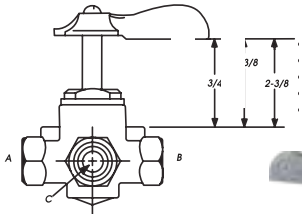


PANEL MOUNTING AVAILABLE

Type 1 (Standard)

A pronounced "click" may be felt at each position. Handle

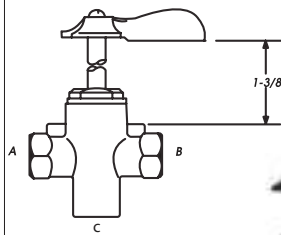
#### THREE-WAY VALVES (SIDE OUTLET)



- 1-3/8" Stem
- Side Outlet
- Bracket Mounting
- O-Ring Sealed
- 4-way celcon roter standard



#### THREE-WAY VALVES (BOTTOM OUTLET)



- 1-3/8" Stem
- Side Outlet
- Bracket Mounting
- O-Ring Sealed
- 4-way celcon roter standard



#### LESS CLICK

| PART # | A-B-C FEMALE PIPE THREAD | LENGTH OF STEM | LIST |
|--------|--------------------------|----------------|------|
| 46247  | 1/4                      | 1-3/8"         | ---  |
| 46248  | 3/8                      | 1-3/8"         | ---  |

M-108-MID WITH CLICK 3600

| PART # | A-B-C FEMALE PIPE THREAD | LENGTH OF STEM | LIST |
|--------|--------------------------|----------------|------|
| 46250  | 1/8                      | 1-3/8"         | ---  |
| 46251  | 1/4                      | 1-3/8"         | ---  |
| 46252  | 3/8                      | 1-3/8"         | ---  |

V406P 6749

Openings:

- Handle Pointer over A.....Valve Open A-C
- Handle Pointer over C.....Valve Open B-C
- Handle Pointer over B.....Valve "OFF"
- Handle Pointer over Bracket.....Valve "OFF"

#### LESS CLICK

| PART # | A-B-C FEMALE PIPE THREAD | LENGTH OF STEM | LIST |
|--------|--------------------------|----------------|------|
| 46241  | 1/4                      | 1-3/8"         | ---  |

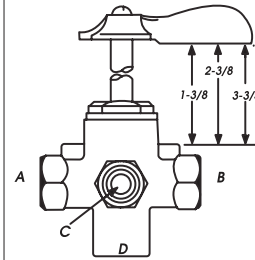
#### WITH CLICK 3600

| PART # | A-B-C FEMALE PIPE THREAD | LENGTH OF STEM | LIST |
|--------|--------------------------|----------------|------|
| 46244  | 1/4                      | 1-3/8"         | ---  |

Openings:

- Handle Pointer over A.....Valve Open A-C
- Handle Pointer over B.....Valve Open B-C
- Handle Pointer over Bracket.....Valve "OFF"

### FOUR-WAY VALVES



- Side Outlet
- Bracket Mounting
- O-Ring Sealed
- 4-way celcon roter standard

#### M-114-MID WITH CLICK (3600)

| PART # | A-B-C-D FEMALE PIPE THREAD | LENGTH OF STEM | LIST |
|--------|----------------------------|----------------|------|
| 46255  | 1/4                        | 1-3/8"         | ---  |
| 46256  | 3/8                        | 1-3/8"         | ---  |

Openings:

- Handle Pointer over A.....Valve Open A-D
- Handle Pointer over C.....Valve Open C-D
- Handle Pointer over B.....Valve Open B-D
- Handle Pointer over Bracket.....Valve "OFF"

**WARNING:** This product can expose you to chemicals, including lead, which are known to the State of California to cause cancer and birth defects or other reproductive harm. For more information, visit [www.P65Warnings.ca.gov](http://www.P65Warnings.ca.gov)



# MARINE FITTINGS

## BRASS FITTINGS

### MARINE FITTINGS

- Calibrated to support 30" column of gasoline.
- Flo direction <-

#### BRASS ANTI-SIPHON VALVES MALE X MALE



| PART # | SIZE      | LIST PRICE |
|--------|-----------|------------|
| 46520  | 1/4 x 1/4 | ---        |
| 46521  | 3/8 x 3/8 | ---        |
| 46522  | 1/2 x 1/2 | ---        |

#### BRASS ANTI-SIPHON VALVES BARB X NPT



| PART # | SIZE       | LIST PRICE |
|--------|------------|------------|
| 46529  | 1/4 x 1/4  | ---        |
| 46530  | 5/16 x 1/4 | ---        |
| 46531  | 3/8 x 1/4  | ---        |
| 46532  | 3/8 x 3/8  | ---        |
| 46533  | 1/2 x 3/8  | ---        |

#### MINI BALL VALVE - BRASS W/ SS HANDLE AND NUT



| PART # | BARB X MIP | LIST PRICE |
|--------|------------|------------|
| 46987  | 3/8 x 1/4  | ---        |
| 46988  | 3/8 x 3/8  | ---        |
| 46989  | 1/2 x 1/2  | ---        |

- NBR O-Ring
- Brass or Aluminum
- Working temp 180°F
- #316 Ball & Spring
- 3,000 PSI

#### MALE MIP X FEMALE FIP BRASS



| PART # | SIZE | LIST PRICE |
|--------|------|------------|
| 46523  | 1/4  | ---        |
| 46524  | 3/8  | ---        |

**WARNING:** This product can expose you to chemicals, including lead, which are known to the State of California to cause cancer and birth defects or other reproductive harm. For more information, visit [www.P65Warnings.ca.gov](http://www.P65Warnings.ca.gov)

BRASS

# MINIATURE BALL VALVES

## BRASS FITTINGS

### BRASS MINIATURE BALL VALVES

- Working Pressure up to 1000 P.S.I.G.
- ASTM B-16 Corrosion Resistant Brass Body.
- Non-Adjusting Viton O-Ring Stem Seal Design Never Needs Tightening.
- Highly Inert Teflon Seats.
- Long Life Nickel Plated Brass Ball.
- Blow-Out Proof Stem for Safety.
- Temperature: -40°F to 300°F
- 1/4 Turn Instantaneous On-Off Operation.
- Quarter Turn Handle Design.
- Water, Oil, and Air Pressure Systems.
- Ideal for tight, confined areas, or when routing aesthetics are desired. Applications include instrumentation, gas sampling systems, high pressure gauges, test stands, hydraulic and pneumatic service lines on capital equipment.
- Not good for steam.
- Good for propane, gas and diesel.



### MALE X FEMALE

| PART # | SIZE      | LIST PRICE |
|--------|-----------|------------|
| 46900  | 1/8 x 1/8 | ---        |
| 46903  | 1/4 x 1/4 | ---        |



### MALE X MALE

| PART # | SIZE      | LIST PRICE |
|--------|-----------|------------|
| 46910  | 1/8 x 1/8 | ---        |
| 46912  | 1/4 x 1/4 | ---        |



### MALE PIPE X HOSE BARB

| PART # | SIZE      | LIST PRICE |
|--------|-----------|------------|
| 46980  | 1/4 x 1/4 | ---        |
| 46981  | 1/4 x 3/8 | ---        |

### FEMALE X FEMALE



| PART # | SIZE      | LIST PRICE |
|--------|-----------|------------|
| 46920  | 1/8 x 1/8 | ---        |
| 46922  | 1/4 x 1/4 | ---        |



| PART # | SIZE      | LIST PRICE |
|--------|-----------|------------|
| 46922A | 1/4 x 1/4 | ---        |
| 46923  | 3/8 x 3/8 | ---        |



| PART # | SIZE      | LIST PRICE |
|--------|-----------|------------|
| 46924  | 1/2 x 1/2 | ---        |

### U.L. TWO WAY VALVES

- Buna-N Seal, Teflon Seat Plated metal handle, plated brass ball.
- 250 PSI Working Pressure



### U.L. TWO WAY VALVES

| PART # | SIZE      | LIST PRICE |
|--------|-----------|------------|
| 46440  | 1/4 x 1/4 | ---        |



### U.L. TWO WAY VALVES

| PART # | SIZE      | LIST PRICE |
|--------|-----------|------------|
| 46443  | 1/4 x 1/4 | ---        |

### PANEL MOUNT BRASS BALL VALVES

- Working pressure: 1500 psi wog for 1/8" to 1/4", 1000 psi wog for 3/8" to 1/2"
- Vacuum rating: 29.92" Hg
- Working temp: -40°F to +300°F
- Panel mount hole is 9/16" Dia.
- Brass body cap, PTFE ball seats, Viton stem sealing, Brass chrome plated ball

### FEMALE X FEMALE



| PART # | SIZE      | LIST PRICE |
|--------|-----------|------------|
| 46830  | 1/8 x 1/8 | ---        |
| 46832  | 1/4 x 1/4 | ---        |
| 46833  | 3/8 x 3/8 | ---        |

### FEMALE X FEMALE



| PART # | SIZE      | LIST PRICE |
|--------|-----------|------------|
| 46878  | 1/4 x 1/4 | ---        |



| PART # | SIZE    | LIST PRICE |
|--------|---------|------------|
| 46951  | 1/8 FPT | ---        |
| 46956  | 1/4 FPT | ---        |

**WARNING:** This product can expose you to chemicals, including lead, which are known to the State of California to cause cancer and birth defects or other reproductive harm. For more information, visit [www.P65Warnings.ca.gov](http://www.P65Warnings.ca.gov)

# NICKEL PLATED PUSH-IN FITTINGS

BRASS FITTINGS

## CHROME PLATED BRASS MINI BALL VALVES

- Compact Design
- Max Working Pressure 250 psi



### PUSH-IN X PUSH-IN

| PART # | SIZE | BOX/CASE | WGT. | LIST PRICE |
|--------|------|----------|------|------------|
| 28401  | 1/4  | 30/300   | .10  | ---        |
| 28402  | 3/8  | 20/200   | .21  | ---        |



### PUSH-IN X MALE PIPE

| PART # | SIZE TUBE X MIP | BOX/CASE | WGT. | LIST PRICE |
|--------|-----------------|----------|------|------------|
| 28404  | 1/4 x 1/4       | 30/300   | .10  | ---        |
| 28405  | 3/8 x 3/8       | 20/200   | .17  | ---        |



### FIP X FIP

| PART # | SIZE | BOX/CASE | WGT. | LIST PRICE |
|--------|------|----------|------|------------|
| 46650  | 1/8  | 30/300   | .11  | ---        |
| 46651  | 1/4  | 30/300   | .10  | ---        |
| 46652  | 3/8  | 20/200   | .14  | ---        |



### MIP X FIP

| PART # | SIZE | BOX/CASE | WGT. | LIST PRICE |
|--------|------|----------|------|------------|
| 46661  | 1/4  | 30/300   | .10  | ---        |
| 46662  | 3/8  | 20/200   | .14  | ---        |

- Optional colors of handle plate for identification

## PANEL MOUNT DESIGN



### FIP X FIP ANGLE

| PART # | SIZE | BOX/CASE | WGT. | LIST PRICE |
|--------|------|----------|------|------------|
| 46670  | 1/8  | 20/200   | .19  | ---        |



### 3-WAY FIP - CLOSED CENTER

| PART # | SIZE | BOX/CASE | WGT. | LIST PRICE |
|--------|------|----------|------|------------|
| 46681  | 1/4  | 20/200   | .21  | ---        |
| 46682  | 3/8  | 20/200   | .21  | ---        |

**WARNING:** This product can expose you to chemicals, including lead, which are known to the State of California to cause cancer and birth defects or other reproductive harm. For more information, visit [www.P65Warnings.ca.gov](http://www.P65Warnings.ca.gov)

BRASS

# CHECK VALVES

## BRASS FITTINGS

### BRASS CHECK VALVES

- 500 PSI •1 PSI Cracking Pressure
- Buna-N Seal for water, air & inert gas
- Viton Seal for oil, gas & diesel fuel



- 180° temp rating

### FIP X FIP VITON

| PART # | SIZE | LIST PRICE |
|--------|------|------------|
| 46560V | 1/8" | ---        |
| 46561V | 1/4" | ---        |
| 46562V | 3/8" | ---        |
| 46563V | 1/2" | ---        |
| 46564V | 3/4" | ---        |



### FEMALE X MALE BUNA-N

| PART # | SIZE | LIST PRICE |
|--------|------|------------|
| 46565  | 1/8" | ---        |
| 46566  | 1/4" | ---        |
| 46567  | 3/8" | ---        |
| 46568  | 1/2" | ---        |



### MALE X MALE

| PART # | SIZE | LIST PRICE |
|--------|------|------------|
| 46570  | 1/8" | ---        |
| 46571  | 1/4" | ---        |
| 46572  | 3/8" | ---        |
| 46573  | 1/2" | ---        |



### MALE X FEMALE

| PART # | SIZE | LIST PRICE |
|--------|------|------------|
| 46575  | 1/8" | ---        |
| 46576  | 1/4" | ---        |
| 46577  | 3/8" | ---        |
| 46578  | 1/2" | ---        |

### HIGH PRESSURE CHECK VALVES

MAX. 2500 PSI  
Cracking Pressure 1 PSI



operating temp. ball and  
CV = 0.4 spring

### MNPT X MNPT

| PART # | SIZE      | OPENING DIA. | LIST PRICE |
|--------|-----------|--------------|------------|
| 46500  | 1/4 x 1/4 | 0.187        | ---        |

MAX. 2500 PSI

- Flo direction ->

- Opening diameter .187
- 1800 max operating temp.
- Buna Seal



•SS ball and  
spring

### MNPT X FNPT

| PART # | SIZE      | OPENING DIA. | LIST PRICE |
|--------|-----------|--------------|------------|
| 46505  | 1/4 x 1/4 | 0.187        | ---        |

MAX. 1200 PSI

- O-Ring poppet seal Bubble tight operation
- 180°F max operating temp.



### FNPT X FNPT

| PART # | SIZE      | OPENING DIA. | LIST PRICE |
|--------|-----------|--------------|------------|
| 46510  | 1/4 x 1/4 | 0.25         | ---        |
| 46511  | 3/8 x 3/8 | 0.375        | ---        |
| 46512  | 1/2 x 1/2 | 0.437        | ---        |

### PNEUMATIC CHECK VALVES

- Max Operating Pressure: 220 psi
- Working Pressure: 14.5-145 psi
- Cracking Pressure: 2.8 psi
- Maximum Temperatures: 140° F

|               |                     |
|---------------|---------------------|
| <b>Body</b>   | Chrome plated Brass |
| <b>Spring</b> | Steel               |
| <b>O-Ring</b> | NBR Rubber          |



| PART # | SIZE | DIMENSIONS (IN.) |      | LIST PRICE |
|--------|------|------------------|------|------------|
|        |      | A                | B    |            |
| 46200  | 1/4  | 1.97             | 0.67 |            |
| 46201  | 3/8  | 1.97             | 0.83 |            |
| 46202  | 1/2  | 2.48             | 0.98 |            |

### HIGH PRESSURE CHECK VALVES

- Operates in any position, and is available in mixed or matched end combinations.
- Standard cracking pressure 1 p.s.i with a maximum operating pressure of 3000 p.s.i. and a maximum operating temperature of 180°F using Buna-N seals.
- Buna-N seals standard, other seals available.
- Guided 316 stainless steel ball + spring.
- Fixed ringed seat prevents extrusion of seal.
- Opening diameter .28
- Approximate CV 1.2
- Water G.P.M. @ 10 p.s.i. is 4.0
- Good for air



### FEMALE X FEMALE

| PART # | SIZE | LIST PRICE |
|--------|------|------------|
| 46513  | 1/4  | ---        |
| 46517  | 3/8  | ---        |



### FEMALE X MALE

| PART # | SIZE | LIST PRICE |
|--------|------|------------|
| 46514  | 1/4  | ---        |

**WARNING:** This product can expose you to chemicals, including lead, which are known to the State of California to cause cancer and birth defects or other reproductive harm. For more information, visit [www.P65Warnings.ca.gov](http://www.P65Warnings.ca.gov)

**LEAD FREE**



**What is the new lead-free requirement?**

In 2011, the Reduction of Lead in Drinking Water Act was signed into law. The Act has reduced the lead content allowed in drinking water system and plumbing materials by changing the definition of "lead-free" in Section 1417 of the Safe Drinking Water Act.

*The term "lead-free" has been updated from not more than 8% lead content to mean "not more than a weighted average of 0.25% lead when used with respect to the wetted surfaces of pipes, pipe fittings, plumbing fittings and fixtures."*

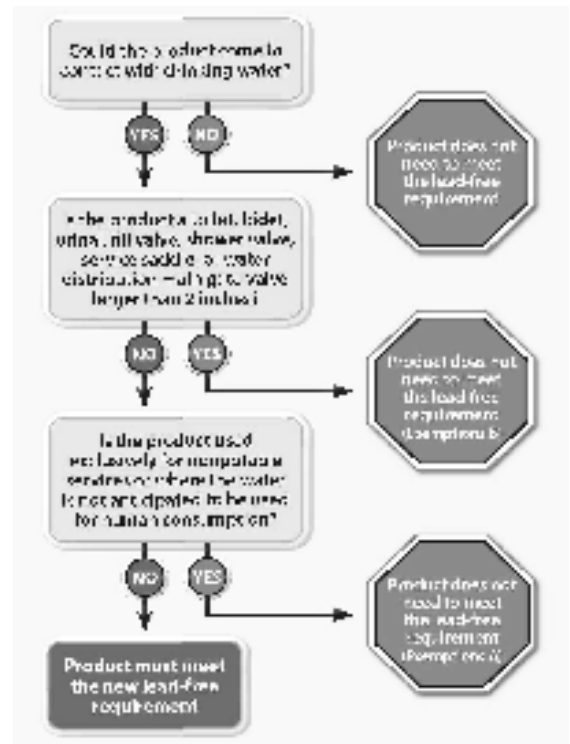
**How do I know which products must meet the new lead-free requirement?**

The prohibitions on use and introduction into commerce apply to all pipe, pipe fittings, plumbing fittings, and fixtures (henceforth referred to as "products"), including stocked inventories that have not been installed. This includes coated or uncoated brass or bronze materials. By using the flow-chart below as a guide, you can determine if a product must meet the new lead-free requirement:

**Lead-Free Requirement Exemptions**

(A) The new requirement does not apply to pipes, pipe fittings, plumbing fittings, or fixtures, including backflow preventers, that are used exclusively for nonpotable service such as manufacturing, industrial processing, irrigation, outdoor watering or any other uses where the water is not anticipated to be used for human consumption.

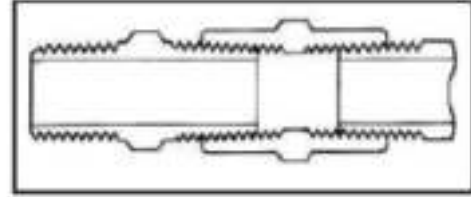
(B) The new requirement does not apply to toilets, bidets, urinals, fill valves, flushometer valves, tub fillers, shower valves, service saddles or water distribution main gate valves 2 inches in diameter or larger.



**LEAD FREE PIPE**  
LEAD FREE BRASS FITTINGS

**BRASS PIPE FITTINGS LEAD FREE**

- One piece construction, available in barstock or forgings
- Used with brass or steel pipe
- All pipe threads are "American Standard Taper Pipe Threads"
- Fair vibration resistance
- Used in low to medium pressure applications
- Teflon tape or pipe sealant is recommended
- Pipe threads should be tightened 2 1/2 turns past finger tight



| NOMINAL PIPE SIZE          | 1/8    | 1/4    | 3/8    | 1/2    | 3/4    | 1        |
|----------------------------|--------|--------|--------|--------|--------|----------|
| THREAD SIZE                | 1/8-27 | 1/4-18 | 3/8-18 | 1/2-14 | 3/4-14 | 1-11 1/2 |
| APPROX. DIAMETER IN INCHES | 3/8"   | 1/2"   | 5/8"   | 3/4"   | 1"     | 1-3/8"   |

**BRASS PIPE FITTINGS**

**ELBOW 90° BARSTOCK**



LF100

| PART #    | SIZE | LIST |
|-----------|------|------|
| 706100-02 | 1/8" | ---  |
| 706100-04 | 1/4" | ---  |
| 706100-06 | 3/8" | ---  |
| 706100-08 | 1/2" | ---  |
| 706100-12 | 3/4" | ---  |

**ELBOW 90° FORGED**



| PART #    | SIZE | LIST |
|-----------|------|------|
| 706200-02 | 1/8" | ---  |
| 706200-04 | 1/4" | ---  |
| 706200-06 | 3/8" | ---  |
| 706200-08 | 1/2" | ---  |
| 706200-12 | 3/4" | ---  |

**REDUCING ELBOW FORGED**



| PART #      | SIZE        | LIST |
|-------------|-------------|------|
| 706205-0604 | 3/8" x 1/4" | ---  |

**ELBOW 45°**



LF10045

| PART #    | SIZE | LIST |
|-----------|------|------|
| 706107-02 | 1/8" | ---  |
| 706107-04 | 1/4" | ---  |

**TEE BARSTOCK**



| PART #    | SIZE | LIST |
|-----------|------|------|
| 706101-02 | 1/8" | ---  |
| 706101-04 | 1/4" | ---  |
| 706101-06 | 3/8" | ---  |
| 706101-08 | 1/2" | ---  |
| 706101-12 | 3/4" | ---  |

**TEE FORGED**



| PART #    | SIZE | LIST |
|-----------|------|------|
| 706201-02 | 1/8" | ---  |
| 706201-04 | 1/4" | ---  |
| 706201-06 | 3/8" | ---  |
| 706201-08 | 1/2" | ---  |
| 706201-12 | 3/4" | ---  |

**REDUCING TEE FORGED**



| PART #        | SIZE           | LIST |
|---------------|----------------|------|
| 706206-060604 | 3/8"x3/8"x1/4" | ---  |

**CROSS BARSTOCK**



| PART #    | SIZE | LIST |
|-----------|------|------|
| 706102-02 | 1/8" |      |
| 706102-04 | 1/4" |      |
| 706102-06 | 3/8" |      |
| 706102-08 | 1/2" |      |
| 706102-12 | 3/4" |      |

**COUPLING**



| PART #    | SIZE | LIST |
|-----------|------|------|
| 706103-02 | 1/8" | ---  |
| 706103-04 | 1/4" | ---  |
| 706103-06 | 3/8" | ---  |
| 706103-08 | 1/2" | ---  |
| 706103-12 | 3/4" | ---  |

**LEAD FREE PIPE**

LEAD FREE BRASS FITTINGS

**UNION**



LF104

| PART #    | SIZE | LIST |
|-----------|------|------|
| 706104-02 | 1/8" | ---  |
| 706104-04 | 1/4" | ---  |
| 706104-06 | 3/8" | ---  |
| 706104-08 | 1/2" | ---  |
| 706104-12 | 3/4" | ---  |

**CAP**



LF108

| PART #    | SIZE | LIST |
|-----------|------|------|
| 706108-02 | 1/8" | ---  |
| 706108-04 | 1/4" | ---  |
| 706108-06 | 3/8" | ---  |
| 706108-08 | 1/2" | ---  |
| 706108-12 | 3/4" | ---  |

**PLUG CORED SQUARE HEAD**



LF

| PART #    | SIZE | LIST |
|-----------|------|------|
| 706109-02 | 1/8" | ---  |
| 706109-04 | 1/4" | ---  |
| 706109-06 | 3/8" | ---  |
| 706109-08 | 1/2" | ---  |
| 706109-12 | 3/4" | ---  |

**PLUG SOLID SQUARE HEAD**



LF109SD

| PART #    | SIZE | LIST |
|-----------|------|------|
| 706114-02 | 1/8" | ---  |
| 706114-04 | 1/4" | ---  |
| 706114-06 | 3/8" | ---  |
| 706114-08 | 1/2" | ---  |
| 706114-12 | 3/4" | ---  |

**COUNTERSUNK PLUG HEX**



LF109AL

| PART #    | SIZE | LIST |
|-----------|------|------|
| 706115-02 | 1/8" | ---  |
| 706115-04 | 1/4" | ---  |
| 706115-06 | 3/8" | ---  |
| 706115-08 | 1/2" | ---  |
| 706115-12 | 3/4" | ---  |



**FACE BUSHING**



LF110F

| PART #      | SIZE        | LIST |
|-------------|-------------|------|
| 706140-0402 | 1/4" x 1/8" | ---  |
| 706140-0604 | 3/8" x 1/4" | ---  |
| 706140-0806 | 1/2" x 3/8" | ---  |
| 706140-1208 | 3/4" x 1/2" | ---  |

**PLUG CORED HEX HEAD**



LF121

| PART #    | SIZE | LIST |
|-----------|------|------|
| 706121-02 | 1/8" | ---  |
| 706121-04 | 1/4" | ---  |
| 706121-06 | 3/8" | ---  |
| 706121-08 | 1/2" | ---  |
| 706121-12 | 3/4" | ---  |

**PLUG SOLID HEX HEAD**



| PART #    | SIZE | LIST |
|-----------|------|------|
| 706125-02 | 1/8" | ---  |
| 706125-04 | 1/4" | ---  |
| 706125-06 | 3/8" | ---  |
| 706125-08 | 1/2" | ---  |

**HEX BUSHING**



LF110

| PART #      | SIZE        | LIST |
|-------------|-------------|------|
| 706110-0402 | 1/4" x 1/8" | ---  |
| 706110-0602 | 3/8" x 1/8" | ---  |
| 706110-0604 | 3/8" x 1/4" | ---  |
| 706110-0802 | 1/2" x 1/8" | ---  |
| 706110-0804 | 1/2" x 1/4" | ---  |
| 706110-0806 | 1/2" x 3/8" | ---  |
| 706110-1202 | 3/4" x 1/8" | ---  |
| 706110-1204 | 3/4" x 1/4" | ---  |
| 706110-1206 | 3/4" x 3/8" | ---  |
| 706110-1208 | 3/4" x 1/2" | ---  |
| 706110-1604 | 1" x 1/4"   | ---  |
| 706110-1606 | 1" x 3/8"   | ---  |
| 706110-1608 | 1" x 1/2"   | ---  |
| 706110-1612 | 1" x 3/4"   | ---  |

**LEAD FREE PIPE**

LEAD FREE BRASS FITTINGS

**CLOSE NIPPLE**



LF112

| PART #    | SIZE | LIST |
|-----------|------|------|
| 706112-02 | 1/8" | ---  |
| 706112-04 | 1/4" | ---  |
| 706112-06 | 3/8" | ---  |
| 706112-08 | 1/2" | ---  |
| 706112-12 | 3/4" | ---  |

**LONG NIPPLE**



LF113

| PART #      | SIZE          | LIST |
|-------------|---------------|------|
| 706113-0224 | 1/8" x 1-1/2" | ---  |
| 706113-0232 | 1/8" x 2"     | ---  |
| 706113-0240 | 1/8" x 2-1/2" | ---  |
| 706113-0248 | 1/8" x 3"     | ---  |
| 706113-0424 | 1/4" x 1-1/2" | ---  |
| 706113-0432 | 1/4" x 2"     | ---  |
| 706113-0440 | 1/4" x 2-1/2" | ---  |
| 706113-0448 | 1/4" x 3"     | ---  |
| 706113-0624 | 3/8" x 1-1/2" | ---  |
| 706113-0632 | 3/8" x 2"     | ---  |

**HEX NIPPLE**



LF23325X  
LF122

| PART #    | SIZE | LIST |
|-----------|------|------|
| 706122-02 | 1/8" | ---  |
| 706122-04 | 1/4" | ---  |
| 706122-06 | 3/8" | ---  |
| 706122-08 | 1/2" | ---  |
| 706122-12 | 3/4" | ---  |
| 706122-16 | 1"   | ---  |

**REDUCING HEX NIPPLE**



LF123

| PART #      | SIZE        | LIST |
|-------------|-------------|------|
| 706123-0402 | 1/4" x 1/8" | ---  |
| 706123-0602 | 3/8" x 1/8" | ---  |
| 706123-0604 | 3/8" x 1/4" | ---  |
| 706123-0804 | 1/2" x 1/4" | ---  |
| 706123-0806 | 1/2" x 3/8" | ---  |
| 706123-1208 | 3/4" x 1/2" | ---  |

**LEAD FREE PIPE**  
LEAD FREE BRASS FITTINGS

**REDUCING COUPLING**



LF119

| PART #      | SIZE        | LIST |
|-------------|-------------|------|
| 706119-0402 | 1/4" x 1/8" | ---  |
| 706119-0602 | 3/8" x 1/8" | ---  |
| 706119-0604 | 3/8" x 1/4" | ---  |
| 706119-0802 | 1/2" x 1/8" | ---  |
| 706119-0804 | 1/2" x 1/4" | ---  |
| 706119-0806 | 1/2" x 3/8" | ---  |
| 706119-1208 | 3/4" x 1/2" | ---  |

**ADAPTER**



LF120

| PART #      | SIZE        | LIST |
|-------------|-------------|------|
| 706120-0202 | 1/8" x 1/8" | ---  |
| 706120-0402 | 1/4" x 1/8" | ---  |
| 706120-0404 | 1/4" x 1/4" | ---  |
| 706120-0602 | 3/8" x 1/8" | ---  |
| 706120-0604 | 3/8" x 1/4" | ---  |
| 706120-0606 | 3/8" x 3/8" | ---  |
| 706120-0804 | 1/2" x 1/4" | ---  |
| 706120-0806 | 1/2" x 3/8" | ---  |
| 706120-0808 | 1/2" x 1/2" | ---  |
| 706120-1208 | 3/4" x 1/2" | ---  |
| 706120-1212 | 3/4" x 3/4" | ---  |

**SHORT BARSTOCK STREET ELBOW 90°**



| PART #    | SIZE | LIST |
|-----------|------|------|
| 706116-02 | 1/8" | ---  |
| 706116-04 | 1/4" | ---  |
| 706116-06 | 3/8" | ---  |
| 706116-08 | 1/2" | ---  |
| 706116-12 | 3/4" | ---  |

**BARSTOCK ST ELBOW**



LF116

| PART #    | SIZE | LIST |
|-----------|------|------|
| 706118-02 | 1/8" | ---  |
| 706118-04 | 1/4" | ---  |
| 706118-06 | 3/8" | ---  |

# LEAD FREE PIPE

## LEAD FREE BRASS FITTINGS

### FORGED\* STREET ELBOW 90°



| PART #    | SIZE | LIST |
|-----------|------|------|
| 706216-02 | 1/8" | ---  |
| 706216-04 | 1/4" | ---  |
| 706216-06 | 3/8" | ---  |
| 706216-08 | 1/2" | ---  |
| 706216-12 | 3/4" | ---  |

### FORGED\* REDUCING STREET ELBOW



| PART #      | SIZE        | LIST |
|-------------|-------------|------|
| 706228-0402 | 1/4" x 1/8" | ---  |
| 706228-0406 | 1/4" x 3/8" | ---  |
| 706228-0608 | 3/8" x 1/2" | ---  |
| 706228-0806 | 1/2" x 3/8" | ---  |

\* Forged and Barstock shapes may be substituted for one another in Lead Free.

### STREET ELBOW 45°



LF124

| PART #    | SIZE | LIST |
|-----------|------|------|
| 706124-02 | 1/8" | ---  |
| 706124-04 | 1/4" | ---  |
| 706124-06 | 3/8" | ---  |
| 706124-08 | 1/2" | ---  |
| 706124-12 | 3/4" | ---  |

### STREET TEE BARSTOCK



LF127

| PART #    | SIZE | LIST |
|-----------|------|------|
| 706127-02 | 1/8" | ---  |
| 706127-04 | 1/4" | ---  |
| 706127-06 | 3/8" | ---  |
| 706127-08 | 1/2" | ---  |
| 706127-12 | 3/4" | ---  |

### STREET TEE FORGED



| PART #    | SIZE | LIST |
|-----------|------|------|
| 706227-02 | 1/8" | ---  |
| 706227-04 | 1/4" | ---  |
| 706227-06 | 3/8" | ---  |

### ELBOW BARSTOCK



| PART #    | SIZE | LIST |
|-----------|------|------|
| 706130-02 | 1/8" | ---  |
| 706130-04 | 1/4" | ---  |
| 706230-06 | 3/8" | ---  |

**LEAD FREE PIPE/LEAD FREE PUSH-ON**

LEAD FREE BRASS FITTINGS

**ELBOW FORGED**



| PART #    | SIZE | LIST |
|-----------|------|------|
| 706230-02 | 1/8" | ---  |
| 706230-04 | 1/4" | ---  |
| 706230-06 | 3/8" | ---  |
| 706230-08 | 1/2" | ---  |

**REDUCING ELBOW**



| PART #      | SIZE        | LIST |
|-------------|-------------|------|
| 706235-0402 | 1/4" x 1/8" | ---  |
| 706235-0602 | 3/8" x 1/8" | ---  |
| 706235-0604 | 3/8" x 1/4" | ---  |
| 706235-0806 | 1/2" x 3/8" | ---  |

**TEE BARSTOCK**



LF131

| PART #    | SIZE | LIST |
|-----------|------|------|
| 706131-02 | 1/8" | ---  |
| 706131-04 | 1/4" | ---  |
| 706131-06 | 3/8" | ---  |
| 706131-08 | 1/2" | ---  |

**TEE FORGED**



| PART #    | SIZE | LIST |
|-----------|------|------|
| 706232-02 | 1/8" | ---  |
| 706232-04 | 1/4" | ---  |
| 706232-06 | 3/8" | ---  |

**PUSH-ON**

**MALE ADAPTER**



| PART #      | HOSE I.D. X MALE NPTF | LIST |
|-------------|-----------------------|------|
| 707201-0402 | 1/4" x 1/8"           | ---  |
| 707201-0404 | 1/4" x 1/4"           | ---  |
| 707201-0604 | 3/8" x 1/4"           | ---  |
| 707201-0606 | 3/8" x 3/8"           | ---  |
| 707201-0608 | 1/2" x 3/8"           | ---  |
| 707201-0808 | 1/2" x 1/2"           | ---  |

**LEAD FREE PIPE HOSE BARBS**

LEAD FREE BRASS FITTINGS

**RIGID MALE ADAPTER**



LF29

| PART #      | HOSE I.D. X MALE NPTF | LIST |
|-------------|-----------------------|------|
| 707001-0202 | 1/8" x 1/8"           | ---  |
| 707001-0204 | 1/8" x 1/4"           | ---  |
| 707001-0302 | 3/16" x 1/8"          | ---  |
| 707001-0304 | 3/16" x 1/4"          | ---  |
| 707001-0402 | 1/4" x 1/8"           | ---  |
| 707001-0404 | 1/4" x 1/4"           | ---  |
| 707001-0406 | 1/4" x 3/8"           | ---  |
| 707001-0408 | 1/4" x 1/2"           | ---  |
| 707001-0502 | 5/16" x 1/8"          | ---  |
| 707001-0504 | 5/16" x 1/4"          | ---  |
| 707001-0506 | 5/16" x 3/8"          | ---  |
| 707001-0602 | 3/8" x 1/8"           | ---  |
| 707001-0604 | 3/8" x 1/4"           | ---  |
| 707001-0606 | 3/8" x 3/8"           | ---  |
| 707001-0608 | 3/8" x 1/2"           | ---  |
| 707001-0804 | 1/2" x 1/4"           | ---  |
| 707001-0806 | 1/2" x 3/8"           | ---  |
| 707001-0808 | 1/2" x 1/2"           | ---  |
| 707001-0812 | 1/2" x 3/4"           | ---  |
| 707001-1006 | 5/8" x 3/8"           | ---  |
| 707001-1008 | 5/8" x 1/2"           | ---  |
| 707001-1012 | 5/8" x 3/4"           | ---  |
| 707001-1208 | 3/4" x 1/2"           | ---  |
| 707001-1212 | 3/4" x 3/4"           | ---  |
| 707001-1612 | 1" x 3/4"             | ---  |
| 707001-1616 | 1" x 1"               | ---  |

**RIGID FEMALE ADAPTER**



LF29F

| PART #      | HOSE I.D. X FEMALE NPTF | LIST |
|-------------|-------------------------|------|
| 707002-0202 | 1/8" x 1/8"             | ---  |
| 707002-0204 | 1/8" x 1/4"             | ---  |
| 707002-0302 | 3/16" x 1/8"            | ---  |
| 707002-0304 | 3/16" x 1/4"            | ---  |
| 707002-0402 | 1/4" x 1/8"             | ---  |
| 707002-0404 | 1/4" x 1/4"             | ---  |
| 707002-0406 | 1/4" x 3/8"             | ---  |
| 707002-0502 | 5/16" x 1/8"            | ---  |
| 707002-0504 | 5/16" x 1/4"            | ---  |
| 707002-0506 | 5/16" x 3/8"            | ---  |
| 707002-0604 | 3/8" x 1/4"             | ---  |
| 707002-0606 | 3/8" x 3/8"             | ---  |
| 707002-0608 | 3/8" x 1/2"             | ---  |
| 707002-0804 | 1/2" x 1/4"             | ---  |
| 707002-0806 | 1/2" x 3/8"             | ---  |
| 707002-0808 | 1/2" x 1/2"             | ---  |
| 707002-1212 | 3/4" x 3/4"             | ---  |

**LEAD FREE HOSE BARBS**

LEAD FREE BRASS FITTINGS

**FORGED HOSE BARB 90° ELBOW**



LF29EBS

| PART #      | HOSE I.D. X MALE NPTF | LIST |
|-------------|-----------------------|------|
| 707020-0402 | 1/4" x 1/8"           | ---  |
| 707020-0404 | 1/4" x 1/4"           | ---  |
| 707020-0602 | 3/8" x 1/8"           | ---  |
| 707020-0604 | 3/8" x 1/4"           | ---  |
| 707020-0606 | 3/8" x 3/8"           | ---  |
| 707020-0608 | 3/8" x 1/2"           | ---  |
| 707020-0804 | 1/2" x 1/4"           | ---  |
| 707020-0806 | 1/2" x 3/8"           | ---  |
| 707020-0808 | 1/2" x 1/2"           | ---  |

**HOSE BARB TEES**



| PART #    | HOSE BARB SIZE | LIST |
|-----------|----------------|------|
| 707024-04 | 1/4"           | ---  |
| 707024-05 | 5/16"          | ---  |
| 707024-06 | 3/8"           | ---  |

**MENDER/ SPLICER**



| PART #    | HOSE I.D. X HOSE I.D. | LIST |
|-----------|-----------------------|------|
| 707014-03 | 3/16"                 | ---  |
| 707014-04 | 1/4"                  | ---  |
| 707014-05 | 5/16"                 | ---  |
| 707014-06 | 3/8"                  | ---  |
| 707014-08 | 1/2"                  | ---  |
| 707014-10 | 5/8"                  | ---  |
| 707014-12 | 3/4"                  | ---  |

**LEAD FREE MINI BALL VALVES BARB X BARB**



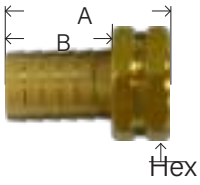
| PART #   | H.B. X H.B. | LIST |
|----------|-------------|------|
| 944142LF | 1/4"        | ---  |
| 944134LF | 3/8"        | ---  |

**LEAD FREE GARDEN HOSE**

LEAD FREE BRASS FITTINGS

**BARSTOCK BRASS GARDEN HOSE COUPLINGS**

**FEMALE SWIVEL ONLY**

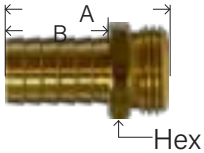


LF29FGH

| PART #      | HOSE BARB X FGH | LIST |
|-------------|-----------------|------|
| 707046-0812 | 1/2" x 3/4"     | ---  |
| 707046-1012 | 5/8" x 3/4"     | ---  |
| 707046-1212 | 3/4" x 3/4"     | ---  |

• WASHER INCLUDED

**MALE END ONLY**



LF29MGH

| PART #      | HOSE BARB X MGH | LIST |
|-------------|-----------------|------|
| 707048-0812 | 1/2" x 3/4"     | ---  |
| 707048-1012 | 5/8" x 3/4"     | ---  |
| 707048-1212 | 3/4" x 3/4"     | ---  |

**GARDEN HOSE COUPLING**



• WASHER INCLUDED

| PART #    | HOSE BARB SIZE | LIST |
|-----------|----------------|------|
| 707042-08 | 1/2"           | ---  |
| 707042-10 | 5/8"           | ---  |
| 707042-12 | 3/4"           | ---  |

**SWIVEL - FGH X FGH**



LFS3

| PART #    | FGH X FGH   | LIST |
|-----------|-------------|------|
| 707403-12 | 3/4" x 3/4" | ---  |
| 707402-12 | no swivel   | ---  |

• WASHER INCLUDED

**SWIVEL - FGH X FEMALE PIPE**



LFS1  
LFS2

| PART #      | FGH X FGH   | LIST |
|-------------|-------------|------|
| 707401-1208 | 3/4" x 1/2" | ---  |
| 707401-1212 | 3/4" x 3/4" | ---  |

• WASHER INCLUDED

**RIGID - FGH X FEMALE PIPE**



• WASHER INCLUDED

| PART #      | FGH X FGH   | LIST |
|-------------|-------------|------|
| 707411-1202 | 3/4" x 1/8" | ---  |
| 707482-1208 | 3/4" x 1/2" | ---  |
| 707482-1212 | 3/4" x 3/4" | ---  |



**LEAD FREE GARDEN HOSE**

LEAD FREE BRASS FITTINGS

**SWIVEL - FGH X MALE PIPE**

• WASHER INCLUDED



| PART #      | FGH X MALE NPTF | LIST |
|-------------|-----------------|------|
| 707420-1204 | 3/4" x 1/4"     | ---  |
| 707420-1206 | 3/4" x 3/8"     | ---  |
| 707420-1208 | 3/4" x 1/2"     | ---  |

**RIGID - FGH X MALE PIPE**

• WASHER INCLUDED



| PART #        | FGH X FEMALE NPTF      | LIST |
|---------------|------------------------|------|
| 707484-1208   | 3/4" x 1/2" (1/2" SWT) | ---  |
| 707484-121208 | 3/4" x 3/4" (1/2" FIP) | ---  |

**RIGID - MGH X MGH**



LF85GHT

| PART #        | MGH X MGH              | LIST |
|---------------|------------------------|------|
| 707486-121208 | 3/4" x 3/4" (1/2" FIP) | ---  |
| 707486-1212   | 3/4" x 3/4"            | ---  |

**RIGID - MGH X FEMALE PIPE**



LF110GH-124

| PART #      | MGH X FEMALE NPTF | LIST |
|-------------|-------------------|------|
| 707480-1204 | 3/4" x 1/4"       | ---  |
| 707480-1206 | 3/4" x 3/8"       | ---  |
| 707480-1208 | 3/4" x 1/2"       | ---  |
| 707480-1212 | 3/4" x 3/4"       | ---  |

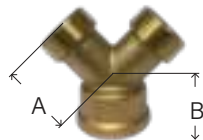
**RIGID - MGH X MALE PIPE**



LF68GH1216

| PART #        | MGH X MALE NPTF        | LIST |
|---------------|------------------------|------|
| 707478-1206   | 3/4" x 3/8"            | ---  |
| 707478-1208   | 3/4" x 1/2"            | ---  |
| 707478-120808 | 3/4" x 1/2" (1/2" SWT) | ---  |
| 707478-121208 | 3/4" x 3/4" x 1/2"     | ---  |

**CAST BRASS HOSE - "Y" CONNECTOR**



LFHY12

| PART #    | FGH X MGH(2) | LIST |
|-----------|--------------|------|
| 707461-12 | 3/4"         | ---  |

**LEAD FREE GARDEN HOSE**

LEAD FREE BRASS FITTINGS

**GARDEN HOSE CAP**



| PART #    | SIZE          | LIST |
|-----------|---------------|------|
| 707404-12 | 3/4" Die Cast | ---  |

LFHC-12W

**GARDEN HOSE NUT**



A  
707407-12

| PART #    | SIZE    | LIST |
|-----------|---------|------|
| 707407-12 | Knurled | ---  |
| 707406-12 | Hex Nut | ---  |



Hex  
707406-12

**EVAPORATING COOLER ADAPTERS**



LFECF12H

\* Pipe Threads  
\*\* Garden Hose  
Threads

| PART #    | SIZE               | LIST |
|-----------|--------------------|------|
| 30019LF*  | 3/4" x 3/4" x 1/8" |      |
| 30020LF** | 3/4" x 3/4" x 1/8" |      |
| 30013LF*  | 1/2" x 1/2" x 1/8" |      |

**SAE 45° brass flare fittings**

- Two pieces construction – nut and body
- Use with copper, brass, aluminum, or steel tubing
- -40° to +250° F. temperature range
- Resists mechanical pullout
- Easy to disassemble and can be reassembled many times, with no effect on the seal
- Primary uses: fuel equipment, plumbing, gases, refrigeration, and vacuum lines
- Meet functional requirements for SAE, ASME and ASA codes for pressure piping



**TO ASSEMBLE:**

- 1 Cut smooth, square end on tubing
- 2 Slide nut onto tube - threads facing end
- 3 Flare end of tube
- 4 Thread nut to body until snug, then

|             |         |        |         |        |        |          |        |        |          |          |          |
|-------------|---------|--------|---------|--------|--------|----------|--------|--------|----------|----------|----------|
| TUBE O.D.   | 1/8     | 3/16   | 1/4     | 5/16   | 3/8    | 7/16     | 1/2    | 5/8    | 3/4      | 7/8      | 1        |
| THREAD SIZE | 5/16-24 | 3/8-24 | 7/16-20 | 1/2-20 | 5/8-18 | 11/16-16 | 3/4-16 | 7/8-14 | 11/16-14 | 1-1/4-12 | 1 3/8-12 |

**SHORT ROD NUT**



LF41S  
LF41XS

| PART #    | THREAD SIZE UNF | LIST |
|-----------|-----------------|------|
| 704014-02 | 1/8"            | ---  |
| 704014-03 | 3/16"           | ---  |
| 704014-04 | 1/4"            | ---  |
| 704014-05 | 5/16"           | ---  |
| 704014-06 | 3/8"            | ---  |
| 704014-08 | 1/2"            | ---  |
| 704014-10 | 5/8"            | ---  |
| 704014-12 | 3/4"            | ---  |

**SHORT FORGED NUT**



| PART #      | THREAD SIZE UNF | LIST |
|-------------|-----------------|------|
| 704018-04   | 1/4"            | ---  |
| 704018-06   | 3/8"            | ---  |
| 704020-0604 | 3/8" x 1/4"     | ---  |
| 704018-08   | 1/2"            | ---  |
| 704020-0806 | 1/2" x 3/8"     | ---  |
| 704018-10   | 5/8"            | ---  |
| 704020-1008 | 5/8" x 1/2"     | ---  |
| 704018-12   | 3/4"            | ---  |

# LEAD FREE FLARE

## LEAD FREE BRASS FITTINGS

LEAD FREE

### UNION



LF242

| PART #      | THREAD SIZE UNF | LIST |
|-------------|-----------------|------|
| 704042-02   | 1/8"            | ---  |
| 704042-03   | 3/16"           | ---  |
| 704042-04   | 1/4"            | ---  |
| 704042-05   | 5/16"           | ---  |
| 704042-06   | 3/8"            | ---  |
| 704056-0604 | 3/8" x 1/4"     | ---  |
| 704042-08   | 1/2"            | ---  |
| 704056-0804 | 1/2" x 1/4"     | ---  |
| 704056-0806 | 1/2" x 3/8"     | ---  |
| 704042-10   | 5/8"            | ---  |
| 704056-1006 | 5/8" x 3/8"     | ---  |
| 704056-1008 | 5/8" x 1/2"     | ---  |
| 704042-12   | 3/4"            | ---  |

### CAP



LF40

| PART #    | THREAD SIZE UNF | LIST |
|-----------|-----------------|------|
| 704040-04 | 1/4"            | ---  |
| 704040-05 | 5/16"           | ---  |
| 704040-06 | 3/8"            | ---  |
| 704040-08 | 1/2"            | ---  |
| 704040-10 | 5/8"            | ---  |

### UNION TEE



| PART #    | SIZE (1 X 2 X 3) | LIST |
|-----------|------------------|------|
| 704044-02 | 1/8"             | ---  |
| 704044-03 | 3/16"            | ---  |
| 704044-04 | 1/4"             | ---  |
| 704044-05 | 5/16"            | ---  |
| 704044-06 | 3/8"             | ---  |
| 704044-08 | 1/2"             | ---  |
| 704044-10 | 5/8"             | ---  |

### REDUCING UNION TEE



| PART #        | SIZE (1 X 2 X 3)   | LIST |
|---------------|--------------------|------|
| 704059-060604 | 3/8" x 3/8" x 1/4" | ---  |
| 704059-060608 | 3/8" x 3/8" x 1/2" | ---  |
| 704059-080806 | 1/2" x 1/2" x 3/8" | ---  |
| 704059-080810 | 1/2" x 1/2" x 5/8" | ---  |
| 704059-101008 | 5/8" x 5/8" x 1/2" | ---  |

### PLUG



LF39

| PART #    | THREAD SIZE UNF | LIST |
|-----------|-----------------|------|
| 704039-04 | 1/4"            | ---  |
| 704039-06 | 3/8"            | ---  |
| 704039-08 | 1/2"            | ---  |
| 704039-10 | 5/8"            | ---  |

**LEAD FREE FLARE**  
LEAD FREE BRASS FITTINGS

**FEMALE ADAPTER**



LF46

| PART #      | MALE FLARE X FEMALE NPTF | LIST |
|-------------|--------------------------|------|
| 704046-0302 | 3/16" x 1/8"             | ---  |
| 704046-0402 | 1/4" x 1/8"              | ---  |
| 704046-0404 | 1/4" x 1/4"              | ---  |
| 704046-0406 | 1/4" x 3/8"              | ---  |
| 704046-0408 | 1/4" x 1/2"              | ---  |
| 704046-0502 | 5/16" x 1/8"             | ---  |
| 704046-0504 | 5/16" x 1/4"             | ---  |
| 704046-0602 | 3/8" x 1/8"              | ---  |
| 704046-0604 | 3/8" x 1/4"              | ---  |
| 704046-0606 | 3/8" x 3/8"              | ---  |
| 704046-0608 | 3/8" x 1/2"              | ---  |
| 704046-0612 | 3/8" x 3/4"              | ---  |
| 704046-0804 | 1/2" x 1/4"              | ---  |
| 704046-0806 | 1/2" x 3/8"              | ---  |
| 704046-0808 | 1/2" x 1/2"              | ---  |
| 704046-0812 | 1/2" x 3/4"              | ---  |
| 704046-1006 | 5/8" x 3/8"              | ---  |
| 704046-1008 | 5/8" x 1/2"              | ---  |
| 704046-1012 | 5/8" x 3/4"              | ---  |
| 704046-1212 | 3/4" x 3/4"              | ---  |

**MALE BRANCH TEE**



| PART #      | SIZE        | LIST |
|-------------|-------------|------|
| 704045-0402 | 1/4" x 1/8" | ---  |
| 704045-0404 | 1/4" x 1/4" | ---  |
| 704045-0406 | 1/4" x 3/8" | ---  |
| 704045-0604 | 3/8" x 1/4" | ---  |
| 704045-0606 | 3/8" x 3/8" | ---  |
| 704045-0608 | 3/8" x 1/2" | ---  |
| 704045-0806 | 1/2" x 3/8" | ---  |
| 704045-0808 | 1/2" x 1/2" | ---  |
| 704045-1008 | 5/8" x 1/2" | ---  |

**FORGED SWIVEL**



LF700

| PART #      | FEMALE FLARE UNF | LIST |
|-------------|------------------|------|
| 704070-04   | 1/4"             | ---  |
| 704070-05   | 5/16"            | ---  |
| 704070-06   | 3/8"             | ---  |
| 704070-08   | 1/2"             | ---  |
| 704070-10   | 5/8"             | ---  |
| 704075-0604 | 3/8" x 1/4"      | ---  |
| 704075-0806 | 1/2" x 3/8"      | ---  |

# LEAD FREE FLARE

## LEAD FREE BRASS FITTINGS

LEAD FREE

### MALE ADAPTER



LF48  
LF248

| PART #      | MALE FLARE X MALE NPTF | LIST |
|-------------|------------------------|------|
| 704048-0202 | 1/8" x 1/8"            | ---  |
| 704048-0302 | 3/16" x 1/8"           | ---  |
| 704048-0402 | 1/4" x 1/8"            | ---  |
| 704048-0404 | 1/4" x 1/4"            | ---  |
| 704048-0406 | 1/4" x 3/8"            | ---  |
| 704048-0408 | 1/4" x 1/2"            | ---  |
| 704048-0502 | 5/16" x 1/8"           | ---  |
| 704048-0504 | 5/16" x 1/4"           | ---  |
| 704048-0506 | 5/16" x 3/8"           | ---  |
| 704048-0602 | 3/8" x 1/8"            | ---  |
| 704048-0604 | 3/8" x 1/4"            | ---  |
| 704048-0606 | 3/8" x 3/8"            | ---  |
| 704048-0608 | 3/8" x 1/2"            | ---  |
| 704048-0612 | 3/8" x 3/4"            | ---  |
| 704048-0804 | 1/2" x 1/4"            | ---  |
| 704048-0806 | 1/2" x 3/8"            | ---  |
| 704048-0808 | 1/2" x 1/2"            | ---  |
| 704048-0812 | 1/2" x 3/4"            | ---  |
| 704048-1006 | 5/8" x 3/8"            | ---  |
| 704048-1008 | 5/8" x 1/2"            | ---  |
| 704048-1012 | 5/8" x 3/4"            | ---  |
| 704048-1208 | 3/4" x 1/2"            | ---  |
| 704048-1212 | 3/4" x 3/4"            | ---  |
| 704048-1412 | 7/8" x 3/4"            | ---  |

### UNION ELBOW



BS  
LF255B

| PART #      | FLARE X FLARE | LIST |
|-------------|---------------|------|
| 704055-04   | 1/4"          | ---  |
| 704055-06   | 3/8"          | ---  |
| 704055-08   | 1/2"          | ---  |
| 704057-0806 | 1/2" x 3/8"   | ---  |
| 704055-10   | 5/8"          | ---  |

### FLARE X FIP TEE



| PART #        | FLARE X FLARE X FE PIPE | LIST |
|---------------|-------------------------|------|
| 704058-080808 | 1/2" x 1/2" x 1/2"      | ---  |

**LEAD FREE FLARE**  
LEAD FREE BRASS FITTINGS

**90° MALE ELBOW**



LF249B  
BS

| PART #      | FLARE X MALE PIPE | LIST |
|-------------|-------------------|------|
| 704049-0302 | 3/16" x 1/8"      | ---  |
| 704049-0402 | 1/4" x 1/8"       | ---  |
| 704049-0404 | 1/4" x 1/4"       | ---  |
| 704049-0406 | 1/4" x 3/8"       | ---  |
| 704049-0408 | 1/4" x 1/2"       | ---  |
| 704049-0502 | 5/16" x 1/8"      | ---  |
| 704049-0504 | 5/16" x 1/4"      | ---  |
| 704049-0602 | 3/8" x 1/8"       | ---  |
| 704049-0604 | 3/8" x 1/4"       | ---  |
| 704049-0606 | 3/8" x 3/8"       | ---  |
| 704049-0608 | 3/8" x 1/2"       | ---  |
| 704049-0612 | 3/8" x 3/4"       | ---  |
| 704049-0804 | 1/2" x 1/4"       | ---  |
| 704049-0806 | 1/2" x 3/8"       | ---  |
| 704049-0808 | 1/2" x 1/2"       | ---  |
| 704049-0812 | 1/2" x 3/4"       | ---  |
| 704049-1006 | 5/8" x 3/8"       | ---  |
| 704049-1008 | 5/8" x 1/2"       | ---  |
| 704049-1012 | 5/8" x 3/4"       | ---  |
| 704049-1208 | 3/4" x 1/2"       | ---  |
| 704049-1212 | 3/4" x 3/4"       | ---  |

**FEMALE ELBOW**



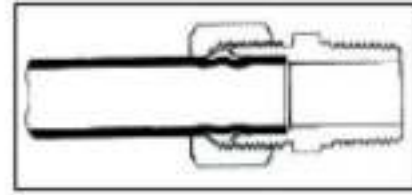
| PART #      | FLARE X FEMALE PIPE | LIST |
|-------------|---------------------|------|
| 704050-0402 | 1/4" x 1/8"         | ---  |
| 704050-0404 | 1/4" x 1/4"         | ---  |
| 704050-0604 | 3/8" x 1/4"         | ---  |
| 704050-0606 | 3/8" x 3/8"         | ---  |
| 704050-0608 | 3/8" x 1/2"         | ---  |
| 704050-0612 | 3/8" x 3/4"         | ---  |
| 704050-0806 | 1/2" x 3/8"         | ---  |
| 704050-0808 | 1/2" x 1/2"         | ---  |
| 704050-0812 | 1/2" x 3/4"         | ---  |
| 704050-1008 | 5/8" x 1/2"         | ---  |
| 704050-1012 | 5/8" x 3/4"         | ---  |
| 704050-1212 | 3/4" x 3/4"         | ---  |

# LEAD FREE COMPRESSION

## LEAD FREE BRASS FITTINGS

### BRASS COMPRESSION FITTINGS - LEAD FREE

- Three piece construction- nut, sleeve (or ferrule) and body
- Use with copper, aluminum, or plastic tubing (plastic requires 60P sleeve and 61P insert)
- -40° to +250° F. temperature range
- Easy to disassemble, no flaring tool required
- Primary uses: water, gasoline, oil, and vacuum lines



#### TO ASSEMBLE:

- 1 Cut smooth, square end on tubing
- 2 Slide nut, then sleeve onto tube. Threads must face end
- 3 Insert tube into fitting
- 4 Thread nut onto fitting until snug, then as follows:

|             |         |        |         |        |         |        |          |          |      |          |
|-------------|---------|--------|---------|--------|---------|--------|----------|----------|------|----------|
| Tube O.D.   | 1/8     | 3/16   | 1/4     | 5/16   | 3/8     | 7/16   | 1/2      | 5/8      | 3/4  | 7/8      |
| Thread Size | 5/16-24 | 3/8-24 | 7/16-24 | 1/2-24 | 9/16-24 | 5/8-24 | 11/16-20 | 13/16-18 | 1-18 | 1-1/8-18 |

### BRASS COMPRESSION FITTINGS

#### BRASS SLEEVE



LF260  
• FERRULES

| PART #    | SIZE  | LIST |
|-----------|-------|------|
| 700060-02 | 1/8"  | ---  |
| 700060-03 | 3/16" | ---  |
| 700060-04 | 1/4"  | ---  |
| 700060-05 | 5/16" | ---  |
| 700060-06 | 3/8"  | ---  |
| 700060-07 | 7/16" | ---  |
| 700060-08 | 1/2"  | ---  |
| 700060-10 | 5/8"  | ---  |
| 700060-12 | 3/4"  | ---  |
| 700060-14 | 7/8"  | ---  |

60 260

#### DELTRIN SLEEVE



| PART #   | SIZE  | LIST |
|----------|-------|------|
| 00560-04 | 1/4"  | ---  |
| 00560-05 | 5/16" | ---  |
| 00560-06 | 3/8"  | ---  |
| 00560-08 | 1/2"  | ---  |
| 00560-10 | 5/8"  | ---  |

60-P



**BRASS NUT**



LF261

| PART #    | SIZE  | LIST |
|-----------|-------|------|
| 700061-02 | 1/8"  | ---  |
| 700061-03 | 3/16" | ---  |
| 700061-04 | 1/4"  | ---  |
| 700061-05 | 5/16" | ---  |
| 700061-06 | 3/8"  | ---  |
| 700061-07 | 7/16" | ---  |
| 700061-08 | 1/2"  | ---  |
| 700061-10 | 5/8"  | ---  |
| 700061-12 | 3/4"  | ---  |
| 700061-14 | 7/8"  | ---  |

**BRASS INSERT**



• SLEEVE

| PART #    | SIZE  | LIST |
|-----------|-------|------|
| 700561-02 | 1/8"  | ---  |
| 700561-03 | 3/16" | ---  |
| 700561-04 | 1/4"  | ---  |
| 700561-05 | 5/16" | ---  |
| 700561-06 | 3/8"  | ---  |
| 700561-08 | 1/2"  | ---  |
| 700561-10 | 5/8"  | ---  |

**BRASS NUT W/ CAPTIVE SLEEVE**



LF611X6

| PART #    | SIZE  | LIST |
|-----------|-------|------|
| 700261-02 | 1/8"  | ---  |
| 700261-03 | 3/16" | ---  |
| 700261-04 | 1/4"  | ---  |
| 700261-05 | 5/16" | ---  |
| 700261-06 | 3/8"  | ---  |
| 700261-08 | 1/2"  | ---  |
| 700261-10 | 5/8"  | ---  |
| 700261-12 | 3/4"  | ---  |
| 700261-14 | 7/8"  | ---  |

**CAP**



| PART #    | SIZE  | LIST |
|-----------|-------|------|
| 700081-04 | 1/4"  | ---  |
| 700081-05 | 5/16" | ---  |
| 700081-06 | 3/8"  | ---  |
| 700081-08 | 1/2"  | ---  |
| 700081-10 | 5/8"  | ---  |

**LEAD FREE COMPRESSION**

LEAD FREE BRASS FITTINGS

**UNION**



LF262

| PART #    | SIZE  | LIST |
|-----------|-------|------|
| 700062-02 | 1/8"  | ---  |
| 700062-03 | 3/16" | ---  |
| 700062-04 | 1/4"  | ---  |
| 700062-05 | 5/16" | ---  |
| 700062-06 | 3/8"  | ---  |
| 700062-07 | 7/16" | ---  |
| 700062-08 | 1/2"  | ---  |
| 700062-10 | 5/8"  | ---  |
| 700062-12 | 3/4"  | ---  |
| 700062-14 | 7/8"  | ---  |

M-62

**REDUCING UNION**



LF62R

| PART #      | SIZE         | LIST |
|-------------|--------------|------|
| 700082-0402 | 1/4" x 1/8"  | ---  |
| 700082-0403 | 1/4" x 3/16" | ---  |
| 700082-0504 | 5/16" x 1/4" | ---  |
| 700082-0604 | 3/8" x 1/4"  | ---  |
| 700082-0605 | 3/8" x 5/16" | ---  |
| 700082-0806 | 1/2" x 3/8"  | ---  |
| 700082-1006 | 5/8" x 3/8"  | ---  |
| 700082-1008 | 5/8" x 1/2"  | ---  |

62-R

**TANK UNION**



LF62T

• DRILLED THROUGH

| PART #    | SIZE | LIST |
|-----------|------|------|
| 700092-06 | 3/8" | ---  |
| 700092-08 | 1/2" | ---  |
| 700092-10 | 5/8" | ---  |
| 700092-14 | 7/8" | ---  |

**TEE**



LF264B

| PART #    | SIZE  | LIST |
|-----------|-------|------|
| 700064-02 | 1/8"  | ---  |
| 700064-03 | 3/16" | ---  |
| 700064-04 | 1/4"  | ---  |
| 700064-05 | 5/16" | ---  |
| 700064-06 | 3/8"  | ---  |
| 700064-08 | 1/2"  | ---  |
| 700064-10 | 5/8"  | ---  |
| 700064-14 | 7/8"  | ---  |

**LEAD FREE COMPRESSION**

LEAD FREE BRASS FITTINGS

**REDUCING TEE**



LF264B

| PART #        | SIZE (1 X 2 X 3)   | LIST |
|---------------|--------------------|------|
| 700084-040402 | 1/4" x 1/4" x 1/8" | ---  |
| 700084-040406 | 1/4" x 1/4" x 3/8" | ---  |
| 700084-060604 | 3/8" x 3/8" x 1/4" |      |
| 700084-080804 | 1/2" x 1/2" x 1/4" |      |
| 700084-080806 | 1/2" x 1/2" x 3/8" |      |
| 700084-101006 | 5/8" x 5/8" x 3/8" |      |

64-R

**ELBOW**



LF265

| PART #      | SIZE        | LIST |
|-------------|-------------|------|
| 700065-02   | 1/8"        | ---  |
| 700065-03   | 3/16"       | ---  |
| 700065-04   | 1/4"        | ---  |
| 700065-05   | 5/16"       | ---  |
| 700065-06   | 3/8"        | ---  |
| 700065-08   | 1/2"        | ---  |
| 700065-10   | 5/8"        | ---  |
| 700065-12   | 3/4"        | ---  |
| 700065-14   | 7/8"        | ---  |
| 700085-0604 | 3/8" x 1/4" | ---  |
| 700085-0806 | 1/2" x 3/8" | ---  |
| 700085-1006 | 5/8" x 3/8" | ---  |
| 700085-1008 | 5/8" x 1/2" |      |

65 BSE2 165C 265C

# LEAD FREE COMPRESSION

## LEAD FREE BRASS FITTINGS

### FEMALE COUPLING



LF66  
LF266

| PART #      | COMP. X FEMALE NPT | LIST |
|-------------|--------------------|------|
| 700066-0202 | 1/8" x 1/8"        | ---  |
| 700066-0302 | 3/16" x 1/8"       | ---  |
| 700066-0304 | 3/16" x 1/4"       | ---  |
| 700066-0402 | 1/4" x 1/8"        | ---  |
| 700066-0404 | 1/4" x 1/4"        | ---  |
| 700066-0406 | 1/4" x 3/8"        | ---  |
| 700066-0408 | 1/4" x 1/2"        | ---  |
| 700066-0502 | 5/16" x 1/8"       | ---  |
| 700066-0504 | 5/16" x 1/4"       | ---  |
| 700066-0506 | 5/16" x 3/8"       | ---  |
| 700066-0602 | 3/8" x 1/8"        | ---  |
| 700066-0604 | 3/8" x 1/4"        | ---  |
| 700066-0606 | 3/8" x 3/8"        | ---  |
| 700066-0608 | 3/8" x 1/2"        | ---  |
| 700066-0612 | 3/8" x 3/4"        | ---  |
| 700066-0804 | 1/2" x 1/4"        | ---  |
| 700066-0806 | 1/2" x 3/8"        | ---  |
| 700066-0808 | 1/2" x 1/2"        | ---  |
| 700066-0812 | 1/2" x 3/4"        | ---  |
| 700066-1006 | 5/8" x 3/8"        | ---  |
| 700066-1008 | 5/8" x 1/2"        | ---  |
| 700066-1012 | 5/8" x 3/4"        | ---  |
| 700066-1208 | 3/4" x 1/2"        | ---  |
| 700066-1212 | 3/4" x 3/4"        | ---  |
| 700066-1408 | 7/8" x 1/2"        | ---  |
| 700066-1412 | 7/8" x 3/4"        | ---  |

66

### COMP X SWEAT ADAPTER



| PART #      | SIZE                 | LIST |
|-------------|----------------------|------|
| 700086-0610 | 3/8" x 1/2" nom.swt. | ---  |

**LEAD FREE COMPRESSION**

LEAD FREE BRASS FITTINGS

**MALE ADAPTER COMP X MIP**



LF68

| PART #      | SIZE         | LIST |
|-------------|--------------|------|
| 700068-0202 | 1/8" x 1/8"  | ---  |
| 700068-0302 | 3/16" x 1/8" | ---  |
| 700068-0304 | 3/16" x 1/4" | ---  |
| 700068-0402 | 1/4" x 1/8"  | ---  |
| 700068-0404 | 1/4" x 1/4"  | ---  |
| 700068-0406 | 1/4" x 3/8"  | ---  |
| 700068-0408 | 1/4" x 1/2"  | ---  |
| 700068-0502 | 5/16" x 1/8" | ---  |
| 700068-0504 | 5/16" x 1/4" | ---  |
| 700068-0506 | 5/16" x 3/8" | ---  |
| 700068-0508 | 5/16" x 1/2" | ---  |
| 700068-0602 | 3/8" x 1/8"  | ---  |
| 700068-0604 | 3/8" x 1/4"  | ---  |
| 700068-0606 | 3/8" x 3/8"  | ---  |
| 700068-0608 | 3/8" x 1/2"  | ---  |
| 700068-0612 | 3/8" x 3/4"  | ---  |
| 700068-0704 | 7/16" x 1/4" | ---  |
| 700068-0706 | 7/16" x 3/8" | ---  |
| 700068-0804 | 1/2" x 1/4"  | ---  |
| 700068-0806 | 1/2" x 3/8"  | ---  |
| 700068-0808 | 1/2" x 1/2"  | ---  |
| 700068-0812 | 1/2" x 3/4"  | ---  |
| 700068-1006 | 5/8" x 3/8"  | ---  |
| 700068-1008 | 5/8" x 1/2"  | ---  |
| 700068-1012 | 5/8" x 3/4"  | ---  |
| 700068-1208 | 3/4" x 1/2"  | ---  |
| 700068-1212 | 3/4" x 3/4"  | ---  |
| 700068-1408 | 7/8" x 1/2"  | ---  |
| 700068-1412 | 7/8" x 3/4"  | ---  |
| 700068-1416 | 7/8" x 1"    | ---  |

**LEAD FREE COMPRESSION**

LEAD FREE BRASS FITTINGS


**ELBOW COMP X MIP**



LF269B  
LF69F

| PART #      | SIZE         | LIST |
|-------------|--------------|------|
| 700069-0202 | 1/8" x 1/8"  | ---  |
| 700069-0302 | 3/16" x 1/8" | ---  |
| 700069-0304 | 3/16" x 1/4" | ---  |
| 700069-0402 | 1/4" x 1/8"  | ---  |
| 700069-0404 | 1/4" x 1/4"  | ---  |
| 700069-0406 | 1/4" X 3/8"  | ---  |
| 700069-0408 | 1/4" x 1/2"  | ---  |
| 700069-0502 | 5/16" x 1/8" | ---  |
| 700069-0504 | 5/16" x 1/4" | ---  |
| 700069-0506 | 5/16" x 3/8" | ---  |
| 700069-0602 | 3/8" x 1/8"  | ---  |
| 700069-0604 | 3/8" x 1/4"  | ---  |
| 700069-0606 | 3/8" x 3/8"  | ---  |
| 700069-0608 | 3/8" x 1/2"  | ---  |
| 700069-0612 | 3/8" x 3/4"  | ---  |
| 700069-0704 | 7/16" x 1/4" | ---  |
| 700069-0804 | 1/2" x 1/4"  | ---  |
| 700069-0806 | 1/2" x 3/8"  | ---  |
| 700069-0808 | 1/2" x 1/2"  | ---  |
| 700069-0812 | 1/2" x 3/4"  | ---  |
| 700069-1006 | 5/8" x 3/8"  | ---  |
| 700069-1008 | 5/8" x 1/2"  | ---  |
| 700069-1012 | 5/8" x 3/4"  | ---  |
| 700069-1208 | 3/4" x 1/2"  | ---  |
| 700069-1212 | 3/4" x 3/4"  | ---  |
| 700069-1412 | 7/8" x 3/4"  | ---- |

**TANK CONNECTOR COMP X MIP**



LF68T  
• DRILLED  
THROUGH

| PART #      | SIZE         | LIST |
|-------------|--------------|------|
| 700088-0302 | 3/16" x 1/8" | ---  |
| 700088-0402 | 1/4" x 1/8"  | ---  |
| 700088-0404 | 1/4" x 1/4"  | ---  |
| 700088-0604 | 3/8" x 1/4"  | ---  |
| 700088-0606 | 3/8" x 3/8"  | ---  |
| 700088-0608 | 3/8" x 1/2"  | ---  |
| 700088-0806 | 1/2" x 3/8"  | ---  |
| 700088-0808 | 1/2" x 1/2"  | ---  |
| 700088-1008 | 5/8" x 1/2"  | ---- |

69 269C BSE1 169C

**LEAD FREE COMPRESSION**

LEAD FREE BRASS FITTINGS

**FEMALE ELBOW COMP X FIP**



| PART #      | SIZE         | LIST |
|-------------|--------------|------|
| 700070-0202 | 1/8" x 1/8"  | ---  |
| 700070-0302 | 3/16" x 1/8" | ---  |
| 700070-0402 | 1/4" x 1/8"  | ---  |
| 700070-0404 | 1/4" x 1/4"  | ---  |
| 700070-0406 | 1/4" x 3/8"  | ---  |
| 700070-0408 | 1/4" x 1/2"  | ---  |
| 700070-0502 | 5/16" x 1/8" | ---  |
| 700070-0504 | 5/16" x 1/4" | ---  |
| 700070-0602 | 3/8" x 1/8"  | ---  |
| 700070-0604 | 3/8" x 1/4"  | ---  |
| 700070-0606 | 3/8" x 3/8"  | ---  |
| 700070-0608 | 3/8" x 1/2"  | ---  |
| 700070-0612 | 3/8" x 3/4"  | ---  |
| 700070-0806 | 1/2" x 3/8"  | ---  |
| 700070-0808 | 1/2" x 1/2"  | ---  |
| 700070-1006 | 5/8" x 3/8"  | ---  |
| 700070-1008 | 5/8" x 1/2"  | ---  |
| 700070-1012 | 5/8" x 3/4"  | ---  |

**45° ELBOW COMP X MIP**



| PART #      | SIZE        | LIST |
|-------------|-------------|------|
| 700095-0402 | 1/4" x 1/8" | ---  |
| 700095-0404 | 1/4" x 1/4" | ---  |
| 700095-0604 | 3/8" x 1/4" | ---  |
| 700095-0606 | 3/8" x 3/8" | ---  |
| 700095-0806 | 1/2" x 3/8" | ---  |
| 700095-0808 | 1/2" x 1/2" | ---  |
| 700095-1008 | 5/8" x 1/2" | ---  |

**MALE RUN TEE COMPRESSION X MIP**



LF272

| PART #      | SIZE         | LIST |
|-------------|--------------|------|
| 700071-0302 | 3/16" x 1/8" | ---  |
| 700071-0402 | 1/4" x 1/8"  | ---  |
| 700071-0404 | 1/4" x 1/4"  | ---  |
| 700071-0502 | 5/16" x 1/8" | ---  |
| 700071-0504 | 5/16" x 1/4" | ---  |
| 700071-0604 | 3/8" x 1/4"  | ---  |
| 700071-0606 | 3/8" x 3/8"  | ---  |
| 700071-0806 | 1/2" x 3/8"  | ---  |

# LEAD FREE COMPRESSION

## LEAD FREE BRASS FITTINGS

### MALE BRANCH TEE COMP X MIP



| PART #      | SIZE         | LIST |
|-------------|--------------|------|
| 700072-0202 | 1/8" x 1/8"  | ---  |
| 700072-0302 | 3/16" x 1/8" | ---  |
| 700072-0402 | 1/4" x 1/8"  | ---  |
| 700072-0404 | 1/4" x 1/4"  | ---  |
| 700072-0502 | 5/16" x 1/8" | ---  |
| 700072-0504 | 5/16" x 1/4" | ---  |
| 700072-0602 | 3/8" x 1/8"  | ---  |
| 700072-0604 | 3/8" x 1/4"  | ---  |
| 700072-0606 | 3/8" x 3/8"  | ---  |
| 700072-0806 | 1/2" x 3/8"  | ---  |
| 700072-0808 | 1/2" x 1/2"  | ---  |
| 700072-1008 | 5/8" x 1/2"  | ---  |
| 700072-1212 | 3/4" x 3/4"  | ---- |

### TEE COMP X FIP X MIP



| PART #        | SIZE              | LIST |
|---------------|-------------------|------|
| 700075-040202 | 1/4" x 1/8 x 1/8" | ---  |

### TEE FIP X MIP X COMP



| PART #      | SIZE               | LIST |
|-------------|--------------------|------|
| 700076-0404 | 1/4" x 1/4" x 1/4" | ---  |

### FEMALE BRANCH TEE COMP X FIP



| PART #      | SIZE        | LIST |
|-------------|-------------|------|
| 700078-0602 | 3/8" x 1/8" | ---  |
| 700078-0604 | 3/8" x 1/4" | ---  |
| 700078-0606 | 3/8" x 3/8" | ---  |
| 700078-1002 | 5/8" x 1/8" | ---  |

### FEMALE ADAPTER COMPRESSION X FEMALE FLARE



| PART #      | SIZE        | LIST |
|-------------|-------------|------|
| 700093-0404 | 1/4" x 1/4" | ---  |

### MALE ADAPTER COMPRESSION X MALE FLARE



| PART #      | SIZE        | LIST |
|-------------|-------------|------|
| 700094-0404 | 1/4" x 1/4" | ---  |
|             | 1/4" x 3/8" |      |



**LEAD FREE COMPRESSION**

LEAD FREE BRASS FITTINGS

**FEMALE ADAPTER (GASKET) FEMALE COMPRESSION X COMPRESSION**



| PART #      | SIZE        | LIST |
|-------------|-------------|------|
| 730097-0604 | 3/8" x 1/4" | ---  |
| 700097-0806 | 1/2" x 3/8" | ---  |

**FEMALE ADAPTER (GASKET) FEMALE FLARE X COMPRESSION**



| PART #      | SIZE          | LIST |
|-------------|---------------|------|
| 734822-0606 | 9/16-24 x 3/8 | ---  |

**FEMALE ADAPTER (GASKET) FE GARDEN HOSE X COMPRESSION**



| PART #      | SIZE        | LIST |
|-------------|-------------|------|
| 737422-1204 | 3/4" x 1/4" | ---  |
| 737422-1206 | 3/4" x 3/8" | ---- |

LF124GH  
LF125GH

**SWIVEL ELBOW COMP X FE GARDEN HOSE SWIVEL**



| PART #      | SIZE        | LIST |
|-------------|-------------|------|
| 737469-0612 | 3/8" x 3/4" | ---  |

LF69GHS-162  
• NO NUT & SLEEVE

**LEAD FREE ADD-A-TEE COMP X COMP X SWIVEL FE COMPRESSION**



| PART #        | M & F COMP X MALE COMP | LIST |
|---------------|------------------------|------|
| 700073-060604 | 3/8 x 1/4              | ---  |
| 700073-060606 | 3/8 x 3/8              | ---  |




• For adding a water line  
• Ice makers, Coffee makers and instant hot water systems

• NSF Approved

# LEAD FREE NEEDLE VALVES

LEAD FREE BRASS FITTINGS

## COMP X COMP



| PART #    | COMP X COMP | LIST |
|-----------|-------------|------|
| 709106-04 | 1/4"        | ---  |
| 709106-05 | 5/16"       | ---  |
| 709106-06 | 3/8"        | ---  |

## COMP X MALE PIPE



| PART #      | COMP X MALE PIPE | LIST |
|-------------|------------------|------|
| 709101-0402 | 1/4" x 1/8"      | ---  |
| 709101-0404 | 1/4" x 1/4"      | ---  |
| 709101-0604 | 3/8" x 1/4"      | ---  |

## COMP X MALE PIPE-ANGLE



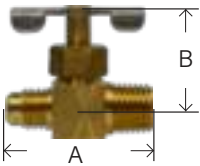
| PART #      | COMP X MALE PIPE | LIST |
|-------------|------------------|------|
| 709103-0402 | 1/4" x 1/8"      | ---  |
| 709103-0404 | 1/4" x 1/4"      | ---  |
| 709103-0502 | 5/16" x 1/8"     | ---  |
| 709103-0602 | 3/8" x 1/8"      | ---  |
| 709103-0604 | 3/8" x 1/4"      | ---  |

## FLARE X FLARE



| PART #    | FLARE X FLARE | LIST |
|-----------|---------------|------|
| 709110-04 | 1/4"          | ---  |
| 709110-06 | 3/8"          | ---  |

## FLARE X MALE PIPE



| PART #      | MALE FLARE X MALE PIPE | LIST |
|-------------|------------------------|------|
| 709104-0404 | 1/4" x 1/4"            | ---  |

## FEMALE PIPE X FEMALE PIPE



| PART #    | FEMALE X FEMALE | LIST |
|-----------|-----------------|------|
| 709134-02 | 1/8" x 1/8"     | ---  |
| 709134-04 | 1/4" x 1/4"     | ---  |

## MALE X FEMALE PIPE

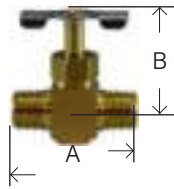


| PART #    | FEMALE X MALE | LIST |
|-----------|---------------|------|
| 709135-02 | 1/8" x 1/8"   | ---  |
| 709135-04 | 1/4" x 1/4"   | ---  |

## LEAD FREE NEEDLE VALVES

### LEAD FREE BRASS FITTINGS

#### MALE PIPE TO MALE PIPE



| PART #    | MALE PIPE X MALE PIPE | LIST |
|-----------|-----------------------|------|
| 709108-04 | 1/4"                  | ---  |

#### VALVE WITH TEE



| PART #      | SIZE        | LIST |
|-------------|-------------|------|
| 709178-0406 | 1/4" x 3/8" | ---  |
| 709178-0410 | 1/4" x 5/8" | ---  |
| 709178-0606 | 3/8" x 3/8" | ---  |

#### VALVE WITH SADDLE FITS UP TO 3/4" PIPE



| PART #    | SIZE  | LIST |
|-----------|-------|------|
| 709195-04 | 1/4"  | ---  |
| 709195-05 | 5/16" | ---- |
| 709195-06 | 3/8"  | ---  |

#### BRASS SADDLE



| PART # | SIZE | LIST |
|--------|------|------|
| 709190 | 1/8" | ---  |

#### SELF PIERCING SADDLE VALVES



| PART #    | DESCRIPTION | LIST |
|-----------|-------------|------|
| 709199-04 | Solid Pin   | ---  |
| 46090HLF  | Hollow Pin  | ---  |

- 1/4 Tube O.D.

SELF PIERCING NEEDLE  
VALVE KIT #M-104-VSP  
• INDIVIDUALLY BAGGED  
WITH NEEDLE VALVE

- SADDLE CLAMP
- 2 NUTS
- 2 BOLTS & WASHERS

Has brass sleeve for copper tube installation & delrin sleeve & brass insert for plastic tube installation.

**ICE MAKER KITS**  
LEAD FREE BRASS FITTINGS

**ICE MAKER KITS**

**ICE MAKER WATER SUPPLY KIT WITH POLY TUBING**



| PART # | DESCRIPTION | LIST |
|--------|-------------|------|
| 760001 | Kit         | ---  |

- Lead free fittings
- Bag with Header Card
- 25' 1/4" O.D. Polyethylene
- Self Piercing Saddle Valve
- 1/4" O.D. Compression x 1/8" MIP Elbow & Adapter
- 1/4" O.D. Compression Union
- 1/4" Inserts & Sleeves

**ICE-MAKER WATER SUPPLY KIT**



| PART # | DESCRIPTION | LIST |
|--------|-------------|------|
| 760008 | Kit         | ---  |

- Economy
- 25' Polyethylene Tubing
- Self Piercing Saddle Valve
- 1/4" Compression Union
- 1/4" Inserts & Sleeves

**ICE-MAKER WATER SUPPLY KIT WITH COPPER TUBING**



| PART # | DESCRIPTION | LIST |
|--------|-------------|------|
| 760002 | Kit         | ---  |

- Self Tapping Saddle Valve
- 25' Copper Tubing
- 1/4 Compression Union
- 1/4 x 1/8 Compression x MIP Connector
- 1/4 x 1/8 Compression x MIP Elbow

**ICE-MAKER WATER SUPPLY KIT WITH COPPER TUBING**



| PART # | DESCRIPTION | LIST |
|--------|-------------|------|
| 760004 | Kit         | ---  |

- Self Tapping Saddle Valve
- 10' Copper Tubing
- 1/4 Compression Union
- 1/4 x 1/8 Compression x MIP Connector
- 1/4 x 1/8 Compression x MIP Elbow

**ICE-MAKER WATER SUPPLY KIT WITH COPPER TUBING**



| PART # | DESCRIPTION | LIST |
|--------|-------------|------|
| 760005 | Kit         | ---  |

- Self Tapping Saddle Valve
- 15' Copper Tubing
- 1/4 Compression Union
- 1/4 x 1/8 Compression x MIP Connector
- 1/4 x 1/8 Compression x MIP Elbow

# PLUMBING ACCESSORIES!



SUPPLY CONNECTORS



SUPPLY STOPS



RUBBER COUPLINGS



VACUUM BREAKER



DIELECTRIC UNIONS



**WARNING:** This product can expose you to chemicals, including lead, which are known to the State of California to cause cancer and birth defects or other reproductive harm. For more information, visit [www.P65Warnings.ca.gov](http://www.P65Warnings.ca.gov)

# PLASTIC PEX ADAPTERS

## PLUMBING ACCESSORIES

### PEX COUPLING



| PART # | SIZE                | LIST PRICE |
|--------|---------------------|------------|
| 35231  | 1/2" Pex            |            |
| 35232  | 3/4" Pex            |            |
| 35233  | 1" Pex              |            |
| 35235  | 1/2" Pex x 3/8" Pex |            |
| 35236  | 3/4" Pex x 1/2" Pex |            |
| 35237  | 1" Pex x 3/4" Pex   |            |
| 35238  | 1" Pex x 1/2" Pex   |            |

### STD PEX TEE



| PART # | SIZE                           | LIST PRICE |
|--------|--------------------------------|------------|
| 35240  | 3/8" Pex                       |            |
| 35241  | 1/2" Pex                       |            |
| 35243  | 3/4" Pex                       |            |
| 35244  | 1" Pex                         |            |
| 35246  | 1/2" Pex x 3/4" Pex            |            |
| 35247  | 3/4" Pex x 1/2" Pex x 1/2" Pex |            |
| 35248  | 3/4" Pex x 1/2" Pex x 3/4" Pex |            |
| 35249  | 3/4" Pex x 3/4" Pex x 1/2" Pex |            |
| 35250  | 3/4" Pex x 3/4" Pex x 1" Pex   |            |
| 35251  | 1" Pex x 3/4" Pex x 3/4" Pex   |            |
| 35252  | 1" Pex x 1" Pex x 1/2" Pex     |            |
| 35253  | 1" Pex x 1" Pex x 3/4" Pex     |            |
| 35254  | 1" Pex x 3/4" Pex x 1" Pex     |            |

### PEX ELBOW



| PART # | SIZE                | LIST PRICE |
|--------|---------------------|------------|
| 35257  | 3/8" Pex            |            |
| 35258  | 1/2" Pex            |            |
| 35260  | 3/4" Pex            |            |
| 35261  | 1" Pex              |            |
| 35259  | 3/4" Pex x 1/2" Pex |            |

### STD PEX X FEMALE NPT ADAPTER



| PART # | SIZE                       | LIST PRICE |
|--------|----------------------------|------------|
| 35263  | 1/2" Pex x 1/2" Female NPT |            |
| 36264  | 3/4" Pex x 3/4" Female NPT |            |
| 36265  | 1" Pex x 1" Female NPT     |            |

### STD PEX X FEMALE NPSM ADAPTER



| PART # | SIZE                        | LIST PRICE |
|--------|-----------------------------|------------|
| 35268  | 3/8" Pex x 1/2" Female NPSM |            |
| 36269  | 1/2" Pex x 1/2" Female NPSM |            |
| 35270  | 1/2" Pex x 3/4" Female NPSM |            |
| 35271  | 3/4" Pex x 3/4" Female NPSM |            |
| 35272  | 3/4" Pex x 3/4" Female NPSM |            |

WARNING: This product can expose you to chemicals, including lead, which are known to the State of California to cause cancer and birth defects or other reproductive harm. For more information, visit [www.P65Warnings.ca.gov](http://www.P65Warnings.ca.gov)

# PLASTIC PEX ADAPTERS

## PLUMBING ACCESSORIES

### STD PEX X MALE NPT ADAPTER



| PART # | SIZE                     | LIST PRICE |
|--------|--------------------------|------------|
| 35276  | 1/2" Pex x 1/2" Male NPT |            |
| 35278  | 1/2" Pex x 3/4" Male NPT |            |
| 35279  | 3/4" Pex x 1/2" Male NPT |            |
| 35280  | 3/4" Pex x 3/4" Male NPT |            |
| 35281  | 1" Pex x 1" Male NPT     |            |

### PEX MALE ELBOW



| PART # | SIZE                 | LIST PRICE |
|--------|----------------------|------------|
| 35284  | 1/2" Pex x 3/8" Male |            |
| 35285  | 1/2" Pex x 1/2" Male |            |
| 35286  | 3/4" Pex x 1/2" Male |            |
| 35287  | 3/4" Pex x 3/4" Male |            |

### PEX FEMALE NPSM ELBOW



| PART # | SIZE                              | LIST PRICE |
|--------|-----------------------------------|------------|
| 35273  | 1/2" Pex x 1/2" Female NPSM Elbow |            |

### PEX TEE



| PART # | SIZE                            | LIST PRICE |
|--------|---------------------------------|------------|
| 35242  | 1/2" Pex x 1/2" Pex x 1/2" Male |            |

### PEX PLUG



| PART # | SIZE     | LIST PRICE |
|--------|----------|------------|
| 35290  | 1/2" Pex |            |
| 35291  | 3/4" Pex |            |
| 35292  | 1" Pex   |            |

### HEX NIPPLE



| PART # | SIZE                            | LIST PRICE |
|--------|---------------------------------|------------|
| 35277  | 1/2" Male Pipe x 1/2" Male Pipe |            |

### PEX CLAMP



| PART # | SIZE | LIST PRICE |
|--------|------|------------|
| 35210  | 1/2" |            |
| 35211  | 3/4" |            |
| 35212  | 1"   |            |

WARNING: This product can expose you to chemicals, including lead, which are known to the State of California to cause cancer and birth defects or other reproductive harm. For more information, visit [www.P65Warnings.ca.gov](http://www.P65Warnings.ca.gov)

# LEAD FREE BRASS PEX FITTINGS & ADAPTERS

## PLUMBING ACCESSORIES

### MALE ADAPTER

*Pex x Male Pipe*



| PART # | SIZE        | LIST PRICE |
|--------|-------------|------------|
| 35076  | 1/2" x 1/2" |            |
| 35078  | 1/2" x 3/4" |            |
| 35079  | 3/4" x 1/2" |            |
| 38080  | 3/4" x 3/4" |            |
| 35082  | 3/4" x 1"   |            |
| 35083  | 1" x 3/4"   |            |
| 35081  | 1" x 1"     |            |

### FEMALE ADAPTER

*Pex X Female Pipe*



| PART # | SIZE        | LIST PRICE |
|--------|-------------|------------|
| 35062  | 1/2" x 3/4" |            |
| 35063  | 1/2" x 1/2" |            |
| 35064  | 3/4" x 3/4" |            |
| 35065  | 1" x 1"     |            |

### MALE SWEAT ADAPTER

*Pex X Male Sweat*



| PART # | SIZE        | LIST PRICE |
|--------|-------------|------------|
| 35076S | 1/2" x 1/2" |            |
| 35080S | 3/4" x 3/4" |            |
| 35081S | 1" x 1"     |            |

### FEMALE SWEAT ADAPTER

*Pex X Female Sweat*



| PART # | SIZE        | LIST PRICE |
|--------|-------------|------------|
| 35063S | 1/2" x 1/2" |            |
| 35064S | 3/4" x 3/4" |            |
| 35065S | 1" x 1"     |            |

WARNING: This product can expose you to chemicals, including lead, which are known to the State of California to cause cancer and birth defects or other reproductive harm. For more information, visit [www.P65Warnings.ca.gov](http://www.P65Warnings.ca.gov)



# LEAD FREE BRASS PEX ADAPTERS

## PLUMBING ACCESSORIES

### COUPLING

*Pex X Pex*



| PART # | SIZE        | LIST PRICE |
|--------|-------------|------------|
| 35030  | 3/8"        |            |
| 35035  | 1/2" x 3/8" |            |
| 35031  | 1/2"        |            |
| 35036  | 3/4" x 1/2" |            |
| 35032  | 3/4"        |            |
| 35037  | 1" x 3/4"   |            |
| 35033  | 1"          |            |

### UNION ELBOW

*Pex X Pex*



| PART # | SIZE        | LIST PRICE |
|--------|-------------|------------|
| 35057  | 3/8"        |            |
| 35058  | 1/2"        |            |
| 35059  | 3/4" x 1/2" |            |
| 35060  | 3/4"        |            |
| 35061  | 1"          |            |

### UNION TEE

*Pex X Pex X Pex*



| PART # | SIZE | LIST PRICE |
|--------|------|------------|
| 35040  | 3/8" |            |
| 35041  | 1/2" |            |
| 35043  | 3/4" |            |
| 35044  | 1"   |            |

### REDUCING UNION TEE

*Pex X Pex X Pex*



| PART # | SIZE               | LIST PRICE |
|--------|--------------------|------------|
| 35046  | 1/2" x 1/2" x 3/4" |            |
| 35047  | 3/4" x 1/2" x 1/2" |            |
| 35048  | 3/4" x 1/2" x 3/4" |            |
| 35049  | 3/4" x 3/4" x 1/2" |            |
| 35050  | 3/4" x 3/4" x 1"   |            |
| 35051  | 1" x 3/4" x 3/4"   |            |
| 35052  | 1" x 1" x 1/2"     |            |
| 35053  | 1" x 1" x 3/4"     |            |
| 35054  | 1" x 3/4" x 1"     |            |

WARNING: This product can expose you to chemicals, including lead, which are known to the State of California to cause cancer and birth defects or other reproductive harm. For more information, visit [www.P65Warnings.ca.gov](http://www.P65Warnings.ca.gov)

# LEAD FREE BRASS PEX ADAPTERS

## PLUMBING ACCESSORIES

### MALE ELBOW

*Pex X Male Pipe*



| PART # | SIZE        | LIST PRICE |
|--------|-------------|------------|
| 35085  | 1/2" x 1/2" |            |
| 35086  | 3/4" x 1"   |            |

### POLYBUTYLENE ADAPTER

*Pex X Polyb W/ Copper And Poly Rings*



| PART #  | SIZE        | LIST PRICE |
|---------|-------------|------------|
| 35031PB | 1/2" x 1/2" |            |
| 35032PB | 3/4" x 3/4" |            |

### DROP EAR ELBOW

*Pex X Female Pipe*



| PART # | SIZE        | LIST PRICE |
|--------|-------------|------------|
| 35095  | 1/2" x 1/2" |            |
| 35096  | 3/4" x 3/4" |            |

### FEMALE SWEAT ELBOW

*Pex X Female Sweat*



| PART # | SIZE        | LIST PRICE |
|--------|-------------|------------|
| 35073S | 1/2" x 1/2" |            |
| 35074S | 3/4" x 3/4" |            |

### PLUG

*Pex*



| PART # | SIZE | LIST PRICE |
|--------|------|------------|
| 35090  | 1/2" |            |
| 35091  | 3/4" |            |
| 35092  | 1"   |            |

**WARNING:** This product can expose you to chemicals, including lead, which are known to the State of California to cause cancer and birth defects or other reproductive harm. For more information, visit [www.P65Warnings.ca.gov](http://www.P65Warnings.ca.gov)

# SUPPLY STOPS/ SS SUPPLY CONNECTORS

## PLUMBING ACCESSORIES

### SUPPLY STOPS - 1/4 TURN

- 100% Pressure Leak Tested
- High Performance Teflon Seats
- Individually Boxed
- Conventional Oval Handle Design
- Meets or Exceeds ASME A112.18.1



#### ANGLE STOPS



| PART # | X 3/8 COMPRESSION | LIST PRICE |
|--------|-------------------|------------|
| 746456 | 5/8 Compression   | ---        |



| PART # | X 3/8 COMPRESSION   | LIST PRICE |
|--------|---|------------|
| 746457 | 5/8 Compression Contractor Pack bagged less 3/8" Nut & Ferrule 10/Box | ---        |



| PART # | X 3/8 COMPRESSION    | LIST PRICE |
|--------|----------------------|------------|
| 746436 | 3/8 Female Iron Pipe | ---        |
| 746446 | 1/2 Female Iron Pipe | ---        |



| PART # | X 3/8 COMPRESSION    | LIST PRICE |
|--------|----------------------|------------|
| 746466 | LF 1/2 Nominal Sweat | ---        |



| PART # | X 3/8 COMPRESSION | LIST PRICE |
|--------|-------------------|------------|
| 746435 | 1/2 C/E Pex       | ---        |



| PART # | X 3/8 COMPRESSION | LIST PRICE |
|--------|-------------------|------------|
| 746438 | 1/2 Nominal Pex   | ---        |

#### PRESS FIT



| PART # | X 3/8 COMPRESSION | LIST PRICE |
|--------|-------------------|------------|
| 746470 | 1/2 Press         | ---        |

#### 3 WAY STOPS



| PART # | DESCRIPTION  | LIST PRICE |
|--------|--|------------|
| 746439 | LF 5/8 Compression x 3/8 Compression x 1/4 Compression | ---        |
| 746440 | LF 5/8 Compression x 3/8 Compression x 3/8 Compression | ---        |

WARNING: This product can expose you to chemicals, including lead, which are known to the State of California to cause cancer and birth defects or other reproductive harm. For more information, visit [www.P65Warnings.ca.gov](http://www.P65Warnings.ca.gov)

# SUPPLY STOPS/ SS SUPPLY CONNECTORS

## PLUMBING ACCESSORIES

### STRAIGHT STOPS

3/8" comp  
or  
5/8" comp



3/8" comp

| PART # | X 3/8 COMPRESSION | LIST PRICE |
|--------|-------------------|------------|
| 746506 | 3/8 Compression   | ---        |
| 746556 | 5/8 Compression   | ---        |

3/8" comp



3/8" FIP  
or  
1/2 FIP

| PART # | X 3/8 COMPRESSION    | LIST PRICE |
|--------|----------------------|------------|
| 746536 | 3/8 Female Iron Pipe | ---        |
| 746546 | 1/2 Female Iron Pipe | ---        |

3/8" comp



1/2" Sweat

| PART # | X 3/8 COMPRESSION | LIST PRICE |
|--------|-------------------|------------|
| 746566 | 1/2 Nominal Sweat | ---        |

3/8" comp



1/2" Cold  
Expansion Pex

| PART # | X 3/8 COMPRESSION | LIST PRICE |
|--------|-------------------|------------|
| 746535 | 1/2 C/E Pex       | ---        |

3/8" comp



1/2" Pex

| PART # | X 3/8 COMPRESSION | LIST PRICE |
|--------|-------------------|------------|
| 746538 | 1/2 Nominal Pex   | ---        |

1/4" comp



1/2" Pex

| PART # | X 1/4 COMPRESSION | LIST PRICE |
|--------|-------------------|------------|
| 746537 | 1/2 Nominal Pex   | ---        |

3/8" comp



1/2" Socket  
CPVC

| PART # | X 3/8 COMPRESSION | LIST PRICE |
|--------|-------------------|------------|
| 746567 | 1/2 Socket CPVC   | ---        |

### PRESS FIT STOPS

1/2" Press



3/8" comp

| PART # | X 3/8 COMPRESSION | LIST PRICE |
|--------|-------------------|------------|
| 746570 | 1/2" Press        |            |

WARNING: This product can expose you to chemicals, including lead, which are known to the State of California to cause cancer and birth defects or other reproductive harm. For more information, visit [www.P65Warnings.ca.gov](http://www.P65Warnings.ca.gov)

# SS SUPPLY CONNECTORS

## PLUMBING ACCESSORIES

### LEAD FREE

AB1953/S.152  
Compliant

Meets S.3874/ Public Law No. 111-380 Re-  
duction of Lead in Drinking Water Act

### CONNECTORS

- Precision 12 Point Crimp
- Heavy duty Brass Inserts
- Chloramine/ Chlorine Resistant Inner Liner

#### LAVATORY



3/8 COMPRESSION X 3/8 COMPRESSION

| PART # | LENGTH | LIST PRICE |
|--------|--------|------------|
| 922012 | 12"    | ---        |
| 922016 | 16"    | ---        |
| 922020 | 20"    | ---        |
| 922030 | 30"    | ---        |
| 922036 | 36"    | ---        |



3/8 COMPRESSION X 1/2 FEMALE IRON PIPE

|        |     |     |
|--------|-----|-----|
| 922112 | 12" | --- |
| 922116 | 16" | --- |
| 922120 | 20" | --- |
| 922130 | 30" | --- |
| 922136 | 36" | --- |



1/2 FEMALE IRON PIPE X 1/2 FEMALE IRON PIPE

|        |     |     |
|--------|-----|-----|
| 922412 | 12" | --- |
| 922416 | 16" | --- |
| 922420 | 20" | --- |
| 922430 | 30" | --- |
| 922436 | 36" | --- |

#### NEW WITH BRASS NUT

#### BALLCOCK



3/8 COMPRESSION X 7/8 BALLCOCK

|        |     |     |
|--------|-----|-----|
| 923409 | 9"  | --- |
| 923412 | 12" | --- |
| 923416 | 16" | --- |
| 923420 | 20" | --- |



3/8 COMPRESSION X 7/8 BALLCOCK

|        |     |     |
|--------|-----|-----|
| 923209 | 9"  | --- |
| 923212 | 12" | --- |
| 923216 | 16" | --- |
| 923220 | 20" | --- |

**WARNING:** This product can expose you to chemicals, including lead, which are known to the State of California to cause cancer and birth defects or other reproductive harm. For more information, visit [www.P65Warnings.ca.gov](http://www.P65Warnings.ca.gov)

# SS SUPPLY CONNECTORS

## PLUMBING ACCESSORIES

- Marine Grade Stainless Steel Braid
- Precision 12 Point Crimp
- Heavy duty Brass Inserts
- Chloramine/ Chlorine Resistant Inner Liner

### LEAD FREE

AB1953/S.152  
Compliant

Meets S.3874/ Public Law No. 111-380 Reduction of Lead in Drinking Water Act

#### ICE MAKER



1/4 COMPRESSION X 1/4 COMPRESSION

| PART # | LENGTH | LIST PRICE |
|--------|--------|------------|
| 923112 | 12"    | ---        |
| 923124 | 24"    | ---        |
| 923136 | 36"    |            |
| 923148 | 48"    |            |
| 923161 | 60"    |            |
| 923172 | 72"    |            |
| 923196 | 96"    | ---        |

#### DISHWASHER

3/8 COMPRESSION X 3/8 COMPRESSION

|        |     |     |
|--------|-----|-----|
| 922009 | 9"  | --- |
| 922012 | 12" | --- |
| 922024 | 24" |     |
| 922030 | 30" | --- |
| 922036 | 36" | --- |
| 922048 | 48" | --- |
| 922060 | 60" | --- |
| 922072 | 72" | --- |
| 922096 | 96" | --- |



3/8 COMPRESSION X 3/8 MALE IRON PIPE ELBOW

| PART # | L   | LIST PRICE |
|--------|-----|------------|
| 923648 | 48" |            |
| 923660 | 60" | ---        |
| 923672 | 72" | ---        |



3/8 COMPRESSION X 3/4 FEMALE GARDEN HOSE ELBOW

|        |     |     |
|--------|-----|-----|
| 924248 | 48" |     |
| 924260 | 60" | --- |
| 924272 | 72" | --- |

#### WASHING MACHINE



3/4 FEMALE GARDEN HOSE X 3/4 FEMALE GARDEN HOSE

|        |     |     |
|--------|-----|-----|
| 923936 | 36" | --- |
| 923948 | 48" | --- |
| 923960 | 60" | --- |
| 923972 | 72" | --- |



3/4 FEMALE IRON PIPE X 3/4 FEMALE IRON PIPE

|        |     |     |
|--------|-----|-----|
| 924115 | 12" | --- |
| 924118 | 18" | --- |
| 924124 | 24" | --- |

WARNING: This product can expose you to chemicals, including lead, which are known to the State of California to cause cancer and birth defects or other reproductive harm. For more information, visit [www.P65Warnings.ca.gov](http://www.P65Warnings.ca.gov)

# POWER CABLES

## PLUMBING ACCESSORIES

Cords are designed to fit with special environment use, such as: range and dryer, RV, generators and marine shore.

- UL Listed
- ETL Listed
- Copper Wire Insulated, Flexible cord
- Thick PVC insulation with right angle male plugs
- Strain relief clamp helps prevent damage



### 3 WIRE RANGE CORDS



| PART #           | DESCRIPTION             | LIST PRICE |
|------------------|-------------------------|------------|
| P-4RC-3W-40A-CE  | 4' 40AMP Closed Eyelet  |            |
| P-5RC-3W-40A-CE  | 5' 40AMP Closed Eyelet  |            |
| P-6RC-3W-40A-CE  | 6' 40AMP Closed Eyelet  |            |
| P-4RC-3W-50A-CE  | 4' 50AMP Closed Eyelet  |            |
| P-5RC-3W-50A-CE  | 5' 50AMP Closed Eyelet  |            |
| P-6RC-3W-50A-CE  | 6' 50AMP Closed Eyelet  |            |
| P-10RC-3W-50A-CE | 10' 50AMP Closed Eyelet |            |

### 3 WIRE DRYER CORDS



| PART #           | DESCRIPTION             | LIST PRICE |
|------------------|-------------------------|------------|
| P-4DC-3W-30A-CE  | 4' 30AMP Closed Eyelet  |            |
| P-5DC-3W-30A-CE  | 5' 30AMP Closed Eyelet  |            |
| P-6DC-3W-30A-CE  | 6' 30AMP Closed Eyelet  |            |
| P-10DC-3W-30A-CE | 10' 30AMP Closed Eyelet |            |

### 4 WIRE RANGE CORDS



| PART #           | DESCRIPTION             | LIST PRICE |
|------------------|-------------------------|------------|
| P-4RC-4W-40A-CE  | 4' 40AMP Closed Eyelet  |            |
| P-5RC-4W-40A-CE  | 5' 40AMP Closed Eyelet  |            |
| P-6RC-4W-40A-CE  | 6' 40AMP Closed Eyelet  |            |
| P-4RC-4W-50A-CE  | 4' 50AMP Closed Eyelet  |            |
| P-5RC-4W-50A-CE  | 5' 50AMP Closed Eyelet  |            |
| P-6RC-4W-50A-CE  | 6' 50AMP Closed Eyelet  |            |
| P-10RC-4W-50A-CE | 10' 50AMP Closed Eyelet |            |

WARNING: This product can expose you to chemicals, including lead, which are known to the State of California to cause cancer and birth defects or other reproductive harm. For more information, visit [www.P65Warnings.ca.gov](http://www.P65Warnings.ca.gov)

**POWER CABLES**  
PLUMBING ACCESSORIES



**4 WIRE DRYER CORDS**



| PART #           | DESCRIPTION             | LIST PRICE |
|------------------|-------------------------|------------|
| P-4DC-4W-30A-CE  | 4' 30AMP Closed Eyelet  |            |
| P-5DC-4W-30A-CE  | 5' 30AMP Closed Eyelet  |            |
| P-6DC-4W-30A-CE  | 6' 30AMP Closed Eyelet  |            |
| P-10DC-4W-30A-CE | 10' 30AMP Closed Eyelet |            |

**DISHWASHER POWER CORDS**



| PART #        | DESCRIPTION        | LIST PRICE |
|---------------|--------------------|------------|
| P-3DISH-PC-AP | 3' 15AMP 125V 14/3 |            |
| P-6DISH-PC-AP | 6' 15AMP 125V 14/3 |            |
| P-3DISH-PC-SP | 4' 15AMP 125V 14/3 |            |
| P-6DISH-PC-SP | 6' 15AMP 125V 14/3 |            |

**POWER SUPPLY CORDS**



| PART #           | DESCRIPTION            | LIST PRICE |
|------------------|------------------------|------------|
| P-3PSC-3W-13A-AP | 3' 13AMP 16/3 Angled   |            |
| P-6PSC-3W-13A-AP | 6' 13AMP 16/3 Angled   |            |
| P-3PSC-3W-13A-SP | 3' 13AMP 16/3 Straight |            |
| P-6PSC-3W-13A-SP | 6' 13AMP 16/3 Straight |            |

**APPLIANCE EXTENSION CORDS**



| PART # | DESCRIPTION | LIST PRICE |
|--------|-------------|------------|
| P-3AEC | 3' A/C 14/3 |            |
| P-6AEC | 6' A/C 14/3 |            |

**WARNING:** This product can expose you to chemicals, including lead, which are known to the State of California to cause cancer and birth defects or other reproductive harm. For more information, visit [www.P65Warnings.ca.gov](http://www.P65Warnings.ca.gov)





# TRANSITION FITTINGS

## PLUMBING ACCESSORIES

### BRASS CPVC MALE ADAPTER



| PART#   | SIZE   | LIST PRICE |
|---------|--------|------------|
| 35413LF | 1/2"   | ---        |
| 35414LF | 3/4"   | ---        |
| 35415LF | 1"     | ---        |
| 35416LF | 1-1/4" | ---        |
| 35417LF | 1-1/2" | ---        |
| 35418LF | 2      | ---        |

### BRASS CPVC FEMALE ADAPTER



| PART#   | SIZE   | LIST PRICE |
|---------|--------|------------|
| 35403LF | 1/2"   | ---        |
| 35404LF | 3/4"   | ---        |
| 35405LF | 1"     | ---        |
| 35406LF | 1-1/4" | ---        |
| 35407LF | 1-1/2" | ---        |
| 35408LF | 2      | ---        |

### LEAD FREE CPVC DROP EAR ELBOW



| PART#   | SIZE | LIST PRICE |
|---------|------|------------|
| 35420LF | 1/2" | ---        |

### STAINLESS STEEL CPVC MALE ADAPTER



| PART#   | SIZE   | LIST PRICE |
|---------|--------|------------|
| 35413SS | 1/2"   | ---        |
| 35414SS | 3/4"   | ---        |
| 35415SS | 1"     | ---        |
| 35416SS | 1-1/4" | ---        |
| 35417SS | 1-1/2" | ---        |
| 35418SS | 2      | ---        |

### STAINLESS STEEL CPVC FEMALE ADAPTER



| PART#   | SIZE   | LIST PRICE |
|---------|--------|------------|
| 35403SS | 1/2"   | ---        |
| 35404SS | 3/4"   | ---        |
| 35405SS | 1"     | ---        |
| 35406SS | 1-1/4" | ---        |
| 35407SS | 1-1/2" | ---        |
| 35408SS | 2      | ---        |

### STAINLESS STEEL CPVC DROP EAR ELBOW



| PART#   | SIZE | LIST PRICE |
|---------|------|------------|
| 35420SS | 1/2" | ---        |

WARNING: This product can expose you to chemicals, including lead, which are known to the State of California to cause cancer and birth defects or other reproductive harm. For more information, visit [www.P65Warnings.ca.gov](http://www.P65Warnings.ca.gov)

**WATER METER FLANGES**  
PLUMBING ACCESSORIES

**LEAD FREE OVAL WATER METER FLANGE OVAL**



| PART#  | SIZE   | CASE | LIST PRICE |
|--------|--------|------|------------|
| 970207 | 1-1/2" | 32   | ---        |
| 970208 | 2"     | 48   | ---        |

**LEAD FREE OVAL WATER METER KIT**  
W/ BOLT & NUT STAINLESS STEEL



| NO | PART    | MATERIALS       | QTY | WATER CONTACT |
|----|---------|-----------------|-----|---------------|
| 1  | BOLT    | SS 304          | 4   | N             |
| 2  | FLANGE  | BRASS LEAD FREE | 2   | Y             |
| 3  | PACKING | RUBBER          | 2   | Y             |
| 4  | NUT     | SS 304          | 4   | N             |

| PART#  | SIZE   | CASE | LIST PRICE |
|--------|--------|------|------------|
| 970227 | 1-1/2" | 32   | ---        |
| 970228 | 2"     | 48   | ---        |

**LEAD FREE OVAL METER FLANGE KIT**  
W/ BOLT & NUT STAINLESS STEEL (NO LEAD)



| NO | PART    | MATERIALS       | QTY | WATER CONTACT |
|----|---------|-----------------|-----|---------------|
| 1  | BOLT    | SS 304          | 2   | N             |
| 2  | FLANGE  | BRASS LEAD FREE | 1   | Y             |
| 3  | PACKING | RUBBER          | 1   | Y             |
| 4  | NUT     | SS 304          | 2   | N             |

| PART#  | SIZE   | CASE | LIST PRICE |
|--------|--------|------|------------|
| 970217 | 1-1/2" | 12   | ---        |
| 970218 | 2"     | 10   | ---        |

**LEAD FREE BRASS METER COUPLING**



| PART#  | SIZE   | CASE | LIST PRICE |
|--------|--------|------|------------|
| 970253 | 1/2"   | 100  | ---        |
| 970254 | 3/4"   | 100  | ---        |
| 970255 | 1"     | 80   | ---        |
| 970257 | 1-1/2" | 24   | ---        |
| 970258 | 2"     | 24   | ---        |

WARNING: This product can expose you to chemicals, including lead, which are known to the State of California to cause cancer and birth defects or other reproductive harm. For more information, visit [www.P65Warnings.ca.gov](http://www.P65Warnings.ca.gov)

# FLEXIBLE RUBBER COUPLINGS

## PLUMBING ACCESSORIES

### FLEXIBLE RUBBER COUPLINGS / REDUCED COUPLINGS

Midland's stainless steel banded flexible rubber couplings are the perfect fit for Schedule 40 pipe applications.

#### Tech Specs:

- Installation torque: 60 inch lbs.
- Maximum test pressure: 4.3 PSI
- Maximum operating temperature: 140° F non-consistent
- Minimum operating temperature: -30° F
- Corrosion-resistant & rustproof stainless steel bands
- Durable Rubber for all Sch. 40 Pipe Applications
- Positive seal against infiltration and exfiltration
- Conforms to ASTM C 1173 and CSA B602
- Sizes 1-1/4" - 6" regular & reducing
- UPC Approved

#### COUPLING



#### REDUCING COUPLING



| PART # | SIZE            | LIST |
|--------|-----------------|------|
| 195456 | 1-1/4"          |      |
| 195470 | 1-1/2" x 1-1/4" |      |
| 195457 | 1-1/2"          |      |
| 195471 | 2" x 1/2"       |      |
| 195458 | 2"              |      |
| 195472 | 3" x 1-1/2"     |      |
| 195473 | 3" x 2"         |      |
| 195459 | 3"              |      |
| 195474 | 4" x 1-1/2"     |      |
| 195475 | 4" x 2"         |      |
| 195476 | 4" x 3"         |      |
| 195460 | 4"              |      |
| 195461 | 5"              |      |
| 195481 | 6" x 4"         |      |
| 195462 | 6"              |      |

#### TEST CAPS



| PART # | SIZE   | LIST |
|--------|--------|------|
| 195502 | 1-1/2" |      |
| 195510 | 2"     |      |
| 195511 | 3"     |      |
| 195512 | 4"     |      |

#### DRAIN & TRAP CONNECTORS



| PART # | SIZE            | LIST |
|--------|-----------------|------|
| 195520 | 1-1/2" x 1-1/4" |      |
| 195521 | 2" x 1-1/4"     |      |

WARNING: This product can expose you to chemicals, including lead, which are known to the State of California to cause cancer and birth defects or other reproductive harm. For more information, visit [www.P65Warnings.ca.gov](http://www.P65Warnings.ca.gov)

# LF DIELECTRIC UNION

## PLUMBING ACCESSORIES

Forged steel with brass sweat connector and dielectric element.

### PURPOSE

The 110 series are used to protect against the accelerated galvanic and stray current corrosion of dissimilar metal pipes, connected together in a piping system. Dielectric fittings are a necessity to insure the long life of these systems.

### APPLICATIONS

For residential, commercial and industrial use. Hot water storage tanks, Water and Air Conditioners, Processing tanks.

### PROCESSING

Bodies and nuts are made of AISI 1008A bar-carbon steel and are shaped by cold forging with spheroidizing

to eliminate any flaws.

### TECHNICAL DATA

All DF-100 series dielectric fittings are rated at 250 psi at 180°F and are designed to withstand a minimum of 600 volts on a dry line with no flashover.

### FEMALE PIPE X SWEAT

*Zinc Coated Cast Steel X Brass*



| PART #    | SIZE                  | LIST PRICE |
|-----------|-----------------------|------------|
| 973-110LF | 1/2"CC X 1/2" FIP     |            |
| 973-111LF | 3/4"CC X 3/4" FIP     |            |
| 973-112LF | 1/2"CC X 3/4" FIP     |            |
| 973-116LF | 1"CC X 1" FIP         |            |
| 973-117LF | 1-1/4"CC X 1-1/4" FIP |            |
| 973-118LF | 1-1/2"CC X 1-1/2" FIP |            |
| 973-119LF | 2"CC X 2" FIP         |            |

### MALE PIPE X SWEAT

*Zinc Coated Cast Steel X Brass*



| PART #    | SIZE                   | LIST PRICE |
|-----------|------------------------|------------|
| 973-113LF | 1/2" CC X 1/2" MALE IP |            |
| 973-114LF | 3/4" CC X 3/4" MALE IP |            |

### FEMALE PIPE X SWEAT - FLANGE

*Zinc Coated Cast Steel X Brass*



| PART #    | SIZE                   | LIST PRICE |
|-----------|------------------------|------------|
| 973-120LF | 2-1/2" CC X 2-1/2" FIP |            |
| 973-121LF | 3"CC X 3" FIP          |            |
| 973-122LF | 4"CC X 4" FIP          |            |

WARNING: This product can expose you to chemicals, including lead, which are known to the State of California to cause cancer and birth defects or other reproductive harm. For more information, visit [www.P65Warnings.ca.gov](http://www.P65Warnings.ca.gov)

# IRON BODY CLEANOUT PLUGS

PLUMBING ACCESSORIES

## CAST BRASS SQUARE HEAD CLEANOUT PLUG



• Southern Code

| PART # | SIZE   | BOX/CASE | LIST PRICE |
|--------|--------|----------|------------|
| 970300 | 1-1/2" | 100/200  | ---        |
| 970301 | 2"     | 100/200  | ---        |
| 970302 | 2-1/2" | 50/200   | ---        |
| 970303 | 3"     | 20/160   | ---        |
| 970304 | 3-1/2" | 20/120   | ---        |
| 970305 | 4"     | 10/80    | ---        |
| 970330 | 5"     | 10/60    | ---        |
| 970331 | 6"     | 10/40    | ---        |
| 970332 | 8"     | 5/20     | ---        |
| 970333 | 10"    | 1/1      | ---        |



## CAST BRASS COUNTERSUNK HEAD CLEANOUT PLUG

• Southern Code

| PART # | SIZE   | BOX/CASE | LIST PRICE |
|--------|--------|----------|------------|
| 970306 | 1-1/2" | 100/200  | ---        |
| 970307 | 2"     | 100/200  | ---        |
| 970308 | 2-1/2" | 100/200  | ---        |
| 970309 | 3"     | 50/200   | ---        |
| 970310 | 3-1/2" | 20/160   | ---        |
| 970311 | 4"     | 20/120   | ---        |
| 970312 | 5"     | 10/60    | ---        |
| 970313 | 6"     | 10/40    | ---        |
| 970314 | 8"     | 5/20     | ---        |

## CAST BRASS COUNTERSUNK CLEANOUT W 1/4-20 TAP

| PART # | SIZE   | BOX/CASE | LIST PRICE |
|--------|--------|----------|------------|
| 970700 | 1-1/2" | 1/1      | ---        |
| 970701 | 2"     | 1/1      | ---        |
| 970702 | 2-1/2" | 1/1      | ---        |
| 970703 | 3"     | 1/1      | ---        |
| 970704 | 3-1/2" | 1/1      | ---        |
| 970705 | 4"     | 1/1      | ---        |
| 970706 | 5"     | 1/1      | ---        |
| 970707 | 6"     | 1/1      | ---        |

## IBC IRON BODY CLEANOUT PLUG



| PART #   | SIZE                                       | LIST PRICE |
|----------|--|------------|
| 970803CS | 4x3 Iron Body Cleanout W/CNTRSunk Plug     |            |
| 970804CS | 4x3-1/2 Iron Body Cleanout W/CNTRSunk Plug |            |
| 970806CS | 6x5 Iron Body Cleanout W/CNTRSunk Plug     |            |

## IBC IRON BODY CLEANOUT PLUG



| PART #   | SIZE                                       | LIST PRICE |
|----------|--|------------|
| 970803RH | 4x3 Iron Body Cleanout W/RH Brass Plug     |            |
| 970804RH | 4x3-1/2 Iron Body Cleanout W/RH Brass Plug |            |
| 970806RH | 6x5 Iron Body Cleanout W/RH Brass Plug     |            |

WARNING: This product can expose you to chemicals, including lead, which are known to the State of California to cause cancer and birth defects or other reproductive harm. For more information, visit [www.P65Warnings.ca.gov](http://www.P65Warnings.ca.gov)

**PVC**

PLUMBING ACCESSORIES

SLIP SCHEDULE 80 PVC UNION



| PART # | SIZE   | LIST PRICE |
|--------|--------|------------|
| 897005 | 1/2"   |            |
| 897007 | 3/4"   |            |
| 897010 | 1"     |            |
| 897012 | 1-1/4" |            |
| 897015 | 1-1/2" |            |
| 897020 | 2"     |            |
| 897025 | 2-1/2" |            |
| 897030 | 3"     |            |
| 897040 | 4"     |            |

FIP SCHEDULE 40 PVC UNION



| PART # | SIZE   | LIST PRICE |
|--------|--------|------------|
| 55591  | 1/2"   |            |
| 55592  | 3/4"   |            |
| 55593  | 1"     |            |
| 55594  | 1-1/4" |            |
| 55595  | 1-1/2" |            |
| 55596  | 2"     |            |
| 55597  | 3"     |            |
| 55598  | 4"     |            |
| 55599  | 2-1/2" |            |

FIP SCHEDULE 80 PVC UNION



| PART # | SIZE   | LIST PRICE |
|--------|--------|------------|
| 898005 | 1/2"   |            |
| 898007 | 3/4"   |            |
| 898010 | 1"     |            |
| 898012 | 1-1/4" |            |
| 898015 | 1-1/2" |            |
| 898020 | 2"     |            |
| 898025 | 2-1/2" |            |
| 898030 | 3"     |            |
| 898040 | 4"     |            |

PVC COMPRESSION COUPLING



| PART # | SIZE   | LIST PRICE |
|--------|--------|------------|
| 55303  | 1/2"   |            |
| 55304  | 3/4"   |            |
| 55305  | 1"     |            |
| 55306  | 1-1/4" |            |
| 55307  | 1-1/2" |            |
| 55308  | 2"     |            |
| 55309  | 2-1/2" |            |
| 55310  | 3"     |            |
| 55311  | 4"     |            |
| 55312  | 6"     |            |

SLIP SCHEDULE 40 PVC UNION



| PART # | SIZE   | LIST PRICE |
|--------|--------|------------|
| 55491  | 1/2"   |            |
| 55492  | 3/4"   |            |
| 55493  | 1"     |            |
| 55494  | 1-1/4" |            |
| 55495  | 1-1/2" |            |
| 55496  | 2"     |            |
| 55497  | 3"     |            |
| 55498  | 4"     |            |
| 55499  | 2-1/2" |            |

PVC EXPANDABLE REPAIR COUPLING



| PART # | SIZE   | LIST PRICE |
|--------|--------|------------|
| 55330  | 1/2"   |            |
| 55331  | 3/4"   |            |
| 55332  | 1"     |            |
| 55333  | 1-1/4" |            |
| 55334  | 1-1/2" |            |
| 55335  | 2"     |            |
| 55336  | 2-1/2" |            |
| 55337  | 3"     |            |
| 55338  | 4"     |            |

WARNING: This product can expose you to chemicals, including lead, which are known to the State of California to cause cancer and birth defects or other reproductive harm. For more information, visit [www.P65Warnings.ca.gov](http://www.P65Warnings.ca.gov)

# SCHEDULE 80 PVC NIPPLES

Machined Schedule 80 PVC nipples comply fully with ASTM D2464, threads conform to ASTM F1498, and the pipe is extruded from PVC 1120-1220 meeting ASTM D1784 and meets ASTM D1785, products standard 21-70



- Dark Grey
- NSF-61 Cert.

**1/2" DIAMETER** 420 PSI

| PART # | LENGTH           | LIST PRICE |
|--------|------------------|------------|
| 55060  | X Close (1-1/8") | ---        |
| 55061  | 1-1/2"           | ---        |
| 55062  | 2"               | ---        |
| 55063  | 2-1/2"           | ---        |
| 55064  | 3"               | ---        |
| 55065  | 3-1/2"           | ---        |
| 55066  | 4"               | ---        |
| 55067  | 4-1/2"           | ---        |
| 55068  | 5"               | ---        |
| 55069  | 5-1/2"           | ---        |
| 55070  | 6"               | ---        |
| 55072  | 8"               | ---        |
| 55074  | 10"              | ---        |
| 55075  | 11"              | ---        |
| 55076  | 12"              | ---        |
|        | 18"              | ---        |
| 55241  | 24"              | ---        |

**3/4" DIAMETER** 340 PSI

| PART # | LENGTH           | LIST PRICE |
|--------|------------------|------------|
| 55080  | x Close (1-3/8") | ---        |
| 55081  | 1-1/2"           | ---        |
| 55082  | 2"               | ---        |
| 55083  | 2-1/2"           | ---        |
| 55084  | 3"               | ---        |
| 55085  | 3-1/2"           | ---        |
| 55086  | 4"               | ---        |
| 55087  | 4-1/2"           | ---        |
| 55088  | 5"               | ---        |
| 55089  | 5-1/2"           | ---        |
| 55090  | 6"               | ---        |
| 55092  | 8"               | ---        |
| 55093  | 10"              | ---        |
| 55096  | 12"              | ---        |
| 55097  | 18"              | ---        |
| 55098  | 24"              | ---        |

**1" DIAMETER** 315 PSI

| PART # | LENGTH           | LIST PRICE |
|--------|------------------|------------|
| 55100  | X Close (1-1/2") | ---        |
| 55101  | 2"               | ---        |
| 55102  | 2-1/2"           | ---        |
| 55103  | 3"               | ---        |
| 55104  | 3-1/2"           | ---        |
| 55105  | 4"               | ---        |
| 55106  | 4-1/2"           | ---        |
| 55107  | 5"               | ---        |
| 55108  | 5-1/2"           | ---        |
| 55109  | 6"               | ---        |
| 55111  | 8"               | ---        |
| 55115  | 12"              | ---        |
| 55116  | 18"              | ---        |
| 55117  | 36"              | ---        |

**1-1/4" DIAMETER** 210 PSI

| PART # | LENGTH           | LIST PRICE |
|--------|------------------|------------|
| 55120  | X Close (1-5/8") | ---        |
| 55121  | 2"               | ---        |
| 55122  | 2-1/2"           | ---        |
| 55123  | 3"               | ---        |
| 55124  | 3-1/2"           | ---        |
| 55125  | 4"               | ---        |
| 55126  | 4-1/2"           | ---        |
| 55127  | 5"               | ---        |
| 55128  | 5-1/2"           | ---        |
| 55129  | 6"               | ---        |
| 55132  | 12"              | ---        |

WARNING: This product can expose you to chemicals, including lead, which are known to the State of California to cause cancer and birth defects or other reproductive harm. For more information, visit [www.P65Warnings.ca.gov](http://www.P65Warnings.ca.gov)

**PLASTIC PIPE**

## PLUMBING ACCESSORIES

**1-1/2" DIAMETER** 234 PSI

| PART # | LENGTH           | LIST PRICE |
|--------|------------------|------------|
| 55140  | X Close (1-5/8") | ---        |
| 55141  | 2"               | ---        |
| 55142  | 2-1/2"           | ---        |
| 55143  | 3"               | ---        |
| 55144  | 3-1/2"           | ---        |
| 55145  | 4"               | ---        |
| 55146  | 4-1/2"           | ---        |
| 55147  | 5"               | ---        |
| 55148  | 5-1/2"           | ---        |
| 55149  | 6"               | ---        |
| 55150  | 8"               | ---        |
| 55151  | 12"              | ---        |

**2" DIAMETER** 200 PSI

| PART # | LENGTH       | LIST PRICE |
|--------|--------------|------------|
| 55160  | X Close (2") | ---        |
| 55161  | 2-1/2"       | ---        |
| 55162  | 3"           | ---        |
| 55163  | 3-1/2"       | ---        |
| 55164  | 4"           | ---        |
| 55165  | 4-1/2"       | ---        |
| 55166  | 5"           | ---        |
| 55167  | 5-1/2"       | ---        |
| 55168  | 6"           | ---        |
| 55170  | 8"           | ---        |
| 55174  | 12"          | ---        |
| 55179  | 60"          | ---        |

**3" DIAMETER**

| PART # | LENGTH  | BOX QTY | LIST PRICE |
|--------|---------|---------|------------|
| 55200  | x Close | 25      | ---        |
| 55201  | 3"      | 20      | ---        |
| 55203  | 4"      | 30      | ---        |
| 55205  | 5"      | 20      | ---        |
| 55207  | 6"      | 20      | ---        |
| 55209  | 8"      | 10      | ---        |
| 55211  | 10"     | 10      | ---        |
| 55213  | 12"     | 10      | ---        |

**WARNING:** This product can expose you to chemicals, including lead, which are known to the State of California to cause cancer and birth defects or other reproductive harm. For more information, visit [www.P65Warnings.ca.gov](http://www.P65Warnings.ca.gov)



# BRONZE/ STEEL INSERT FITTINGS-FOR PLASTIC PIPE

## PLUMBING ACCESSORIES

### BRONZE INSERT FITTINGS

150 PSI Genuine red brass - for plastic pipe

- Not Lead Free

#### HEX MALE ADAPTERS



( BARB X MALE PIPE )

| PART # | BARB X MALE     | LIST PRICE |
|--------|-----------------|------------|
| 973925 | 3/4" x 3/4"     | ---        |
| 973927 | 1" x 1"         | ---        |
| 973930 | 1" x 1-1/4"     | ---        |
| 973929 | 1-1/4" x 1"     | ---        |
| 973928 | 1-1/4" x 1-1/4" | ---        |
| 973948 | 1-1/2" x 1-1/2" | ---        |
| 973949 | 2" x 2"         | ---        |

#### BRONZE TEES ALL BARB



| PART # | SIZE   | LIST PRICE |
|--------|--------|------------|
| 973965 | 3/4"   | ---        |
| 973966 | 1"     | ---        |
| 973967 | 1-1/4" | ---        |

#### ELBOWS



( BARB X MALE PIPE )

| PART # | SIZE        | LIST PRICE |
|--------|-------------|------------|
| 973980 | 3/4" x 3/4" | ---        |
| 973981 | 1" x 3/4"   | ---        |
| 973982 | 1" x 1"     | ---        |

#### ELBOWS



( BARB X BARB )

| PART # | HOSE SIZE | LIST PRICE |
|--------|-----------|------------|
| 973975 | 3/4"      | ---        |
| 973976 | 1"        | ---        |
| 973978 | 1-1/4"    | ---        |
| 973979 | 1-1/2"    | ---        |

### STEEL INSERT FITTINGS FOR PLASTIC PIPE

#### MALE ADAPTER

- Galvanized



( BARB X MALE PIPE )

| PART # | SIZE   | BOX/CASE | LIST PRICE |
|--------|--------|----------|------------|
| 973906 | 1/2"   | 25/100   | ---        |
| 973907 | 3/4"   | 25/10    | ---        |
| 973908 | 1"     | 16/48    | ---        |
| 973909 | 1-1/4" | 12/36    | ---        |
| 973910 | 1-1/2" | 6/36     | ---        |
| 973911 | 2"     | 5/25     | ---        |
| 973912 | 2-1/2" | 1/3      | ---        |
| 973913 | 3"     | 1/3      | ---        |
| 973914 | 4"     | 1/3      | ---        |

#### REDUCING ADAPTER



( INSERT X NPT )

| PART # | SIZE      | LIST PRICE |
|--------|-----------|------------|
| 974264 | 3/4 x 1/2 | ---        |
| 974265 | 1 x 3/4   | ---        |

#### COUPLINGS



| PART # | SIZE  | BOX/CASE | LIST PRICE |
|--------|-------|----------|------------|
| 973901 | 3/4   | 20/100   | ---        |
| 973902 | 1     | 20/100   | ---        |
| 973903 | 1-1/4 | 16/64    | ---        |
| 973904 | 1-1/2 | 12/48    | ---        |
| 973905 | 2     | 5/25     | ---        |

SEE KNOWLEDGE BANK FOR DIMENSIONS

WARNING: This product can expose you to chemicals, including lead, which are known to the State of California to cause cancer and birth defects or other reproductive harm. For more information, visit [www.P65Warnings.ca.gov](http://www.P65Warnings.ca.gov)

# SS AND LEAD FREE BRONZE INSERT-FOR PLASTIC PIPE

## PLUMBING ACCESSORIES

### STAINLESS STEEL #304



#### #304 INSERT X MALE PIPE

• For coiled plastic pipe to submersible pump

| PART #   | SIZE          | LIST PRICE |
|----------|---------------|------------|
| 973947SS | 1/2 x 1/2     | ---        |
| 973925SS | 3/4 x 3/4     | ---        |
| 973926SS | 1 x 3/4       | ---        |
| 973927SS | 1 x 1         | ---        |
| 973930SS | 1 x 1-1/4     | ---        |
| 973928SS | 1-1/4 x 1-1/4 | ---        |
| 973948SS | 1-1/2 x 1-1/2 | ---        |
| 973949SS | 2 x 2         | ---        |



#### #304 INSERT X MIP ELBOW

• Hydrant elbow

| PART #   | SIZE      | LIST PRICE |
|----------|-----------|------------|
| 973980SS | 3/4 x 3/4 | ---        |
| 973982SS | 1 x 1     | ---        |

### LEAD FREE BRONZE INSERT FITTINGS

• NSF Approved  
• ANSI 61-8



#### INSERT X INSERT

| PART #   | SIZE  | LIST PRICE |
|----------|-------|------------|
| 973961LF | 3/4   | ---        |
| 973962LF | 1     | ---        |
| 973963LF | 1-1/4 | ---        |

• NSF Approved  
• ANSI 61-8



#### INSERT TEE

| PART #   | SIZE | LIST PRICE |
|----------|------|------------|
| 973965LF | 3/4  | ---        |
| 973966LF | 1    | ---        |

• NSF Approved  
• ANSI 61-8



#### INSERT X MALE BRANCH TEE

| PART #   | SIZE    | LIST PRICE |
|----------|---------|------------|
| 973970LF | 1 x 3/4 | ---        |
| 973971LF | 1       | ---        |

• NSF Approved  
• ANSI 61-8



#### INSERT X INSERT ELBOW

| PART #   | SIZE | LIST PRICE |
|----------|------|------------|
| 973975LF | 3/4  | ---        |
| 973976LF | 1    | ---        |

### WELL COUPLINGS



#### 304 SS DROP WELL COUPLINGS STANDARD

| PART #  | SIZE  | LIST PRICE |
|---------|-------|------------|
| 62416DC | 1-1/4 | ---        |

WARNING: This product can expose you to chemicals, including lead, which are known to the State of California to cause cancer and birth defects or other reproductive harm. For more information, visit [www.P65Warnings.ca.gov](http://www.P65Warnings.ca.gov)

SEE KNOWLEDGE BANK FOR DIMENSIONS

# PVC VALVES

## PLUMBING ACCESSORIES

- Quarter turn WHITE PVC BALL VALVES
- Solvent ends comply with ASTM D2466
- Designed for use in residential, commercial & industrial system as well as waste water, chemical, agricultural applications, marine, food processing, swimming pools.
- Corrosion resistant
- EPDM seal • FULL PORT •EPDM O-ring
- Fits both Sch. 40 & 80 pipe
- Rated for 150 PSI at 73°F • Threaded ends comply with ANSI B1.20.1



MOLDED IN PLACE - WHITE PIPE THREADS

| PART#  | SIZE   | CASE | LIST PRICE |
|--------|--------|------|------------|
| 940284 | 1/2"   | 100  | ---        |
| 940285 | 3/4"   | 100  | ---        |
| 940286 | 1"     | 100  | ---        |
| 940287 | 1-1/4" | 100  | ---        |
| 940288 | 1-1/2" | 48   | ---        |
| 940289 | 2"     | 24   | ---        |
| 940291 | 3"     | 12   | ---        |
| 940292 | 4"     | 6    | ---        |



WHITE SOCKET - SLIP X SLIP

| PART # | SIZE   | CASE | LIST PRICE |
|--------|--------|------|------------|
| 940294 | 1/2"   | 100  | ---        |
| 940295 | 3/4"   | 100  | ---        |
| 940296 | 1"     | 100  | ---        |
| 940297 | 1-1/4" | 100  | ---        |
| 940298 | 1-1/2" | 48   | ---        |
| 940299 | 2"     | 24   | ---        |
| 940300 | 2-1/2" | 12   | ---        |
| 940301 | 3"     | 12   | ---        |
| 940302 | 4"     | 6    | ---        |

## GREY PVC BALL VALVES

### FEATURES

- Sizes range from 1/2" to 4"
- Excellent flow characteristics
- Leak-tight shut-off
- EPPM O-Ring
- SCH 80
- Test pressure: 225 psi @ 73°F
- Working Pressure: 150 psi @ 73°F



FIP X FIP THREADED BALL VALVE

| PART # | SIZE   | CASE | LIST PRICE |
|--------|--------|------|------------|
| 899000 | 1/2"   | 100  | ---        |
| 899001 | 3/4"   | 100  | ---        |
| 899002 | 1"     | 100  | ---        |
| 899003 | 1-1/4" | 100  | ---        |
| 899004 | 1-1/2" | 48   | ---        |
| 899005 | 2"     | 24   | ---        |
| 899006 | 2-1/2" |      | ---        |
| 899007 | 3"     |      | ---        |
| 899008 | 4"     |      | ---        |



SLIP X SLIP BALL VALVE

| PART # | SIZE   | CASE | LIST PRICE |
|--------|--------|------|------------|
| 899050 | 1/2"   | 100  | ---        |
| 899051 | 3/4"   | 100  | ---        |
| 899052 | 1"     | 100  | ---        |
| 899053 | 1-1/4" | 100  | ---        |
| 899054 | 1-1/2" | 48   | ---        |
| 899055 | 2"     | 24   | ---        |



CPVC SLIP X SLIP BALL VALVE

| PART # | SIZE | LIST PRICE |
|--------|------|------------|
| 940281 | 1/2" | ---        |
| 940282 | 3/4" | ---        |

WARNING: This product can expose you to chemicals, including lead, which are known to the State of California to cause cancer and birth defects or other reproductive harm. For more information, visit [www.P65Warnings.ca.gov](http://www.P65Warnings.ca.gov)

# PLASTIC VALVES

## PLUMBING ACCESSORIES

### INLINE PLASTIC SPRING CHECK VALVE

Socket x Socket

- 200 PSI working pressure @ 77°F .5 PSI to open.



| PART#  | SIZE   | LIST PRICE |
|--------|--------|------------|
| 940325 | 1/2"   | ---        |
| 940326 | 3/4"   | ---        |
| 940327 | 1"     | ---        |
| 940328 | 1-1/4" | ---        |
| 940329 | 1-1/2" | ---        |
| 940330 | 2"     | ---        |

### INLINE PLASTIC SPRING CHECK VALVE FEMALE THREADED ENDS

- 200 PSI working pressure @ 77°F .5 PSI to open.



| PART#  | SIZE   | LIST PRICE |
|--------|--------|------------|
| 940331 | 1/2"   | ---        |
| 940332 | 3/4"   | ---        |
| 940333 | 1"     | ---        |
| 940334 | 1-1/4" | ---        |
| 940335 | 1-1/2" | ---        |
| 940336 | 2"     | ---        |

### PLASTIC DRUM FAUCETS

- Pipe threads to ANSI B1.20.1 • Hose threads to ANSI B 1.20.7

The FLO-RITE faucet has been engineered to meet the demand for greater chemical resistance, using linear polyethylene for the stem.



### "FLO-RITE" DRUM FAUCET

| PART # | SIZE | LIST PRICE |
|--------|------|------------|
| 46277  | 3/4" | ---        |

### DRUM & BARREL FAUCET VALVE

- Die cast body w/ nylon seat and steel spring.
- For use with all petroleum products except trichlorethylene.

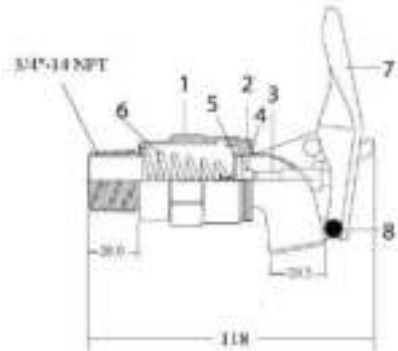
### SELF-CLOSING DRUM & BARREL FAUCET

| PART # | SIZE | LIST PRICE |
|--------|------|------------|
| 46270  | 3/4" | ---        |



G261N

Not suitable for potable water



| PART # | PART NAME | MATERIAL          |
|--------|-----------|-------------------|
| 1      | Body      | Zinc              |
| 2      | Bonnet    | Zinc              |
| 3      | Stem      | Steel             |
| 4      | Disc      | Plastic           |
| 5      | Seal      | Rubber            |
| 6      | Spring    | Zinc plated steel |
| 7      | Handle    | Aluminum          |
| 8      | Rivet     | Aluminum          |

WARNING: This product can expose you to chemicals, including lead, which are known to the State of California to cause cancer and birth defects or other reproductive harm. For more information, visit www.P65Warnings.ca.gov



# LEAD FREE VALVES

LEAD FREE BALL VALVES



PRESS VALVES



PEX VALVES



PUSH FIT VALVES



SILCOCK



GATE VALVES



CHECK



BOILER DRAIN



**WARNING:** This product can expose you to chemicals, including lead, which are known to the State of California to cause cancer and birth defects or other reproductive harm. For more information, visit [www.P65Warnings.ca.gov](http://www.P65Warnings.ca.gov)

**LEAD FREE BALL VALVES**  
LEAD FREE VALVES



**LEAD FREE BALL VALVE**



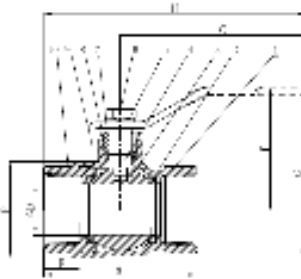
IAMPO IGC 157 - 2004b

Lead Free Brass Ball Valve NPT,Female\*Female  
 Lead Free and dezincification resistant (DZR) material  
 IAMPO listed to NSF/ANSI-61, NSF/ANSI-372 ,IGC-157  
 CSA listed to NSF/ANSI-61, NSF/ANSI-372 ,IGC-157  
 Vacuum Services 29.92 inches Hg  
 600 psi (WOG) 150 psi (WSP) Service  
 Thread conform ANSI B1.20.1  
 Temperature Range : -40° F to 365° F  
 Construction:Forging Brass Body  
 PTFE Ball Seats  
 Blow Out Proof Brass Stem  
 Stainless Steel Ball  
 Steel Handle w/Vinyl Grip  
 Made in China



**FIP X FIP LEAD FREE BALL VALVE**

| PART #   | SIZE   | DN    | A    | B    | C    | E     | F     | G     | H     | WEIGHT | BOX/CASE | LIST PRICE |
|----------|--------|-------|------|------|------|-------|-------|-------|-------|--------|----------|------------|
| 941151LF | 1/4"   | 0.394 | 1.73 | 1.69 | 3.35 | 0.453 | 0.945 | 2.154 | 4.331 | 0.32   | 10/120   | ---        |
| 941152LF | 3/8"   | 0.394 | 1.73 | 1.69 | 3.35 | 0.473 | 0.945 | 2.154 | 4.331 | 0.32   | 10/120   | ---        |
| 941153LF | 1/2"   | 0.524 | 1.89 | 1.73 | 3.35 | 0.472 | 1.083 | 2.276 | 4.291 | 0.36   | 10/100   | ---        |
| 941154LF | 3/4"   | 0.748 | 2.28 | 1.89 | 3.35 | 0.563 | 1.378 | 2.579 | 4.488 | 0.57   | 10/80    | ---        |
| 941155LF | 1"     | 0.984 | 2.80 | 2.14 | 4.29 | 0.650 | 1.772 | 3.031 | 5.689 | 0.94   | 8/48     | ---        |
| 941156LF | 1-1/4" | 1.240 | 3.15 | 2.32 | 4.29 | 0.669 | 2.165 | 3.398 | 5.866 | 1.30   | 4/36     | ---        |
| 941157LF | 1-1/2" | 1.476 | 3.44 | 2.66 | 5.53 | 0.701 | 2.50  | 3.909 | 7.343 | 1.92   | 2/24     | ---        |
| 941158LF | 2"     | 1.949 | 4.06 | 3.01 | 5.53 | 0.708 | 3.244 | 4.638 | 7.638 | 3.12   | 2/12     | ---        |
| 941159LF | 2-1/2" | 2.52  | 5.53 | 4.25 | 7.76 |       |       |       |       | 7.42   | 2/12     | ---        |
| 941160LF | 3"     | 2.89  | 6.14 | 4.58 | 8.19 |       |       |       |       | 11.01  | 1/6      | ---        |
| 941161LF | 4"     | 3.84  | 7.79 | 5.49 | 9.25 |       |       |       |       | 12.10  | 1/2      | ---        |



| NO | ITEM        | QTY | MATERIAL        |
|----|-------------|-----|-----------------|
| 1  | Body        | 1   | Lead Free Brass |
| 2  | Seat        | 2   | PTFE            |
| 3  | Ball        | 1   | Stainless Steel |
| 4  | Stem        | 1   | Brass           |
| 5  | Handle Nut  | 1   | Plated Steel    |
| 6  | Lock Washer | 1   | Plated Steel    |
| 7  | Packing Nut | 1   | Brass           |
| 8  | Packing     | 1   | PTFE            |
| 9  | Handle      | 1   | Plated Steel    |
| 10 | Cap         | 1   | Lead Free Brass |

**SWT X SWT LEAD FREE BALL VALVE**

| PART #   | SIZE   | DN    | A     | B    | C    | E     | G     | H     | WEIGHT | WTG  | BOX/CASE | LIST PRICE |
|----------|--------|-------|-------|------|------|-------|-------|-------|--------|------|----------|------------|
| 941163LF | 1/2"   | 0.524 | 1.945 | 1.73 | 3.35 | 0.504 | 1.083 | 2.276 | 4.319  | 0.38 | 10/100   | ---        |
| 941164LF | 3/4"   | 0.748 | 2.654 | 1.89 | 3.35 | 0.748 | 1.378 | 2.579 | 4.665  | 0.65 | 10/80    | ---        |
| 941165LF | 1"     | 0.984 | 3.315 | 2.14 | 4.29 | 0.909 | 1.772 | 3.031 | 5.949  | 0.93 | 8/48     | ---        |
| 941166LF | 1-1/4" | 1.240 | 3.741 | 2.32 | 4.29 | 0.968 | 2.165 | 3.398 | 6.165  | 1.35 | 4/36     | ---        |
| 941167LF | 1-1/2" | 1.476 | 4.252 | 2.66 | 5.63 | 1.091 | 2.50  | 3.909 | 7.756  | 1.88 | 2/24     | ---        |
| 941168LF | 2"     | 1.949 | 5.38  | 3.01 | 5.63 | 1.343 | 3.244 | 4.638 | 8.268  | 3.62 | 2/12     | ---        |
| 941169LF | 2 1/2" | 2.52  | 5.53  | 4.25 | 7.76 |       |       |       |        |      |          |            |
| 941170LF | 3"     | 2.89  | 6.14  | 4.58 | 8.19 |       |       |       |        |      |          |            |
| 941171LF | 4"     | 3.84  | 7.79  | 5.49 | 9.25 |       |       |       |        |      |          |            |

**WARNING:** This product can expose you to chemicals, including lead, which are known to the State of California to cause cancer and birth defects or other reproductive harm. For more information, visit [www.P65Warnings.ca.gov](http://www.P65Warnings.ca.gov)

## LF BALL VALVE WITH DRAIN LEAD FREE VALVES

### FULL PORT LF IPS BRASS BALL VALVE WITH DRAIN



| PART #    | FEMALE PIPE X FEMALE PIPE | LIST PRICE |
|-----------|---------------------------|------------|
| 941153LFD | 1/2"                      |            |
| 941154LFD | 3/4"                      |            |
| 941155LFD | 1"                        |            |

### BALL VALVE WITH DRAIN



| PART #    | SWEAT X SWEAT | LIST PRICE |
|-----------|---------------|------------|
| 941163LFD | 1/2"          |            |
| 941164LFD | 3/4"          |            |
| 941165LFD | 1"            |            |

- Lead Free Brass
- Full Port
- 600 Wog

### BALL VALVE W/ STAINLESS STEEL TEE HANDLE



| PART #      | FEMALE PIPE X FEMALE PIPE | LIST PRICE |
|-------------|---------------------------|------------|
| 940173TSSLF | 1/2"                      |            |
| 940174TSSLF | 3/4"                      |            |
| 940175TSSLF | 1"                        |            |

**WARNING:** This product can expose you to chemicals, including lead, which are known to the State of California to cause cancer and birth defects or other reproductive harm. For more information, visit [www.P65Warnings.ca.gov](http://www.P65Warnings.ca.gov)

# LEAD FREE BALL VALVES

## LEAD FREE VALVES



LEAD FREE VALVES



# LEAD FREE BALL VALVE

• BRASS • 600PSI • FULL PORT

W/APPROVALS

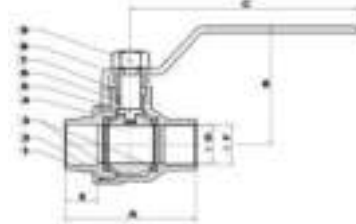
CSA, UL, FM(1/4"-2"), CUPC, NSF/ ANSI 61 & 372

FEATURES 1/2" - 2" Sizes Gas Approved

- Leadfree Brass Ball valve NPT, Female \* Female
- Lead free and dezincification resistant (DZR) material
- 1/4"-1" Lead Free Brass Ball
- Size 1-1/4" thru 4" with Stainless steel ball
- IAMPO listed to cUPC, NSF/ ANSI 61 & 372, IGC 157
- CSA - 1/4" thru 2": ANSI Z21.15/ CSA 9.1 for 1/2 psig valves ASME B16.44, CGA CR91-002 for 2 & 5 psig valves; CAN/ CGA-3.16, ASME B16.33 (1/2"-2") for 125 psig valves
- UL 125, UL 1477, UL 842 - for size 1/4" thru 4", 250 psig
- UL 258 - for size 1/4" thru 2", 175 psig
- FM - for size 1/4" thru 2"
- ISO 9002 Manufacture
- Suitable for full range of liquids and gases
- Minimal pressure drop due to large full size ports
- Bottom loaded, pressure retaining stem
- Pressure rated for 1/4"-2" at 600psi (42 bars) and 2-1/2"-4" at 400 psi WOG (non-shock) and 150 WSP (10.34 bars) saturated steam. Virgin PTFE stem packing seal, thrust washer and seats
- White vinyl insulator on heavy duty plated carbon steel handles

- Fast 1/4 turn open or close operation
- Low operating torque
- **Adjustable stem packing gland**
- Maximum operating temperature: 302°F (150° C)
- Minimum operating temperature: -22°F (-30°C)
- Each valve individually tested
- Forged Brass - for more strength
- Threaded ends to ANSI B1.20.1
- Hard chromium plated solid ball
- Bottom entry, blow-out proof stem
- Deeper threads - for better connections
- Made in China

| POS | COMPONENTS   | MATERIALS   |
|-----|--------------|---|
| 1   | Body         | Lead Free Brass                                   |
| 2   | End Cap      | Lead Free Brass                                   |
| 3   | Ball Seat    | PTFE  |
| 4   | Ball         | 1/4-1:Lead Free Brass<br>1 1/4-4:SS316 Hollowball |
| 5   | Stem         | Brass   |
| 6   | Stem Padding | PTFE  |
| 7   | Padding Nut  | Brass   |
| 8   | Lever Handle | Nickel plating steel                              |
| 9   | Stem Nut     | Brass plating steel                               |
| 10  | Seal         | PTFE  |



| PART#    | SIZE   | DIMENSIONS |       |       |       |       |       |       |        | WEIGHT | BOX/ CASE | LIST PRICE |
|----------|--------|------------|-------|-------|-------|-------|-------|-------|--------|--------|-----------|------------|
|          |        | A          | B     | C     | D     | E     | F     | G     | H      |        |           |            |
| 940171LF | 1/4"   | 1.756      | 1.732 | 3.543 | 0.394 | 0.457 | 1.012 | 2.238 | 4.421  | 0.34   | 70/140    | ---        |
| 940172LF | 3/8"   | 1.756      | 1.732 | 3.543 | 0.394 | 0.457 | 1.012 | 2.238 | 4.421  | 0.34   | 70/140    | ---        |
| 940173LF | 1/2"   | 2.047      | 2.040 | 3.543 | 0.583 | 0.520 | 1.240 | 2.559 | 4.567  | 0.45   | 50/100    | ---        |
| 940174LF | 3/4"   | 2.362      | 2.260 | 3.780 | 0.748 | 0.563 | 1.492 | 2.854 | 4.961  | 0.69   | 30/60     | ---        |
| 940175LF | 1"     | 2.756      | 2.579 | 4.528 | 0.945 | 0.630 | 1.791 | 3.476 | 5.906  | 1.11   | 20/40     | ---        |
| 940176LF | 1-1/4" | 3.307      | 3.050 | 4.528 | 1.260 | 0.709 | 2.343 | 4.134 | 6.181  | 1.85   | 12/24     | ---        |
| 940177LF | 1-1/2" | 3.661      | 3.366 | 5.420 | 1.575 | 0.717 | 2.835 | 4.783 | 7.343  | 2.60   | 9/18      | ---        |
| 940178LF | 2"     | 4.181      | 3.701 | 5.42  | 1.969 | 0.748 | 3.425 | 5.413 | 7.602  | 3.62   | 6/12      | ---        |
| 940179LF | 2-1/2" | 4.181      | 4.650 | 8.870 | 2.520 | 1.024 | 4.331 | 6.969 | 11.350 | 7.93   | 3/6       | ---        |
| 940180LF | 3"     | 6.039      | 4.970 | 8.870 | 2.913 | 1.102 | 4.921 | 7.579 | 11.681 | 10.40  | 1/4       | ---        |
| 940181LF | 4"     | 7.386      | 6.130 | 10.85 | 3.898 | 1.220 | 6.430 | 9.055 | 13.299 | 20.99  | 1/2       | ---        |

### SWT X SWT LEAD FREE BALL VALVE

FM, cUPC, NSF/ ANSI 61 & 372

| PART #   | SWT    | A     | B     | C     | D     | E     | F     | WEIGHT | BOX/CASE | LIST PRICE |
|----------|--------|-------|-------|-------|-------|-------|-------|--------|----------|------------|
| 943612LF | 1/2"   | 2.047 | 1.839 | 3.543 | 0.583 | 0.512 | 0.630 | 0.45   | 50/100   | ---        |
| 943613LF | 3/4"   | 2.748 | 2.14  | 3.780 | 0.748 | 0.748 | 0.878 | 0.68   | 30/60    | ---        |
| 943614LF | 1"     | 3.228 | 2.449 | 4.528 | 0.945 | 0.906 | 1.130 | 1.08   | 20/40    | ---        |
| 943615LF | 1-1/4" | 3.819 | 3.04  | 4.36  | 1.260 | 0.972 | 1.378 | 1.80   | 12/24    | ---        |
| 943616LF | 1-1/2" | 4.425 | 3.169 | 5.39  | 1.575 | 1.088 | 1.630 | 2.51   | 9/18     | ---        |
| 943617LF | 2"     | 5.377 | 3.488 | 6.307 | 1.989 | 1.346 | 2.130 | 3.57   | 6/12     | ---        |

WARNING: This product can expose you to chemicals, including lead, which are known to the State of California to cause cancer and birth defects or other reproductive harm. For more information, visit [www.P65Warnings.ca.gov](http://www.P65Warnings.ca.gov)



**ITALIAN LEAD FREE BRASS BALL VALVE**



ISO 9002 Manufacturer  
FEATURES

600 PSI non-shock cold water,  
gas, oil - 150 PSI saturated steam

CSA AGA 3.88 5 PSIG IAMPO IGC 157 - 2004b

- **SOLID CHROME PLATED BRASS BALL**
- Suitable for full range of liquids and gases
- Minimal pressure drop due to large full size ports
- Bottom loaded, pressure retaining stem
- Pressure rated at 600psi (42 bars) WOG (non-shock) and 150 WSP (10.34 bars) saturated steam. Virgin TFE stem packing seal, thrust washer and seats.
- Blue vinyl insulator on heavy duty plated carbon steel handles.
- Fast 1/4 turn open or close operation
- Low operating torque
- Flow can go both directions
- Adjustable stem packing gland

- Maximum operating temperature: 248°F (120° C) at 600 PSI
- Minimum operating temperature: -20°F (-40°C)
- Each valve individually tested
- Forged Brass - for more strength
- Threaded ends to ANSI B1.20.1
- Hard chromium plated solid ball
- Bottom entry, blow-out proof stem
- Deeper threads - for better connections

MADE IN ITALY



FIP X FIP



SWT X SWT

ANSI/INFS 61-8

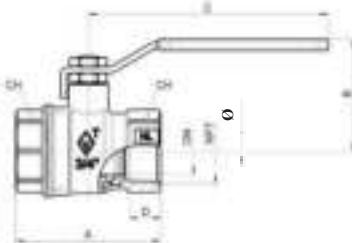
- Generic Handles

**FIP X FIP LEAD FREE FORGED BRASS BALL VALVE**

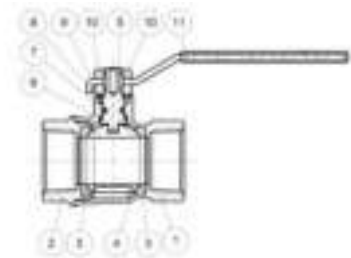
| PART #    | NPT    | DN   | A    | B    | C    | D    | CH   | WEIGHT (LBS) | BOX/CASE | LIST PRICE |
|-----------|--------|------|------|------|------|------|------|--------------|----------|------------|
| 943233LF  | 1/2"   | 0.57 | 2.09 | 1.57 | 3.35 | 0.46 | 0.98 | 0.39         | 20/80    | ---        |
| 943234LF  | 3/4"   | 0.75 | 2.28 | 1.77 | 3.80 | 0.49 | 1.22 | 0.56         | 14/56    | ---        |
| 943235LF  | 1"     | 0.94 | 3.04 | 2.03 | 3.80 | 0.59 | 1.50 | 0.89         | 6/24     | ---        |
| 943236LF  | 1-1/4" | 1.24 | 3.23 | 2.32 | 4.72 | 0.62 | 1.85 | 1.44         | 4/16     | ---        |
| 943237LF  | 1-1/2" | 1.49 | 3.70 | 2.60 | 4.72 | 0.64 | 2.13 | 2.19         | 2/8      | ---        |
| 943-238LF | 2"     | 1.96 | 4.13 | 3.27 | 6.38 | 0.65 | 2.64 | 3.62         | 1/4      | ---        |

**SWT X SWT LEAD FREE FORGED BRASS BALL VALVE**

| PART #   | SWT    | Ø     | DN   | A    | B    | C    | D    | CH   | WEIGHT (LBS) | BOX/CASE | LIST PRICE |
|----------|--------|-------|------|------|------|------|------|------|--------------|----------|------------|
| 940212LF | 1/2"   | 0.63  | 0.57 | 2.40 | 1.57 | 3.35 | 0.42 | 0.79 | 0.35         | 20/80    | ---        |
| 940213LF | 3/4"   | 0.866 | 0.75 | 3.26 | 1.77 | 3.80 | 0.61 | 1.06 | 0.55         | 10/40    | ---        |
| 940214LF | 1"     | 1.102 | 0.94 | 3.68 | 2.03 | 3.80 | 0.73 | 1.34 | 0.87         | 6/24     | ---        |
| 940215LF | 1-1/4" | 1.377 | 1.24 | 4.23 | 2.32 | 4.72 | 0.91 | 1.61 | 1.41         | 6/24     | ---        |
| 940216LF | 1-1/2" | 1.61  | 1.49 | 4.96 | 2.60 | 4.72 | 1.06 | 1.89 | 2.08         | 2/8      | ---        |
| 940217LF | 2"     | 2.125 | 1.96 | 5.86 | 3.27 | 6.38 | 1.26 | 2.40 | 3.62         | 1/4      | ---        |



| POS | Components     | Materials |
|-----|----------------|-----------|
| 1   | Body           | CW510L    |
| 2   | End Connection | CW510L    |
| 3   | Ball Seal      | PTFE      |
| 4   | Seal           | CW510L    |
| 5   | Stem           | CW614N    |
| 6   | Lower Stem     | PTFE      |
| 7   | O-Ring         | NBR70sh   |
| 8   | Upper Seal     | PTFE      |
| 9   | Brass Ring     | CW614N    |
| 10  | Nut            | Steel     |
| 11  | Handle         | Steel P10 |



**WARNING:** This product can expose you to chemicals, including lead, which are known to the State of California to cause cancer and birth defects or other reproductive harm. For more information, visit [www.P65Warnings.ca.gov](http://www.P65Warnings.ca.gov)

# PRESS BALL VALVE

## LEAD FREE VALVES

### LEAD FREE COPPER PRESS BALL VALVE

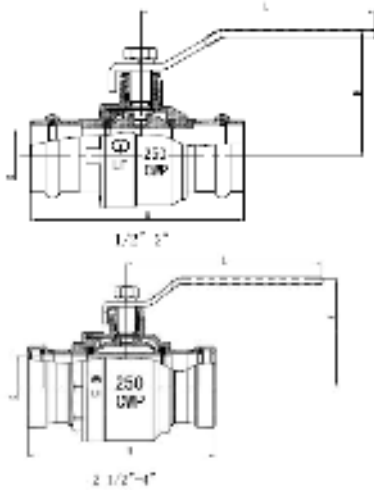
Midland Series "9404LF" 2-Piece, Full Port, Lead Free, Copper, Press Ball Valves are designed for use in flameless, copper press piping systems. Midland Copper Press Ball Valves feature a lead free brass body, adjustable packing gland and blowout proof stem with stem a single O-ring seal. Our press ball valves come with integral ASTM-B88 compliant press end connections that can be used with type K, L, M, hard copper tubing 1/2 in. – 4 in. Utilizing industry standard tools.

#### Midland Press Ball Valve Features

- Lead Free construction.
- Available Sizes: 1/2 in. – 4 in.
- Integral press end connections designed for hard and soft copper tubing
- ISO-9001
- 250 WOG - 250 CWP (2-1/2" - 4")
- Full Port Stainless Steel ball
- One O-Ring design
- Blow Out Proof Stem
- UPC & NSF-61 Compliant
- AB1953 & NSF-372 Compliant



Midland Copper Press Ball Valves are a heat-free method for joining copper tubes. Our press valve allows installers the confidence to know the joint is secure due to our leak-detection o-ring. During low pressure testing, if the joint is not pressed properly, the specialized o-ring will leak. This allows the installer to correct the press before the system is operational at higher pressures.



| PART NAME    | MATERIAL                   |
|--------------|----------------------------|
| Body         | Lead Free Brass            |
| Seat         | PTFE                       |
| Ball         | Stainless Steel            |
| Stem O-Ring  | NBR                        |
| Packing Nut  | Brass                      |
| Stem         | Brass (1/2"-2")            |
|              | Stainless Steel(2-1/2"-4") |
| Lock Nut     | Ferrum /Zinc Plated        |
| Lock Washer  | Ferrum /Zinc Plated        |
| Packing      | PTFE                       |
| Handle       | Ferrum /Chrome Plated      |
| Cap          | Lead Free Brass            |
| Body O-Ring  | NBR                        |
| Press O-Ring | EPDM                       |

| PART #   | SIZE   | D     | L    | H    | W    | CV     |     |
|----------|--------|-------|------|------|------|--------|-----|
| 940403LF | 1/2"   | 0.591 | 3.46 | 1.81 | 3.15 | 18.55  | --- |
| 940404LF | 3/4"   | 0.748 | 4.29 | 2.09 | 3.60 | 29.76  | --- |
| 940405LF | 1"     | 0.984 | 4.29 | 2.25 | 3.92 | 51.55  | --- |
| 940406LF | 1-1/4" | 1.259 | 5.63 | 2.52 | 4.41 | 84.42  | --- |
| 940407LF | 1 1/2" | 1.574 | 5.63 | 2.74 | 5.35 | 131.93 | --- |
| 940408LF | 2 "    | 1.941 | 5.63 | 3.03 | 6.79 | 200.35 | --- |
| 940409LF | 2 1/2" | 2.520 | 7.76 | 4.25 | 7.46 | 338.43 | --- |
| 940410LF | 3 "    | 2.874 | 8.19 | 4.58 | 8.17 | 445.44 | --- |
| 940411LF | 4"     | 3.839 | 9.25 | 5.49 | 9.88 | 783.88 | --- |

**WARNING:** This product can expose you to chemicals, including lead, which are known to the State of California to cause cancer and birth defects or other reproductive harm. For more information, visit [www.P65Warnings.ca.gov](http://www.P65Warnings.ca.gov)

**PEX BALL VALVES - LEAD FREE**  
LEAD FREE VALVES

**C/E PEX & PEX BALL VALVES LEAD FREE**



CUPC, AB 1953, NSF/ANSI 61, NSF/ ANSI 372 (ANNEX G) NSF-14

- 400 WOG
- FORGED LEAD FREE BRASS BODY
- SS BALL

**UNION PEX VALVE**  
C/E PEX X C/E PEX



- Cold Expansion
- Conforms to ASTM F 1960

| PART #   | SIZE   |     |
|----------|--------|-----|
| 945611LF | 1/2"   | --- |
| 945612LF | 3/4"   | --- |
| 945613LF | 1"     | --- |
| 945614LF | 1-1/4" | --- |
| 945615LF | 1 1/2" | --- |
| 945616LF | 2 "    | --- |

**PEX VALVE WITH DROP EAR AND DRAIN**  
C/E PEX X C/E PEX  
WITH DRAIN AND DROP EAR



- Cold Expansion
- Conforms to ASTM F 1960

| PART #   | SIZE |     |
|----------|------|-----|
| 945621LF | 1/2" | --- |
| 945622LF | 3/4" | --- |
| 945623LF | 1"   | --- |

**MALE ADAPTER PEX VALVE**  
MALE PIPE X C/E PEX



- Cold Expansion
- Conforms to ASTM F 1960
- Thread conforms to ANSI B1.20.1

| PART #   | SIZE |     |
|----------|------|-----|
| 945631LF | 1/2" | --- |
| 945632LF | 3/4" | --- |
| 945633LF | 1"   | --- |

- Dezincification resistant (D2B) Lead Free Brass material
- Cold expansion pex ends conform to ASTM F1960
- Blow out proof stem design

**PEX X PEX**  
PEX ENDS CONFORM TO ASTM F-1807



- CSA

| PART #   | SIZE   |     |
|----------|--------|-----|
| 945601LF | 1/2"   | --- |
| 945602LF | 3/4"   | --- |
| 945603LF | 1"     | --- |
| 945604LF | 1-1/4" | --- |
| 945605LF | 1-1/2" | --- |
| 945606LF | 2"     | --- |

**W/TEE HANDLE**

| PART #   | SIZE |     |
|----------|------|-----|
| 945640LF | 3/4" | --- |

**PEX DRAIN VALVE**



- Conforms to ASTM F 1807

| PART #   | SIZE |     |
|----------|------|-----|
| 945650LF | 1/2" | --- |
| 945651LF | 3/4" | --- |
| 945652LF | 1"   | --- |

**PEX x FEMALE PIPE**



| PART #   | SIZE | LIST PRICE |
|----------|------|------------|
| 973635LF | 1/2" |            |
| 973636LF | 3/4" |            |
| 973637LF | 1"   |            |

**WARNING:** This product can expose you to chemicals, including lead, which are known to the State of California to cause cancer and birth defects or other reproductive harm. For more information, visit [www.P65Warnings.ca.gov](http://www.P65Warnings.ca.gov)

LEAD FREE VALVES

**LEAD FREE VALVES**  
LEAD FREE VALVES

**LEAD FREE, FULL PORT BRASS BALL VALVES PUSH-FITTING END**

FEATURES

- dezincification resistant (DZR) Lead Free Brass Material
- Push-fitting conform ASSE 1061
- Forged Brass Body
- BLow Out Proof Stem Design
- Packing Nut & Packing On the Stem Seal
- Stainless Steel Ball
- Handle with Vinyl Grip
- 
- PERFORMANCE RATING
- 200 psi (CWP) 150 psi (WSP) Service
- Temperature Range: -20° F to 300° F

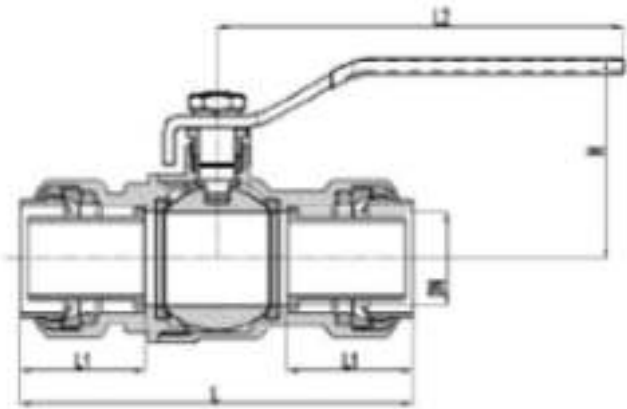


WARNING: This product can expose you to chemicals, including lead, which are known to the State of California to cause cancer and birth defects or other reproductive harm. For more information, visit [www.P65Warnings.ca.gov](http://www.P65Warnings.ca.gov)

**PUSH FIT VALVES**

| PART NO. | SIZE | DN    | L    | L1   | L2   | H    | CV    | WT(LBS.) | LIST |
|----------|------|-------|------|------|------|------|-------|----------|------|
| 943750LF | 1/2" | 0.524 | 3.15 | 0.91 | 3.46 | 1.73 | 14.56 |          |      |
| 943751LF | 3/4" | 0.748 | 3.55 | 1.10 | 3.46 | 1.89 | 29.76 |          |      |
| 943752LF | 1"   | 0.984 | 4.14 | 1.32 | 4.29 | 2.14 | 51.55 |          |      |

| PART NAME    | MATERIAL             |
|--------------|----------------------|
| Body         | Lead Free Brass      |
| Seat         | PTFE                 |
| Ball         | Stainless Steel      |
| Packing Nut  | Brass                |
| Stem         | Brass                |
| Lock Nut     | Ferrum/Zinc Plated   |
| Lock Washer  | Ferrum/Zinc Plated   |
| Packing      | Ptfe                 |
| Handle       | Ferrum/Chrome Plated |
| Cap          | Lead Free Brass      |
| O-Ring       | EPDM                 |
| Seat Ring    | POM                  |
| Gripper Ring | Stainless Steel      |
| Push Ring    | POM                  |
| Lock Ring    | POM                  |
| Liner        | PSF                  |



**LEAD FREE GATE/ CHECK/ Y VALVES**  
LEAD FREE VALVES

**BRASS GATE VALVE IPS**

- 200 WOG (Cold water, oil, gas)
- 125 WSP (Saturated Steam)
- Brass Forged body/bonList- stronger than sand castings.
- Superior quality and finish.
- Each valve individually tested.
- Threaded ends to ANSI B1.20.1, Solder ends to ANSI B16.18
- Non rising stem.
- Cast iron handle.
- NSF Approved



**BRASS GATE VALVE IPS**

| PART#    | SIZE  | LIST PRICE |
|----------|-------|------------|
| 940130LF | 1/4   | ---        |
| 940131LF | 3/8   | ---        |
| 940132LF | 1/2   | ---        |
| 940133LF | 3/4   | ---        |
| 940134LF | 1     | ---        |
| 940135LF | 1-1/4 | ---        |
| 940136LF | 1-1/2 | ---        |
| 940137LF | 2     | ---        |
| 940138LF | 2-1/2 | ---        |
| 940139LF | 3     | ---        |
| 940140LF | 4     | ---        |

**BRASS GATE VALVE C X C**



| PART#    | SIZE | LIST PRICE |
|----------|------|------------|
| 940142LF | 1/2" | ---        |
| 940143LF | 3/4" | ---        |
| 940144LF | 1"   | ---        |
| 940147LF | 2"   | ---        |

**BRASS CHECK VALVE**

| NO | Part             | Material        |
|----|------------------|-----------------|
| 1  | Cap              | C37700          |
| 2  | Gasket           | NBR             |
| 3  | Spring           | Stainless Steel |
| 4  | Positioning Seat | BRASS           |
| 5  | Screw            | BRASS           |
| 6  | Body             | C37700          |

- NSF Approved
- ANSI 61-4



**LEAD-FREE**

| PART #   | SIZE  | LIST PRICE |
|----------|-------|------------|
| 944430LF | 1/2   | ---        |
| 944431LF | 3/4   | ---        |
| 944432LF | 1     | ---        |
| 944433LF | 1-1/4 | ---        |
| 944434LF | 1-1/2 | ---        |
| 944435LF | 2     | ---        |

**CAST BRASS SWING CHECK VALVE IPS**  
**SCREWED ENDS**

- Working pressure non-shock: 200 psi W.O.G. (cold water, oil, gas) 125 psi WSP (saturated steam)
- Swing type disc.
- Screwed Cap.
- Hard Seat.
- 90° Straight Pattern.
- Used to prevent reverse flow in commercial and industrial applications.
- Threaded ends to ANSI B1.20.1. Solder ends ANSI 61-8
- Integral seat.
- NSF Approved



| PART #   | SIZE   | LIST PRICE |
|----------|--------|------------|
| 940352LF | 1/2"   | ---        |
| 940353LF | 3/4"   | ---        |
| 940354LF | 1"     | ---        |
| 940355LF | 1-1/4" | ---        |
| 940356LF | 1-1/2" | ---        |
| 940357LF | 2"     | ---        |
| 940358LF | 2 1/2" | ---        |
| 940359LF | 3"     | ---        |
| 940360LF | 4"     | ---        |

**C X C SWING CHECK VALVE**



| PART #   | SIZE  | LIST PRICE |
|----------|-------|------------|
| 940362LF | 1/2   | ---        |
| 940363LF | 3/4   | ---        |
| 940364LF | 1     | ---        |
| 940365LF | 1-1/4 | ---        |
| 940366LF | 1-1/2 | ---        |
| 940367LF | 2     | ---        |

**CLASS 150 BRASS Y-PATTERN STRAINER**



**LEAD-FREE**

| PART#    | SIZE | LIST PRICE |
|----------|------|------------|
| 940523LF | 1/2" | ---        |

**WARNING:** This product can expose you to chemicals, including lead, which are known to the State of California to cause cancer and birth defects or other reproductive harm. For more information, visit [www.P65Warnings.ca.gov](http://www.P65Warnings.ca.gov)

**LOW PRESSURE LF BRASS VALVES**  
LEAD FREE VALVES

LF BRASS FROST FREE SILLCOCK VALVES/ ANTI SIPHON



| PART#    | SIZE<br>1/2" MIP & 1/2" SWEAT X 3/4" MHT X | D    | H     | L    |  |
|----------|--|------|-------|------|--|
| 942150LF | 6"   | 2.20 | 8.64  | 3.07 |  |
| 942151LF | 8"   | 2.20 | 12.66 | 3.07 |  |
| 942152LF | 12"  | 2.20 | 16.71 | 3.07 |  |

| NO | PARTS             | MATERIALS       | QTY | WATER CONTACT |
|----|-------------------|-----------------|-----|---------------|
| 1  | Bolt              | Forged Brass    | 1   | N             |
| 2  | Name Plate        | Aluminium       | 1   | N             |
| 3  | Handle            | Aluminium       | 1   | N             |
| 4  | Bonnet            | Brass Rod       | 1   | N             |
| 5  | Washer            | Stainless Steel | 1   | N             |
| 6  | Packing           | Rubber (NBR)    | 1   | Y             |
| 7  | Washer            | Stainless Steel | 1   | Y             |
| 8  | Pipe              | Brass (Copper)  | 1   | Y             |
| 9  | Stem              | Brass Rod       | 1   | Y             |
| 10 | Spring            | Stainless Steel | 1   | Y             |
| 11 | O-Ring            | Rubber (NBR)    | 1   | Y             |
| 12 | Spring Seat       | Brass Rod       | 1   | Y             |
| 13 | Flapper           | Rubber (NBR)    | 1   | Y             |
| 14 | Seat              | Forged Brass    | 1   | Y             |
| 15 | Seat Pack-<br>ing | Rubber (NBR)    | 1   | Y             |
| 16 | Screw             | Forged Brass    | 1   | Y             |
| 17 | Body              | Cast Brass      | 1   | Y             |
| 18 | Pipe              | Brass (Copper)  | 1   | Y             |
| 19 | Nipple            | Brass Rod       | 1   | Y             |
| 20 | Packing           | Pom M90         | 1   | N             |
| 21 | Floating          | Pom M90         | 1   | Y             |
| 22 | Floating Pk       | Rubber (NBR)    | 1   | Y             |
| 23 | O-Ring            | Rubber (NBR)    | 1   | Y             |
| 24 | Packing           | Pom M90         | 1   | Y             |
| 25 | Cap               | Brass Rod       | 1   | Y             |

**WARNING:** This product can expose you to chemicals, including lead, which are known to the State of California to cause cancer and birth defects or other reproductive harm. For more information, visit [www.P65Warnings.ca.gov](http://www.P65Warnings.ca.gov)



# LOW PRESSURE LF BRASS VALVES

## LEAD FREE VALVES

### BRASS HOSE BIBB NO KINK VALVES HEAVY DUTY



| NO | PARTS        | MATERIALS       | QTY | WATER CONTACT |
|----|--------------|-----------------|-----|---------------|
| 1  | Bolt         | Hot Rolled      | 1   | N             |
| 2  | Handle       | Zinc            | 1   | N             |
| 3  | Packing Nut  | Brass Rod       | 1   | N             |
| 4  | Packing      | Teflon Polyflon | 1   | Y             |
| 5  | Bonnet       | Brass Rod       | 1   | Y             |
| 6  | Packing      | Nylon           | 1   | Y             |
| 7  | Stem         | Brass Rod       | 1   | Y             |
| 8  | Seat Packing | Rubber (NBR)    | 1   | Y             |
| 9  | Screw        | Forged Brass    | 1   | Y             |
| 10 | Body         | Cast Brass      | 1   | Y             |

| PART#    | NOMINAL SIZE                     | D    | H    | L    | MIP        | LIST |
|----------|----------------------------------|------|------|------|------------|------|
| 942110LF | 1/2" MIP & 1/2" Sweat x 3/4" MHT | 2.12 | 1.97 | 2.87 | 1/2"-14NPT |      |
| 942111LF | 3/4" MIP x 3/4" MHT              | 2.12 | 1.97 | 2.97 | 3/4"-14NPT |      |

### BRASS HOSE BIBB NO KINK VALVES HEAVY DUTY



| NO | PARTS        | MATERIALS       | QTY | WATER CONTACT |
|----|--------------|-----------------|-----|---------------|
| 1  | Bolt         | Hot Rolled      | 1   | N             |
| 2  | Handle       | Zinc            | 1   | N             |
| 3  | Packing Nut  | Brass Rod       | 1   | N             |
| 4  | Packing      | Teflon Polyflon | 1   | Y             |
| 5  | Bonnet       | Brass Rod       | 1   | Y             |
| 6  | Packing      | Nylon           | 1   | Y             |
| 7  | Stem         | Brass Rod       | 1   | Y             |
| 8  | Seat Packing | Rubber (NBR)    | 1   | Y             |
| 9  | Screw        | Forged Brass    | 1   | Y             |
| 10 | Body         | Cast Brass      | 1   | Y             |

| PART#    | NOMINAL SIZE        | D    | H    | L    | MIP        | LIST |
|----------|---------------------|------|------|------|------------|------|
| 942112LF | 1/2" FIP x 3/4" MHT | 2.12 | 1.97 | 2.87 | 1/2"-14NPT |      |
| 942113LF | 3/4" FIP x 3/4" MHT | 2.12 | 1.97 | 2.97 | 3/4"-14NPT |      |

### BRASS HOSE BIBB NO KINK VALVES HEAVY DUTY



| NO | PARTS        | MATERIALS       | QTY | WATER CONTACT |
|----|--------------|-----------------|-----|---------------|
| 1  | Bolt         | Hot Rolled      | 1   | N             |
| 2  | Handle       | Zinc            | 1   | N             |
| 3  | Packing Nut  | Brass Rod       | 1   | N             |
| 4  | Packing      | Teflon Polyflon | 1   | Y             |
| 5  | Bonnet       | Brass Rod       | 1   | Y             |
| 6  | Packing      | Nylon           | 1   | Y             |
| 7  | Stem         | Brass Rod       | 1   | Y             |
| 8  | Seat Packing | Rubber (NBR)    | 1   | Y             |
| 9  | Screw        | Forged Brass    | 1   | Y             |
| 10 | Body         | Cast Brass      | 1   | Y             |

| PART#    | NOMINAL SIZE                     | D    | H    | L    | LIST |
|----------|----------------------------------|------|------|------|------|
| 942123LF | 3/4" FTG & 1/2" SWEAT x 3/4" MHT | 2.12 | 1.97 | 2.87 |      |

**WARNING:** This product can expose you to chemicals, including lead, which are known to the State of California to cause cancer and birth defects or other reproductive harm. For more information, visit [www.P65Warnings.ca.gov](http://www.P65Warnings.ca.gov)

**LOW PRESSURE LF BRASS VALVES**  
LEAD FREE VALVES

LEAD FREE VALVES

**LF BRASS BOILER DRAIN**



| PART#    | NOMINAL SIZE        | D    | H    | L    | FIP        |
|----------|---------------------|------|------|------|------------|
| 942164LF | 1/2" FIP x 3/4" MHT | 2.08 | 3.35 | 1.46 | 1/2"-14NPT |
| 942165LF | 3/4" FIP x 3/4" MHT | 2.08 | 3.35 | 1.46 | 3/4"-14NPT |

| NO | PARTS        | MATERIALS       | QTY | WATER CONTACT |
|----|--------------|-----------------|-----|---------------|
| 1  | Bolt         | Hot Rolled      | 1   | N             |
| 2  | Name Plate   | Aluminium       | 1   | N             |
| 3  | Handle       | Zinc            | 1   | N             |
| 4  | Packing Nut  | Brass Rod       | 1   | N             |
| 5  | Packing      | Teflon Polyflon | 1   | Y             |
| 6  | Bonnet       | Brass Rod       | 1   | Y             |
| 7  | Packing      | Nylon           | 1   | Y             |
| 8  | Stem         | Brass Rod       | 1   | Y             |
| 9  | Seat Packing | Rubber (NBR)    | 1   | Y             |
| 10 | Screw        | Forged Brass    | 1   | Y             |
| 11 | Body         | Cast Brass      | 1   | Y             |

**LF BOILER DRAIN**



| PART#    | NOMINAL SIZE                    | D    | H    | L    | MIP        |
|----------|---------------------------------|------|------|------|------------|
| 942162LF | 1/2"MIP & 1/2" SWEAT X 3/4" MHT | 2.08 | 3.50 | 1.46 | 1/2"-14NPT |
| 942163LF | 3/4" MIP x 3/4" MHT             | 2.08 | 3.58 | 1.46 | 3/4"-14NPT |

| NO | PARTS        | MATERIALS    | QTY | WATER CONTACT |
|----|--------------|--------------|-----|---------------|
| 1  | Nut          | Hot Rolled   | 1   | N             |
| 2  | Name Plate   | Aluminium    | 1   | N             |
| 3  | Handle       | Cast Iron    | 1   | N             |
| 4  | Packing Nut  | Brass Rod    | 1   | N             |
| 5  | Packing      | Rubber (NBR) | 1   | Y             |
| 6  | Bonnet       | Cast Brass   | 1   | Y             |
| 7  | Stem         | Cast Brass   | 1   | Y             |
| 8  | Seat Packing | Rubber (NBR) | 1   | Y             |
| 9  | Screw        | Forged Brass | 1   | Y             |
| 10 | Body         | Cast Brass   | 1   | Y             |

**LF BRASS BOILER DRAIN SPOUT- ANGLE**



| PART#    | NOMINAL SIZE                     | D    | H    | L    | MIP        |
|----------|----------------------------------|------|------|------|------------|
| 942134LF | 1/2" MIP & 1/2" Sweat x 3/4" MHT | 2.12 | 2.16 | 1.14 | 1/2"-14NPT |
| 942135LF | 3/4" MIP x 3/4" MHT              | 2.12 | 2.16 | 1.14 | 3/4"-14NPT |

| NO | PARTS        | MATERIALS    | QTY | WATER CONTACT |
|----|--------------|--------------|-----|---------------|
| 1  | Nut          | Hot Rolled   | 1   | N             |
| 2  | Name Plate   | Aluminium    | 1   | N             |
| 3  | Handle       | Cast Iron    | 1   | N             |
| 4  | Packing Nut  | Brass Rod    | 1   | N             |
| 5  | Packing      | Rubber (NBR) | 1   | Y             |
| 6  | Bonnet       | Cast Brass   | 1   | Y             |
| 7  | Stem         | Cast Brass   | 1   | Y             |
| 8  | Seat Packing | Rubber (NBR) | 1   | Y             |
| 9  | Screw        | Forged Brass | 1   | Y             |
| 10 | Body         | Cast Brass   | 1   | Y             |

**LF BRASS BOILER DRAIN SPOUT- ANGLE**



| PART#    | NOMINAL SIZE         | D    | H    | L    | FIP        |
|----------|----------------------|------|------|------|------------|
| 942132LF | 1/2" FIP X 3/4" MHT  | 2.12 | 2.16 | 1.14 | 1/2"-14NPT |
| 942133LF | 3/4" FIPT X 3/4" MHT | 2.12 | 2.16 | 1.14 | 3/4"-14NPT |

| NO | PARTS        | MATERIALS       | QTY | WATER CONTACT |
|----|--------------|-----------------|-----|---------------|
| 1  | Bolt         | Hot Rolled      | 1   | N             |
| 2  | Name Plate   | Aluminium       | 1   | N             |
| 3  | Handle       | Zinc            | 1   | N             |
| 4  | Packing Nut  | Brass Rod       | 1   | N             |
| 5  | Packing      | Teflon Polyflon | 1   | Y             |
| 6  | Bonnet       | Brass Rod       | 1   | Y             |
| 7  | Packing      | Nylon           | 1   | Y             |
| 8  | Stem         | Brass Rod       | 1   | Y             |
| 9  | Seat Packing | Rubber (NBR)    | 1   | Y             |
| 10 | Screw        | Forged Brass    | 1   | Y             |
| 11 | Body         | Cast Brass      | 1   | Y             |

**WARNING:** This product can expose you to chemicals, including lead, which are known to the State of California to cause cancer and birth defects or other reproductive harm. For more information, visit [www.P65Warnings.ca.gov](http://www.P65Warnings.ca.gov)





# LOW PRESSURE LF BRASS VALVES

## LEAD FREE VALVES

### LF SILLCOCK VALVE WITH PEX CONNECTIONS



| NO | PARTS        | MATERIALS    | QTY | WATER CONTACT |
|----|--------------|--------------|-----|---------------|
| 1  | Nut          | Hot Rolled   | 1   | N             |
| 2  | Name Plate   | Aluminium    | 1   | N             |
| 3  | Handle       | Cast Iron    | 1   | N             |
| 4  | Packing Nut  | Brass Rod    | 1   | N             |
| 5  | Packing      | Rubber (NBR) | 1   | Y             |
| 6  | Bonnet       | Cast Brass   | 1   | Y             |
| 7  | Stem         | Cast Brass   | 1   | Y             |
| 8  | Seat Packing | Rubber (NBR) | 1   | Y             |
| 9  | Screw        | Forged Brass | 1   | Y             |
| 10 | Body         | Cast Brass   | 1   | Y             |

| PART#    | NOMINAL SIZE              | B    | C    | D    | H    | L    |
|----------|---------------------------|------|------|------|------|------|
| 942142LF | 1/2" PEX F1807 x 3/4" MHT | 2.58 | 0.22 | 2.09 | 2.40 | 2.34 |
| 942143LF | 3/4" PEX F1807 x 3/4" MHT | 2.58 | 0.22 | 2.09 | 2.40 | 2.40 |

### LF SILLCOCK VALVE WITH PEX CONNECTIONS (COLD EXPANSION)



| NO | PARTS        | MATERIALS    | QTY | WATER CONTACT |
|----|--------------|--------------|-----|---------------|
| 1  | Nut          | Hot Rolled   | 1   | N             |
| 2  | Name Plate   | Aluminium    | 1   | N             |
| 3  | Handle       | Cast Iron    | 1   | N             |
| 4  | Packing Nut  | Brass Rod    | 1   | N             |
| 5  | Packing      | Rubber (NBR) | 1   | Y             |
| 6  | Bonnet       | Cast Brass   | 1   | Y             |
| 7  | Stem         | Cast Brass   | 1   | Y             |
| 8  | Seat Packing | Rubber (NBR) | 1   | Y             |
| 9  | Screw        | Forged Brass | 1   | Y             |
| 10 | Body         | Cast Brass   | 1   | Y             |

| PART#    | NOMINAL SIZE              | B    | C    | D    | H    | L    |
|----------|---------------------------|------|------|------|------|------|
| 942144LF | 1/2" PEX F1960 x 3/4" MHT | 2.58 | 0.22 | 2.08 | 2.40 | 2.34 |
| 942145LF | 3/4" PEX F1960 x 3/4" MHT | 2.58 | 0.22 | 2.08 | 2.40 | 2.40 |

### VACUUM BREAKER



- Male hose and female hose threads can be broken off for permanent attachment
- Set screw
- Vandal proof
- Rough brass construction
- Prevents back-siphonage on hoses to prevent potable water from getting contaminated
- Certified under ASSE Std. 1011
- UPC
- CSA

| PART #   | SIZE        | LIST PRICE |
|----------|-------------|------------|
| 947055LF | 3/4" x 3/4" | ---        |

**WARNING:** This product can expose you to chemicals, including lead, which are known to the State of California to cause cancer and birth defects or other reproductive harm. For more information, visit [www.P65Warnings.ca.gov](http://www.P65Warnings.ca.gov)

**VALVES**

VALVES

**VALVES****VALVES****Forged Brass**

Full Port Ball  
 Locking Handle  
 Butterfly Handle  
 N/P Ball Valve  
 Italian Ball Valve  
 M X F Ball Valve  
 Spring Handle Ball Valve  
 Right Angle Ball valve  
 Wye, 3-Way Ball Valve  
 Safety Exhaust Ball Valve  
 Gas Valves  
 Mini Ball Valves  
 3-Way Valves  
 MISC  
 Gate Valves  
 Y Strainer  
 Check Valves

**Stainless Steel Valves**

Ball Valves  
 SS Mini Ball Valve  
 Check Valves  
 Y-strainer, Globe, Gate

**Carbon Steel Valves**

Ball Valves  
 Check Valves

**Ductile Iron**

Butterfly  
 Check  
 Gate  
 Ductile Iron Valves  
 Vertical Post Indicator

**BALL VALVE PRIVATE LABEL PROGRAM**

Midland will put your company name and logo on our ball valve handle for FREE. Simply place a minimum blanket order of 10 cases per size and Midland will stock them under a special part # for your access only. Please allow 90-120 days for delivery on the first shipment only: Then have them delivered as you need them!

WARNING: This product can expose you to chemicals, including lead, which are known to the State of California to cause cancer and birth defects or other reproductive harm. For more information, visit [www.P65Warnings.ca.gov](http://www.P65Warnings.ca.gov)

# FORGED BRASS BALL VALVE

VALVES

## FORGED BRASS BALL VALVE

• BRASS • 600WOG • FULL PORT



ISO 9002 Manufacturer  
FEATURES

Made in China

1/4"-2" 600 PSI non-shock cold water, gas,  
oil - 150 PSI saturated steam

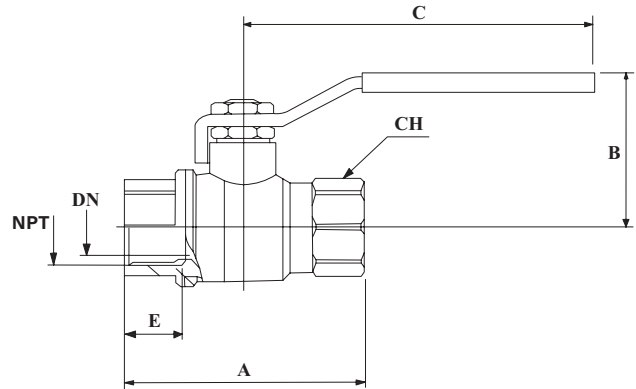
2-1/2"- 4" 400 PSI non-shock cold water,  
gas, oil

- Suitable for full range of liquids and gases
- Minimal pressure drop due to large full size ports
- Bottom loaded, pressure retaining stem
- Pressure rated for 1/4"-2" at 600psi (42 bars) and 2-1/2"-4" at 400 psi WOG (non-shock) and 150 WSP (10.34 bars) saturated steam. Virgin PTFE stem packing seal, thrust washer and seats
- Yellow vinyl insulator on heavy duty plated carbon steel handles
- Fast 1/4 turn open or close operation
- Not Lead Free
- Good for gasoline and diesel
- Low operating torque

- Adjustable stem packing gland
- Maximum operating temperature: 302°F (150° C)
- Minimum operating temperature: -22°F (-30°C)
- Each valve individually tested
- Forged Brass - for more strength
- Threaded ends to ANSI B1.20.1
- Hard chromium plated solid ball
- Bottom entry, blow-out proof stem
- Deeper threads - for better connections



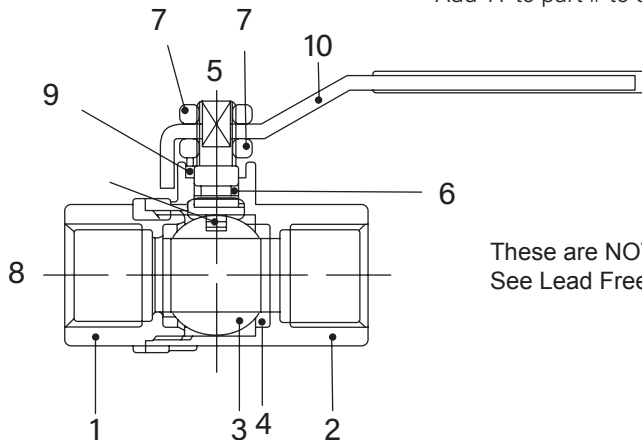
• Generic Handles



| PART#   | SIZE   | DIMENSION INCHES |      |      |      |      |      | WEIGHT | BOX/CASE | LIST PRICE |
|---------|--------|------------------|------|------|------|------|------|--------|----------|------------|
|         | NPT    | DN               | A    | B    | C    | E    | CH   |        |          |            |
| 940171  | 1/4"   | 0.39             | 1.75 | 1.92 | 3.54 | 0.46 | 0.78 | 0.34   | 70/140   | ---        |
| 940172  | 3/8"   | 0.41             | 1.75 | 1.92 | 3.54 | 0.46 | 0.78 | 0.30   | 70/140   | ---        |
| 940173  | 1/2"   | 0.58             | 2.05 | 2.08 | 3.54 | 0.52 | 0.98 | 0.44   | 50/100   | ---        |
| 940174  | 3/4"   | 0.75             | 2.36 | 2.30 | 3.78 | 0.56 | 1.20 | 0.67   | 30/60    | ---        |
| 940175  | 1"     | 0.94             | 2.75 | 2.68 | 4.52 | 0.66 | 1.50 | 1.05   | 20/40    | ---        |
| 940176  | 1-1/4" | 1.26             | 3.30 | 3.14 | 4.52 | 0.70 | 1.82 | 1.50   | 12/24    | ---        |
| 940177  | 1-1/2" | 1.57             | 3.66 | 3.61 | 5.51 | 0.72 | 2.09 | 2.30   | 9/18     | ---        |
| 940178  | 2"     | 1.97             | 4.18 | 3.68 | 5.51 | 0.74 | 2.62 | 3.38   | 6/12     | ---        |
| 940179* | 2-1/2" | 2.52             | 5.38 | 4.76 | 8.66 | 1.01 | 3.36 | 7.61   | 3/6      | ---        |
| 940180* | 3"     | 2.95             | 6.04 | 5.08 | 8.66 | 1.11 | 3.86 | 11.10  | 2/4      | ---        |
| 940181* | 4"     | 3.89             | 7.38 | 5.86 | 9.00 | 1.22 | 4.89 | 12.12  | 1/2      | ---        |

\* 400 PSI

\* Add 'H' to part # to order handles \*



These are NOT Lead Free  
See Lead Free SWT Valves

| POS | COMPONENTS     | MATERIALS    | N |
|-----|----------------|--------------|---|
| 1   | Body           | Forged Brass | 1 |
| 2   | End Connection | Forged Brass | 1 |
| 3   | Ball           | CP Brass     | 1 |
| 4   | Ball Seat      | P.T.F.E.     | 2 |
| 5   | Stem           | Brass        | 1 |
| 6   | Gland          | Brass        | 1 |
| 7   | Nut            | Steel        | 1 |
| 8   | Spring Inseat  | Steel        | 1 |
| 9   | Stem Seal      | P.T.F.E.     | 1 |
| 10  | Handle         | Steel        | 1 |

WARNING: This product can expose you to chemicals, including lead, which are known to the State of California to cause cancer and birth defects or other reproductive harm. For more information, visit www.P65Warnings.ca.gov

**BUTTERFLY HANDLE BALL VALVE**

VALVES

**LOCKING HANDLE BALL VALVE**

• BRASS • 600WOG • FULL PORT



See specs on previous page

• Generic Handles

| PART#   | SIZE   | DIMENSION INCHES |      |      |      |      |      | WEIGHT | BOX/CASE | LIST PRICE |
|---------|--------|------------------|------|------|------|------|------|--------|----------|------------|
|         | NPT    | DN               | A    | B    | C    | E    | CH   |        |          |            |
| 940171L | 1/4"   | 0.31             | 1.73 | 1.84 | 3.15 | 0.49 | 0.71 | 0.39   | 70/140   | ---        |
| 940172L | 3/8"   | 0.39             | 1.81 | 1.88 | 3.86 | 0.49 | 0.79 | 0.35   | 70/140   | ---        |
| 940173L | 1/2"   | 0.58             | 2.23 | 2.09 | 3.43 | 0.61 | 0.98 | 0.49   | 50/100   | ---        |
| 940174L | 3/4"   | 0.75             | 2.48 | 2.24 | 3.62 | 0.62 | 1.20 | 0.78   | 30/60    | ---        |
| 940175L | 1"     | 0.94             | 2.95 | 2.67 | 4.42 | 0.73 | 1.50 | 1.18   | 20/40    | ---        |
| 940176L | 1-1/4" | 1.26             | 3.42 | 3.05 | 4.73 | 0.77 | 1.81 | 1.76   | 12/24    | ---        |
| 940177L | 1-1/2" | 1.57             | 3.78 | 3.51 | 5.18 | 0.78 | 2.09 | 2.53   | 9/18     | ---        |
| 940178L | 2"     | 1.97             | 4.18 | 3.84 | 5.24 | 0.75 | 2.60 | 3.53   | 6/12     | ---        |

**BUTTERFLY HANDLE BALL VALVE**

• BRASS • 600WOG • FULL PORT



See specs on previous page

| PART#   | SIZE |       |       |       |       |       | WEIGHT | BOX/CASE | LIST PRICE |
|---------|------|-------|-------|-------|-------|-------|--------|----------|------------|
|         | NPT  | A     | B     | C     | D     | E     |        |          |            |
| 940171T | 1/4" | 1.75  | 1.488 | 1.831 | 0.315 | 0.457 | 0.342  | 70/140   | ---        |
| 940172T | 3/8" | 1.756 | 1.488 | 1.831 | 0.394 | 0.457 | 0.31   | 70/140   | ---        |
| 940173T | 1/2" | 2.047 | 1.756 | 2.394 | 0.583 | 0.520 | 0.44   | 50/100   | ---        |
| 940174T | 3/4" | 2.362 | 1.921 | 2.394 | 0.748 | 0.563 | 0.68   | 30/60    | ---        |

• Not Lead Free AB1953 Compliant

WARNING: This product can expose you to chemicals, including lead, which are known to the State of California to cause cancer and birth defects or other reproductive harm. For more information, visit [www.P65Warnings.ca.gov](http://www.P65Warnings.ca.gov)

# ITALIAN BALL VALVE

VALVES

# ITALIAN BALL VALVE

• BRASS • 600WOG • FULL PORT



ISO 9002 Manufacturer  
FEATURES

CSA AGA 3.88 5 PSIG IAMPO IGC 157 - 2004b

- **SOLID CHROME PLATED BRASS BALL**
- Suitable for full range of liquids and gases
- Minimal pressure drop due to large full size ports
- Bottom loaded, pressure retaining stem
- Pressure rated at 600psi (42 bars) WOG (non-shock) and 150 WSP (10.34 bars) saturated steam. Virgin TFE stem packing seal, thrust washer and seats.
- Yellow vinyl insulator on heavy duty plated carbon steel handles.
- Fast 1/4 turn open or close operation
- Low operating torque
- Flow can go both directions
- Generic Handles
- **Adjustable stem packing gland**
- Maximum operating temperature: 248°F (120° C)

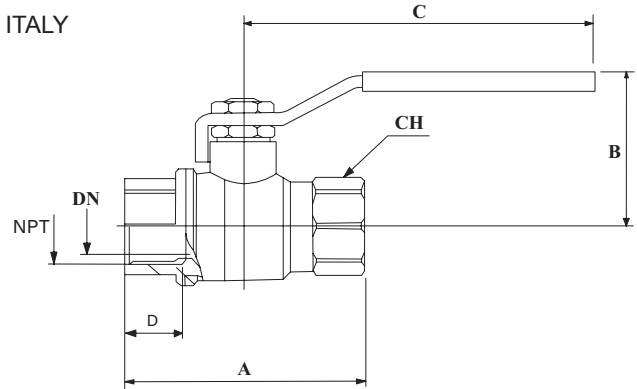
- at 600 PSI
- Minimum operating temperature: -20°F (-40°C)
- Each valve individually tested
- Forged Brass - for more strength
- Threaded ends to ANSI B1.20.1
- Hard chromium plated solid ball
- Bottom entry, blow-out proof stem
- Deeper threads - for better connections



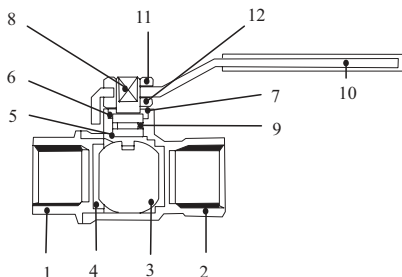
Female x Female

MADE IN ITALY

• REVERSIBLE HANDLES



| PART#  | SIZE   |      | DIMENSION INCHES |      |      |      |      | WEIGHT | BOX/CASE | LIST PRICE |
|--------|--------|------|------------------|------|------|------|------|--------|----------|------------|
|        | NPT    | DN   | A                | B    | C    | D    | CH   |        |          |            |
| 943200 | 1/4"   | .39  | 1.96             | 1.53 | 3.31 | .43  | .75  | 0.36   | 24/96    | ---        |
| 943201 | 3/8"   | .39  | 1.96             | 1.53 | 3.31 | .43  | .86  | 0.40   | 24/96    | ---        |
| 943202 | 1/2"   | .57  | 2.09             | 1.57 | 3.25 | .46  | .98  | 0.44   | 20/80    | ---        |
| 943203 | 3/4"   | .75  | 2.28             | 1.77 | 3.80 | .49  | 1.22 | 0.57   | 14/56    | ---        |
| 943204 | 1"     | .94  | 2.80             | 2.03 | 3.80 | .59  | 1.50 | 0.89   | 6/24     | ---        |
| 943205 | 1-1/4" | 1.24 | 3.50             | 2.32 | 4.72 | 0.72 | 1.85 | 1.64   | 4/16     | ---        |
| 943206 | 1-1/2" | 1.49 | 3.90             | 3.02 | 6.38 | 0.85 | 2.13 | 2.78   | 2/8      | ---        |
| 943207 | 2"     | 1.96 | 4.07             | 3.27 | 6.38 | .65  | 2.64 | 3.21   | 2/8      | ---        |
| 942208 | 2-1/2" | 2.48 | 5.80             | 4.98 | 7.54 | 1.06 | 3.31 | 6.97   | 5        | ---        |
| 942209 | 3"     | 2.99 | 6.85             | 5.63 | 8.86 | 1.14 | 3.89 | 10.34  | 3        | ---        |
| 942210 | 4"     | 3.54 | 7.67             | 6.04 | 8.86 | 1.22 | 4.80 | 18.77  | 1        | ---        |



| POS | COMPONENTS       | MATERIALS    | N |
|-----|------------------|--------------|---|
| 1   | Body             | Forged Brass | 1 |
| 2   | End Connection   | Forged Brass | 1 |
| 3   | Ball             | CP Brass     | 1 |
| 4   | Ball Stems       | P.T.F.E.     | 2 |
| 5   | Stem Antif. Seat | P.T.F.E.     | 1 |
| 6   | Stem Seat        | P.T.F.E.     | 1 |
| 7   | Brass Ring       | Brass        | 1 |
| 8   | Stem             | Brass        | 1 |
| 9   | O-Ring           | NBR 80       | 1 |
| 10  | Handle           | Steel        | 1 |
| 11  | Nut              | Steel        | 1 |
| 12  | Nut              | Brass        | 1 |

WARNING: This product can expose you to chemicals, including lead, which are known to the State of California to cause cancer and birth defects or other reproductive harm. For more information, visit www.P65Warnings.ca.gov

**MALE X FEMALE BRASS BALL VALVE**

VALVES

**MALE X FEMALE BRASS BALL VALVE**

• 600WOG • FULL PORT



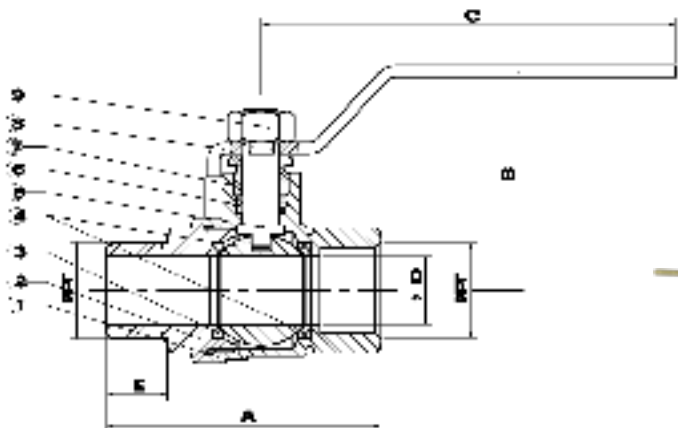
UL842, UL258

- Solid chrome plated brass ball
- Suitable for full range of liquids and gases.
- Minimal pressure drop due to large full size ports.
- Bottom loaded, pressure retaining stem.
- Pressure rated at 600psi (42 bars) WOG ( non-shock) and 150psi (10.34 bars) saturated steam. Virgin TFE stem packing seal, thrust washer and seats.
- Yellow vinyl insulator on heavy duty plated carbon steel handles.
- Fast 1/4 turn open or close operation.
- Flow both directions.
- Low operating torque.
- Adjustable stem packing gland.
- Generic Handles
- Maximum operating temperature: 248°F (120°C)
- Minimum operating temperature: -20°F (-40°C)
- Each valve individually tested.
- Forged Brass - for more strength.
- Threaded ends to ANSI B1.20.1
- Hard chromium plated solid ball
- Bottom entry, blow-out proof stem.
- Made in China



• Not Lead Free

| PART#  | SIZE   | NPT          | A     | B     | C     | D     | E     | WEIGHT | BOX/CASE | LIST PRICE |
|--------|--------|--------------|-------|-------|-------|-------|-------|--------|----------|------------|
| 948170 | 1/4"   | 1/4 - 18     | 2.016 | 1.689 | 2.756 | 0.315 | 0.457 | 0.29   | 70/140   | ---        |
| 948171 | 3/8"   | 3/8 - 18     | 2.094 | 1.89  | 3.543 | 0.394 | 0.457 | 0.33   | 70/140   | ---        |
| 948172 | 1/2"   | 1/2 - 14     | 2.343 | 2.05  | 3.543 | 0.583 | 0.520 | 0.47   | 50/100   | ---        |
| 948173 | 3/4"   | 3/4 - 14     | 2.618 | 2.20  | 3.780 | 0.748 | 0.563 | 0.68   | 30/60    | ---        |
| 948174 | 1"     | 1 - 11.5     | 3.000 | 2.579 | 4.528 | 0.945 | 0.630 | 1.11   | 20/40    | ---        |
| 948175 | 1-1/4" | 1-1/4 - 11.5 | 3.563 | 2.953 | 4.528 | 1.260 | 0.709 | 1.70   | 12/24    | ---        |
| 948176 | 1-1/2" | 1-1/2 - 11.5 | 3.965 | 3.346 | 5.512 | 1.575 | 0.717 | 2.50   | 9/18     | ---        |
| 948177 | 2"     | 2 - 11.5     | 4.496 | 3.681 | 5.512 | 1.969 | 0.748 | 3.57   | 6/12     | ---        |



| POS | COMPONENTS    | MATERIALS |
|-----|---------------|-----------|
| 1   | Body          | C37700    |
| 2   | End Cap       | CS7700    |
| 3   | Ball Seat     | PTFE      |
| 4   | Ball          | CS7700    |
| 5   | Stem          | CS7700    |
| 6   | Stem Reducing | PTFE      |
| 7   | Reducing Nut  | CS7700    |
| 8   | Lever Handle  | 1008      |
| 9   | Stem Nut      | A570 Gr.A |



Locking Handle option



Tee handle option

**WARNING:** This product can expose you to chemicals, including lead, which are known to the State of California to cause cancer and birth defects or other reproductive harm. For more information, visit [www.P65Warnings.ca.gov](http://www.P65Warnings.ca.gov)

# ITALIAN MALE X FEMALE BALL VALVE

VALVES

# ITALIAN MALE X FEMALE BALL VALVE

• BRASS • 600WOG • FULL PORT

Gas Approved



CSA AGA 3.88 5 PSIG




UL842, UL258, UL125, FM

Made in Italy

ISO 9002 Manufacturer  
FEATURES

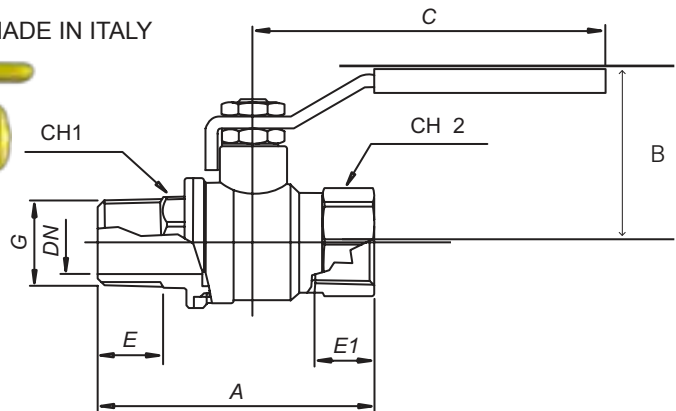
- Solid chrome plated brass ball
- Suitable for full range of liquids and gases.
- Minimal pressure drop due to large full size ports.
- Bottom loaded, pressure retaining stem.
- Pressure rated at 600psi (42 bars) WOG ( non-shock) and 150psi (10.34 bars) saturated steam. Virgin TFE stem packing seal, thrust washer and seats.
- Yellow vinyl insulator on heavy duty plated carbon steel handles.
- Fast 1/4 turn open or close operation.
- Generic Handles
- Flow both directions.

- Low operating torque.
- Adjustable stem packing gland.
- Maximum operating temperature: 248°F (120°C) at 600 p.s.i
- Minimum operating temperature: -20°F (-40°C)
- KV: Pressure drop m<sup>3</sup>/h.
- Each valve individually tested.
- Forged Brass - for more strength.
- Threaded ends to ANSI B1.20.1
- Hard chromium plated solid ball
- Bottom entry, blow-out proof stem.
- Deeper threads - for better connections.

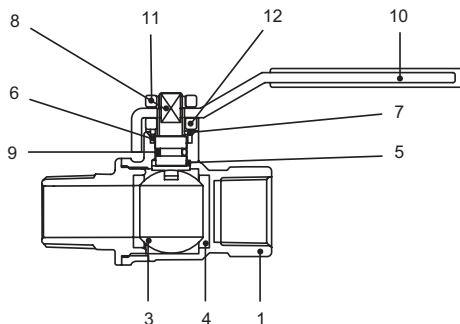


MIP x FIP

MADE IN ITALY



| PART#  | SIZE   | DN   | A    | B    | C    | E   | E1  | CH1  | CH2  | WEIGHT | BOX/CASE | LIST PRICE |
|--------|--------|------|------|------|------|-----|-----|------|------|--------|----------|------------|
| 948101 | 1/4"   | .39  | 2.18 | 1.53 | 3.28 | .39 | .43 | .55  | .75  | 0.35   | 24/96    | ---        |
| 948102 | 3/8"   | .39  | 2.20 | 1.53 | 3.28 | .43 | .43 | .71  | .86  | 0.35   | 24/96    | ---        |
| 948103 | 1/2"   | .57  | 2.54 | 1.57 | 3.28 | .62 | .46 | .87  | .98  | 0.42   | 14/56    | ---        |
| 948104 | 3/4"   | .75  | 2.75 | 1.77 | 3.80 | .55 | .49 | 1.12 | 1.22 | 0.68   | 12/48    | ---        |
| 948105 | 1"     | .94  | 3.23 | 2.03 | 3.80 | .69 | .59 | 1.34 | 1.50 | 0.95   | 6 /24    | ---        |
| 948106 | 1-1/4" | 1.24 | 3.86 | 2.32 | 4.63 | .81 | .79 | 1.69 | 1.90 | 1.66   | 4/16     | ---        |
| 948107 | 1-1/2" | 1.49 | 4.20 | 2.98 | 6.28 | .85 | .64 | 2.15 | 2.13 | 2.83   | 2/8      | ---        |
| 948108 | 2"     | 1.96 | 4.90 | 3.27 | 6.38 | .90 | .75 | 2.40 | 2.64 | 4.22   | 1/4      | ---        |



| POS | COMPONENTS       | MATERIALS           | N |
|-----|------------------|---------------------|---|
| 1   | Body             | CW617N Forged Brass | 1 |
| 2   | End Connection   | CW617N Forged Brass | 1 |
| 3   | Ball             | CW617N CP Brass     | 1 |
| 4   | Ball Stems       | P.T.F.E.            | 2 |
| 5   | Stem Antif. Seat | P.T.F.E.            | 1 |
| 6   | Stem Seat        | P.T.F.E.            | 1 |
| 7   | Brass Ring       | CW617N Brass        | 1 |
| 8   | Stem             | CW617N Brass        | 1 |
| 9   | O-Ring           | NBR 80              | 1 |
| 10  | Handle           | UNI EN 10025 Steel  | 1 |
| 11  | Nut              | UN 5771 Steel       | 1 |
| 12  | Nut              | CW617N Brass        | 1 |

• Not Lead Free

WARNING: This product can expose you to chemicals, including lead, which are known to the State of California to cause cancer and birth defects or other reproductive harm. For more information, visit www.P65Warnings.ca.gov

VALVES

# TEE HANDLE BALL VALVE - MXF

## VALVES

# TEE HANDLE BALL VALVE MALE X FEMALE



UL842, UL258

### Features

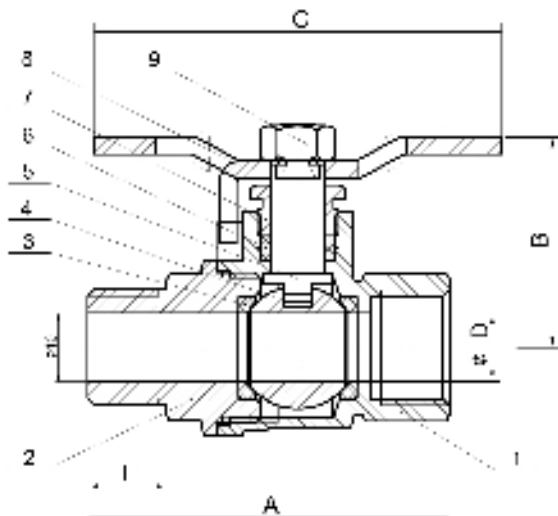
- Thread conform ANSI B1.20.1
- Forged brass body
- Blow out proof stem design
- Packing nut, O-Ring and packing on the stem seal
- Chrome Plated Brass Ball
- Handle with vinyl grip

### Performance rating

- 600 PSI (WOG) 150 PSI (WSP) Service
- Temperature range: -20° F to 300° F
- Made in China
- Not lead free



| PART#   | SIZE | DIMENSION INCHES |       |       |       |       | WEIGHT | BOX/CASE | LIST PRICE |
|---------|------|------------------|-------|-------|-------|-------|--------|----------|------------|
|         | NPT  | A                | B     | C     | D     | E     |        |          |            |
| 948171T | 3/8" | 2.094            | 1.213 | 2.67  | 0.394 | 0.457 | 0.33   | 70/140   | ---        |
| 948172T | 1/2" | 2.343            | 1.61  | 3.12  | 0.583 | 0.520 | 0.49   | 50/100   | ---        |
| 948173T | 3/4" | 2.618            | 1.26  | 3.12  | 0.748 | 0.563 | 0.66   | 30/60    | ---        |
| 948174T | 1"   | 3.000            | 1.921 | 3.701 | 0.945 | 0.630 | 1.06   | 20/40    | ---        |



| ITEM | PART         | MATERIALS            |
|------|--------------|----------------------|
| 1    | Body         | Brass                |
| 2    | End Cap      | Brass                |
| 3    | Ball Seat    | PTFE                 |
| 4    | Ball         | C/P Brass            |
| 5    | Stem         | Brass                |
| 6    | Stem Packing | PTFE                 |
| 7    | Packing Nut  | Brass                |
| 8    | T-Handle     | Nickel plating steel |
| 9    | Stem Nut     | Brass plating steel  |

**WARNING:** This product can expose you to chemicals, including lead, which are known to the State of California to cause cancer and birth defects or other reproductive harm. For more information, visit [www.P65Warnings.ca.gov](http://www.P65Warnings.ca.gov)



# LOCKING HANDLE BALL VALVES - FEMALE X MALE VALVES



UL842, UL258

## Features

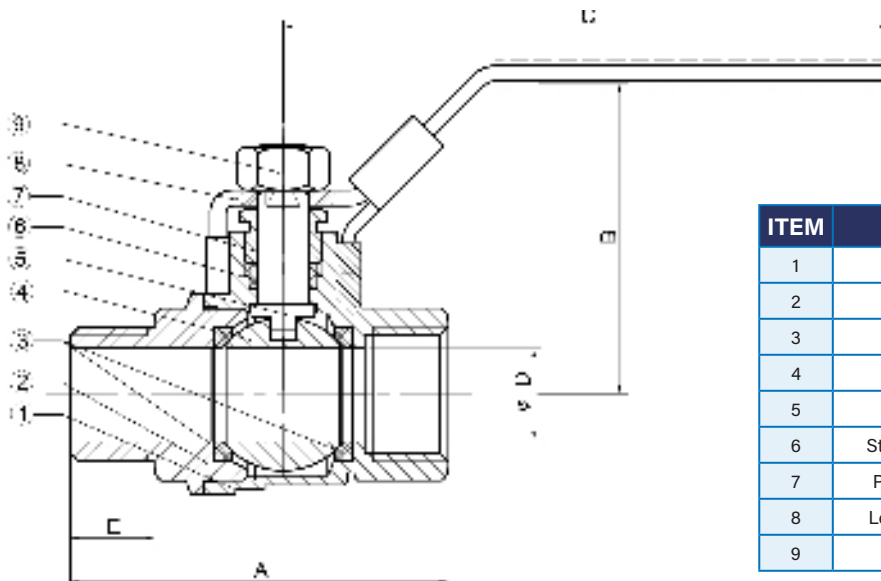
- Thread conform ANSI B1.20.1
- Forged brass body
- Blow out proof stem design
- Packing nut, O-Ring and packing on the stem seal
- Chrome Plated Brass ball
- Handle with vinyl grip

## Performance rating

- 600 PSI (WOG) 150 PSI (WSP) Service
- Temperature range: -20° F to 300° F
- Made in China
- Not lead free



| PART#   | SIZE   | DIMENSION INCHES |       |       |       |       | WEIGHT | BOX/CASE | LIST PRICE |
|---------|--------|------------------|-------|-------|-------|-------|--------|----------|------------|
|         | NPT    | A                | B     | C     | D     | E     |        |          |            |
| 948170L | 1/4"   | 2.016            | 1.732 | 3.543 | 0.315 | 0.457 | 0.32   | 70/140   | ---        |
| 948171L | 3/8"   | 2.094            | 1.732 | 3.543 | 0.394 | 0.457 | 0.37   | 70/140   | ---        |
| 948172L | 1/2"   | 2.343            | 1.941 | 3.543 | 0.583 | 0.520 | 0.50   | 50/100   | ---        |
| 948173L | 3/4"   | 2.618            | 2.106 | 3.78  | 0.748 | 0.563 | 0.77   | 30/60    | ---        |
| 948174L | 1"     | 3.000            | 2.579 | 4.528 | 0.945 | 0.630 | 1.21   | 20/40    | ---        |
| 948175L | 1-1/4" | 3.563            | 2.961 | 4.528 | 1.260 | 0.709 | 1.74   | 12/24    | ---        |
| 948176L | 1-1/2" | 3.965            | 3.366 | 5.36  | 1.575 | 0.717 | 2.58   | 9/18     | ---        |
| 948177L | 2"     | 4.496            | 3.701 | 5.36  | 1.969 | 0.748 | 3.73   | 6/12     | ---        |



| ITEM | PART         | MATERIALS            |
|------|--------------|----------------------|
| 1    | Body         | Brass                |
| 2    | End Cap      | Brass                |
| 3    | Ball Seat    | PTFE                 |
| 4    | Ball         | C/P Brass            |
| 5    | Stem         | Brass                |
| 6    | Stem Packing | PTFE                 |
| 7    | Packing Nut  | Brass                |
| 8    | Lever Handle | Nickel plating steel |
| 9    | Stem Nut     | Brass plating steel  |

WARNING: This product can expose you to chemicals, including lead, which are known to the State of California to cause cancer and birth defects or other reproductive harm. For more information, visit [www.P65Warnings.ca.gov](http://www.P65Warnings.ca.gov)

**SPRING HANDLE/ RIGHT ANGLE****VALVES****BRASS SPRING HANDLE BALL VALVE**

Working pressure:600 PSI for brass

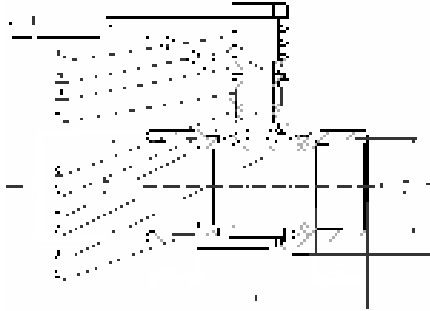
Temperature Range:-40°F to 365°F( -40°C to +185°C)

Material:Brass

Spring Lever Handle w/Vinyl Grip

Made in China

Not lead free



| PART # | PART NAME    | MATERIAL        |
|--------|--------------|-----------------|
| 1      | Body         | Brass           |
| 2      | Bonnet       | Brass           |
| 3      | Ball         | Brass           |
| 4      | Sealing Seat | PTFE            |
| 5      | Stem         | Stainless Steel |
| 6      | Packing Ring | PTFE            |
| 7      | Gland        | Brass           |
| 8      | Handle       | Stainless Steel |
| 9      | Bolt         | Brass           |
| 10     | Spring       | Stainless Steel |

| PART#  | SIZE | L    | D    | DN   | H    | L3   | WTG  | BOX/CASE | LIST PRICE |
|--------|------|------|------|------|------|------|------|----------|------------|
| 947103 | 1/2" | 2.19 | 1.24 | 0.59 | 1.83 | 4.24 | 0.54 | 10/80    | ---        |
| 947104 | 3/4" | 2.38 | 1.5  | 0.75 | 2.19 | 4.24 | 0.72 | 5/40     | ---        |
| 947105 | 1"   | 3.23 | 1.91 | 0.98 | 2.49 | 4.71 | 1.32 | 5/30     | ---        |

**RIGHT ANGLE BRASS BALL VALVE**

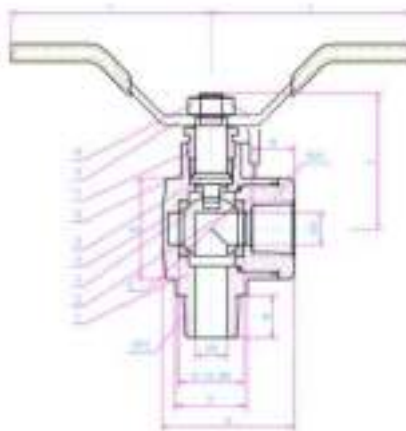
Working pressure: 250PSI

Temperature Range -40° to 400°F( -40 °C to +205 °C)

With lever Handle Polytetrafluoroethylene seats 2-pc,full port Heavy Duty forged Body Steel Handle

w/Vinyl GripMade in China

Not lead free



| PART # | PART NAME   | MATERIAL |
|--------|-------------|----------|
| 1      | Body        | Brass    |
| 2      | Cap         | Brass    |
| 3      | Ball        | Brass    |
| 4      | Seat        | PTFE     |
| 5      | Stem        | Brass    |
| 6      | Stuffing    | PTFE     |
| 7      | Packing Nut | Brass    |
| 8      | Handle      | Steel    |
| 9      | Nut         | Brass    |

| PART # | SIZE | A    | B    | C    | D    | S    | DN   | L    | E    | F    | WTG  | BOX/CASE | LIST PRICE |
|--------|------|------|------|------|------|------|------|------|------|------|------|----------|------------|
| 947111 | 1/4  | 1.59 | 0.41 | 1.40 | 0.64 | 0.63 | 0.32 | 2.60 | 0.98 | 0.65 | 0.34 | 12/120   | ---        |
| 947112 | 3/8  | 1.59 | 0.41 | 1.40 | 0.73 | 0.71 | 0.39 | 2.60 | 0.98 | 0.65 | 0.36 | 12/120   | ---        |
| 947113 | 1/2  | 1.73 | 0.55 | 1.40 | 0.79 | 0.87 | 0.55 | 2.60 | 1.08 | 0.83 | 0.47 | 10/80    | ---        |

WARNING: This product can expose you to chemicals, including lead, which are known to the State of California to cause cancer and birth defects or other reproductive harm. For more information, visit [www.P65Warnings.ca.gov](http://www.P65Warnings.ca.gov)

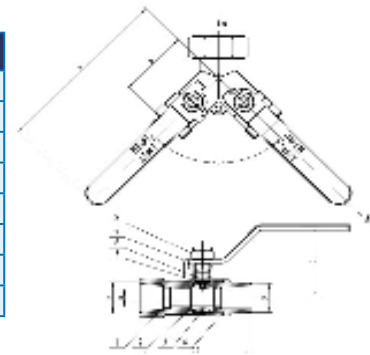
# 3 WAY AND SAFETY EXHAUST BALL VALVES

## VALVES

### 3-WAY WYE BRASS BALL VALVE, VENTED AND UNVENTED

- Max. pressure: W.O.G. (water, oil, inert gas)  
Unvented Valve: 600psi@70°F  
Vented Valve: 250psi@70°F  
W.S.P. (working steam pressure)  
Unvented Valve: 150psi@365°F  
Vented Valve: Not related
- Vacuum Rating: 29"Hg
- Temperature Range: -40° to 365°F
- Ports: Full

| PART# | PART NAME | MATERIAL            |
|-------|-----------|---------------------|
| 1     | Body      | Brass Nickel Plated |
| 2     | Seat      | PTFE                |
| 3     | Ball      | Brass, Cr. Plated   |
| 4     | Cap       | Brass Nickel Plated |
| 5     | Stem      | Brass               |
| 6     | O-Ring    | Fluoroelastomer     |
| 7     | Handle    | Stainless Steel     |
| 8     | Nut       | Steel               |



Designed for the portable air compressor industry, these valves control the flow of water,

oil, and inert gases in two directions and are great for mixing and diverting. They have a single female inlet and two male outlets with two ball valves. Valves are Brass Nickel Plated and have chrome-plated brass balls, brass blow-out proof stems, PTFE seats and seals, and steel lever handles with vinyl grips. Vented valves have a drilled hole on the two valve balls and body that vents compressed air in the line when the valve is closed. Connections: 1" NPT female inlet and 3/4" NPT male outlet. • Made in China • Not lead free



NON-VENTED



VENTED

NOW WITH STAINLESS STEEL HANDLES

| PART # | BALL       | E         | F         | A     | B    | C     | D     | G   | WTG  | BOX/CASE | LIST PRICE |
|--------|------------|-----------|-----------|-------|------|-------|-------|-----|------|----------|------------|
| 947125 | Non-vented | 1" Female | 3/4" Male | 5.18" | 2.5" | 2.05" | 0.59" | 90° | 1.43 | 2/24     | ---        |
| 947126 | Vented     |           |           |       |      |       |       |     | 1.48 | 2/24     | ---        |

### EXHAUST VALVES AUTOMATIC DRAIN & LATCH LOCK HANDLE

Full port hot forged brass ball valve, blow-out proof stem, downstream automatic vent with lockable handle in compliance with OSHA requirements.

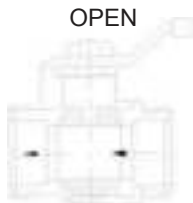
- Maximum working pressure: 200 PSI (CWP).
- Temperature rating: +15°F through +210°F.
- Made in Italy
- Not lead free



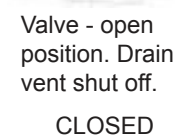
- w/ 10/32 UNP tap for drain.
- on all sizes

| PART#  | SIZE | LIST PRICE |
|--------|------|------------|
| 948131 | 1/4" | ---        |
| 948132 | 3/8" | ---        |
| 948133 | 1/2" | ---        |
| 948134 | 3/4" | ---        |
| 948135 | 1"   | ---        |

Valve - closed and draining occurs. Upstream seat prevents air flow. Downstream system is vented to atmosphere.



OPEN



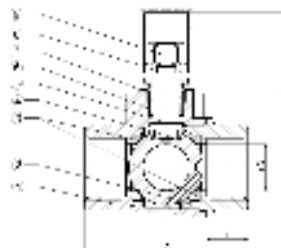
CLOSED

### SAFETY EXHAUST BALL VALVE

- Threaded - Two Piece Body - Full Port
- Blow-out Proof Stem - PTFE Seats
- To Exhaust and Downstream Air in the Closed Position w/ locking lever handle.
- Made in China
- Vented
- 400 PSI WOG
- Not lead free
- 150 SWP



| PART # | SIZE | A     | B    | D     | E     | LIST PRICE |
|--------|------|-------|------|-------|-------|------------|
| 948141 | 1/4" | 1.756 | 1.88 | 0.394 | 0.457 | ---        |
| 948142 | 3/8" | 1.756 | 1.88 | 0.394 | 0.457 | ---        |
| 948143 | 1/2" | 2.047 | 2.13 | 0.583 | 0.520 | ---        |
| 948144 | 3/4" | 2.362 | 2.28 | 0.748 | 0.563 | ---        |



| ITEM | PART         | MATERIAL             |
|------|--------------|----------------------|
| 1    | Body         | Brass                |
| 2    | End Cap      | Brass                |
| 3    | Ball Seat    | PTFE                 |
| 4    | Ball         | Brass                |
| 5    | Stem         | Brass                |
| 6    | Stem Packing | PTFE                 |
| 7    | Packing Nut  | Brass                |
| 8    | Lever Handle | Nickel Plating Steel |
| 9    | Stem Nut     | Nickel Plating Steel |

WARNING: This product can expose you to chemicals, including lead, which are known to the State of California to cause cancer and birth defects or other reproductive harm. For more information, visit www.P65Warnings.ca.gov


# GAS BALL VALVES

VALVES



# GAS BALL VALVES

ISO 9002 MANUFACTURER



Manual Valve LISTED Threaded NPT UL 842, UL 258, UL 125

CSA AGA 3.88 5 PSIG

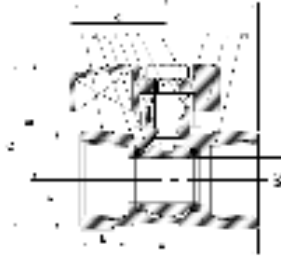
## FEATURES

- Material: C37700
- Forged brass, Regular port, Thread\*Flare Thread
- Thread ends in ANSI B1.20.1
- Working temperature: 0-65°(32-149°)
- Pressure :1/2PSI;5PSI;

- ASME B16.44/CR91; ANSI Z21.15/CSA9.1
- UL 125 For LP-Gas 125psig
- Made in China



**GAS BALL VALVE (2-PIECE)  
FEMALE X FEMALE**



| NO.   | DESCRIPTION    | QTY | UNIT |
|-------|----------------|-----|------|
| 1     | BODY           | 1   | PC   |
| 2     | END CONNECTION | 1   | PC   |
| 3     | BALL           | 1   | PC   |
| 4     | BALL SEATS     | 2   | PC   |
| 5     | STEM           | 1   | PC   |
| 6     | O-RING         | 1   | PC   |
| 7     | BUTTERFLY      | 1   | PC   |
| 8     | SCREW          | 2   | PC   |
| TOTAL |                | 10  | PC   |

| PART#  | SIZE | WTG  | BOX/CASE | LIST PRICE |
|--------|------|------|----------|------------|
| 943311 | 3/8" | 0.35 | 10/100   | ---        |
| 943312 | 1/2" | 0.44 | 10/100   | ---        |
| 943313 | 3/4" | 0.62 | 10/100   | ---        |
| 943314 | 1"   |      |          | ---        |

| SIZE | ØD    | A     | B     | C    | E     | F     | G     | H     |
|------|-------|-------|-------|------|-------|-------|-------|-------|
| 3/8" | 0.394 | 1.752 | 1.437 | 1.28 | 0.472 | 0.945 | 1.909 | 2.146 |
| 1/2" | 0.394 | 2.204 | 1.437 | 1.28 | 0.606 | 1.043 | 1.961 | 2.461 |
| 3/4" | 0.591 | 2.362 | 1.535 | 1.28 | 0.626 | 1.299 | 2.815 | 2.476 |



**FLARE X FLARE**

| PART#  | SIZE | LIST PRICE |
|--------|------|------------|
| 943342 | 3/8  | ---        |
| 943343 | 1/2  | ---        |
| 943345 | 5/8  | ---        |



**FLARE X MIP**

| PART#  | SIZE      | LIST PRICE |
|--------|-----------|------------|
| 943347 | 3/8 x 1/2 | ---        |
| 943348 | 1/2 x 1/2 | ---        |

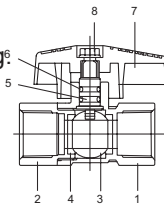


**FLARE X FIP**

| PART#  | SIZE        | LIST PRICE |
|--------|-------------|------------|
| 943331 | 3/8 x 1/2   | ---        |
| 943332 | 1/2 x 1/2   | ---        |
| 943351 | 5/8 x 3/4   | ---        |
| 943350 | 15/16 x 3/4 | ---        |

- For use with natural, manufactured, mixed liquified. petroleum and LP gas-air mixtures.
- Deeper thread connections. Smooth quarter-turn.
- Manufactured to ANSI Z21.15, C.G.A. 9.1-M81, 9.2-M88, 1/2 psig. 372 also to A.G.A.3-8, C.G.A. CR91-002, 2 psig.
- Solid chrome plated brass ball
- Bottom entry
- Blow out proof design.
- Double Fluoroelastomer o-rings stem seals
- Polytetrafluoroethylene seats for durability.
- Forged construction for greater strength.
- Larger ports for increased flow capacity.
- Red Reversible handle.
- May be used with water 400 WOG.

MADE IN ITALY



|   | COMPONENTS     | MATERIALS      |
|---|----------------|----------------|
| 1 | Body           | Forged Brass   |
| 2 | End Connection | Forged Brass   |
| 3 | Ball           | Forged Brass   |
| 4 | Ball Seats     | P.T.F.E.       |
| 5 | Stem           | Brass          |
| 6 | O-Ring         | NBR            |
| 7 | Butterfly      | Steel          |
| 8 | Screw          | UNI 5771 Steel |



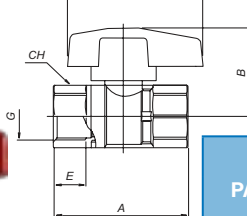
CSA AGA 3.88 5 PSIG



Manual Valve LISTED Threaded NPT UL 842, UL 258, UL 125

## GAS BALL VALVES

FEMALE X FEMALE



| PART#  | SIZE | DIMENSION INCHES |      |      |      |     |      | PN IN PSI | WTG  | BOX/ CASE | LIST PRICE |
|--------|------|------------------|------|------|------|-----|------|-----------|------|-----------|------------|
|        |      | G                | DN   | A    | B    | C   | E    |           |      |           |            |
| 943212 | 1/2" | .47              | 2.26 | 1.45 | 2.28 | .55 | .98  | 600       | 0.33 | 20/80     | ---        |
| 943213 | 3/4" | .59              | 2.48 | 1.57 | 2.28 | .57 | 1.22 | 600       | 0.45 | 14/56     | ---        |

WARNING: This product can expose you to chemicals, including lead, which are known to the State of California to cause cancer and birth defects or other reproductive harm. For more information, visit www.P65Warnings.ca.gov

# CHROME PLATED BRASS MINI BALL VALVES

VALVES

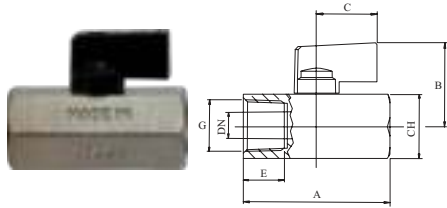
## ITALIAN CHROME PLATED BRASS MINI BALL VALVE

ISO 9002 Manufacturer

### FEATURES

- Solid chrome plated brass ball
- Max working pressure 235 psi will handle 300psi@75° F
- Longer body style for longer, deeper thread connections
- One piece drawn sand blasted chrome plated body.
- Each valve is seal tested for maximum safety.
- Double seal system allows valve to be operated in both directions making installation easier.
- Blowout-proof brass stem.
- NPT taper ANSI B1.20.1 threads.
- 32°F to +176°F temperature.
- 1/4 Turn Aluminium handle with mechanical stop.
- NSF Approved valves available upon request
- Not lead free

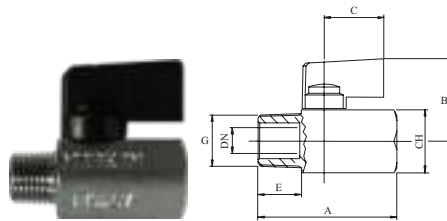
### FEMALE X FEMALE



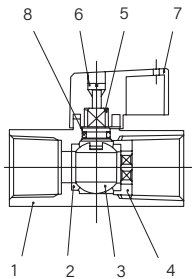
Made in Italy

| PART#  | SIZE |      | DIMENSION INCHES |      |     |      |      |      |        | BOX/<br>CASE | LIST<br>PRICE |
|--------|------|------|------------------|------|-----|------|------|------|--------|--------------|---------------|
|        | G    | DN   | A                | B    | C   | E    | CH   | WTG  |        |              |               |
| 46922I | 1/4" | 0.31 | 1.81             | 1.17 | 0.9 | 0.51 | 0.83 | 0.24 | 50/200 | ---          |               |
| 46923I | 3/8" | 0.31 | 1.85             | 1.17 | 0.9 | 0.51 | 0.83 | 0.22 | 50/200 | ---          |               |
| 46924I | 1/2" | 0.39 | 2.18             | 1.26 | 0.9 | 0.61 | 0.98 | 0.32 | 30/120 | ---          |               |

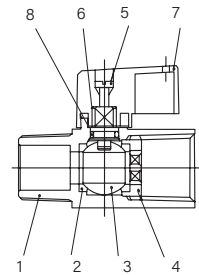
### MALE X FEMALE



| PART#  | SIZE |      | DIMENSION INCHES |      |     |     |      |      |        | BOX/<br>CASE | LIST<br>PRICE |
|--------|------|------|------------------|------|-----|-----|------|------|--------|--------------|---------------|
|        | G    | DN   | A                | B    | C   | E   | CH   | WTG  |        |              |               |
| 46903I | 1/4" | 0.31 | 1.75             | 1.17 | 0.9 | .40 | 0.83 | 0.20 | 50/200 | ---          |               |
| 46904I | 3/8" | 0.31 | 1.81             | 1.17 | 0.9 | .41 | 0.83 | 0.20 | 50/200 | ---          |               |
| 46905I | 1/2" | 0.39 | 2.14             | 1.26 | 0.9 | .52 | 0.98 | 0.30 | 40/160 | ---          |               |



| POS | COMPONENTS | MATERIALS           | N |
|-----|------------|---------------------|---|
| 1   | Body       | CW517N Forged Brass | 1 |
| 2   | Ball Seats | P.T.F.E             | 2 |
| 3   | Ball       | CW517N CP Brass     | 1 |
| 4   | Ring Unit  | CW614N Brass        | 1 |
| 5   | Stem       | CW614N Brass        | 1 |
| 6   | Screw      | UNI 5771 Steel      | 1 |
| 7   | Handle     | Aluminum            | 1 |
| 8   | O-Ring     | NBR 80              | 1 |



WARNING: This product can expose you to chemicals, including lead, which are known to the State of California to cause cancer and birth defects or other reproductive harm. For more information, visit www.P65Warnings.ca.gov

VALVES

# MINI BALL VALVES

## VALVES

### MINI BALL VALVES

- Chrome plated forged brass body
- Chrome plated brass ball
- NPT taper ANSI B1.20.1 threads\*
- 450 PSI working pressure
- At 212°F - 355 PSI
- At 356°F - 142 PSI
- 1/4 Turn Alumzinc handle
- Not lead free
- Made in China



#### FEMALE X FEMALE - FLAG HANDLE

| PART # | SIZE | DIMENSIONS (IN) |         |      |      | WT LBS | BOX/ CASE |     |
|--------|------|-----------------|---------|------|------|--------|-----------|-----|
|        |      | A               | D(FLOW) | F    | G    |        |           |     |
| 46934  | 1/8  | 1.57            | 0.24    | 0.93 | 1.46 | 0.21   | 20/300    | --- |
| 46935  | 1/4  | 1.57            | 0.31    | 0.93 | 1.46 | 0.20   | 20/300    | --- |
| 46936  | 3/8  | 1.57            | 0.28    | 0.93 | 1.46 | 0.22   | 20/300    | --- |
| 46937  | 1/2  | 1.77            | 0.35    | 0.93 | 1.56 | 0.24   | 20/200    | --- |

### MINI BALL VALVES W/FLUOROELASTOMER SEALS

#### FEMALE X FEMALE - TEE HANDLE

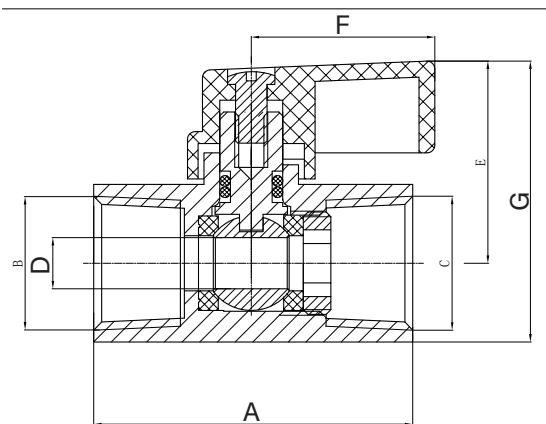


| PART #  | SIZE | DIMENSIONS (IN) |         |        |      | WT LBS | BOX/ CASE |     |
|---------|------|-----------------|---------|--------|------|--------|-----------|-----|
|         |      | A               | D(FLOW) | HANDLE | G    |        |           |     |
| 46934LT | 1/8  | 1.60            | 0.24    | 1.34   | 1.43 | 0.21   | 20/300    | --- |
| 46935LT | 1/4  | 1.57            | 0.31    | 1.34   | 1.43 | 0.20   | 20/300    | --- |
| 46936LT | 3/8  | 1.60            | 0.28    | 1.34   | 1.43 | 0.22   | 20/300    | --- |
| 46937LT | 1/2  | 1.77            | 0.35    | 1.34   | 1.52 | 0.24   | 20/200    | --- |

#### FEMALE X FEMALE - LEVER HANDLE



| PART # | SIZE | DIMENSIONS (IN) |         |      |      | WT LBS | BOX/ CASE |      |
|--------|------|-----------------|---------|------|------|--------|-----------|------|
|        |      | A               | D(FLOW) | F    | G    |        |           |      |
| 46934L | 1/8  | 1.57            | 0.24    | 1.99 | 1.50 | 0.21   | 20/300    | ---- |
| 46935L | 1/4  | 1.57            | 0.31    | 1.99 | 1.50 | 0.20   | 20/300    | ---- |
| 46936L | 3/8  | 1.60            | 0.28    | 1.99 | 1.50 | 0.22   | 20/300    | ---- |
| 46937L | 1/2  | 1.77            | 0.35    | 1.99 | 1.59 | 0.24   | 20/200    | ---- |



| POS | COMPONENTS           | MATERIALS       | N |
|-----|----------------------|-----------------|---|
| 1   | Body                 | CP Forged Brass | 1 |
| 2   | Ball Seats           | P.T.F.E.        | 2 |
| 3   | Ball                 | CP Brass        | 1 |
| 4   | Ring Unit            | Brass           | 1 |
| 5   | Stern                | Brass           | 1 |
| 6   | O-Ring - flag handle | NBR 80          | 1 |
| 6   | O-Ring - all others  | Fluoroelastomer | 1 |
| 7   | Handle               | Alumzinc        | 1 |
| 8   | Screw                | Steel           | 1 |

**WARNING:** This product can expose you to chemicals, including lead, which are known to the State of California to cause cancer and birth defects or other reproductive harm. For more information, visit [www.P65Warnings.ca.gov](http://www.P65Warnings.ca.gov)

# MINI BALL VALVES

## VALVES

### MINI BALL VALVES

- Chrome plated forged brass body
- Chrome plated brass ball
- NPT taper ANSI B1.20.1 threads\*
- 450 PSI working pressure
- At 212°F - 355 PSI
- At 356°F - 142 PSI
- 1/4 Turn Alumzinc handle
- Not lead free
- Made in China



#### MALE X FEMALE - FLAG HANDLE

| PART # | SIZE | DIMENSIONS (IN) |         |      |      | WT LBS | BOX/ CASE |     |
|--------|------|-----------------|---------|------|------|--------|-----------|-----|
|        |      | A               | D(FLOW) | F    | G    |        |           |     |
| 46930  | 1/8  | 1.57            | 0.24    | 0.93 | 1.46 | 0.17   | 20/300    | --- |
| 46931  | 1/4  | 1.57            | 0.31    | 0.93 | 1.46 | 0.15   | 20/300    | --- |
| 46932  | 3/8  | 1.57            | 0.28    | 0.93 | 1.46 | 0.21   | 20/300    | --- |
| 46933  | 1/2  | 1.77            | 0.35    | 0.93 | 1.56 | 0.24   | 20/200    | --- |

### MINI BALL VALVES W/FLUOROELASTOMER SEALS



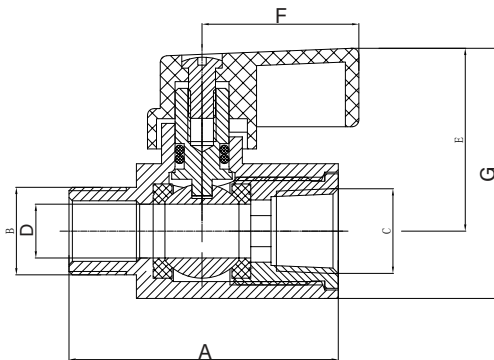
#### MALE X FEMALE - TEE HANDLE

| PART # | SIZE | DIMENSIONS (IN) |         |        |      | WT LBS | BOX/ CASE |     |
|--------|------|-----------------|---------|--------|------|--------|-----------|-----|
|        |      | A               | D(FLOW) | HANDLE | G    |        |           |     |
| 46930T | 1/8  | 1.57            | 0.24    | 1.34   | 1.46 | 0.17   | 20/300    | --- |
| 46931T | 1/4  | 1.57            | 0.31    | 1.34   | 1.46 | 0.15   | 20/300    | --- |
| 46932T | 3/8  | 1.57            | 0.28    | 1.34   | 1.40 | 0.21   | 20/300    | --- |
| 46933T | 1/2  | 1.77            | 0.35    | 1.34   | 1.56 | 0.24   | 20/200    | --- |



#### MALE X FEMALE - LEVER HANDLE

| PART # | SIZE | DIMENSIONS (IN) |         |      |      | WT LBS | BOX/ CASE | LIST PRICE |
|--------|------|-----------------|---------|------|------|--------|-----------|------------|
|        |      | A               | D(FLOW) | F    | G    |        |           |            |
| 46930L | 1/8  | 1.57            | 0.24    | 1.99 | 1.50 | 0.17   | 20/300    |            |
| 46931L | 1/4  | 1.57            | 0.31    | 1.99 | 1.50 | 0.15   | 20/300    |            |
| 46932L | 3/8  | 1.57            | 0.28    | 1.99 | 1.50 | 0.21   | 20/300    |            |
| 46933L | 1/2  | 1.77            | 0.35    | 1.99 | 1.59 | 0.24   | 20/200    |            |



| POS | COMPONENTS           | MATERIALS       | N |
|-----|----------------------|-----------------|---|
| 1   | Body                 | CP Forged Brass | 1 |
| 2   | Ball Seats           | P.T.F.E.        | 2 |
| 3   | Ball                 | CP Brass        | 1 |
| 4   | Ring Unit            | Brass           | 1 |
| 5   | Stern                | Brass           | 1 |
| 6   | O-Ring - flag handle | NBR 80          | 1 |
| 6   | O-Ring - all others  | Viton           | 1 |
| 7   | Handle               | Alumzinc        | 1 |
| 8   | Screw                | Steel           | 1 |

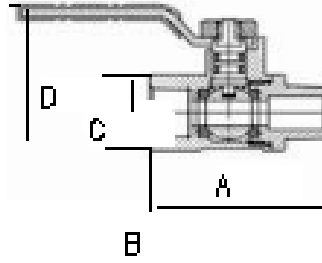
WARNING: This product can expose you to chemicals, including lead, which are known to the State of California to cause cancer and birth defects or other reproductive harm. For more information, visit [www.P65Warnings.ca.gov](http://www.P65Warnings.ca.gov)

# FORGED BRASS MINI BALL VALVES

## VALVES

- 180° operational handle, blow out proof stem. Stem with double “O” Rings
- 200 WOG
- Temp rating -20°F - 250°F
- Generic Handles
- Not lead free

| NO | PART NAME | MATERIAL | QTY |
|----|-----------|----------|-----|
| 1  | Nut       | Steel    | 1   |
| 2  | Handle    | Steel    | 1   |
| 3  | Cover     | PVC      | 1   |
| 4  | O-Ring    | NBR      | 2   |
| 5  | Stem      | Brass    | 1   |
| 6  | Body      | Brass    | 1   |
| 7  | Seat      | Polyte   | 2   |
| 8  | Ball Disc | Brass    | 1   |
| 9  | End Plug  | Brass    | 1   |



\*Polyte Abbreviation for Polytetrafluoroethylene



FEMALE X FEMALE

| PART # | SIZE | A    | B    | C    | D    | LIST PRICE |
|--------|------|------|------|------|------|------------|
| 944113 | 1/8  | 1.53 | 2.80 | 0.73 | 1.42 | ---        |
| 944116 | 1/4  | 1.53 | 2.80 | 0.73 | 1.42 | ---        |
| 944117 | 3/8  | 1.73 | 2.90 | 0.87 | 1.50 | ---        |
| 944140 | 1/2  | 2.20 | 3.08 | 0.98 | 1.45 | ---        |



FEMALE X MALE

| PART # | SIZE     | A    | B    | C    | D    | LIST PRICE |
|--------|----------|------|------|------|------|------------|
| 944106 | 1/8      | 1.69 | 3.02 | 0.73 | 1.46 | ---        |
| 944100 | 1/4X1/8  | 1.28 | 2.90 | 0.66 | 1.32 | ---        |
| 944101 | 1/4      | 1.70 | 3.00 | 0.73 | 1.46 | ---        |
| 944102 | 3/8X1/4  | 1.78 | 2.50 | 0.89 | 1.50 | ---        |
| 944103 | 3/8X 3/8 |      |      |      |      |            |



MALE X MALE

| PART # | SIZE | A    | B    | C    | D    | LIST PRICE |
|--------|------|------|------|------|------|------------|
| 944107 | 1/8  | 1.70 | 2.94 | 0.65 | 1.42 | ---        |
| 944109 | 1/4  | 1.25 | 2.66 | 0.65 | 1.42 | ---        |
| 944110 | 3/8  | 1.90 | 2.98 | 0.73 | 1.42 | ---        |



HOSE BARB X MALE

| PART # | SIZE    | A    | B    | C    | D    | LIST PRICE |
|--------|---------|------|------|------|------|------------|
| 944132 | 1/4X1/8 | 2.05 | 2.91 | 0.73 | 1.51 | ---        |
| 944138 | 1/4X1/4 | 2.08 | 2.98 | 0.73 | 1.51 | ---        |
| 944128 | 3/8X1/4 | 2.08 | 3.04 | 0.73 | 1.51 | ---        |
| 944130 | 3/8X3/8 | 2.12 | 3.06 | 0.73 | 1.51 | ---        |
| 944139 | 1/2X1/2 | 2.15 | 3.19 | 0.73 | 1.51 | ---        |



HOSE BARB X FEMALE

| PART # | SIZE    | A    | B    | C    | D    | LIST PRICE |
|--------|---------|------|------|------|------|------------|
| 944136 | 1/4X1/4 | 1.97 | 2.87 | 0.73 | 1.55 | ---        |



HOSE BARB X HOSE BARB

| PART # | SIZE    | A    | B    | C    | D    | LIST PRICE |
|--------|---------|------|------|------|------|------------|
| 944142 | 1/4X1/4 | 2.47 | 3.19 | 0.73 | 1.55 | ---        |
| 944134 | 3/8X3/8 | 2.47 | 3.18 | 0.73 | 1.55 | ---        |

### LEAD FREE

| PART #   | SIZE | A    | B    | C    | D    | LIST PRICE |
|----------|------|------|------|------|------|------------|
| 944142LF | 1/4  | 2.49 | 3.19 | 0.73 | 1.55 | ---        |

WARNING: This product can expose you to chemicals, including lead, which are known to the State of California to cause cancer and birth defects or other reproductive harm. For more information, visit [www.P65Warnings.ca.gov](http://www.P65Warnings.ca.gov)



# 3 WAY BALL VALVE

VALVES

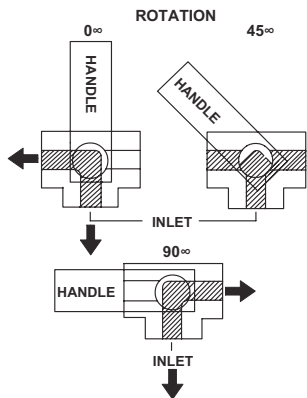
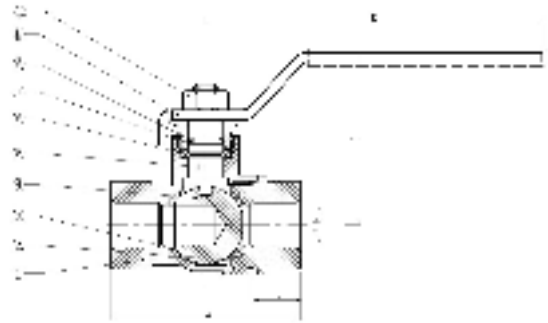
## SIDE OUTLET 3-WAY BALL VALVE

• BRASS • 600WOG • FULL PORT

- Forged Brass
- 600 WOG
- Temp Rating 0-230°F
- 150 SWP



• Side outlet



- Full Port
- Blow-out proof stem
- double o-ring stem packing
- PTFE Seal
- Made in China
- Not lead free

### Nomenclature & Materials


| NO | PART NAME    | MATERIAL | QTY |
|----|--------------|----------|-----|
| 1  | Body         | Brass    | 1   |
| 2  | End Cap      | Brass    | 1   |
| 3  | Ball Seat    | PTFE     | 1   |
| 4  | Ball         | Brass    | 1   |
| 5  | Stem         | Brass    | 2   |
| 6  | Seal         | PTFE     | 1   |
| 7  | Impacted Nut | Brass    | 1   |
| 8  | O-Ring       | NBR      | 2   |
| 9  | Lever Handle | Steel    | 1   |
| 10 | Stem Nut     | Steel    | 1   |

| PART#  | SIZE | I    | H    | D    | L    | A    | WTG  | BOX/CASE | LIST PRICE |
|--------|------|------|------|------|------|------|------|----------|------------|
| 940464 | 1/4" | 1.89 | 1.73 | 0.39 | 3.58 | 0.47 | 0.51 | 50/100   | ---        |
| 940465 | 3/8" | 1.89 | 1.73 | 0.39 | 3.35 | 0.47 | 0.57 | 50/100   | ---        |
| 940461 | 1/2" | 2.11 | 1.80 | 0.50 | 3.58 | 0.51 | 0.65 | 30/60    | ---        |
| 940462 | 3/4" | 2.56 | 2.16 | 0.74 | 4.31 | 0.55 | 0.99 | 20/40    | ---        |

### BOTTOM OUTLET 3 WAY BALL VALVE

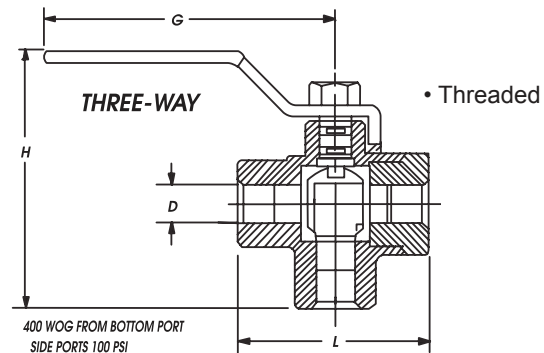
- Forged Brass
- Bottom Port is inlet 400 psi
- Side Ports are inlet 100 psi

- Polytetrafluoroethylene ball seats
- Double O-Ring Stem Seals - primary seal is Fluoroelastomer secondary seal is Aflas
- Blow out proof stem
- Made in USA
- Threaded ports
- Good for propane
- Not lead free
- Great for diesel fuel



• 90° Handle Rotation

• Bottom outlet



| PART#  | SIZE | D   | G    | H    | L    | CV  | WTG  | LIST PRICE |
|--------|------|-----|------|------|------|-----|------|------------|
| 940121 | 1/4" | .44 | 3.50 | 3.12 | 2.25 | 5.2 | 0.76 | ---        |
| 940122 | 3/8" | .50 | 3.50 | 3.12 | 2.25 | 5.5 | 0.69 | ---        |
| 940123 | 1/2" | .50 | 3.50 | 3.12 | 2.25 | 5.5 | 1.00 | ---        |

WARNING: This product can expose you to chemicals, including lead, which are known to the State of California to cause cancer and birth defects or other reproductive harm. For more information, visit [www.P65Warnings.ca.gov](http://www.P65Warnings.ca.gov)

## MISCELLANEOUS VALVES

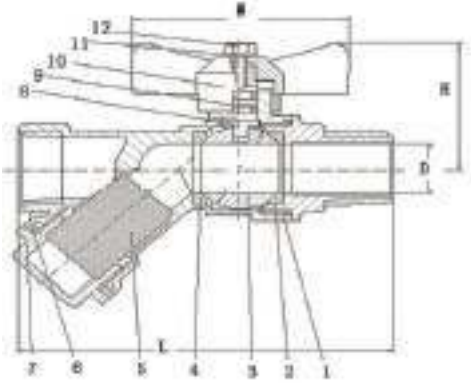
### VALVES

#### BRASS BALL VALVE WITH STRAINER

All-in-One design for economical ,compact and convenient .With stamped stainless Steel Screen . 600PSI WOG Forged brass body,Crome plated ball ,PTFE ball seats and cap seal , and rubber o-ring stem seals. Not lead free



| PART # | PART NAME     | MATERIAL        |
|--------|---------------|-----------------|
| 1      | Body          | Brass           |
| 2      | Caps          | Brass           |
| 3      | Ball          | Brass,Cr.Plated |
| 4      | Seat          | PTFE            |
| 5      | Filter        | SS              |
| 6      | Gasket        | PTFE            |
| 7      | Caps          | Brass           |
| 8      | Stem          | Brass           |
| 9      | O-Ring        | Fluoroelastomer |
| 10     | Handle        | Zinc            |
| 11     | Spring Washer | S.S             |
| 12     | Nut           | Steel           |



| PART # | SIZE           | L     | D     | W     | H     | WTG  | BOX/CASE | LIST PRICE |
|--------|----------------|-------|-------|-------|-------|------|----------|------------|
| 947133 | 1/2"x1/2"(MxF) | 3.77" | 0.59" | 2.00" | 1.50" | 0.60 | 8/64     | ---        |
| 947134 | 3/4"x3/4"(MxF) | 4.32" | 0.75" | 2.40" | 1.85" | 1.00 | 8/64     | ---        |

#### RADIATOR AIR VALVE

COIN SLOT OR LOSSE KEY



| PART # | SIZE     | LIST PRICE |
|--------|----------|------------|
| 943284 | 1/8" MIP | ---        |
| 943287 | Key only | ---        |

#### ANGLE SILLCOCKS

3/4" HOSE THREAD OUTLET

- Notched flange for convenient installation.
- Heavy brass construction.
- Cast Iron handle.
- Not lead free



#### FEMALE IPS

| PART # | SIZE | BOX | LIST PRICE |
|--------|------|-----|------------|
| 942142 | 1/2  | 12  | ---        |

#### HOSE BIBBS 3/4" HOSE THREAD OUTLET



#### IPS

| PART # | SIZE        | WTG  | BOX/CASE | LIST PRICE |
|--------|-------------|------|----------|------------|
| 942170 | 1/2 (1/2"C) | 0.33 | 10/100   | ---        |
| 942171 | 3/4         | 0.35 | 10/100   | ---        |

#### BENT NOSE GARDEN VALVES

- Heavy brass construction
- Cast iron handle
- Stuffing box
- Neoprene seal disc

| PART # | SIZE | BOX | CASE | LIST PRICE |
|--------|------|-----|------|------------|
| 942100 | 1/2" | 12  | 72   | ---        |
| 942101 | 3/4" | 12  | 72   | ---        |
| 942102 | 1"   | 12  | 72   | ---        |



# BRASS GATE VALVE

VALVES

## BRASS GATE VALVE

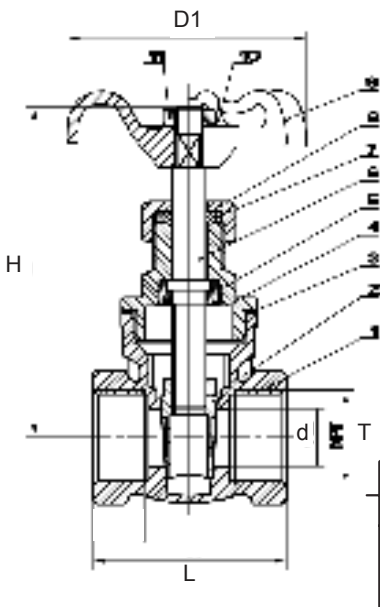
• BRASS • 200WOG • FULL PORT

- 200 WOG (cold water, oil, gas).
- Full-port design for a better water flow.
- Screw-in Bonnet - Non-Rising Stem - Solid Wedge
- NPT Threaded ends to ANSI B1.20.1
- Cast iron handle.
- Each valve individually air tested under water.
- Good for diesel fuel.
- Made in Indonesia
- Not lead free
- Temp. 32°-320°F



### BRASS GATE VALVES IPS

| PART#  | SIZE  | L    | H    | D1   | D    | T              | S1   | WEIGHT | BOX/CASE | LIST PRICE |
|--------|-------|------|------|------|------|----------------|------|--------|----------|------------|
| 940130 | 1/4   | 1.64 | 2.91 | 2.09 | 0.44 | 1/4-18 NPT     | .85  | 0.60   | 10/120   | ---        |
| 940131 | 3/8   | 1.71 | 2.91 | 2.09 | 0.48 | 3/8-18 NPT     | .85  | 0.59   | 10/120   | ---        |
| 940132 | 1/2   | 1.71 | 2.91 | 2.09 | 0.50 | 1/2-14 NPT     | 1.03 | 0.75   | 10/120   | ---        |
| 940133 | 3/4   | 1.71 | 3.06 | 2.13 | 0.74 | 3/4-14 NPT     | 1.26 | 0.83   | 10/80    | ---        |
| 940134 | 1     | 2.13 | 3.60 | 2.48 | 0.97 | 1-11.5 NPT     | 1.51 | 1.24   | 5/60     | ---        |
| 940135 | 1-1/4 | 2.24 | 4.50 | 2.66 | 1.22 | 1-1/4-11.5 NPT | 1.89 | 1.69   | 5/40     | ---        |
| 940136 | 1-1/2 | 2.44 | 5.08 | 3.15 | 1.45 | 1-1/2-11.5 NPT | 2.17 | 2.17   | 5/30     | ---        |
| 940137 | 2     | 2.70 | 5.94 | 3.52 | 1.85 | 2-11.5 NPT     | 2.60 | 3.30   | 2/12     | ---        |
| 940138 | 2-1/2 | 3.70 | 7.87 | 3.98 | 2.48 | 2-1/2-8 NPT    | 3.27 | 6.26   | 1/10     | ---        |
| 940139 | 3     | 4.02 | 8.82 | 4.37 | 2.80 | 3-8 NPT        | 3.86 | 8.26   | 1/4      | ---        |
| 940140 | 4     | 4.53 | 9.88 | 4.74 | 3.60 | 4-8 NPT        | 4.88 | 13.09  | 1/4      | ---        |



| NO | DESCRIPTION | MATERIAL  |
|----|-------------|-----------|
| 1  | Body        | C85700    |
| 2  | Disk        | C85700    |
| 3  | Seat        | PTFE      |
| 4  | Cap         | C85700    |
| 5  | Packing     | C85700    |
| 6  | Stem        | C85700    |
| 7  | Rubber Seat | NBR       |
| 8  | Packing Nut | C85700    |
| 9  | Handle      | Cast Iron |
| 10 | Nameplate   | AL        |
| 11 | Stem Nut    | SAE 1010R |

**Crown handle**  
1/2-1/4



**X handle**  
1/2-1/4



Add "C" to part# for Crown handle, "X" for X handle.

Also Available SS Gate Valve



See Lead Free for lead free Gate Valves.



WARNING: This product can expose you to chemicals, including lead, which are known to the State of California to cause cancer and birth defects or other reproductive harm. For more information, visit [www.P65Warnings.ca.gov](http://www.P65Warnings.ca.gov)

VALVES

**BRONZE GATE VALVE**

VALVES

**BRONZE IPS GATE VALVE****BRONZE GATE VALVE**

| NUMBER | PART        | MATERIALS              | NOTE             |
|--------|-------------|------------------------|------------------|
| 1      | NUT         | HOT ROLLED (SAE 1010R) |                  |
| 2      | NAME PLATE  | ALUMINUM               |                  |
| 3      | HANDLE      | CAST IRON (JIS Z22202) |                  |
| 4      | PACKING NUT | BRASS ROD (C37700)     |                  |
| 5      | GLAND RING  | BRASS ROD (C37700)     | Size 1-1/4" ~ 4" |
| 6      | PACKING     | GRAPHITE (LK 33 NAFG)  |                  |
| 7      | BONNET      | CAST BRONZE (C83600)   |                  |
| 8      | PACKING     | FIBRE                  | Size 2" ~ 4"     |
| 9      | STEM        | BRASS ROD (C37700)     | Size 1/4" ~ 2"   |
|        |             | CAST BRONZE (C83600)   | Size 2-1/2" ~ 4" |
| 10     | LOCKNUT     | BRASS ROD (C37700)     |                  |
| 11     | DISC        | CAST BRONZE (C83600)   |                  |
| 12     | BODY        | CAST BRONZE (C83600)   |                  |

| PART#  | SIZE       | DIMENSION (MM) |     |      |
|--------|------------|----------------|-----|------|
|        |            | D              | H   | L    |
| 939132 | 1/2" FIP   | 53             | 74  | 43.5 |
| 939133 | 3/4" FIP   | 54             | 84  | 46   |
| 939134 | 1" FIP     | 63             | 99  | 54   |
| 939135 | 1-1/4" FIP | 69             | 117 | 57   |
| 939136 | 1-1/2" FIP | 80             | 129 | 62   |
| 939137 | 2" FIP     | 89.5           | 152 | 68.5 |
| 939138 | 2-1/2" FIP | 101            | 200 | 94   |
| 939139 | 3" FIP     | 111            | 224 | 102  |
| 939140 | 4" FIP     | 127            | 251 | 115  |

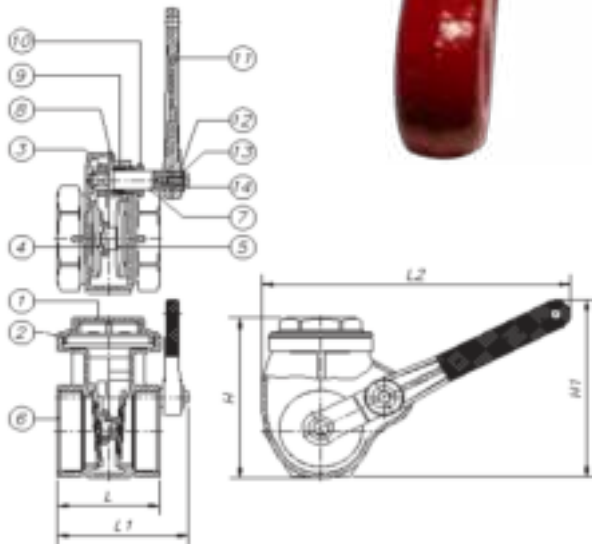
**WARNING:** This product can expose you to chemicals, including lead, which are known to the State of California to cause cancer and birth defects or other reproductive harm. For more information, visit [www.P65Warnings.ca.gov](http://www.P65Warnings.ca.gov)

# QUICK OPENING GATE VALVE

VALVES

## GATE VALVE QUICK OPENING

**FEATURES: BRONZE MATERIAL, THREADED ENDS, 200 WOG**



### MATERIAL SPECIFICATION

| NO. | PART        | BRONZE   |
|-----|-------------|--|
| 1   | BONNET      | BRASS ( C85700 )   |
| 2   | PACKING     | FIBRE  |
| 3   | ARM         | BRASS ( C85700 )   |
| 4   | DISC MALE   | BRASS ( C85700 )   |
| 5   | DISC FEMALE | BRASS ( C85700 )   |
| 6   | BODY        | BRASS ( C85700 )   |
| 7   | STEM        | BRASS ( C37700 )   |
| 8   | WASHER      | BRASS ( C37700 )   |
| 9   | PACKING     | Polytetrafluoroethylene<br>POLYFLON( PTFE M-392 )              |
| 10  | PACKING NUT | BRASS ( C37700 )   |
| 11  | HANDLE      | CAST IRON ( JIS ZZ2202 )<br>RUBBER COATING<br>BRASS ( C85700 ) |
| 12  | NAME PLATE  | ALUMINIUM ( A1100 )  |
| 13  | WASHER      | HOT ROLLED ( SAE 1010R )                                       |
| 14  | HANDLE BOLT | HOT ROLLED ( SAE 1010R )                                       |

| PART # | SIZE   | L     | L1    | L2    | H     | H1    | BOX | CASE | LIST PRICE |
|--------|--------|-------|-------|-------|-------|-------|-----|------|------------|
| 941133 | 1/2"   | 45.6  | 60.6  | 119   | 56.8  | 52.8  | 10  | 50   | ---        |
| 941134 | 3/4"   | 51    | 62    | 126.3 | 68    | 87.5  | 10  | 50   | ---        |
| 941135 | 1"     | 58.3  | 72.3  | 155   | 78.7  | 90.2  | 10  | 30   | ---        |
| 941136 | 1-1/4" | 30.1  | 78    | 180.2 | 89.5  | 104   | 5   | 25   | ---        |
| 941137 | 1-1/2" | 66.7  | 85.3  | 196.6 | 99.2  | 131   | 6   | 18   | ---        |
| 941138 | 2"     | 76.4  | 90.3  | 250.6 | 119.3 | 143.7 | 2   | 10   | ---        |
| 941140 | 3"     | 101   | 129.2 | 305.6 | 172.2 | 191.3 | 2   | 6    | ---        |
| 941141 | 4"     | 114.5 | 150.7 | 378.2 | 213.5 | 248.6 | 1   | 2    | ---        |

WARNING: This product can expose you to chemicals, including lead, which are known to the State of California to cause cancer and birth defects or other reproductive harm. For more information, visit [www.P65Warnings.ca.gov](http://www.P65Warnings.ca.gov)



**Y-PATTERN STRAINER**

VALVES

**CLASS 150 BRASS Y-PATTERN STRAINER**

- Forged Brass body, size 1/4"-3".
- Pressure rating: 250 WOG (water, oil, gas)/PN25  
125 WSP (Saturated Stem)
- NPT Threaded ends to ANSI B1.20.1
- Protects regulators, pumps, meters and other controls from damage due to sediment scale, metal chips or other foreign materials.
- Screwed cap is threaded & gasketed.
- Tapped drain plug opening in cap.
- 304 stainless steel screen #20 mesh.
- Self cleaning.
- Self cleaning can be accomplished by opening the valve or plug connected to the blow-off outlet.
- Made in Indonesia
- NOT LEAD FREE

- w/20 Mesh Screen
- Temp 180°F



| PART#  | SIZE   | L    | H    | C (PLUG) | WEIGHT | BOX/CASE | LIST PRICE |
|--------|--------|------|------|----------|--------|----------|------------|
| 940521 | 1/4"   | 2.57 | 1.95 | NPT 3/8  | .53    | 10/100   | ---        |
| 940522 | 3/8"   | 3.23 | 2.44 | NPT 3/8  | .71    | 12/48    | ---        |
| 940523 | 1/2"   | 3.23 | 2.44 | NPT 3/8  | .66    | 12/48    | ---        |
| 940524 | 3/4"   | 3.94 | 2.78 | NPT 3/8  | 1.10   | 8/32     | ---        |
| 940525 | 1"     | 4.53 | 3.19 | NPT 1/2  | 1.71   | 8/32     | ---        |
| 940526 | 1-1/4" | 5.33 | 3.66 | NPT 1/2  | 2.49   | 6/24     | ---        |
| 940527 | 1-1/2" | 6.20 | 3.82 | NPT 1/2  | 3.24   | 2/16     | ---        |
| 940528 | 2"     | 7.44 | 4.65 | NPT 1/2  | 5.39   | 2/8      | ---        |
| 940530 | 3"     | 9.4  | 5.67 | NPT 3/4  | 13.49  | 1/4      | ---        |

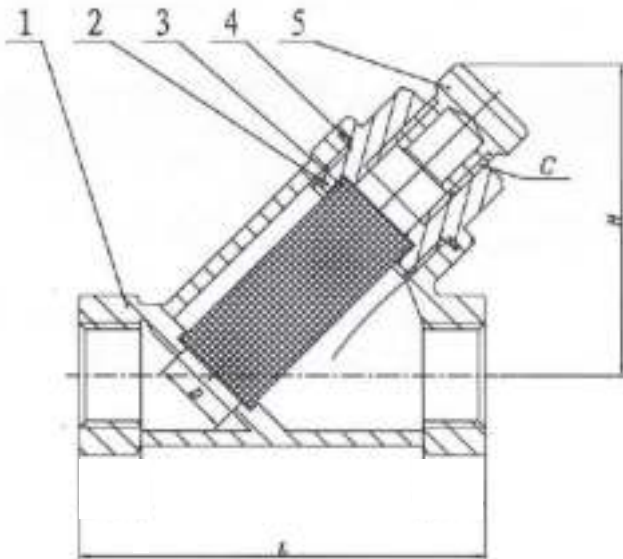
Add 'S' to part # for replacement screens



See Lead Free for 1/2" Lead Free



See SS Y Strainer



| NO | NAME        | MATERIAL |
|----|-------------|----------|
| 1  | BODY        | C85700   |
| 2  | BONNET      | C85700   |
| 3  | STRAINER    | 304 S.S. |
| 4  | SPRING SEAL | PTFE     |
| 5  | END CAP     | C85700   |

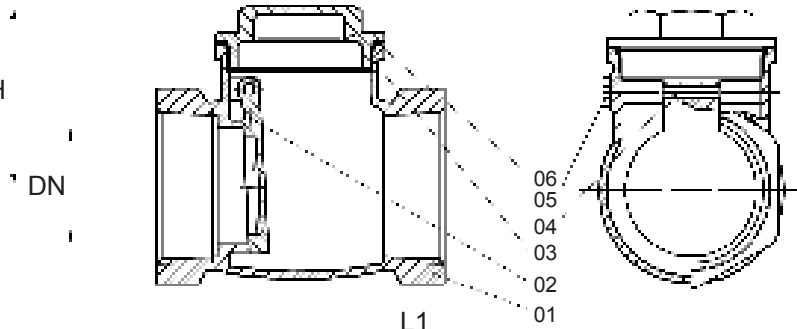
WARNING: This product can expose you to chemicals, including lead, which are known to the State of California to cause cancer and birth defects or other reproductive harm. For more information, visit [www.P65Warnings.ca.gov](http://www.P65Warnings.ca.gov)

# BRASS SWING CHECK VALVES

## VALVES

### BRASS SWING CHECK VALVES

- Working pressure non-shock: 200 psi W.O.G. (cold water, oil, gas) 125 psi WSP (saturated steam)
- Swing type disc.
- Screwed Cap.
- Hard Seat.
- 90° Straight Pattern.
- Used to prevent reverse flow in commercial and industrial applications. H
- Threaded ends to ANSI B1.20.1
- Integral seat.
- Temp range -5° - 150F°
- NOT LEAD FREE
- Cracking pressure 3-5 psi
- Made in Indonesia



| NO | DESCRIPTION | MATERIAL |
|----|-------------|----------|
| 1  | Body        | C85700   |
| 2  | Disc        | C85700   |
| 3  | Cap         | C85700   |
| 4  | Brass Bar   | C85700   |
| 5  | Screw       | C85700   |
| 6  | Gasket      | Fibre H  |

### CAST BRASS SWING CHECK VALVES IPS SCREWED ENDS

| PART # | SIZE  | L    | H    | L1    | DN    | WEIGHT | BOX/CASE | LIST PRICE |
|--------|-------|------|------|-------|-------|--------|----------|------------|
| 940352 | 1/2   | 2.09 | 1.42 | 0.531 | 0.512 | .41    | 10/100   | ---        |
| 940353 | 3/4   | 2.36 | 1.56 | 0.579 | 0.728 | .56    | 10/80    | ---        |
| 940354 | 1     | 2.62 | 1.77 | 0.748 | 0.925 | .80    | 8/40     | ---        |
| 940355 | 1-1/4 | 3.19 | 2.07 | 0.748 | 1.201 | 1.36   | 5/40     | ---        |
| 940356 | 1-1/2 | 3.54 | 2.16 | 0.846 | 1.417 | 1.56   | 5/20     | ---        |
| 940357 | 2     | 4.21 | 2.74 | 0.886 | 1.772 | 2.61   | 2/16     | ---        |
| 940358 | 2-1/2 | 5.14 | 3.09 | 1.063 | 2.224 | 4.55   | 1/8      | ---        |
| 940359 | 3     | 5.77 | 3.80 | 1.102 | 2.579 | 6.53   | 1/6      | ---        |
| 940360 | 4     | 6.84 | 4.25 | 1.102 | 3.602 | 10.18  | 1/4      | ---        |



See Lead Free Brass Swing Check Valves



See SS Swing Check Valves

WARNING: This product can expose you to chemicals, including lead, which are known to the State of California to cause cancer and birth defects or other reproductive harm. For more information, visit [www.P65Warnings.ca.gov](http://www.P65Warnings.ca.gov)

**BRASS CHECK VALVES**

## VALVES

**BRASS CHECK VALVES**

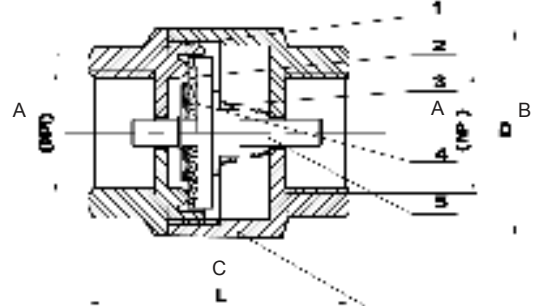
S.S. SPRING LOADED BRONZE POPPET - For positive sealing & self-cleaning. Insures against leakage.

- Inline Lift Type - Resilient Discs - Spring Actuated - Threaded.
- Pressure rating: 200 WOG (water, oil, gas) / 125 WSP (Saturated Steam)
- Spring in stainless steel AISI 304. • Resilient washer hold/ disc in brass. • Forged Brass Body for 1/2"-2"
- Corrosion resistant material. • Can be used vertically or horizontally. • Opens & Closes with flow of media.
- No cracking pressure. • NOT LEAD FREE • Made in Indonesia



1/4 Made in Taiwan

**Temp Range**  
-10°C - 110°C  
14°F - 248°F



| BRASS CHECK VALVE (INCHES) |        |                  |        |      |      |        |          |            |
|----------------------------|--------|------------------|--------|------|------|--------|----------|------------|
| PART#                      | SIZE   | ENTERS PIPE SIZE | A NPT  | B    | C    | WEIGHT | BOX/CASE | LIST PRICE |
| 944428                     | 1/4"   | -                | 1/4"   | 1.00 | 2.29 | .24    | 24/192   | ---        |
| 944429                     | 3/8"   | -                | 3/8"   | 1.00 | 2.07 | .23    | 10/100   | ---        |
| 944430                     | 1/2"   | 1-1/4"           | 1/2"   | 1.26 | 2.40 | .42    | 10/100   | ---        |
| 944431                     | 3/4"   | 1-1/4"           | 3/4"   | 1.45 | 2.74 | .53    | 10/80    | ---        |
| 944432                     | 1"     | 2"               | 1"     | 1.77 | 3.23 | .85    | 6/48     | ---        |
| 944433                     | 1-1/4" | 2-1/2"           | 1-1/4" | 2.13 | 3.62 | 1.18   | 4/40     | ---        |
| 944434                     | 1-1/2" | 3"               | 1-1/2" | 2.29 | 4.04 | 1.40   | 5/30     | ---        |
| 944435                     | 2"     | 3-1/2"           | 2"     | 2.48 | 5.04 | 2.70   | 5/20     | ---        |



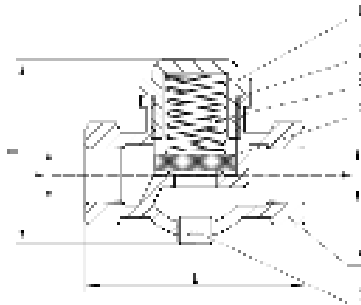
• See Lead Free Brass Check Valves



• See SS Check Valves

**IN LINE CHECK VALVES VERTICAL OR HORIZONTAL**

- Working Pressure: 250 PSI • Temperature Range: -40° to 450°F (-40° to 230°C)
- Cracking Pressure: 3 PSI • Made in China • Not lead free
- Applications: Air Compressor Discharge Lines, may also used on water or oil lines
- Construction: Cast Bronze Body, Corrosion Resistant Stainless Steel Spring to Ensure Long Life, 15% Glass Filled • Polytetrafluoroethylene Poppet, C360 Machined Brass Cap, 1/8 NPT Unloader Port is Standard • Repairable



| PART# | PART NAME | MATERIAL |
|-------|-----------|----------|
| 6     | Plug      | Brass    |
| 5     | Body      | Bronze   |
| 4     | Gasket    | PTPF     |
| 3     | Spring    | S.Steel  |
| 2     | O-ring    | HNBR     |
| 1     | Cap       | Brass    |

| PART # | SIZE | W   | L    | H    | WTG  | BOX/CASE | LIST PRICE |
|--------|------|-----|------|------|------|----------|------------|
| 947142 | 3/8" | 3/8 | 2.50 | 2.18 | 0.62 | 10/50    | ---        |
| 947143 | 1/2" | 1/2 | 2.50 | 2.13 | 0.54 | 10/50    | ---        |
| 947144 | 3/4" | 3/4 | 2.88 | 2.64 | 1.17 | 8/40     | ---        |
| 947145 | 1"   | 1   | 3.61 | 3.30 | 1.98 | 2/20     | ---        |

WARNING: This product can expose you to chemicals, including lead, which are known to the State of California to cause cancer and birth defects or other reproductive harm. For more information, visit www.P65Warnings.ca.gov



# BRASS IN-LINE CHECK VALVES

## VALVES

### BRASS IN-LINE CHECK VALVES

#### Y-PATTERN STRAINER

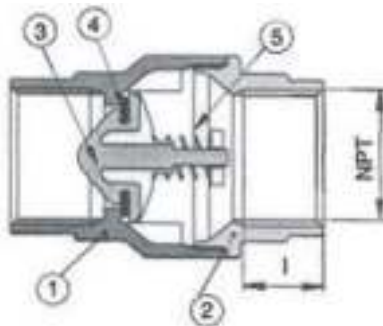
High Capacity, Size 1/4"-2" 400 WOG, 2 1/2"-4" 175 WOG

- Soft Seat for Bubble Tight Shutoff, Spring Loaded for Fast Seating Action.
  - Compact design.
  - Low Cracking Pressure 1/2 psi.
  - Flow Profile Designed to Minimize Head Loss.
  - Perfect Seating both at High and Low Pressure, Wide Temperature Range: +10° to 210°F.
  - Polyetherimide Disc to ensure the Best Resistance For Corrosion and Abrasion.
  - Patented Disc Guide to Prevent Any Side Loading.
  - Connection: FNPT x FNPT.
  - Made in Italy • Not lead free
- NBR for water, oils and general purpose.  
With Fluoroelastomer® Seal for fuels and hydrocarbons. Max working TEMPERATURE 325°F/125 psi steam

Add V to part# for Fluoroelastomer



| BRASS IN-LINE CHECK |            |        |      |     |       |      |             |            |
|---------------------|------------|--------|------|-----|-------|------|-------------|------------|
| PART#               | LIST PRICE | SIZE   | I    | PSI | LBS   | CASE | FLUOR PART# | LIST PRICE |
| 944401              | ---        | 1/4"   | 0.39 | 400 | 0.22  | 144  |             |            |
| 944402              | ---        | 3/8"   | 0.40 | 400 | 0.18  | 144  | 944402V     | ---        |
| 944403              | ---        | 1/2"   | 0.60 | 400 | 0.32  | 144  | 944403V     | ---        |
| 944404              | ---        | 3/4"   | 0.65 | 400 | 0.49  | 90   | 944404V     | ---        |
| 944405              | ---        | 1"     | 0.66 | 400 | 0.71  | 90   | 944405V     | ---        |
| 944406              | ---        | 1-1/4" | 0.68 | 400 | 1.13  | 30   | 944406V     | ---        |
| 944407              | ---        | 1-1/2" | 0.68 | 400 | 1.53  | 30   | 944407V     | ---        |
| 944408              | ---        | 2"     | 0.69 | 400 | 2.28  | 12   | 944408V     | ---        |
| 944409              | ---        | 2-1/2" | 0.93 | 175 | 4.83  | 4    | 944409V     | ---        |
| 944410              | ---        | 3"     | 1.01 | 175 | 6.70  | 4    | 944410V     | ---        |
| 944411              | ---        | 4"     | 1.09 | 175 | 12.43 | 2    | 944411V     | ---        |



| NO | PART           | MATERIAL               | PCS |
|----|----------------|------------------------|-----|
| 1  | Body           | Brass                  | 1   |
| 2  | End Connection | Brass                  | 1   |
| 3  | Disc           | Polyetherimide         | 1   |
| 4  | Seat           | 100002 Nbr             | 1   |
|    |                | 100003 Fluoroelastomer | 1   |
| 5  | Spring         | Stainless Steel        | 1   |

WARNING: This product can expose you to chemicals, including lead, which are known to the State of California to cause cancer and birth defects or other reproductive harm. For more information, visit [www.P65Warnings.ca.gov](http://www.P65Warnings.ca.gov)

**316 SS FULL PORT VALVES**

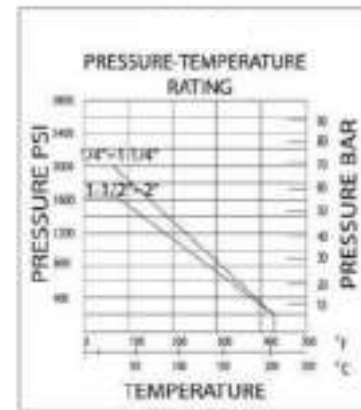
## VALVES

**316 SS 2-PC BALL VALVE, FULL PORT, THREADED END, 2000 PSI**

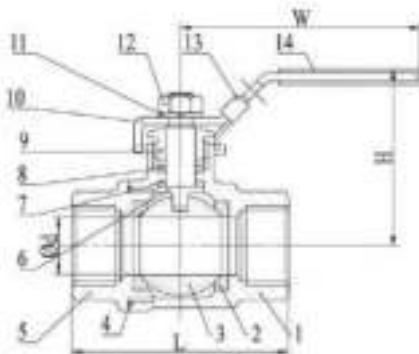
- Investment Castings for body and cap.
- Internal Entry blow-out proof stem.
- Pressure rating: 2000PSI.
- Threaded Ends: ANSI B2,1
- Material: CF8M (316SS)
- Pressure test: API 598
- Generic Handles



LOCKING HANDLE



| PART#  | SIZE   | D    | L    | H    | W    | N.M  | LBS/ PC | CASE | LIST PRICE |
|--------|--------|------|------|------|------|------|---------|------|------------|
| 949171 | 1/4"   | 0.36 | 2.13 | 2.13 | 4.33 | .157 | 0.64    | 80   | ---        |
| 949172 | 3/8"   | 0.50 | 2.13 | 2.16 | 4.33 | .157 | 0.58    | 80   | ---        |
| 949173 | 1/2"   | 0.59 | 2.24 | 2.28 | 4.53 | .197 | 0.71    | 70   | ---        |
| 949174 | 3/4"   | 0.79 | 2.76 | 2.40 | 4.53 | .315 | 1.18    | 50   | ---        |
| 949175 | 1"     | 0.98 | 3.50 | 3.03 | 6.04 | .394 | 2.33    | 30   | ---        |
| 949176 | 1-1/4" | 1.25 | 4.12 | 3.19 | 6.04 | .551 | 3.48    | 20   | ---        |
| 949177 | 1-1/2" | 1.50 | 4.05 | 3.54 | 6.10 | .709 | 4.03    | 14   | ---        |
| 949178 | 2"     | 1.96 | 4.90 | 4.25 | 6.10 | .984 | 7.50    | 7    | ---        |



| NO | PART          | MATERIAL | QTY |
|----|---------------|----------|-----|
| 1  | BODY          | 316SS    | 1   |
| 2  | BALL SEAT     | PTFE     | 2   |
| 3  | BALL          | 316SS    | 1   |
| 4  | BODY SEAL     | PTFE     | 1   |
| 5  | CAP           | 316SS    | 1   |
| 6  | STEM          | SS316    | 1   |
| 7  | THRUST WASHER | PTFE     | 1   |
| 8  | PACKING       | PTFE     | 1   |
| 9  | GLAND NUT     | SS304    | 1   |
| 10 | HANDLE        | SS304    | 1   |
| 11 | WASHER        | SS304    | 1   |
| 12 | NUT           | SS304    | 1   |
| 13 | LOCK DEVICE   | SS304    | 1   |
| 14 | HANDLE COVER  | PLASTIC  | 1   |

**WARNING:** This product can expose you to chemicals, including lead, which are known to the State of California to cause cancer and birth defects or other reproductive harm. For more information, visit [www.P65Warnings.ca.gov](http://www.P65Warnings.ca.gov)

# 316 SS STANDARD PORT VALVES

VALVES

## ONE PIECE STANDARD PORT BALL VALVE

316 Stainless Steel  
1000 PSI

- Manufactured for harsh environments with female NPT threads.
- Locking handle for greater security.
- Standard port has restricted flow.
- Made with corrosion resistant stainless steel materials.
- PTFE seat and seals.
- Investment Castings for Body and Cap.
- Internal Entry Blow-out proof stem.
- Pressure rating: 1000PSI (PN63)
- Threaded Ends: ANSI B2.1
- Material: CF8M
- Pressure Test: API 598
- Generic handles



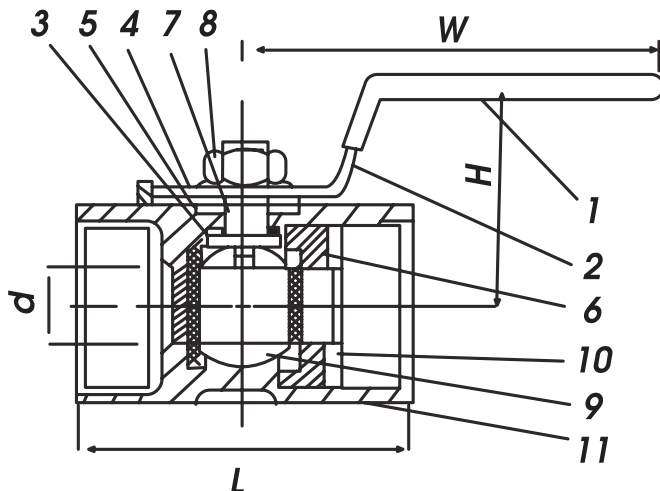
### LOCKING HANDLE

Valves will accept a pad-lock on the handle.

dimensions (inches)

| PART#  | SIZE   | D    | L    | H    | W    | WEIGHT | CASE | LIST PRICE |
|--------|--------|------|------|------|------|--------|------|------------|
| 949101 | 1/4"   | 0.20 | 1.53 | 1.53 | 3.03 | 0.19   | 150  | ---        |
| 949102 | 3/8"   | 0.27 | 1.74 | 1.53 | 3.03 | 0.23   | 150  | ---        |
| 949103 | 1/2"   | 0.36 | 2.24 | 1.73 | 3.46 | 0.41   | 100  | ---        |
| 949104 | 3/4"   | 0.50 | 2.32 | 1.89 | 3.46 | 0.63   | 70   | ---        |
| 949105 | 1"     | 0.59 | 2.80 | 2.24 | 4.29 | 0.86   | 50   | ---        |
| 949106 | 1-1/4" | 0.79 | 3.07 | 2.32 | 4.29 | 1.34   | 30   | ---        |
| 949107 | 1-1/2" | 0.98 | 3.26 | 2.76 | 5.14 | 2.00   | 25   | ---        |
| 949108 | 2"     | 1.25 | 3.94 | 2.24 | 6.50 | 2.88   | 15   | ---        |

Larger sizes available on special order basis



| ITEM | PARTS         | MATERIAL             |
|------|---------------|----------------------|
| 1    | Plastic Cover | Plastic              |
| 2    | Handle        | AISI 304 SS          |
| 3    | Thrust Washer | PTFE                 |
| 4    | Packing Ring  | AISI 304 SS          |
| 5    | Stem Packing  | PTFE                 |
| 6    | Seat          | PTFE                 |
| 7    | Seat          | AISI 316 SS          |
| 8    | Stem Nut      | AISI 304 SS          |
| 9    | Ball          | 316SS ASTM-A351 CF8M |
| 10   | Cap           | 316SS ASTM-A351 CF8M |
| 11   | Body          | 316SS ASTM-A351 CF8M |

SS = Stainless Steel

WARNING: This product can expose you to chemicals, including lead, which are known to the State of California to cause cancer and birth defects or other reproductive harm. For more information, visit [www.P65Warnings.ca.gov](http://www.P65Warnings.ca.gov)

**316 SS TWO PIECE FULL PORT VALVES**

VALVES

**TWO PIECE FULL PORT BALL VALVE**316 Stainless Steel  
1000 PSI

Materials: CFM8M (SS316)

**Features:**

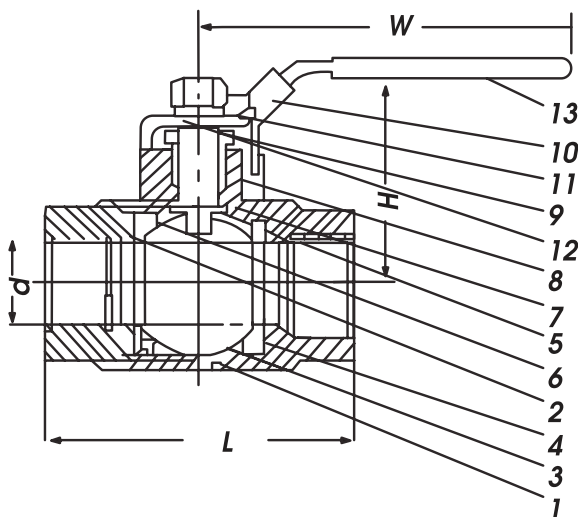
- Quality manufactured for harsh environments.
- Corrosion resistant.
- Investment Casting body
- Working pressure 1000 psi for W.O.G.
- Adjustable stem packing
- Pure Polytetrafluoroethylene seals and seats
- Temperature range: -60 to 450°F
- Blow-out proof stem and safe pressure-reducing hole
- 100% leakage tested at 100 psi air under water
- Hydrostatic test pressure: 1500 psi
- Locking handle w/ blue generic sleeve
- 125 Steam rated
- Generic Handles



Valves will accept a pad-lock on the handle.

dimensions (inches)

| PART#  | SIZE   | D    | L    | H    | W     | WEIGHT | CASE | LIST PRICE |
|--------|--------|------|------|------|-------|--------|------|------------|
| 949161 | 1/4"   | 0.36 | 2.13 | 2.13 | 4.33  | 0.51   | 80   | ---        |
| 949162 | 3/8"   | 0.50 | 2.13 | 2.16 | 4.33  | 0.49   | 80   | ---        |
| 949163 | 1/2"   | 0.59 | 2.24 | 2.28 | 4.17  | 0.69   | 70   | ---        |
| 949164 | 3/4"   | 0.79 | 2.68 | 2.40 | 4.17  | 1.03   | 50   | ---        |
| 949165 | 1"     | 0.98 | 3.15 | 2.50 | 4.88  | 1.40   | 30   | ---        |
| 949166 | 1-1/4" | 1.26 | 3.58 | 3.19 | 5.04  | 2.17   | 20   | ---        |
| 949167 | 1-1/2" | 1.49 | 4.05 | 3.54 | 6.10  | 3.33   | 12   | ---        |
| 949168 | 2"     | 1.97 | 4.88 | 4.25 | 6.13  | 6.02   | 7    | ---        |
| 949170 | 3"     | 3.15 | 7.28 | 5.71 | 9.06  | 21.01  | 2    | ---        |
| 949180 | 4"     | 3.94 | 8.84 | 7.28 | 11.10 | 36.18  | 1    | ---        |



| ITEM  | PARTS         | MATERIAL             |
|-------|---------------|----------------------|
| 1     | Body          | 316SS ASTM-A351 CF8M |
| 2     | Body Cap      | 316SS ASTM-A351 CF8M |
| 3     | Ball          | 316SS ASTM-A351 CF8M |
| 4     | Seat          | Reinforced PTFE      |
| 5     | Stem          | AISI 316 SS          |
| 6     | Seal          | Reinforced PTFE      |
| 7     | Thrust Washer | Reinforced PTFE      |
| 8     | Packing       | Reinforced PTFE      |
| 9     | Gland Nut     | AISI 304SS           |
| 10/11 | Nut & Washer  | AISI 304SS           |
| 12    | Handle        | AISI 304SS           |
| 13    | Plastic Cover | Plastic              |

SS = Stainless Steel

**WARNING:** This product can expose you to chemicals, including lead, which are known to the State of California to cause cancer and birth defects or other reproductive harm. For more information, visit [www.P65Warnings.ca.gov](http://www.P65Warnings.ca.gov)

# 316 SS MINI BALL VALVES

## VALVES

### STAINLESS STEEL MINI BALL VALVES

- 316 Stainless Steel
- Working pressure 400PSI
- Working Temperature -10°C to 150°C



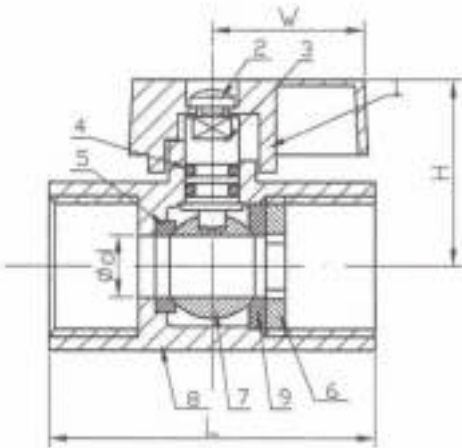
FEMALE PIPE X FEMALE PIPE

| PART#   | SIZE | W    | D    | H     | L     | WEIGHT | CASE | LIST PRICE |
|---------|------|------|------|-------|-------|--------|------|------------|
| 46934SS | 1/8" | .898 | .197 | .985  | 1.693 | .18    | 150  | ---        |
| 46935SS | 1/4" | .898 | .276 | .984  | 1.693 | .21    | 150  | ---        |
| 46936SS | 3/8" | .898 | .276 | .984  | 1.693 | .19    | 150  | ---        |
| 46937SS | 1/2" | .898 | .362 | 1.114 | 1.811 | .26    | 100  | ---        |



MALE PIPE X FEMALE PIPE

| PART#   | SIZE | W    | D    | H     | L     | WEIGHT | CASE | LIST PRICE |
|---------|------|------|------|-------|-------|--------|------|------------|
| 46930SS | 1/8" | .898 | .197 | .985  | 1.693 | .18    | 150  | ---        |
| 46931SS | 1/4" | .898 | .276 | .984  | 1.693 | .18    | 150  | ---        |
| 46932SS | 3/8" | .898 | .276 | .984  | 1.693 | .19    | 150  | ---        |
| 46933SS | 1/2" | .898 | .362 | 1.114 | 1.811 | .26    | 100  | ---        |



| NO | PART          | MATERIAL        | QTY |
|----|---------------|-----------------|-----|
| 1  | LEVER         | ALUMINIUM ALLOY | 1   |
|    | HANDLES       | PLASTIC         |     |
| 2  | BOLT          | 304             | 1   |
| 3  | STEM          | 304/ 316        | 1   |
| 4  | "O" RING      | NBR             | 1~2 |
| 5  | BALL SEAT (A) | PTFE            | 1   |
| 6  | CAP           | CF8/ CF8M       | 1   |
| 7  | BALL          | CF8/ CF8M       | 1   |
| 8  | BODY          | CF8/ CF8M       | 1   |
| 9  | BALL SEAT (B) | PTFE            | 1   |

WARNING: This product can expose you to chemicals, including lead, which are known to the State of California to cause cancer and birth defects or other reproductive harm. For more information, visit [www.P65Warnings.ca.gov](http://www.P65Warnings.ca.gov)

# 316 SS MINI BALL VALVES

## VALVES

### MINI STAINLESS STEEL BALL VALVE ,WITH BUTTERFLY HANDLE

1000PSI WOG , 150PSI WSP

Temperature Range: -36°F to + 368°F

Full Port for 1/4" , Standard port for 3/8" and 1/2"

316 Stainless Steel body and Ball

Polytetrafluoroethylene seats and sealing

• Fluoroelastomer O-Ring

• #316 Stainless Steel

• Made in China

#### FEMALE PIPE X FEMALE PIPE



| PART #  | SIZE<br>FIP X FIP | DIMENSIONS IN |       |            |      | WTG  | BOX |     |
|---------|-------------------|---------------|-------|------------|------|------|-----|-----|
|         |                   | D             | L     | B (HEX)    | H    |      |     |     |
| 46922SS | 1/4"×1/4"         | 0.314"        | 2.34" | 22.1/0.87" | 1.5" | 0.33 | 36  | --- |
| 46923SS | 3/8"×3/8"         | 0.314"        | 2.39" | 22.1/0.87" | 1.5" | 0.39 | 36  | --- |
| 46924SS | 1/2"×1/2"         | 0.314"        | 2.81" | 24.9/0.98" | 1.5" | 0.43 | 36  | --- |

#### MALE PIPE X FEMALE PIPE

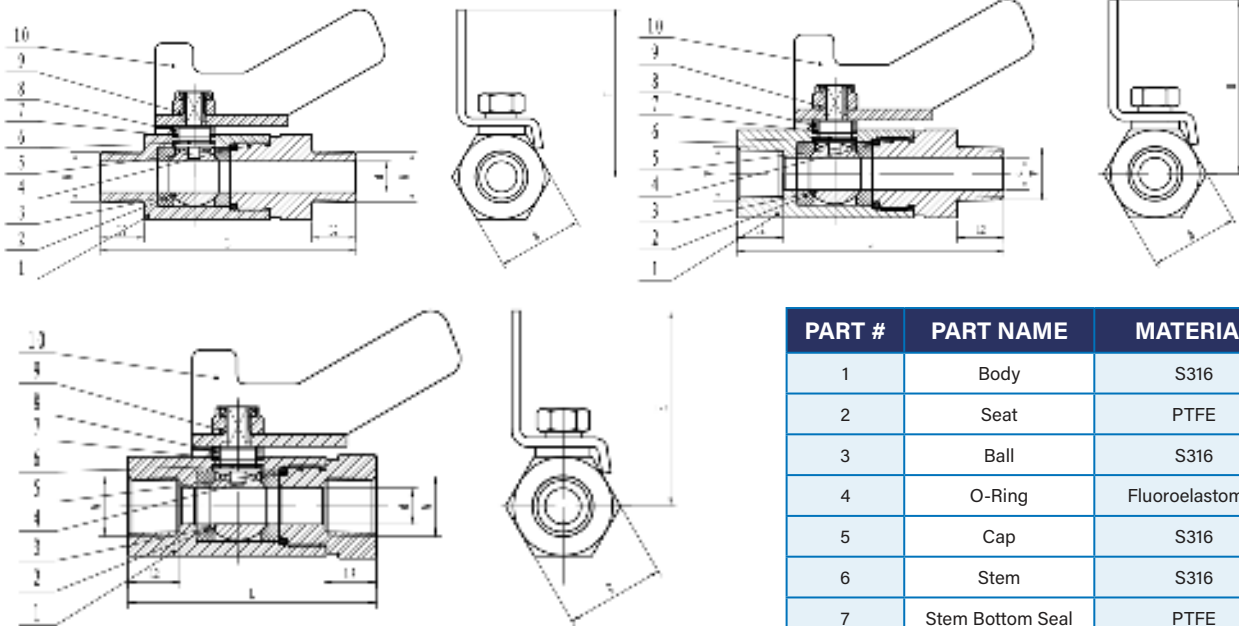


| PART #  | SIZE<br>MIP X FIP | DIMENSIONS IN |       |         |      | WTG  | BOX |     |
|---------|-------------------|---------------|-------|---------|------|------|-----|-----|
|         |                   | D             | L     | B (HEX) | H    |      |     |     |
| 46903SS | 1/4"×1/4"         | 0.314"        | 2.45" | 0.87"   | 1.5" | 0.39 | 36  | --- |
| 46904SS | 3/8"×3/8"         | 0.314"        | 2.45" | 0.87"   | 1.5" | 0.36 | 36  | --- |
| 46905SS | 1/2"×1/2"         | 0.314"        | 2.81" | 0.98"   | 1.5" | 0.41 | 36  | --- |

#### MALE PIPE X MALE PIPE



| PART #  | SIZE<br>MIP X MIP | DIMENSIONS IN |       |         |      | WTG  | BOX |     |
|---------|-------------------|---------------|-------|---------|------|------|-----|-----|
|         |                   | D             | L     | B (HEX) | H    |      |     |     |
| 46912SS | 1/4"×1/4"         | 0.314"        | 2.59" | 0.87"   | 1.5" | 0.33 | 36  | --- |
| 46913SS | 3/8"×3/8"         | 0.314"        | 2.65" | 0.87"   | 1.5" | 0.34 | 36  | --- |



| PART # | PART NAME        | MATERIAL        |
|--------|------------------|-----------------|
| 1      | Body             | S316            |
| 2      | Seat             | PTFE            |
| 3      | Ball             | S316            |
| 4      | O-Ring           | Fluoroelastomer |
| 5      | Cap              | S316            |
| 6      | Stem             | S316            |
| 7      | Stem Bottom Seal | PTFE            |
| 8      | Stem Up Seal     | PTFE            |
| 9      | Nut              | Steel           |
| 10     | Handle           | Steel           |

WARNING: This product can expose you to chemicals, including lead, which are known to the State of California to cause cancer and birth defects or other reproductive harm. For more information, visit [www.P65Warnings.ca.gov](http://www.P65Warnings.ca.gov)

# 304 SS CHECK VALVES

VALVES

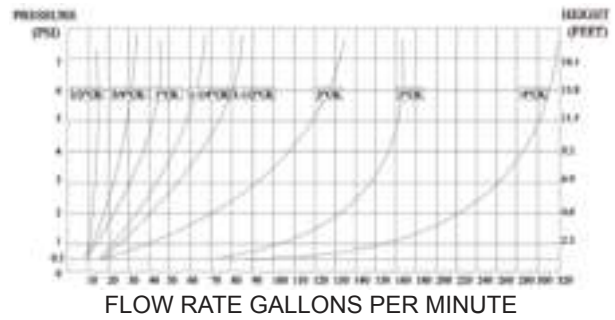
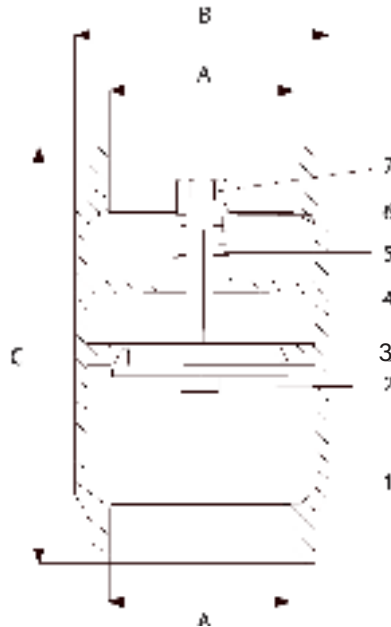
## #304 STAINLESS STEEL CHECK VALVE

- No Lead.
- Water wells need a check valve installed above the pumps between lengths of drop pipes.
- Opens & Closes with flow of media.
- No cracking pressure.
- Working pressure unavailable.
- Made in Taiwan



| DIMENSIONS (INCHES) |      |       |      |      |          |            |
|---------------------|------|-------|------|------|----------|------------|
| PART#               | SIZE | A NPT | B    | C    | BOX/CASE | LIST PRICE |
| 949430              | 1/2" | 1/2"  | 1.26 | 2.43 | 10/100   | ---        |
| 949431              | 3/4" | 3/4"  | 1.50 | 2.72 | 10/80    | ---        |
| 949432              | 1"   | 1"    | 1.77 | 3.23 | 10/60    | ---        |

More sizes available on a special order basis.



| NO | PART    | MATERIAL |
|----|---------|----------|
| 1  | Body    | S.S 304  |
| 2  | Stopper | S.S 304  |
| 3  | O-Ring  | Fluor    |
| 4  | Washer  | PE       |
| 5  | Spring  | S.S 304  |
| 6  | Cap     | S.S 304  |
| 7  | Nut     | S.S 304  |

FLUOR\* ABBREVIATION FOR FLUOROELASTOMER

WARNING: This product can expose you to chemicals, including lead, which are known to the State of California to cause cancer and birth defects or other reproductive harm. For more information, visit [www.P65Warnings.ca.gov](http://www.P65Warnings.ca.gov)

**SS IN-LINE CHECK VALVES**

VALVES

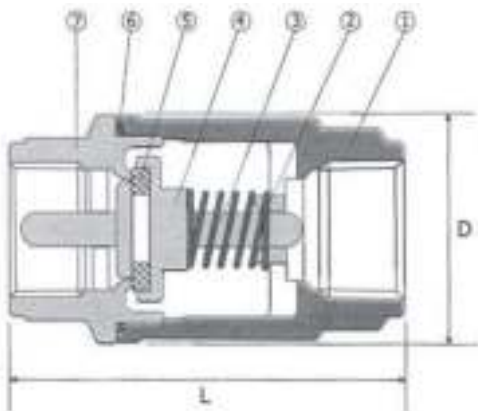
**STAINLESS STEEL IN-LINE CHECK VALVE  
Y-PATTERN STRAINER**

High Capacity, Size 1/4"-2" 800 WOG

- Soft PTFE Seat for Bubble Tight Shutoff, Spring Loaded for Fast Seating Action
- Low Cracking Pressure 1/2 psi.
- Flow Profile Designed to Minimize Head Loss.
- Perfect Seating both at High and Low Pressure, Wide Temperature Range: +10° to 450°F.
- Corrosion Resistant-Excellent for use on Chemicals.
- ASTM A351-CF8M Investment Casting.
- Connection: FNPT x FNPT.
- 125WSP Saturated Steam.
- ANSI B1.20.1 Threads.
- Dual Guided Stem & Disc.
- Made in Italy



| STAINLESS STEEL IN-LINE CHECK |        |      |      |     |      |            |
|-------------------------------|--------|------|------|-----|------|------------|
| PART#                         | SIZE   | D    | L    | PSI | LBS  | LIST PRICE |
| 949401                        | 1/4"   | 1.15 | 2.25 | 800 | 0.36 | ---        |
| 949402                        | 3/8"   | 1.16 | 2.25 | 800 | 0.34 | ---        |
| 949403                        | 1/2"   | 1.35 | 2.31 | 800 | 0.40 | ---        |
| 949404                        | 3/4"   | 1.81 | 2.87 | 800 | 0.85 | ---        |
| 949405                        | 1"     | 2.13 | 3.50 | 800 | 1.30 | ---        |
| 949406                        | 1-1/4" | 2.46 | 4.18 | 800 | 2.50 | ---        |
| 949407                        | 1-1/2" | 2.88 | 4.93 | 800 | 3.40 | ---        |
| 949408                        | 2"     | 3.56 | 6.00 | 800 | 6.0  | ---        |



| NO | PART         | MATERIAL       | PCS |
|----|--------------|----------------|-----|
| 1  | BODY         | ASTM A351-CF8M | 1   |
| 2  | SPRING       | SS316          | 1   |
| 3  | CENTER GUIDE | ASTM A351-CF8M | 1   |
| 4  | DISC         | ASTM A351-CF8M | 1   |
| 5  | SEAT         | PTFE           | 1   |
| 6  | GASKET       | PTFE           | 1   |
| 7  | END CAP      | ASTM A351-CF8M | 1   |

**WARNING:** This product can expose you to chemicals, including lead, which are known to the State of California to cause cancer and birth defects or other reproductive harm. For more information, visit [www.P65Warnings.ca.gov](http://www.P65Warnings.ca.gov)



# 316 SS SPRING CHECK VALVES

## VALVES

### SPRING CHECK VALVE

- Working Pressure: 1500PSI (PN100)
- Working Temperature: -10 -150°C
- Opening Pressure: 2~3PSI
- Suitable Medium: W.O.G.
- Threaded End: NPT
- Made in China

### FEMALE PIPE X FEMALE PIPE



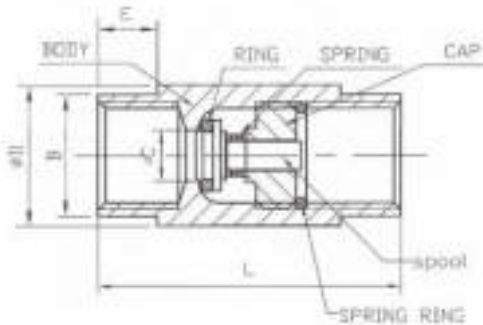
| PART#  | SIZE | L     | C    | D     | B     | E    | LBS/ PC | CASE | LIST PRICE |
|--------|------|-------|------|-------|-------|------|---------|------|------------|
| 949451 | 1/4" | 2.165 | .217 | .748  | .699  | .394 | .19     | 200  | ---        |
| 949452 | 3/8" | 2.165 | .295 | .866  | .787  | .394 | .21     | 160  | ---        |
| 949453 | 1/2" | 2.165 | .413 | 1.063 | .945  | .472 | .31     | 100  | ---        |
| 949454 | 3/4" | 2.677 | .591 | 1.417 | 1.26  | .472 | .71     | 60   | ---        |
| 949455 | 1"   | 3.268 | .787 | 1.693 | 1.496 | .591 | 1.14    | 36   | ---        |

### MALE PIPE X FEMALE PIPE



| PART#  | SIZE | L     | C    | D     | B    | E    | LBS/ PC | CASE | LIST PRICE |
|--------|------|-------|------|-------|------|------|---------|------|------------|
| 949471 | 1/4" | 2.165 | .217 | .748  | .699 | .394 | .176    | 200  | ---        |
| 949472 | 3/8" | 2.165 | .295 | .866  | .787 | .394 | .22     | 160  | ---        |
| 949473 | 1/2" | 2.165 | .413 | 1.063 | .945 | .472 | .27     | 100  | ---        |
| 949474 | 3/4" | 2.677 | .591 | 1.417 | 1.26 | .472 | .62     | 65   | ---        |

### FLOWS MALE -> FEMALE



| NO | PART        | MATERIAL | QTY |
|----|-------------|----------|-----|
| 1  | BODY        | 316      | 1   |
| 2  | RING        | Rubber   | 1   |
| 3  | SPRING      | 304      | 1   |
| 4  | CAP         | CF8M     | 1   |
| 5  | SPOOL       | 304/316  | 1   |
| 6  | SPRING RING | 304      | 1   |

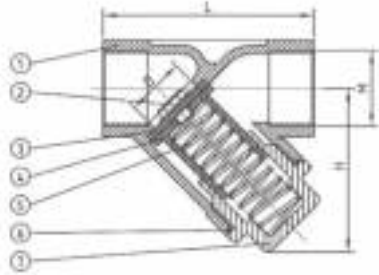
WARNING: This product can expose you to chemicals, including lead, which are known to the State of California to cause cancer and birth defects or other reproductive harm. For more information, visit [www.P65Warnings.ca.gov](http://www.P65Warnings.ca.gov)

# SS Y-SPRING/ BARREL CHECK VALVES

## VALVES

### Y-SPRING CHECK VALVE

- Working Pressure: 800PSI (PN55)
- Working Temperature: -10 -150°C
- Opening Pressure: 1.5PSI
- Suitable Medium: W.O.G.
- Made in China

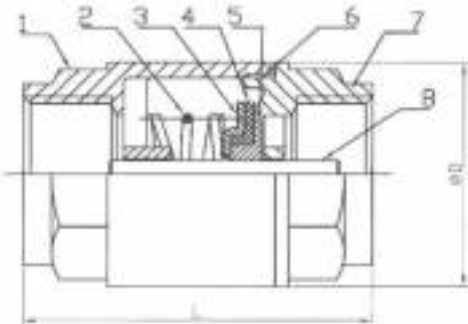


| PART#  | SIZE   | L     | H     | D     | LBS/ PC | CASE | LIST PRICE |
|--------|--------|-------|-------|-------|---------|------|------------|
| 949483 | 1/2"   | 2.559 | 1.634 | .591  | .51     | 100  | ---        |
| 949484 | 3/4"   | 3.15  | 2.067 | .787  | .93     | 80   | ---        |
| 949485 | 1"     | 3.543 | 2.657 | .984  | 1.25    | 40   | ---        |
| 949486 | 1-1/4" | 4.134 | 2.795 | 1.26  | 2.20    | 30   | ---        |
| 949487 | 1-1/2" | 4.724 | 3.169 | 1.575 | 3.24    | 24   | ---        |
| 949488 | 2"     | 5.512 | 3.74  | 1.969 | 5.21    | 10   | ---        |

| NO | PART   | MATERIAL                | QTY |
|----|--------|-------------------------|-----|
| 1  | BODY   | CF8M/ CF8               | 1   |
| 2  | BOLT   | 304                     | 1   |
| 3  | SEAT   | Polytetrafluoroethylene | 1   |
| 4  | DISC   | 304                     | 1   |
| 5  | SPRING | 304                     | 1   |
| 6  | GASKET | Polytetrafluoroethylene | 1   |
| 7  | CAP    | CF8M/ CF8               | 1   |

### 2PC BARREL TYPE SPRING CHECK VALVE

- Working Pressure: 300PSI (PN20)
- Working Temperature: -10 -120°C
- Opening Pressure: 2PSI
- Suitable Medium: W.O.G.
- Threaded end: NPT
- Made in China



| PART#  | SIZE   | L    | D     | LBS/PC | CASE | LIST PRICE |
|--------|--------|------|-------|--------|------|------------|
| 949441 | 1/4"   | 2.00 | 1.142 | .27    | 100  | ---        |
| 949442 | 3/8"   | 2.00 | 1.142 | .24    | 100  | ---        |
| 949443 | 1/2"   | 2.24 | 1.28  | .36    | 100  | ---        |
| 949444 | 3/4"   | 2.44 | 1.594 | .54    | 60   | ---        |
| 949445 | 1"     | 2.95 | 1.89  | .88    | 30   | ---        |
| 949446 | 1-1/4" | 3.23 | 2.362 | 1.39   | 18   | ---        |
| 949447 | 1-1/2" | 3.46 | 2.756 | 1.81   | 25   | ---        |
| 949448 | 2"     | 3.94 | 3.425 | 2.86   | 14   | ---        |

| NO | PART   | MATERIAL  | QTY |
|----|--------|-----------|-----|
| 1  | BODY   | CF8M/ CF8 | 1   |
| 2  | BOLT   | 304       | 1   |
| 3  | SEAT   | NBR       | 1   |
| 4  | DISC   | 304       | 1   |
| 5  | SPRING | 316/ 304  | 1   |
| 6  | GASKET | PTFE      | 1   |
| 7  | CAP    | CF8M/ CF8 | 1   |

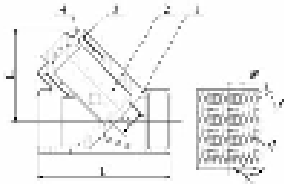
WARNING: This product can expose you to chemicals, including lead, which are known to the State of California to cause cancer and birth defects or other reproductive harm. For more information, visit [www.P65Warnings.ca.gov](http://www.P65Warnings.ca.gov)

# 316 SS MISCELLANEOUS VALVES

## VALVES

### #316 SS Y STRAINER

- Investment Castings for Body
- Pressure Rating: 800PSI (PN40)
- Threaded Ends: ANSI B2.1
- Material: CF8M (#316 SS)
- Pressure Test: API 598
- Made in China



- 40 Mesh screen

|   | PART         | MATERIAL | QTY |
|---|--------------|----------|-----|
| 1 | BODY         | CF8M     | 1   |
| 2 | SCREEN       | SS316    | 1   |
| 3 | JOINT GASKET | PTFE     | 1   |
| 4 | BONNET       | CF8M     | 1   |

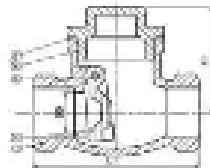
| PART # | SIZE   | D     | L    | H   | W    | ØA | LBS  | LIST PRICE |
|--------|--------|-------|------|-----|------|----|------|------------|
| 949521 | 1/4"   | .38"  | 2.53 | 51  | 1.69 | 1  | 0.44 | ---        |
| 949522 | 3/8"   | .48"  | 2.53 | 51  | 1.69 | 1  | 0.38 | ---        |
| 949523 | 1/2"   | .59"  | 2.53 | 51  | 1.76 | 1  | 0.46 | ---        |
| 949524 | 3/4"   | .79"  | 3.12 | 60  | 2.07 | 1  | 0.69 | ---        |
| 949525 | 1"     | .98"  | 3.57 | 72  | 2.67 | 1  | 1.27 | ---        |
| 949526 | 1-1/4" | 1.26" | 4.17 | 77  | 2.9  | 1  | 1.74 | ---        |
| 949527 | 1-1/2" | 1.57" | 4.71 | 87  | 3.23 | 1  | 2.38 | ---        |
| 949528 | 2"     | 1.96" | 5.49 | 102 | 3.88 | 1  | 3.57 | ---        |

### 316 SS SWING CHECK VALVE

- 200PSI(PN16)
- Threaded Ends: ANSI B2.1
- Material: CF8M (#316 SS)
- Pressure Test: API 598
- Made in China



|   | PART         | MATERIAL | QTY |
|---|--------------|----------|-----|
| 1 | Body         | Cf8m     | 1   |
| 2 | Disc         | Cf8m     | 1   |
| 3 | Pipe Plug    | Cf8      | 1   |
| 4 | Screw        | Cf8      | 1   |
| 5 | Screw Gasket | Ptfe     | 1   |
| 6 | Cap          | Cf8m     | 1   |
| 7 | Cap Gasket   | Ptfe     | 1   |



| PART # | SIZE   | D     | L    | W    | LBS  | LIST PRICE |
|--------|--------|-------|------|------|------|------------|
| 949353 | 1/2"   | .59"  | 2.45 | 1.66 | 0.53 | ---        |
| 949354 | 3/4"   | .79"  | 2.92 | 1.82 | 0.73 | ---        |
| 949355 | 1"     | .98"  | 3.41 | 2.06 | 1.2  | ---        |
| 949356 | 1-1/4" | 1.26" | 3.93 | 2.32 | 1.79 | ---        |
| 949357 | 1-1/2" | 1.57" | 4.54 | 2.54 | 2.18 | ---        |
| 949358 | 2"     | 1.96" | 5.3  | 2.78 | 3.03 | ---        |

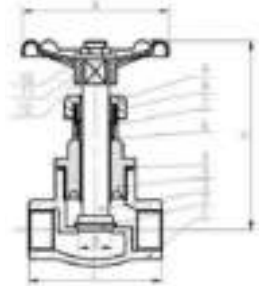
CF8 = 304SS  
CF8M = 316SS

### 316 SS GLOBE VALVES

- 200PSI(PN16)
- Threaded Ends: ANSI B2.1
- Material: CF8M (#316 SS)
- Pressure Test: API 598
- Made in China



|    | PART          | MATERIAL | QTY |
|----|---------------|----------|-----|
| 1  | Body          | Cf8m     | 1   |
| 2  | Disc          | Cf8m     | 1   |
| 3  | Stem          | 304ss    | 1   |
| 4  | Cap           | Cf8m     | 1   |
| 5  | Seal          | Ptfe     | 1   |
| 6  | Gasket        | 304ss    | 1   |
| 7  | Packing       | Ptfe     | 1   |
| 8  | Gasket        | Cf8      | 1   |
| 9  | Gland         | 304ss    | 1   |
| 10 | Nut           | 304ss    | 1   |
| 11 | Spring Washer | Cf8      | 1   |
| 12 | Handle Wheel  | Steel    | 1   |



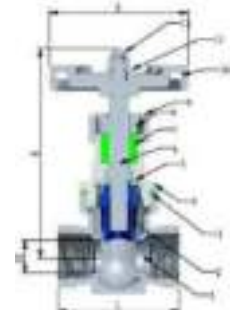
| PART # | SIZE  | L    | LBS  | LIST PRICE |
|--------|-------|------|------|------------|
| 949303 | 1/2   | 2.64 | 0.89 | ---        |
| 949304 | 3/4   | 3.19 | 1.3  | ---        |
| 949305 | 1     | 3.46 | 1.72 | ---        |
| 949306 | 1-1/4 | 3.81 | 2.33 | ---        |
| 949307 | 1-1/2 | 4.25 | 3.11 | ---        |
| 949308 | 2     | 5.1  | 4.38 | ---        |

### 316 SS GATE VALVES

- 200PSI(PN16)
- Threaded Ends: ANSI B2.1
- Material: CF8M (#316 SS)
- Pressure Test: API 598
- Made in China



|    | PART         | MATERIAL | QTY |
|----|--------------|----------|-----|
| 1  | Body         | Cf8m     | 1   |
| 2  | Disc         | Cf8m     | 1   |
| 3  | Seal         | Cf8m     | 1   |
| 4  | Cap          | Cf8m     | 1   |
| 5  | Seal         | Ptfe     | 1   |
| 6  | Stem         | 304ss    | 1   |
| 7  | Seal         | Ptfe     | 1   |
| 8  | Gland        | 304ss    | 1   |
| 9  | Nut          | 304ss    | 1   |
| 10 | Handle Wheel | Steel    | 1   |
| 11 | Gasket       | Ptfe     | 1   |
| 12 | Cap Nut      | Cf8      | 1   |



| PART # | SIZE  | L    | D    | D1   | H    | LBS  | LIST PRICE |
|--------|-------|------|------|------|------|------|------------|
| 949253 | 1/2   | 2.07 | 2.54 | 0.55 | 3.37 | 0.78 | ---        |
| 949254 | 3/4   | 2.28 | 2.89 | 0.74 | 4.03 | 0.99 | ---        |
| 949255 | 1     | 2.42 | 2.89 | 0.95 | 4.46 | 1.25 | ---        |
| 949256 | 1-1/4 | 2.79 | 3.06 | 1.18 | 4.86 | 1.76 | ---        |
| 949257 | 1-1/2 | 2.92 | 3.79 | 1.49 | 5.53 | 2.59 | ---        |
| 949258 | 2     | 3.3  | 4.17 | 1.85 | 6.12 | 3.54 | ---        |

WARNING: This product can expose you to chemicals, including lead, which are known to the State of California to cause cancer and birth defects or other reproductive harm. For more information, visit www.P65Warnings.ca.gov

# CARBON STEEL BALL VALVES

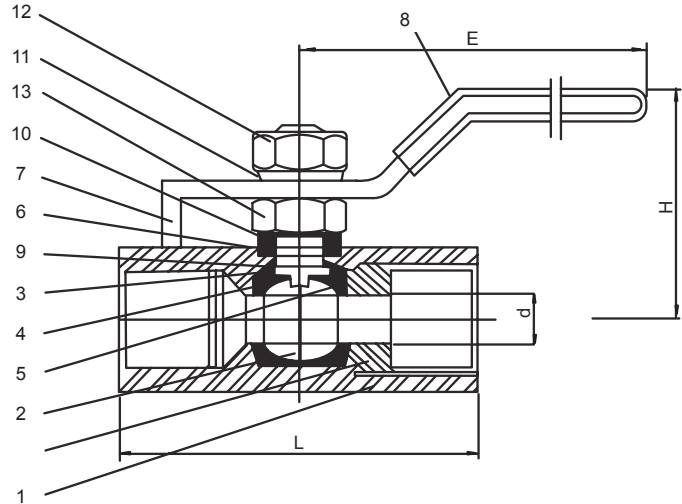
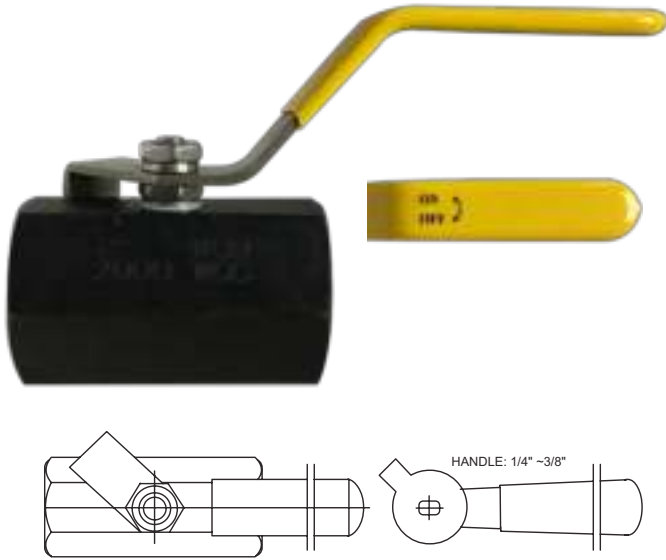
## VALVES

### STANDARD PORT CARBON STEEL BALL VALVE

- For chemical and industrial applications.
- Blow-out proof stem design.
- 100% air tested under water, at 100 psi, open and closed positions.
- Made in China
- Generic handles

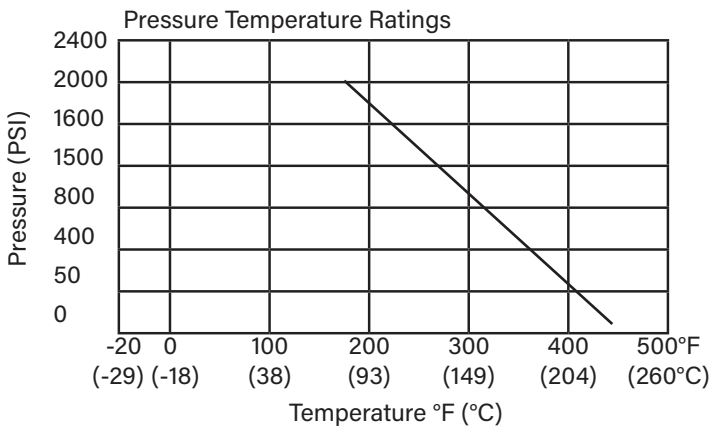
#### SPECIFICATIONS

- Working Pressure: 1/4" ~ 1" 2000 psi WOG,  
1-1/4" ~ 2" 1500 psi WOG,
- Temperature Range: -60° to 450°F
- End types: Threaded
- 1 piece ball valve
- Reinforced PTFE seat



#### 2000 PSI STANDARD PORT

| PART # | SIZE  | D    | H    | E    | L    | WTG  | BOX/ CASE | LIST PRICE |
|--------|-------|------|------|------|------|------|-----------|------------|
| 949121 | 1/4   | .20  | 1.38 | 2.95 | 1.71 | 0.25 | 24/96     | -----      |
| 949122 | 3/8   | .28  | 1.30 | 3.27 | 1.87 | 0.32 | 100/200   | -----      |
| 949123 | 1/2   | .36  | 2.36 | 4.53 | 2.20 | 0.67 | 50/100    | -----      |
| 949124 | 3/4   | .49  | 2.72 | 4.53 | 2.58 | 1.06 | 50/100    | -----      |
| 949125 | 1     | .59  | 2.95 | 5.00 | 3.19 | 1.17 | 25/50     | -----      |
| 949126 | 1-1/4 | .78  | 3.07 | 5.29 | 3.94 | 3.15 | 15/30     | -----      |
| 949127 | 1-1/2 | 0.98 | 3.39 | 5.29 | 3.94 | 2.15 | 15/30     | -----      |
| 949128 | 2     | 1.26 | 3.86 | 5.29 | 4.49 | 6.21 | 10/20     | -----      |



| ITEM | PARTS         | MATERIAL      |
|------|---------------|---------------|
| 1    | Body          | ASTM A216 WCB |
| 2    | Ball          | ASTM A351 CF8 |
| 3    | Stem          | 304           |
| 4    | Ball Seat     | PTFE          |
| 5    | Cap Seal      | PTFE          |
| 6    | Packing       | PTFE          |
| 7    | Handle        | SS304         |
| 8    | Handle Sleeve | Vinyl Grip    |
| 9    | Thrust Washer | PTFE          |
| 10   | Gland         | SS304         |
| 11   | Washer        | SS304         |
| 12   | Handle Nut    | SS304         |
| 13   | Stem Nut      | SS304         |

WARNING: This product can expose you to chemicals, including lead, which are known to the State of California to cause cancer and birth defects or other reproductive harm. For more information, visit www.P65Warnings.ca.gov

# CARBON STEEL FULL PORT BALL VALVES

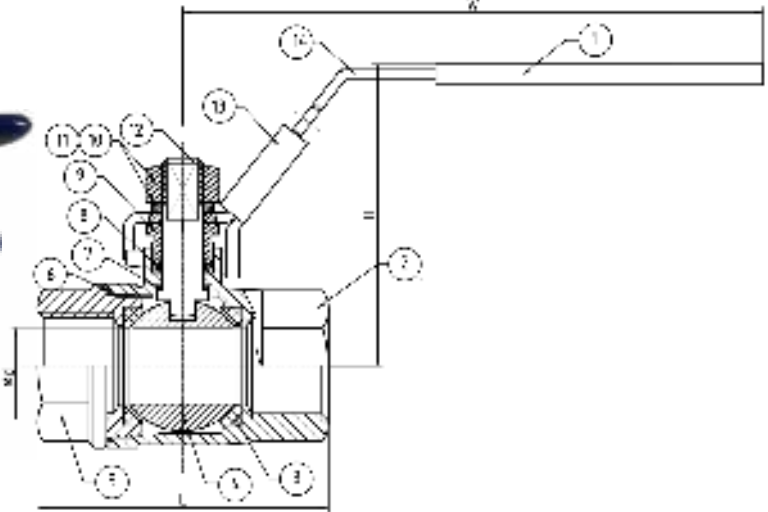
VALVES

## 2000 PSI CARBON STEEL 2PC FULL PORT BALL VALVE

• 2 PIECE

### SPECIFICATIONS

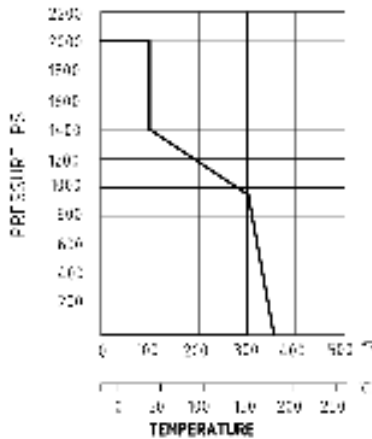
- Working Pressure: 2000 PSI (138 Bar)
- Temperature Range: -10° C-150° C
- Suitable medium: WOG
- Threaded End conforms to ANSI B1.20.1
- Made in China
- Generic handle



### 2000 PSI FULL PORT

| PART # | SIZE  | D    | L    | H    | W    | WTG  | BOX/ CASE | LIST PRICE |
|--------|-------|------|------|------|------|------|-----------|------------|
| 949111 | 1/4   | 0.36 | 2.13 | 2.13 | 4.33 | 0.59 | 70        | ---        |
| 949112 | 3/8   | 0.50 | 2.13 | 2.17 | 4.33 | 0.59 | 70        | ---        |
| 949113 | 1/2   | 0.59 | 2.24 | 2.28 | 4.33 | 0.75 | 60        | ---        |
| 949114 | 3/4   | 0.79 | 2.76 | 2.40 | 4.33 | 1.17 | 50        | ---        |
| 949115 | 1     | 0.98 | 3.25 | 3.03 | 5.04 | 1.88 | 30        | ---        |
| 949116 | 1-1/4 | 1.26 | 3.58 | 3.19 | 5.04 | 2.45 | 20        | ---        |
| 949117 | 1-1/2 | 1.50 | 4.06 | 3.54 | 6.10 | 4.06 | 20        | ---        |
| 949118 | 2     | 1.97 | 4.90 | 4.25 | 6.10 | 2.43 | 7         | ---        |

Pressure-Temperature Rating



| ITEM | PARTS         | MATERIAL |
|------|---------------|----------|
| 1    | Handle cover  | Plastic  |
| 2    | Body          | CF8M     |
| 3    | Ball seat     | PTFE     |
| 4    | Ball          | CF8M     |
| 5    | Cap           | CF8M     |
| 6    | Joint gasket  | PTFE     |
| 7    | Thrust washer | PTFE     |
| 8    | Stem packing  | PTFE     |
| 9    | Gland nut     | 304      |
| 10   | Spring washer | 304      |
| 11   | Stem nut      | 304      |
| 12   | Stem          | 316      |
| 13   | Lock device   | 304      |
| 14   | Handle        | 304      |

WARNING: This product can expose you to chemicals, including lead, which are known to the State of California to cause cancer and birth defects or other reproductive harm. For more information, visit [www.P65Warnings.ca.gov](http://www.P65Warnings.ca.gov)

# HIGH PRESSURE FULL PORT 2-WAY VALVES

## VALVES

### FULL PORT TWO-WAY



BKH

| PART #      | THREAD     | WORKING PRESSURE | LIST PRICE |
|-------------|------------|------------------|------------|
| GE214NPT    | 1/4" NPT   | 7250 PSI         | ---        |
| GE238NPT    | 3/8" NPT   | 7250 PSI         | ---        |
| GE212NPT    | 1/2" NPT   | 7250 PSI         | ---        |
| GE234NPT    | 3/4" NPT   | 5800 PSI         | ---        |
| GE21NPT     | 1" NPT     | 5075 PSI         | ---        |
| GE2114TNPT* | 1-1/4" NPT | 5000 PSI         | ---        |
| GE2112TNPT* | 1-1/2" NPT | 5000 PSI         | ---        |
| GE2-2T-NPT  | 2" NPT     | 5000 PSI         | ---        |

| PART #   | THREAD        | WORKING PRESSURE | LIST PRICE |
|----------|---------------|------------------|------------|
| GE204SAE | 7/16-20 UNF   | 7250 PSI         | ---        |
| GE206SAE | 9/16-18 UNF   | 7250 PSI         | ---        |
| GE208SAE | 3/4-16 UNF    | 7250 PSI         | ---        |
| GE212SAE | 1-1/16-12 UNF | 5800 PSI         | ---        |
| GE216SAE | 1-5/16-12 UNF | 5000 PSI         | ---        |

\* Reduced Port  
+ 'L' flow pattern

Temp Rating = -22° - 212°F

**Construction:** Steel Body, Ball, Stem  
Zinc Chromate Plate  
Buna "O" Rings (Fluoroelastomer on request)  
Delrin Ball Seats

### FULL PORT THREE-WAY



BK3

| PART #      | THREAD   | WORKING PRESSURE | LIST PRICE |
|-------------|----------|------------------|------------|
| GE3L14NPT   | 1/4" NPT | 5880 PSI         | ---        |
| GE3L38NPT   | 3/8" NPT | 5880 PSI         | ---        |
| GE3L12NPT   | 1/2" NPT | 5145 PSI         | ---        |
| GE3L34NPT   | 3/4" NPT | 5145 PSI         | ---        |
| GE3L1NPT    | 1" NPT   | 5145 PSI         | ---        |
| GE3L-2T-NPT | 2" NPT   | 4500 PSI         | ---        |

| PART #    | THREAD        | WORKING PRESSURE | LIST PRICE |
|-----------|---------------|------------------|------------|
| GE3L06SAE | 9/16-18 UNF   | 5880 PSI         | ---        |
| GE3L08SAE | 3/4-16 UNF    | 5145 PSI         | ---        |
| GE3L12SAE | 1-1/16-12 UNF | 5145 PSI         | ---        |
| GE3L16SAE | 1-5/16-12 UNF | 5145 PSI         | ---        |

+ 'L' flow pattern

Temp Rating = -22° - 212°F


**Construction:** Steel Body, Ball, Stem  
Zinc Chromate Plate  
Buna "O" Rings (Fluoroelastomer on request)  
Delrin Ball Seats

# HIGH PRESSURE CHECK VALVES

## VALVES

### CHECK VALVES - HARD SEAT CARBON STEEL CONSTRUCTION - 5LB CRACKING PRESSURE

▪ w/ NPT threads



A ( NPT Female both ends )

| PART # | A SIZE  | B INCHES | C INCHES | RATED FLOW GPM | PSI   | LIST PRICE |
|--------|---------|----------|----------|----------------|-------|------------|
| 100025 | 1/4 NPT | 2.44     | .87      | 6              | 5,000 | ---        |
| 100035 | 3/8 NPT | 2.87     | .95      | 10             | 5,000 | ---        |
| 100045 | 1/2 NPT | 3.76     | 1.26     | 18             | 5,000 | ---        |
| 100065 | 3/4 NPT | 4.30     | 1.50     | 30             | 5,000 | ---        |
| 100085 | 1 NPT   | 4.74     | 1.83     | 36             | 5,000 | ---        |

### CHECK VALVES - HARD SEAT CARBON STEEL CONSTRUCTION - 65LB CRACKING PRESSURE



| PART #   | A SIZE   | B INCHES | C INCHES | RATED FLOW GPM | PSI   | LIST PRICE |
|----------|----------|----------|----------|----------------|-------|------------|
| 1000265  | 1/4NPT   | 2.45     | .87      | 6              | 5,000 | ---        |
| 1000365  | 3/8NPT   | 2.91     | .94      | 10             | 5,000 | ---        |
| 1000465  | 1/2NPT   | 3.74     | 1.18     | 18             | 5,000 | ---        |
| 1000665  | 3/4NPT   | 4.29     | 1.26     | 30             | 5,000 | ---        |
| 1000865  | 1NPT     | 5.00     | 1.81     | 36             | 5,000 | ---        |
| 10001065 | 1-1/4NPT | 5.20     | 2.41     | 50             | 3,000 | ---        |

**Rated Pressure: Sizes 2 thru 8 - 5000 psi / Sizes 10 thru 24 - 3000 psi**

▪ Soft Seat available by special quote

WARNING: This product can expose you to chemicals, including lead, which are known to the State of California to cause cancer and birth defects or other reproductive harm. For more information, visit [www.P65Warnings.ca.gov](http://www.P65Warnings.ca.gov)

**BUTTERFLY VALVES**  
VALVES

**DUCTILE IRON VALVES  
AND ACCESSORIES**

WAFFER STYLE - LEVER OPERATED



NICKLE PLATED DUCTILE IRON DISC & SS DISC

WAFFER STYLE GEAR OPERATED



NICKLE PLATED DUCTILE IRON DISC & SS DISC

BUTTERFLY ACCESSORIES



WAFFER STYLE DOUBLE DOOR CHECK VALVE



AWWA C508 OUTSIDE LEVER



AND WEIGHT CHECK VALVES

UL/FM FLANGED SWING CHECK VALVE



SWING CHECK FLANGED

AWWA C515-15 GATE VALVES



FLANGED OS & Y RESILIENT  
WEDGE GATE VALVE



NRS RESILIENT WEDGE GATE VALVES,  
FLANGED, MECHANICAL JOINT & FLANGE  
BY MECHANICAL JOINT

WARNING: This product can expose you to chemicals, including lead, which are known to the State of California to cause cancer and birth defects or other reproductive harm. For more information, visit [www.P65Warnings.ca.gov](http://www.P65Warnings.ca.gov)



# BUTTERFLY VALVES - WAFER

## VALVES

### LEVER - WAFER

Small in size and light in weight, easy to install. It can be mounted wherever needed, quick 90° on-off operation. Disc has two-way bearing, perfect seal without leakage under the pressure test. Flow curve tending to straight-line. Strong wash and brush resistance and can fit to bad working condition. Center plate structure, small torque of open and close. Disc & stem are fastened by pin, more stable.



Standard:

- 1.Design Code :Ap1609 Class A
- 2.Face To Face : Ap1609
- 3.End Standard:ansl B16.5 125lb/150lb
- 4.Lnspectlon & Test:apl 598

#### TOP FLANGE DIMENSIONS

| SIZE    | 4-Φd2   |
|---------|---------|
| 1.5"-3" | 4-0.276 |
| 4"-6"   | 4-0.39  |
| 8"-14"  | 4-0.47  |

| PART#    | DUCTILE IRON DISC/<br>BUNA SEAT/ LEVER | CASE | WEIGHT |     |
|----------|--|------|--------|-----|
| 9650L2   | 2"                                     | 200  | 7.3    | --- |
| 9650L2.5 | 2-1/2"                                 | 190  | 8.4    | --- |
| 9650L3   | 3"                                     | 180  | 9.8    | --- |
| 9650L4   | 4"                                     | 150  | 12.1   | --- |
| 9650L5   | 5"                                     | 110  | 16.5   | --- |
| 9650L6   | 6"                                     | 90   | 16.9   | --- |
| 9650L8   | 8"                                     | 50   | 30.3   | --- |
| 9650L10  | 10"                                    | 35   | 44.5   | --- |
| 9650L12  | 12"                                    | 24   | 51.6   | --- |

### SS DISC/ EPDM SEAT/ LEVER

| PART#     | SIZE |     |
|-----------|------|-----|
| 9650L2SE  | 2"   | --- |
| 9650L3SE  | 3"   | --- |
| 9650L4SE  | 4"   | --- |
| 9650L5SE  | 5"   | --- |
| 9650L6SE  | 6"   | --- |
| 9650L8SE  | 8"   | --- |
| 9650L10SE | 10"  | --- |
| 9650L12SE | 12"  | --- |

### GEAR - WAFER



Standard:

- 1.Design Code :Ap1609 Class A
- 2.Face To Face : Ap1609
- 3.End Standard:ansl B16.5 125lb/150lb
- 4.Lnspectlon & Test:apl 598



#### TOP FLANGE DIMENSIONS

| SIZE    | ISO5211 | ΦK   | ΦE   | 4-ΦD2   |
|---------|---------|------|------|---------|
| 1.5"-3" | F05     | 2.56 | 1.97 | 4-0.276 |
| 4"-6"   | F07     | 3.54 | 2.76 | 4-0.39  |
| 8"-14"  | F10     | 4.92 | 4.02 | 4-0.47  |

| PART#    | WAFER/ DUCTILE IRON<br>DISC/ BUNA SEAT/ GEAR | CASE | WEIGHT |     |
|----------|--|------|--------|-----|
| 9650G2   | 2"   | 200  | 7.3    | --- |
| 9650G2.5 | 2-1/2"                                       | 190  | 8.4    | --- |
| 9650G3   | 3"   | 180  | 9.8    | --- |
| 9650G4   | 4"   | 150  | 12.1   | --- |
| 9650G6   | 6"   | 90   | 16.9   | --- |
| 9650G8   | 8"   | 50   | 30.3   | --- |
| 9650G10  | 10"  | 35   | 44.5   | --- |
| 9650G12  | 12"  | 24   | 51.6   | --- |

### WAFER/ SS DISC/ EPDM SEAT/ GEAR

| PART#      | SIZE   |     |
|------------|--------|-----|
| 9650G2SE   | 2"     | --- |
| 9650G2.5SE | 2-1/2" | --- |
| 9650G3SE   | 3"     | --- |
| 9650G4SE   | 4"     | --- |
| 9650G6SE   | 6"     | --- |
| 9650G8SE   | 8"     | --- |
| 9650G10SE  | 10"    | --- |
| 9650G12SE  | 12"    | --- |

WARNING: This product can expose you to chemicals, including lead, which are known to the State of California to cause cancer and birth defects or other reproductive harm. For more information, visit www.P65Warnings.ca.gov

**BUTTERFLY VALVES - LUG**

## VALVES

**LEVER - LUG**

Small in size and light in weight, easy to install, can be mounted wherever needed. Lug type butterfly valve can be used at the end of the pipeline. Lug type butterfly valve has threaded metal inserts installed in the valve's bolt holes. Inserts are threaded on both ends, which allows this lug style valve to be installed into a system using two sets of bolts and no nuts for each hole. Valve is installed between two flanges using a separate set of bolts for each side of the flange. This setup permits either side of the piping system to be disconnected without disturbing the other side.



| PART#    | DUCTILE IRON DISC/<br>BUNA SEAT/ LEVER | CASE | WEIGHT |     |
|----------|--|------|--------|-----|
| 9660L2   | 2"                                     | 200  | 7.3    | --- |
| 9660L2.5 | 2-1/2"                                 | 190  | 8.4    | --- |
| 9660L3   | 3"                                     | 180  | 9.8    | --- |
| 9660L4   | 4"                                     | 150  | 12.1   | --- |
| 9660L5   | 5"                                     | 110  | 16.5   | --- |
| 9660L6   | 6"                                     | 90   | 16.9   | --- |
| 9660L8   | 8"                                     | 50   | 30.3   | --- |
| 9660L10  | 10"                                    | 35   | 44.5   | --- |
| 9660L12  | 12"                                    | 24   | 51.6   | --- |

**SS DISC/ EPDM SEAT/  
LEVER**

| PART#     | SIZE |     |
|-----------|------|-----|
| 9660L2SE  | 2"   | --- |
| 9660L3SE  | 3"   | --- |
| 9660L4SE  | 4"   | --- |
| 9660L5SE  | 5"   | --- |
| 9660L6SE  | 6"   | --- |
| 9660L8SE  | 8"   | --- |
| 9660L10SE | 10"  | --- |
| 9660L12SE | 12"  | --- |

**GEAR - LUG**

| PART#    | DUCTILE IRON DISC/<br>BUNA SEAT/ GEAR | CASE | WEIGHT |     |
|----------|---------------------------------------|------|--------|-----|
| 9660G2   | 2"                                    | 200  | 7.3    | --- |
| 9660G2.5 | 2-1/2"                                | 190  | 8.4    | --- |
| 9660G3   | 3"                                    | 180  | 9.8    | --- |
| 9660G4   | 4"                                    | 150  | 12.1   | --- |
| 9660G6   | 6"                                    | 90   | 16.9   | --- |
| 9660G8   | 8"                                    | 50   | 30.3   | --- |
| 9660G10  | 10"                                   | 35   | 44.5   | --- |
| 9660G12  | 12"                                   | 24   | 51.6   | --- |

**SS DISC/ EPDM SEAT/  
GEAR**

| PART#      | SIZE   |     |
|------------|--------|-----|
| 9660G2SE   | 2"     | --- |
| 9660G2.5SE | 2-1/2" | --- |
| 9660G3SE   | 3"     | --- |
| 9660G4SE   | 4"     | --- |
| 9660G6SE   | 6"     | --- |
| 9660G8SE   | 8"     | --- |
| 9660G10SE  | 10"    | --- |
| 9660G12SE  | 12"    | --- |

WARNING: This product can expose you to chemicals, including lead, which are known to the State of California to cause cancer and birth defects or other reproductive harm. For more information, visit [www.P65Warnings.ca.gov](http://www.P65Warnings.ca.gov)

# BUTTERFLY ACCESSORIES

## VALVES

### STEM EXTENSIONS



- FOR BOLTS AND NUTS
- BLACK COLOR

| PART#      | FOR VALVE SIZES "" | LENGTH  |     |
|------------|--------------------|---------|-----|
| 9650EX2324 | 2-3                | 24 LONG | --- |
| 9650EX2336 | 2-3                | 36 LONG | --- |
| 9650EX2348 | 2-3                | 48 LONG | --- |
| 9650EX2360 | 2-3                | 60 LONG | --- |
| 9650EX2372 | 2-3                | 72 LONG | --- |
| 9650EX4624 | 4-6                | 24 LONG | --- |
| 9650EX4636 | 4-6                | 36 LONG | --- |
| 9650EX4648 | 4-6                | 48 LONG | --- |
| 9650EX4660 | 4-6                | 60 LONG | --- |
| 9650EX4672 | 4-6                | 72 LONG | --- |
| 9650EX1224 | 8-12               | 24 LONG | --- |
| 9650EX1236 | 8-12               | 36 LONG | --- |
| 9650EX1248 | 8-12               | 48 LONG | --- |
| 9650EX1260 | 8-12               | 60 LONG | --- |
| 9650EX1272 | 8-12               | 72 LONG | --- |

### LEVER REPLACEMENT



| PART#    | REPLACEMENT LEVER HANDLE FOR |     |
|----------|------------------------------|-----|
| 9650L23  | 2-3 9650BFV                  | --- |
| 9650L46  | 4-6 9650 BFV                 | --- |
| 9650L812 | 8-10 9650 B                  | --- |
| 9650L120 | 12 9650 BFV                  | --- |

### GEAR WHEEL HANDLE



| PART#     | REPLACEMENT WHEEL HANDLE FOR |     |
|-----------|------------------------------|-----|
| 9650WH23  | 2-3" 9650 BFV                | --- |
| 9650WH46  | 4-6" 9650 BFV                | --- |
| 9650WH812 | 8-12" BFV                    | --- |

### ROLL PIN



| PART#    | REPLACEMENT ROLL PIN FOR |      |
|----------|--------------------------|------|
| 9650RP23 | 2-3 9650 BFV             | ---  |
| 9650RP46 | 4-6 9650 BFV             | ---  |
| 9650RP12 | 8-12 9650 BFV            | ---- |

### INDEX PLATE



| PART#     | REPLACEMENT INDEX PLATE |     |
|-----------|-------------------------|-----|
| 9650IP23  | 2-3" 9650BFV            | --- |
| 9650IP46  | 4-6" 9650BFV            | --- |
| 9650IP812 | 8-12" 9650 B            | --- |

### GEAR REPLACEMENT



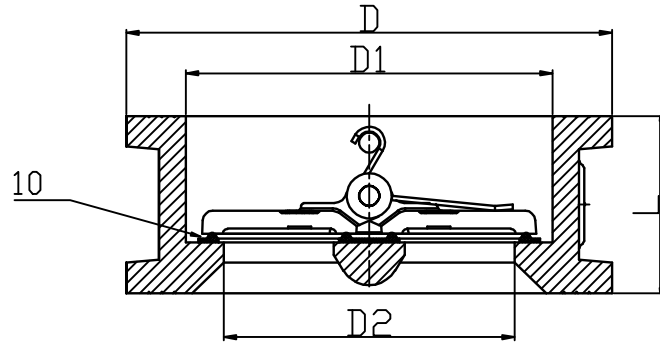
| PART#    | REPLACEMENT GEAR OPERATOR |     |
|----------|---------------------------|-----|
| 9650G23  | 2-3 9650 BFV              | --- |
| 9650G46  | 4-6 9650 BFV              | --- |
| 9650G812 | 8-10 9650BFV              | --- |
| 9650G120 | 12 - 9650BFV              | --- |

WARNING: This product can expose you to chemicals, including lead, which are known to the State of California to cause cancer and birth defects or other reproductive harm. For more information, visit [www.P65Warnings.ca.gov](http://www.P65Warnings.ca.gov)

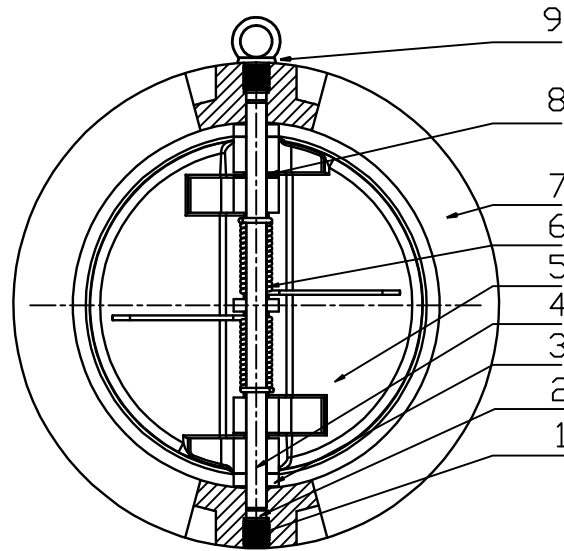
# DUCTILE IRON CHECK VALVES

VALVES

## DOUBLE DOOR WAFER CHECK VALVE



| PART | PART                        | MATERIAL                   |
|------|-----------------------------|----------------------------|
| 1    | Countersunk Hex Head Screws | Carbon Steel ASTM A325     |
| 2    | Stal Ring                   | EPDM                       |
| 3    | Gasket                      | PTFE                       |
| 4    | Shaft                       | Stainless Steel SS420      |
| 5    | Disc                        | Aluminum Brance C954       |
| 6    | Spring                      | Stainless Steel SS304      |
| 7    | Body                        | Ductile Lron ASTM 65-45-12 |
| 8    | Gasket                      | PTFE                       |
| 9    | Rings                       | Carbon steel ASTM A325     |
| 10   | Seat                        | EPDM                       |



| MAIN DIMENSIONS |     |                 |     |     |     |
|-----------------|-----|-----------------|-----|-----|-----|
| DN              |     | DIMENSIONS (MM) |     |     |     |
| inch            | mm  | L               | D   | D1  | D2  |
| 2               | 50  | 54              | 102 | 64  | 46  |
| 2 1/2'          | 65  | 54              | 121 | 78  | 60  |
| 3               | 80  | 57              | 134 | 94  | 70  |
| 4               | 100 | 64              | 162 | 117 | 84  |
| 5               | 125 | 70              | 192 | 145 | 115 |
| 6               | 150 | 76              | 218 | 170 | 134 |
| 8               | 200 | 95              | 273 | 224 | 184 |
| 10              | 250 | 108             | 335 | 265 | 220 |
| 12              | 300 | 143             | 407 | 310 | 260 |
| 14              | 350 | 184             | 442 | 360 | 302 |
| 16              | 400 | 191             | 511 | 410 | 350 |

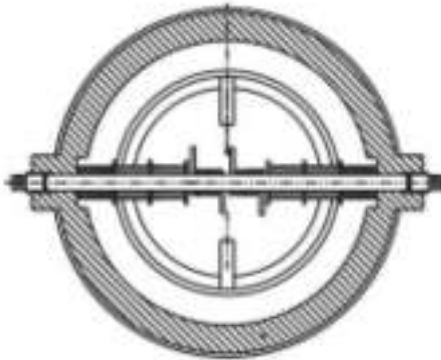
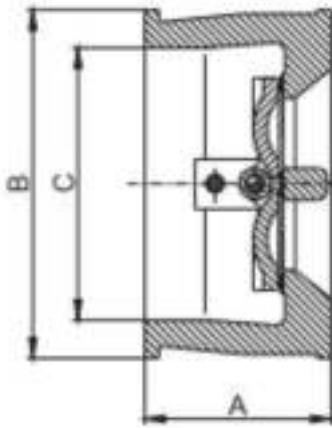
| PART#  | SIZE  | CASE | WEIGHT |     |
|--------|-------|------|--------|-----|
| 963002 | 2     | 50   | 4      | --- |
| 963025 | 2-1/2 | 40   | 5      | --- |
| 963003 | 3     | 20   | 8      | --- |
| 963004 | 4     | 20   | 13     | --- |
| 963005 | 5     | 20   | 16     | --- |
| 963006 | 6     | 10   | 20     | --- |
| 963008 | 8     | 10   | 38     | --- |
| 963010 | 10    | 10   | 38     | --- |
| 963012 | 12    | 5    | 92     | --- |
| 963014 | 14    | 4    | 121    | --- |
| 963016 | 16    | 4    | 165    | --- |

WARNING: This product can expose you to chemicals, including lead, which are known to the State of California to cause cancer and birth defects or other reproductive harm. For more information, visit [www.P65Warnings.ca.gov](http://www.P65Warnings.ca.gov)

# UL WAFER CHECK VALVES

VALVES

## DOUBLE DOOR UL/FM WAFER CHECK VALVES



### Specifications

- Meet or exceed the requirements of UL312 and API 584 standard.
- Spring loaded for fast closure.
- Vertical or Horizontal installation.
- Resilient-seated for perfect tightness even at low differential pressure.
- Excellent flow characteristics and low pressure losses at high flow rates.
- Connection ends comply with ASME B16.1 Class 125 and ASME B16.5 Class 150 Flanges.
- UL 312/ULC listed.

### Working Pressure and Temperature

300 psi @ 0 C° to 87° C

### Corrosion Protection

Fusion Bonded Epoxy Coated Interior and Exterior to AWWA C550 Standard

| PART # | 963004UL     | 963006UL     |
|--------|--------------|--------------|
| SIZE   | 4            | 6            |
| A      | 93mm/3.66in  | 105mm/4.13in |
| B      | 172mm/6.75in | 220mm/8.66in |
| C      | 136mm/5.35in | 178/mm7.00in |

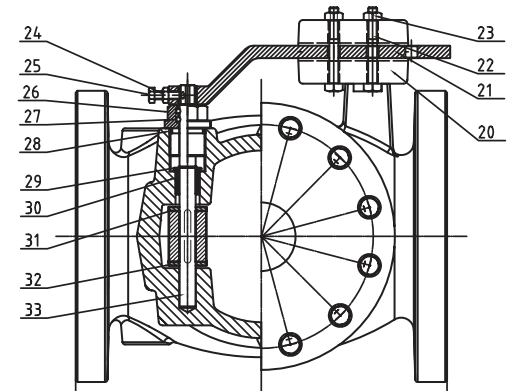
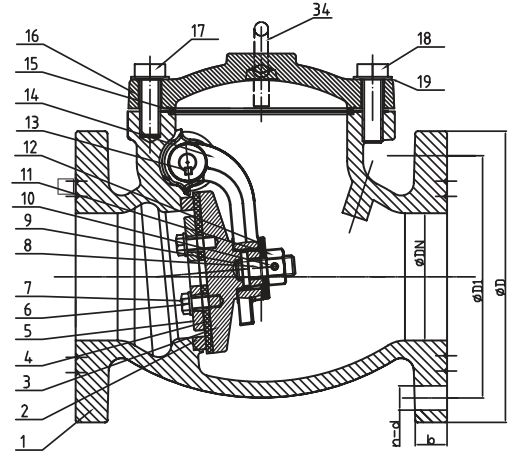
WARNING: This product can expose you to chemicals, including lead, which are known to the State of California to cause cancer and birth defects or other reproductive harm. For more information, visit [www.P65Warnings.ca.gov](http://www.P65Warnings.ca.gov)

# DUCTILE IRON CHECK VALVES

## VALVES

### CHECK VALVE W/OUTSIDE L/W

### AWWA C508 CHECK VALVE W/OUTSIDE L/W



| PART | PART               | MATERIAL              |
|------|--------------------|-----------------------|
| 1    | Valve Body         | Ductile iron 65-45-12 |
| 2    | Seat               | ASTM B62 C83600       |
| 3    | Disc               | Ductile iron 65-45-12 |
| 4    | Disc Seat Ring     | NBR                   |
| 5    | Retainer Washer    | Ductile iron 65-45-12 |
| 6    | Washer             | AISI 304              |
| 7    | Bolt               | AISI 304              |
| 8    | Stud               | ASTM B62 C83600       |
| 9    | Roll Pin           | AISI 304              |
| 10   | Roll Pin           | AISI 304              |
| 11   | Nut                | ASTM B62 C83600       |
| 12   | Washer             | ASTM B62 C83600       |
| 13   | Flat Key           | AISI 304              |
| 14   | Clapper Arm        | Ductile iron 65-45-12 |
| 15   | O-Ring             | NBR                   |
| 16   | Bonnet             | Ductile iron 65-45-12 |
| 17   | Bolt               | AISI 316              |
| 18   | Bolt               | AISI 316              |
| 19   | Washer             | AISI 316              |
| 20   | Weight             | Ductite iron,65-45-12 |
| 21   | Arm                | Cast steel WCB        |
| 22   | Bolt               | AISI 316              |
| 23   | Nut                | AISI 316              |
| 24   | Nut                | AISI 316              |
| 25   | Bolt               | AISI 316              |
| 26   | Seat Nut           | ASTM B62 C83600       |
| 27   | O-Ring             | NBR                   |
| 28   | Gasket             | PTFE                  |
| 29   | Circlip            | Carbon steel          |
| 30   | Shaft sleeve gland | ASTM B62 CB3600       |
| 31   | Washer             | ASTM B62 CB3600       |
| 32   | Washer             | ASTM B62 CB3600       |
| 33   | Hinge Pin          | AISI 420              |
| 34   | Eye bolt           | Carbon steel          |

| MAIN DIMENSIONS (MM) |     |     |     |       |      |         |       |
|----------------------|-----|-----|-----|-------|------|---------|-------|
| INCH                 | DN  | L   | D   | D1    | B    | N-D     | H     |
| 3"                   | 80  | 241 | 200 | 152.5 | 19   | 4-19.1  | 173   |
| 4"                   | 100 | 292 | 229 | 190.5 | 24   | 8-19.1  | 175.5 |
| 6"                   | 150 | 356 | 285 | 241.5 | 25.5 | 8-22.2  | 237.5 |
| 8"                   | 200 | 495 | 343 | 298.5 | 28.5 | 8-22.2  | 272.5 |
| 10"                  | 250 | 622 | 406 | 362   | 30.5 | 12-25.4 | 326   |
| 12"                  | 300 | 698 | 483 | 432   | 32   | 12-25.4 | 358   |



### UL/FM FLANGED SWING CHECK VALVE

| PART#    | SIZE | CASE | WEIGHT |     |
|----------|------|------|--------|-----|
| 96203LW  | 3    | 16   | 57     | --- |
| 96204LW  | 4    | 12   | 84     | --- |
| 96206LW  | 6    | 6    | 156    | --- |
| 96208LW  | 8    | 4    | 294    | --- |
| 962010LW | 10   | 2    | 466    | --- |
| 962012LW | 12   | 2    | 627    | --- |

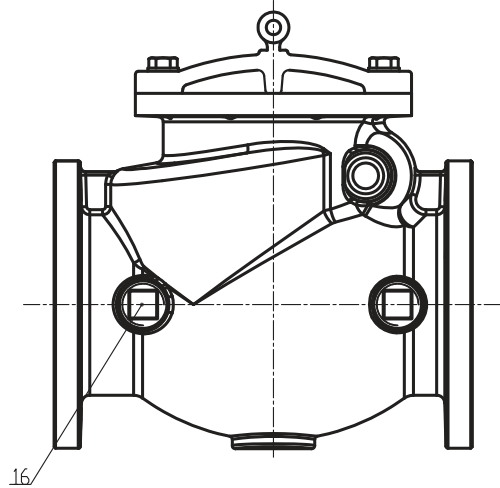
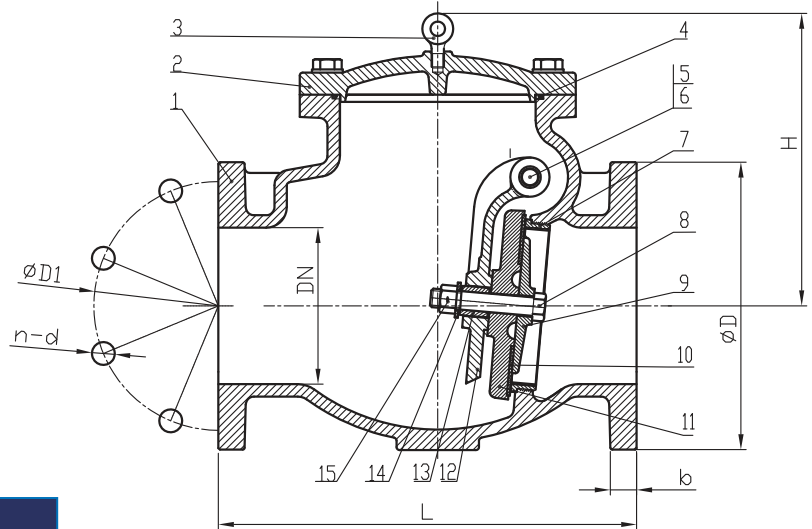
| PART#    | SIZE | CASE | WEIGHT |     |
|----------|------|------|--------|-----|
| 96203UL  | 3    | 36   | 50     | --- |
| 96204UL  | 4    | 36   | 77     | --- |
| 96206UL  | 6    | 14   | 140    | --- |
| 96208UL  | 8    | 4    | 266    | --- |
| 962010UL | 10   | 1    | 398    | --- |
| 962012UL | 12   | 1    | 533    | --- |

WARNING: This product can expose you to chemicals, including lead, which are known to the State of California to cause cancer and birth defects or other reproductive harm. For more information, visit www.P65Warnings.ca.gov

# DUCTILE IRON CHECK VALVES

## VALVES

### AWWA C508 & AWWA C515 SWING CHECK VALVE FLANGED



| PART | PART            | MATERIAL                 |
|------|-----------------|--------------------------|
| 1    | Valve Body      | Ductile Iron 65-45-12    |
| 2    | Bonnet          | Ductile Iron 65-45-12    |
| 3    | Sling Ring      | Carbon Steel Zinc Plated |
| 4    | O Ring          | NBR                      |
| 5    | Hinge Pin       | Stainless Steel 304      |
| 6    | Hinge bushing   | Brass ASTM B36           |
| 7    | Seat Ring       | Bronze ASTM B62          |
| 8    | Disc Seat Bolts | Stainless Steel 304      |
| 9    | Retainer Washer | Bronze ASTM B62          |
| 10   | Disc Seat Ring  | EPDM                     |
| 11   | Disc            | Ductile Iron 65-45-12    |
| 12   | Ctapper Arm     | Ductile Iron 65-45-12    |
| 13   | Stud Bushing    | Bronze ASTM B36          |
| 14   | O Ring          | NBR                      |
| 15   | Nuts            | Stainless Steel 304      |
| 16   | Plug            | Tin bronze               |

| DN   |     | PSI | DIMENSIONS (MM) |     |       |      |         |     |
|------|-----|-----|-----------------|-----|-------|------|---------|-----|
| INCH | MM  |     | L               | D   | D1    | B    | N-D     | H   |
| 3"   | 80  | 300 | 278             | 191 | 152.5 | 19   | 4-19.1  | 160 |
| 4"   | 100 | 300 | 330             | 229 | 190.5 | 24   | 8-19.1  | 218 |
| 6"   | 150 | 300 | 406             | 279 | 241.5 | 25.5 | 8-22.2  | 290 |
| 8"   | 200 | 300 | 495             | 343 | 298.5 | 28.5 | 8-22.2  | 330 |
| 10"  | 250 | 300 | 622             | 406 | 362   | 30.5 | 12-25.4 | 350 |
| 12"  | 300 | 300 | 660             | 483 | 432   | 32   | 12-25.4 | 376 |

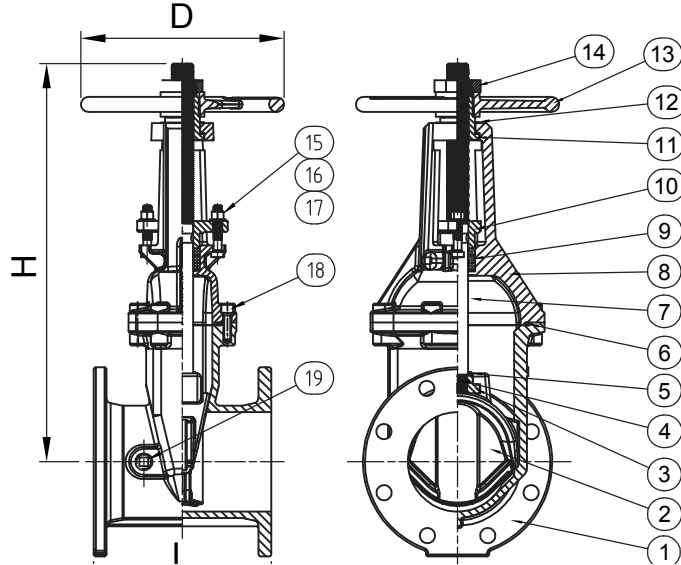
| PART#  | SIZE | CASE | WEIGHT |     |
|--------|------|------|--------|-----|
| 962003 | 3    | 16   | 57     | --- |
| 962004 | 4    | 12   | 84     | --- |
| 962006 | 6    | 6    | 156    | --- |
| 962008 | 8    | 4    | 294    | --- |
| 962010 | 10   | 2    | 466    | --- |
| 962012 | 12   | 2    | 627    | --- |

WARNING: This product can expose you to chemicals, including lead, which are known to the State of California to cause cancer and birth defects or other reproductive harm. For more information, visit [www.P65Warnings.ca.gov](http://www.P65Warnings.ca.gov)

# DUCTILE IRON GATE VALVES

VALVES

## C515 OS&Y RESILIENT SEATED GATE VALVE FLANGE ENDS, 300PSI



| PART#   | SIZE   | CASE | WEIGHT |     |
|---------|--------|------|--------|-----|
| 9610F25 | 2-1/2" | 25   | 46.2   | --- |
| 9610F3  | 3"     | 16   | 62.7   | --- |
| 9610F4  | 4"     | 16   | 74.8   | --- |
| 9610F6  | 6"     | 9    | 103.9  | --- |
| 9610F8  | 8"     | 6    | 190.9  | --- |
| 9610F10 | 10"    | 2    | 291.8  | --- |
| 9610F12 | 12"    | 2    | 409.8  | --- |

### NO TAP

| PART#      | SIZE   | CASE | WEIGHT |     |
|------------|--------|------|--------|-----|
| 9610NYCF25 | 2-1/2" | 25   | 46.2   | --- |
| 9610NYCF3  | 3"     | 32   | 62.7   | --- |
| 9610NYCF4  | 4"     | 64   | 74.8   | --- |
| 9610NYCF6  | 6"     | 54   | 103.9  | --- |
| 9610NYCF8  | 8"     | 36   | 190.9  | --- |
| 9610NYCF10 | 10"    | 12   | 291.8  | --- |
| 9610NYCF12 | 12"    | 12   | 409.8  | --- |

| ITEM | DESCRIPTION   | MATERIAL                        | ASTM SPEC.      |
|------|---------------|---------------------------------|-----------------|
| 1    | Body          | Ductile Iron                    | A536 65-45-12   |
| 2    | Wedge         | Ductile Iron, EPDM Encapsulated | A536 65-45-12   |
| 3    | Wedge Nut     | Stainless Steel                 | A276 Type 304SS |
| 4    | Pin           | Stainless Steel                 | A276 Type 420SS |
| 5    | O-Ring        | Rubber                          | D2000 NBR       |
| 6    | Gasket        | Rubber                          | D2000 NBR       |
| 7    | Stem          | Stainless Steel                 | A276 Type 304SS |
| 8    | Bonnet        | Ductile Iron                    | A536 65-45-12   |
| 9    | Packing       | Graphite                        |                 |
| 10   | Gland         | Ductile Iron                    | A536 65-45-12   |
| 11   | Yoke Nut      | Bronze                          | B148 C95200     |
| 12   | Washer        | Brass                           |                 |
| 13   | Handwheel     | Ductile Iron                    | A536 65-45-12   |
| 14   | Handwheel Nut | Ductile Iron                    | A536 65-45-12   |
| 15   | Bolts         | Stainless Steel                 | A276 Type 304SS |
| 16   | Nuts          | Stainless Steel                 | A276 Type 316SS |
| 17   | Washers       | Stainless Steel                 | A276 Type 304SS |
| 18   | Bonnet Bolts  | Carbon Steel<br>Zinc Plated     | A307 Grade B    |
| 19   | Plug          | Malleable Iron                  |                 |

| MAIN DIMENSIONS |         |         |         |         |         |         |         |
|-----------------|---------|---------|---------|---------|---------|---------|---------|
| SIZE            | 2.5"    | 3"      | 4"      | 6"      | 8"      | 10"     | 12"     |
| L               | 7-1/2"  | 8"      | 9"      | 10-1/2" | 11-1/2" | 13"     | 14"     |
| H (Open)        | 16-5/8" | 18-7/8" | 21-5/8" | 29-1/8" | 36-5/8" | 44-1/2" | 52"     |
| H (Close)       | 13-3/4" | 15-3/4" | 17-3/4" | 23-1/4" | 28-3/4" | 34-3/4" | 40-1/6" |
| D               | 7-1/4"  | 10"     | 10"     | 12"     | 14"     | 17-1/2" | 17-1/2" |

COMPLIES WITH NEW YORK AND CHICAGO REQUIREMENTS.

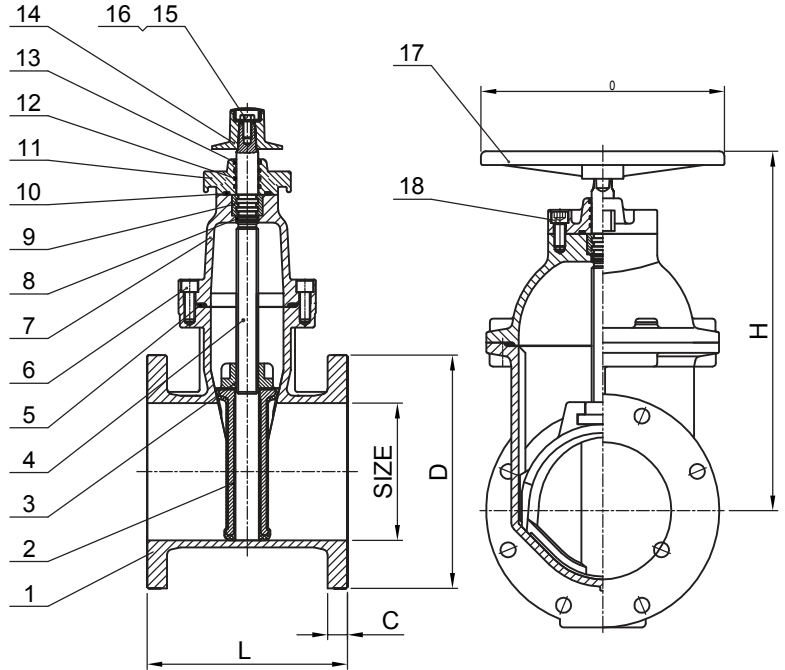
WARNING: This product can expose you to chemicals, including lead, which are known to the State of California to cause cancer and birth defects or other reproductive harm. For more information, visit www.P65Warnings.ca.gov



# DUCTILE IRON GATE VALVES

VALVES

## NRS RESILIENT SEATED GATE VALVE FLANGE ENDS, 300PSI



| PART#    | SIZE   | CASE | WEIGHT |     |
|----------|--------|------|--------|-----|
| 9600FL25 | 2-1/2" | 25   | 37.6   | --- |
| 9600FL3  | 3"     | 16   | 54.2   | --- |
| 9600FL4  | 4"     | 16   | 65.5   | --- |
| 9600FL6  | 6"     | 9    | 107.5  | --- |
| 9600FL8  | 8"     | 6    | 181.9  | --- |
| 9600FL10 | 10"    | 2    | 297.4  | --- |
| 9600FL12 | 12"    | 2    | 431.4  | --- |

| ITEM | DESCRIPT.                | MATERIAL                        | ASTM SPEC.      |
|------|--------------------------|---------------------------------|-----------------|
| 1    | Body                     | Ductile Iron                    | A536 65-45-12   |
| 2    | Wedge                    | Ductile Iron, EPDM Encapsulated | A536 65-45-12   |
| 3    | Wedge Nut                | Bronze                          | B148 C95200     |
| 4    | Stem                     | Stainless Steel                 | A276 Type 304SS |
| 5    | Gasket                   | Rubber                          | D2000 NBR       |
| 6    | Bolts                    | Stainless Steel                 | A276 Type 304SS |
| 7    | Bonnet                   | Ductile Iron                    | A536 65-45-12   |
| 8    | O-Ring                   | Rubber                          | D2000 NBR       |
| 9    | Thrust Collar            | Bronze                          | B148 C95200     |
| 10   | O-Ring                   | Rubber                          | D2000 NBR       |
| 11   | Gland                    | Ductile Iron                    | A536 65-45-12   |
| 12   | O-Ring                   | Rubber                          | D2000 NBR       |
| 13   | Dust Ring                | Rubber                          | D2000 NBR       |
| 14   | Operating Nut (Optional) | Ductile Iron                    | A536 65-45-12   |
| 15   | Bolts                    | Stainless Steel                 | A276 Type 304SS |
| 16   | Washers                  | Stainless Steel                 | A276 Type 304SS |
| 17   | Handwheel (Optional)     | Ductile Iron                    | A536 65-45-12   |
| 18   | Bolts                    | Stainless Steel                 | A276 Type 304SS |

| MAIN DIMENSIONS |        |       |       |         |         |       |       |
|-----------------|--------|-------|-------|---------|---------|-------|-------|
| SIZE            | 2.5"   | 3"    | 4"    | 6"      | 8"      | 10"   | 12"   |
| L               | 7-1/2" | 8.0"  | 9.0"  | 10-1/2" | 11-1/2" | 13.0" | 14.0" |
| H               | 10.0"  | 11.0" | 11.8" | 16.4"   | 20.7"   | 24.5" | 28.0" |
| D               | 7.0"   | 10.0" | 10.0" | 12.0"   | 14.0"   | 16.0" | 16.0" |

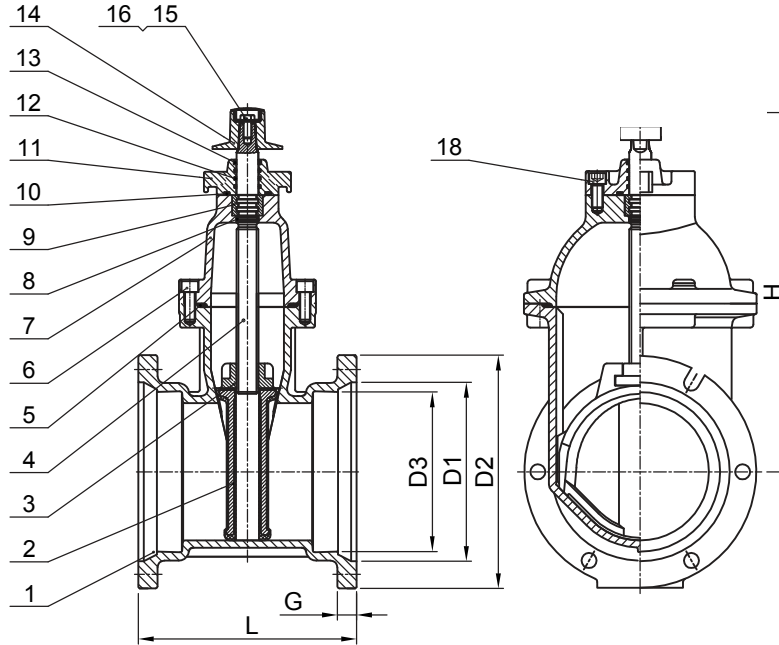
WARNING: This product can expose you to chemicals, including lead, which are known to the State of California to cause cancer and birth defects or other reproductive harm. For more information, visit [www.P65Warnings.ca.gov](http://www.P65Warnings.ca.gov)

# DUCTILE IRON GATE VALVES

## VALVES

### AWWA C515-15 NRS RESILIENT SEATED GATE VALVE

MJ x MJ ENDS, 300PSI



| PART#    | SIZE | WEIGHT | CASE |     |
|----------|------|--------|------|-----|
| 9600MJ3  | 3"   | 54.2   | 16   | --- |
| 9600MJ4  | 4"   | 65.5   | 16   | --- |
| 9600MJ6  | 6"   | 107.5  | 9    | --- |
| 9600MJ8  | 8"   | 181.9  | 6    | --- |
| 9600MJ10 | 10"  | 297.4  | 2    | --- |
| 9600MJ12 | 12"  | 431.4  | 2    | --- |

\*Standard config is op nut only

\*MJ=Mechanical Joint

| ITEM | DESCRIP.                 | MATERIAL                        | ASTM SPEC.      |
|------|--------------------------|---------------------------------|-----------------|
| 1    | Body                     | Ductile Iron                    | A536 65-45-12   |
| 2    | Wedge                    | Ductile Iron, EPDM Encapsulated | A536 65-45-12   |
| 3    | Wedge Nut                | Bronze                          | B148 C95200     |
| 4    | Stem                     | Stainless Steel                 | A276 Type 304SS |
| 5    | Gasket                   | Rubber                          | D2000 NBR       |
| 6    | Bolts                    | Stainless Steel                 | A276 Type 304SS |
| 7    | Bonnet                   | Ductile Iron                    | A536 65-45-12   |
| 8    | O-Ring                   | Rubber                          | D2000 NBR       |
| 9    | Thrust Collar            | Bronze                          | B148 C95200     |
| 10   | O-Ring                   | Rubber                          | D2000 NBR       |
| 11   | Gland                    | Ductile Iron                    | A536 65-45-12   |
| 12   | O-Ring                   | Rubber                          | D2000 NBR       |
| 13   | Dust Ring                | Rubber                          | D2000 NBR       |
| 14   | Operating Nut (Optional) | Ductile Iron                    | A536 65-45-12   |
| 15   | Bolts                    | Stainless Steel                 | A276 Type 304SS |
| 16   | Washers                  | Stainless Steel                 | A276 Type 304SS |
| 17   | Handwheel (Optional)     | Ductile Iron                    | A536 65-45-12   |
| 18   | Bolts                    | Stainless Steel                 | A276 Type 304SS |

| MAIN DIMENSIONS |       |       |       |       |       |       |
|-----------------|-------|-------|-------|-------|-------|-------|
| SIZE            | 3"    | 4"    | 6"    | 8"    | 10"   | 12"   |
| L               | 11.5" | 12.5" | 14.8" | 15.0" | 13.0" | 14.0" |
| H               | 16.4" | 20.7" | 24.5" | 28.0" | 24.5" | 28.0" |
| D               | 12.0" | 14.0" | 16.0" | 16.0" | 16.0" | 16.0" |

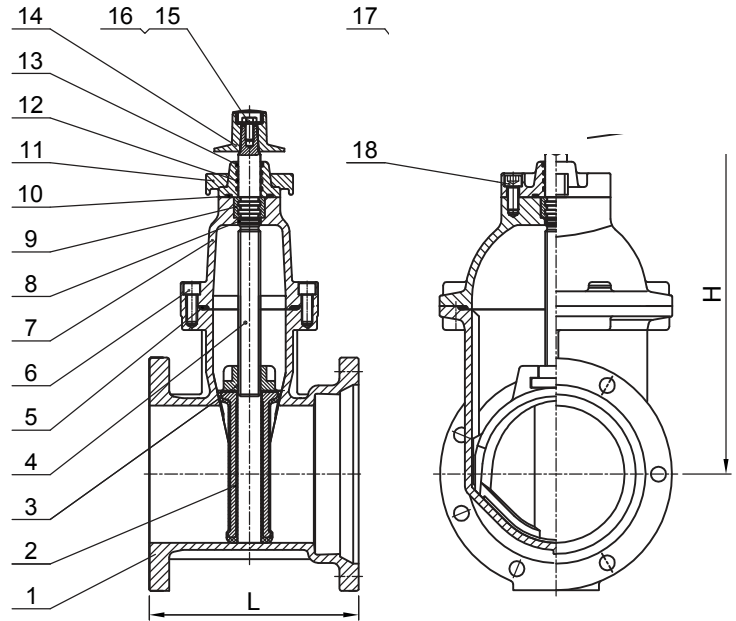
WARNING: This product can expose you to chemicals, including lead, which are known to the State of California to cause cancer and birth defects or other reproductive harm. For more information, visit [www.P65Warnings.ca.gov](http://www.P65Warnings.ca.gov)

# DUCTILE IRON GATE VALVES

VALVES

## NRS RESILIENT SEATED GATE VALVE

FL x MJ ENDS, 300PSI



| PART#    | SIZE | WEIGHT | CASE |     |
|----------|------|--------|------|-----|
| 9600FJ3  | 3"   | 54.3   | 16   | --- |
| 9600FJ4  | 4"   | 65.5   | 16   | --- |
| 9600FJ6  | 6"   | 107.5  | 9    | --- |
| 9600FJ8  | 8"   | 181.9  | 6    | --- |
| 9600FJ10 | 10"  | 297.4  | 2    | --- |
| 9600FJ12 | 12"  | 431.4  | 2    | --- |

\*STANDARD CONFIG IS OP NUT ONLY

\*MJ=MECHANICAL JOINT

| ITEM | DESCRIPTION              | MATERIAL                        | ASTM SPEC.      |
|------|--------------------------|---------------------------------|-----------------|
| 1    | Body                     | Ductile Iron                    | A536 65-45-12   |
| 2    | Wedge                    | Ductile Iron, EPDM Encapsulated | A536 65-45-12   |
| 3    | Wedge Nut                | Bronze                          | B148 C95200     |
| 4    | Stem                     | Stainless Steel                 | A276 Type 304SS |
| 5    | Gasket                   | Rubber                          | D2000 NBR       |
| 6    | Bolts                    | Stainless Steel                 | A276 Type 304SS |
| 7    | Bonnet                   | Ductile Iron                    | A536 65-45-12   |
| 8    | O-Ring                   | Rubber                          | D2000 NBR       |
| 9    | Thrust Collar            | Bronze                          | B148 C95200     |
| 10   | O-Ring                   | Rubber                          | D2000 NBR       |
| 11   | Gland                    | Ductile Iron                    | A536 65-45-12   |
| 12   | O-Ring                   | Rubber                          | D2000 NBR       |
| 13   | Dust Ring                | Rubber                          | D2000 NBR       |
| 14   | Operating Nut (Optional) | Ductile Iron                    | A536 65-45-12   |
| 15   | Bolts                    | Stainless Steel                 | A276 Type 304SS |
| 16   | Washers                  | Stainless Steel                 | A276 Type 304SS |
| 17   | Handwheel (Optional)     | Ductile Iron                    | A536 65-45-12   |
| 18   | Bolts                    | Stainless Steel                 | A276 Type 304SS |

| MAIN DIMENSIONS |       |       |       |       |       |       |         |         |
|-----------------|-------|-------|-------|-------|-------|-------|---------|---------|
| SIZE            | 3"    | 4"    | 6"    | 8"    | 10"   | 12"   | 10"     | 12"     |
| L               | 8.8"  | 9.5"  | 11.0" | 12.0" | 14.0" | 14.5" | 13"     | 14"     |
| H               | 11.0" | 11.8" | 16.4" | 20.7" | 24.5" | 28.0" | 44-1/2" | 52"     |
| D               | 10.0" | 10.0" | 12.0" | 14.0" | 16.0" | 16.0" | 34-3/4" | 40-1/6" |

WARNING: This product can expose you to chemicals, including lead, which are known to the State of California to cause cancer or other reproductive harm. For more information go to www.p65warnings.ca.gov

VALVES

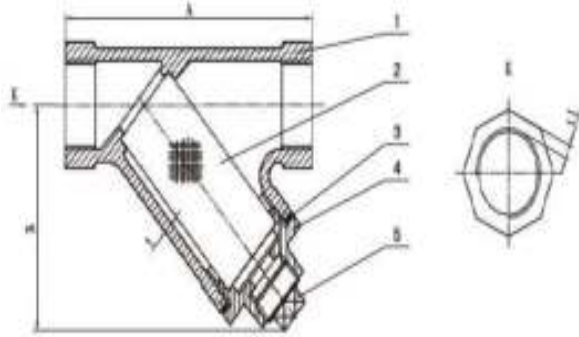
# GATE VALVES AND WYE-STRAINERS

## VALVES

### DI THREADED Y STRAINER



| PART #   | DESCRIPTION                         | LIST PRICE |
|----------|-------------------------------------|------------|
| 9642TH03 | DI Threaded Y Strainer, 1/2"/DN15   |            |
| 9642TH04 | DI Threaded Y Strainer, 3/4"/DN20   |            |
| 9642TH05 | DI Threaded Y Strainer, 1"/DN25     |            |
| 9642TH06 | DI Threaded Y Strainer, 1 1/4"/DN32 |            |
| 9642TH07 | DI Threaded Y Strainer, 1 1/2"/DN40 |            |
| 9642TH08 | DI Threaded Y Strainer, 2"/DN50     |            |
| 9642TH09 | DI Threaded Y Strainer, 2 1/2"/DN50 |            |
| 9642TH10 | DI Threaded Y Strainer, 3"/DN80     |            |



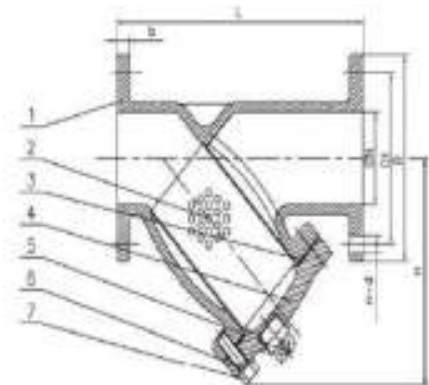
| SIZE   |    | DIMENSIONS(MM) |        |      |      |      |
|--------|----|----------------|--------|------|------|------|
| inch   | mm | A              | B(max) | Plug | t    | t1   |
| 1/4"   | 8  | 81             | 55     | 1/4" | 2.4  | 2.4  |
| 3/8"   | 10 | 81             | 57     | 1/4" | 2.5  | 2.5  |
| 1/2"   | 15 | 81             | 70     | 3/8" | 2.54 | 2.54 |
| 3/4"   | 20 | 95             | 72     | 3/8" | 3    | 3    |
| 1"     | 25 | 102            | 78     | 1/2" | 4.06 | 4.06 |
| 1 1/4" | 32 | 127            | 92     | 1/2" | 4.83 | 4.83 |
| 1 1/2" | 40 | 146            | 118    | 1/2" | 4.83 | 4.83 |
| 2"     | 50 | 177            | 120    | 1/2" | 5.59 | 5.59 |
| 2 1/2" | 65 | 234            | 136    | 3/4" | 5.59 | 5.59 |

### DI FLANGED WYE STRAINER

| PART #   | LIST PRICE | DESCRIPTION                                      |
|----------|------------|--|
| 9642FL4  |            | DI FLGD Y Strainer, Graphite Gasket, 4"/DN100    |
| 9642FL6  |            | DI FLGD Y Strainer, Graphite Gasket, 6"/DN150    |
| 9642FL8  |            | DI FLGD Y Strainer, Graphite Gasket, 8"/DN200    |
| 9642FL10 |            | DI FLGD Y Strainer, Graphite Gasket, 10"/DN250   |
| 9642FL12 |            | DI FLGD Y Strainer, Graphite Gasket, 12"/DN300   |
| 9642FL2  |            | DI FLGD Y Strainer, Graphite Gasket, 2"/DN50     |
| 9642FL25 |            | DI FLGD Y Strainer, Graphite Gasket, 2 1/2"/DN65 |
| 9642FL3  |            | DI FLGD Y Strainer, Graphite Gasket, 3"/DN80     |



| SIZE |     | DIMENSIONS(MM) |     |       |      |          |     |
|------|-----|----------------|-----|-------|------|----------|-----|
| inch | mm  | L              | D   | D1    | b    | n-Ød     | H   |
| 2    | 50  | 200            | 152 | 120.5 | 16   | 4-Ø19.1  | 155 |
| 2.5  | 65  | 254            | 178 | 139.5 | 17.5 | 4-Ø19.1  | 165 |
| 3    | 80  | 257            | 191 | 152.5 | 19   | 4-Ø19.1  | 180 |
| 4    | 100 | 308            | 229 | 190.5 | 24   | 8-Ø19.1  | 229 |
| 5    | 125 | 397            | 254 | 216   | 24   | 8-Ø22.2  | 285 |
| 6    | 150 | 470            | 279 | 241.5 | 25.5 | 8-Ø22.2  | 311 |
| 8    | 200 | 549            | 343 | 298.5 | 28.5 | 8-Ø22.2  | 394 |
| 10   | 250 | 654            | 406 | 362   | 30.5 | 12-Ø25.4 | 487 |
| 12   | 300 | 759            | 483 | 432   | 32   | 12-Ø25.4 | 547 |



WARNING: This product can expose you to chemicals, including lead, which are known to the State of California to cause cancer and birth defects or other reproductive harm. For more information, visit www.P65Warnings.ca.gov

# GATE VALVES

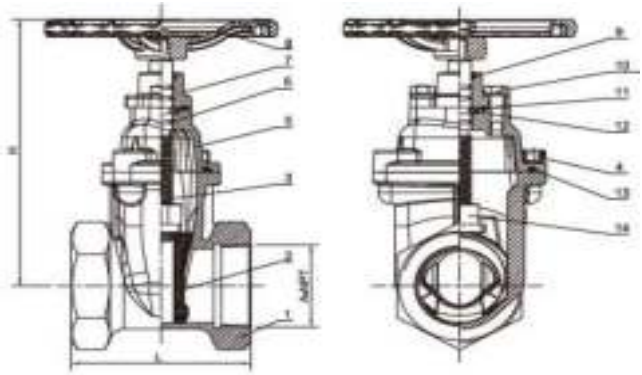
## VALVES

### IPS X IPS GATE VALVE



| PART #   | LIST PRICE DESCRIPTION                              |
|----------|---|
| 9640TH2  | 2 DI, IPS X IPS Gate Valve, NRS with EPDM Wedge     |
| 9640TH25 | 2 1/2 DI, IPS X IPS Gate Valve, NRS with EPDM Wedge |
| 9640TH3  | 3 DI, IPS X IPS Gate Valve, NRS with EPDM Wedge     |
| 9640TH4  | 4 DI, IPS X IPS Gate Valve, NRS with EPDM Wedge     |
| 9640TH6  | 6 DI, IPS X IPS Gate Valve, NRS with EPDM Wedge     |

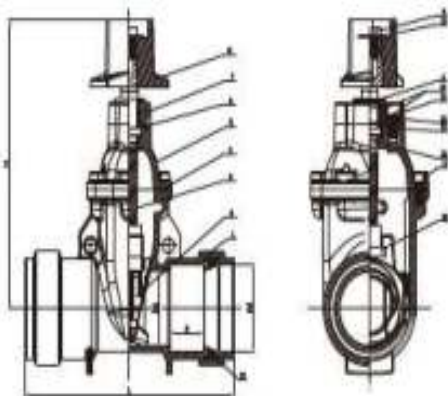
| SIZE |     | DIMENSIONS(MM) |     |
|------|-----|----------------|-----|
| inch | mm  | L              | H   |
| 2"   | 50  | 127            | 210 |
| 2.5" | 65  | 140            | 232 |
| 3"   | 80  | 150            | 281 |
| 4"   | 100 | 190            | 316 |
| 5"   | 125 | 210            | 367 |



### RT X RT GATE VALVE (PUSH-ON)



| PART #   | LIST PRICE DESCRIPTION                      |
|----------|---|
| 9640RT2  | 2 DI, RT X RT Gate Valve, NRS W/ OP Nut     |
| 9640RT25 | 2 1/2 DI, RT X RT Gate Valve, NRS W/ OP Nut |
| 9640RT3  | 3 DI, RT X RT Gate Valve, NRS W/ OP Nut     |
| 9640RT4  | 4 DI, RT X RT Gate Valve, NRS W/ OP Nut     |
| 9640RT6  | 6 DI, RT X RT Gate Valve, NRS W/ OP Nut     |
| 9640RT8  | 8 DI, RT X RT Gate Valve, NRS W/ OP Nut     |

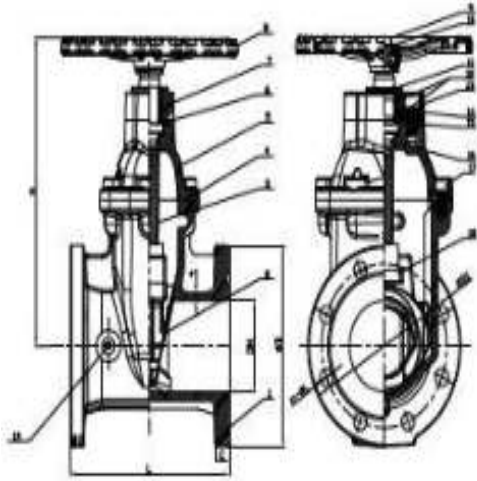


| SIZE |     | PIPE O.D.            | DIMENSIONS(MM) |     |     |       |
|------|-----|----------------------|----------------|-----|-----|-------|
| inch | mm  | Average O.D. In.(mm) | L              | H   | A   | d     |
| 2"   | 50  | 2.375(50.32)         | 260            | 278 | 50  | 62    |
| 2.5" | 65  | 2.575(73.02)         | 273            | 300 | 53  | 75    |
| 3"   | 80  | 3.500(88.90)         | 305            | 321 | 57  | 90.5  |
| 4"   | 100 | 4.500(114.30)        | 350            | 375 | 57  | 117.5 |
| 6"   | 150 | 5.525(168.26)        | 428            | 455 | 95  | 172.5 |
| 8"   | 200 | 5.625(219.06)        | 470            | 565 | 110 | 222   |

WARNING: This product can expose you to chemicals, including lead, which are known to the State of California to cause cancer and birth defects or other reproductive harm. For more information, visit www.P65Warnings.ca.gov

**GATE VALVES**

## VALVES

**FL X FL GATE VALVE**

| PART #   | LIST PRICE | DESCRIPTION   |
|----------|------------|---|
| 9640FL2  |            | 2 DI, FL X FL Gate Valve, NRS W/ OP Nut and H/W     |
| 9640FL25 |            | 2 1/2 DI, FL X FL Gate Valve, NRS W/ OP Nut and H/W |
| 9640FL3  |            | 3 DI, FL X FL Gate Valve, NRS W/ OP Nut and H/W     |
| 9640FL4  |            | 4 DI, FL X FL Gate Valve, NRS W/ OP Nut and H/W     |
| 9640FL6  |            | 6 DI, FL X FL Gate Valve, NRS W/ OP Nut and H/W     |
| 9640FL8  |            | 8 DI, FL X FL Gate Valve, NRS W/ OP Nut and H/W     |

| SIZE |     | DIMENSIONS(MM) |     |     |       |      |          |
|------|-----|----------------|-----|-----|-------|------|----------|
| inch | mm  | L              | H   | D   | D1    | C    | n-φL     |
| 2    | 50  | 176            | 254 | 152 | 120.7 | 15   | 4-φ19.1  |
| 2.5  | 65  | 190            | 275 | 178 | 139.7 | 17.5 | 4-φ19.1  |
| 3    | 80  | 203            | 301 | 191 | 152.4 | 19.1 | 4-φ19.1  |
| 4    | 100 | 229            | 355 | 229 | 190.5 | 19.1 | 8-φ19.1  |
| 5    | 125 | 254            | 393 | 254 | 215.9 | 19.1 | 8-φ22.2  |
| 6    | 150 | 267            | 448 | 279 | 241.3 | 19.1 | 8-φ22.2  |
| 8    | 200 | 292            | 548 | 343 | 290.5 | 22.2 | 8-φ22.2  |
| 10   | 250 | 330            | 626 | 405 | 362   | 23.5 | 12-φ25.4 |
| 12   | 300 | 356            | 722 | 463 | 431.5 | 25.4 | 12-φ25.4 |



**WARNING:** This product can expose you to chemicals, including lead, which are known to the State of California to cause cancer and birth defects or other reproductive harm. For more information, visit [www.P65warnings.ca.gov](http://www.P65warnings.ca.gov)

# VERTICAL POST INDICATORS

## VALVES

### VERTICAL POST INDICATORS



#### Material Specifications

| PART             | MATERIAL        | ASTM SPECIFICATION  |
|------------------|-----------------|---------------------|
| Post Head        | Gray Cast Iron  | A126 Class B        |
| Operating Wrench | Ductile Iron    | A536 Grade 65-45-12 |
| Retaining Ring   | Stainless Steel | A276 Type 304       |
| Weather Cap      | Polyethylene    | Commercial          |
| Threaded Sleeve  | Stainless Steel | A276 Type 304       |
| Pipe Plug        | Malleable Iron  | A47 Grade 22010     |
| Target Plate     | Aluminum Alloy  | ASTM B26            |
| Screw            | Carbon Steel    | A105                |
| Target Plate     | Aluminum Alloy  | ASTM B26            |
| Windows          | Plexiglass      | Commercial          |
| Gasket           | Rubber          | D2000 NBR           |
| Upper Barrel     | Carbon Steel    | A53 Type S Grade B  |
| Lower Barrel     | Carbon Steel    | A53 Type S Grade B  |
| Upper Rod        | Carbon Steel    | A53 Type S Grade B  |
| Lower Rod        | Carbon Steel    | A53 Type S Grade B  |
| Base Flange      | Cast Iron       | A126 Class B        |
| Locking Bolts    | Carbon Steel    | A307 Grade B        |
| Locking Nuts     | Carbon Steel    | A 105               |
| Cotter Pin       | Stainless Steel | A276 Type 304       |

#### Specifications

Meet or Exceed the Requirements of NFPA 24 Standard.  
 Indicates the State of the Valve OPEN or SHUT Position.  
 Target Nut to allow 13 to 45 Turns.  
 "L" Shaped Wrench Handle fitting with a Secure Padlock (provided by user).  
 Protected Windows.  
 Telescoping Operating Rod.  
 Easily Adjustable Indicator OPEN and SHUT Targets.  
 UL/ULC 789 Listed and FM1110 Approved.  
 GOST Certification.

#### Corrosion Protection

Spray Painted Interior and Exterior to AWWA C550 Standard.  
 Stand Barrel: Black Bitumen Coated.

#### Options

Fusion Bonded Coating Interior and Exterior.  
 Tapped Supervisory Tamper Switch.  
 Stainless Steel Fasteners: A2-70 or A4-70.

#### Dimension Data for Vertical Indicator Post (mm/inch)

| SIZE                 | 4            | 6             | 8             | 10            | 12            | 14            |
|----------------------|--------------|---------------|---------------|---------------|---------------|---------------|
| <b>TURNS TO OPEN</b> | 13           | 20            | 26            | 33            | 39            | 45            |
| <b>H0</b>            | 252/<br>9.92 | 355/<br>13.97 | 444/<br>17.48 | 535/<br>21.06 | 617/<br>24.29 | 727/<br>28.62 |

L = Adjustable Bury Depth Range

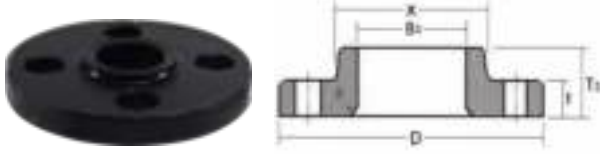
| L          | A         | B         |
|------------|-----------|-----------|
| <b>MIN</b> | 459/18.25 | 915/36    |
| <b>MAX</b> | 1003/39.5 | 1537/60.5 |

| PART #     | SIZE        | LIST |
|------------|-------------|------|
| 9600IPA412 | Fits 4"-12" |      |

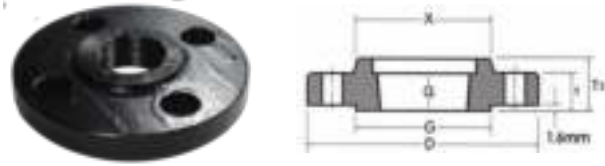
WARNING: This product can expose you to chemicals, including lead, which are known to the State of California to cause cancer and birth defects or other reproductive harm. For more information, visit www.P65Warnings.ca.gov

**FORGED STEEL FLANGES**

VALVES

ASTMA105  
ASME SA105  
ANSI B16.5**CARBON STEEL FLANGES**• A105 Forged Steel • CLASS 150  
( 1-1/2 thru 6" available in #316 Stainless Steel add SS to part# )**SLIP-ON 1/16" RAISED FACE CARBON STEEL FLANGE**

| PART # | SIZE   | LIST PRICE |
|--------|--------|------------|
|        | 1/2"   | ---        |
|        | 3/4"   | ---        |
|        | 1"     | ---        |
|        | 1-1/4" | ---        |
| 107024 | 1-1/2" | ---        |
| 107025 | 2"     | ---        |
| 107026 | 2-1/2" | ---        |
| 107027 | 3"     | ---        |
| 107029 | 4"     | ---        |
| 107031 | 6"     | ---        |
| 107032 | 8"     | ---        |
|        | 10"    | ---        |
|        | 12"    | ---        |

**THREADED 1/16" RAISED FACE CARBON STEEL FLANGE**

| PART # | SIZE   | LIST PRICE |
|--------|--------|------------|
| 107060 | 1/2"   | ---        |
| 107061 | 3/4"   | ---        |
| 107062 | 1"     | ---        |
| 107063 | 1-1/4" | ---        |
| 107064 | 1-1/2" | ---        |
| 107065 | 2"     | ---        |
| 107066 | 2-1/2" | ---        |
| 107067 | 3"     | ---        |
| 107069 | 4"     | ---        |
| 107071 | 6"     | ---        |
| 107072 | 8"     | ---        |
| 107073 | 10"    | ---        |
|        | 12"    | ---        |

| NOMINAL PIPE SIZE | DEPTH OF SOCKET IN.<br>Y | DRILLING             |                 |                   | BOLTING                  |                     |                  |             | APPROXIMATE WEIGHT |                      |        |
|-------------------|--------------------------|----------------------|-----------------|-------------------|--------------------------|---------------------|------------------|-------------|--------------------|----------------------|--------|
|                   |                          | BOLT CIRCLE DIAMETER | NUMBER OF HOLES | DIAMETER OF HOLES | DIAMETER OF BOLTS (INCH) | MACHINE BOLT LENGTH | STUD BOLT LENGTH |             | WELDING NECK       | SLIP-ON AND THREADED | BLIND  |
|                   |                          |                      |                 |                   |                          |                     | RAISED FACE      | RAISED FACE |                    |                      |        |
| 1/2               | .382                     | 2.382                | 4               | .618              | 1/2                      | 2.00                | 2.252            | -           | 1.146              | 1.036                | 1.036  |
| 3/4               | .441                     | 2.752                | 4               | .618              | 1/2                      | 2.00                | 2.50             | -           | 2.028              | 1.653                | 1.389  |
| 1                 | .500                     | 3.118                | 4               | .618              | 1/2                      | 2.252               | 2.50             | 3.00        | 2.425              | 1.893                | 2.094  |
| 1-1/4             | .559                     | 3.50                 | 4               | .618              | 1/2                      | 2.252               | 2.752            | 3.252       | 3.086              | 3.086                | 3.086  |
| 1-1/2             | .618                     | 3.882                | 4               | .618              | 1/2                      | 2.50                | 2.752            | 3.252       | 3.99               | 3.109                | 3.571  |
| 2                 | .689                     | 4.752                | 4               | .752              | 5/8                      | 2.752               | 3.252            | 3.752       | 6.173              | 4.982                | 5.82   |
| 2-1/2             | .752                     | 5.5                  | 4               | .752              | 5/8                      | 3.00                | 3.50             | 4.00        | 9.436              | 7.562                | 8.951  |
| 3                 | .811                     | 6.0                  | 4               | .752              | 5/8                      | 3.00                | 3.50             | 4.00        | 11.42              | 8.818                | 11.023 |
| 4                 | .941                     | 7.50                 | 8               | .752              | 5/8                      | 3.00                | 3.50             | 4.00        | 16.138             | 12.677               | 16.535 |
| 6                 | 1.059                    | 9.50                 | 8               | .882              | 3/4                      | 3.252               | 4.00             | 4.50        | 24.824             | 17.196               | 26.455 |
| 8                 | 1.252                    | 11.752               | 8               | .882              | 3/4                      | 3.50                | 4.252            | 4.752       | 39.683             | 28.66                | 44.092 |
| 10                | 1.311                    | 14.252               | 12              | 1.00              | 7/8                      | 4.00                | 4.50             | 5.00        | 55.116             | 37.699               | 66.139 |
| 12                | 1.559                    | 17                   | 12              | 1.00              | 7/8                      | 4.00                | 4.752            | 5.252       | 85.936             | 61.024               | 97.003 |

WARNING: This product can expose you to chemicals, including lead, which are known to the State of California to cause cancer and birth defects or other reproductive harm. For more information, visit www.P65Warnings.ca.gov



# FORGED STEEL FLANGES

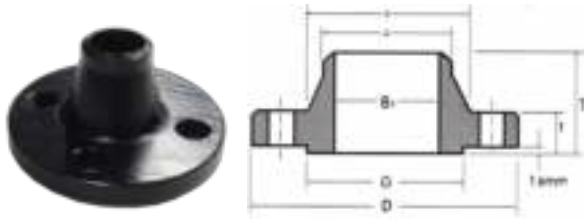
## VALVES

ASTMA105  
ASME SA105  
ANSI B16.5

• A105 Forged Steel

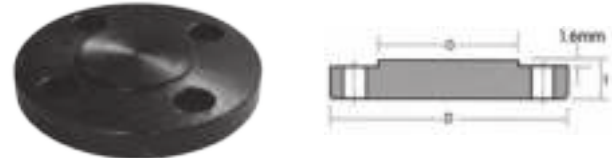
• CLASS 150

( 1-1/2 thru 6" available in #316 Stainless Steel add SS to part# )



**WELD NECK CARBON STEEL FLANGE**

| PART # | SIZE   | LIST PRICE |
|--------|--------|------------|
|        | 1/2"   | ---        |
|        | 3/4"   | ---        |
|        | 1"     | ---        |
|        | 1-1/4" | ---        |
| 107004 | 1-1/2" | ---        |
| 107005 | 2"     | ---        |
|        | 2-1/2" | ---        |
| 107007 | 3"     | ---        |
| 107009 | 4"     | ---        |
| 107011 | 6"     | ---        |



**BLIND 1/16" RAISED FACE  
CARBON STEEL FLANGE**

| PART # | SIZE   | LIST PRICE |
|--------|--------|------------|
|        | 1/2"   | ---        |
|        | 3/4"   | ---        |
| 107042 | 1"     | ---        |
|        | 1-1/4" | ---        |
| 107044 | 1-1/2" | ---        |
| 107045 | 2"     | ---        |
|        | 2-1/2" | ---        |
| 107047 | 3"     | ---        |
| 107049 | 4"     | ---        |
|        | 6"     | ---        |

| NOMINAL<br>PIPE SIZE | OUTSIDE<br>DIAMETER | O.D OF<br>RAISED FACE | DIAMETER AT<br>BASE OF HUB | THICKNESS | BORE                              |                 | LENGTH THRU HUB |  |
|----------------------|---------------------|-----------------------|----------------------------|-----------|-----------------------------------|-----------------|-----------------|--|
|                      |                     |                       |                            |           | WELDING<br>NECK SOCKET<br>WELDING | WELDING<br>NECK | WELDING<br>NECK | SLIP-ON<br>THREADED<br>SOCKET<br>WELDING |
|                      |                     |                       |                            |           | B1                                | T1              | T2              |  |
| D                    | G                   | X                     | T                          | B1        | T1                                | T2              |                 |  |
| 1/2                  | 3.504               | 1.382                 | 1.189                      | .441      | .618                              | 1.882           | .618            |  |
| 3/4                  | 3.898               | 1.689                 | 1.50                       | .50       | .819                              | 2.059           | .618            |  |
| 1                    | 4.252               | 2.00                  | 1.941                      | .559      | 1.051                             | 2.189           | .689            |  |
| 1-1/4                | 4.606               | 2.50                  | 2.311                      | .618      | 1.382                             | 2.252           | .811            |  |
| 1-1/2                | 5.00                | 2.882                 | 2.559                      | .689      | 1.610                             | 2.441           | .882            |  |
| 2                    | 5.984               | 3.618                 | 3.059                      | .752      | 2.071                             | 2.50            | 1.00            |  |
| 2-1/2                | 7.008               | 4.118                 | 3.559                      | .882      | 2.469                             | 2.752           | 1.118           |  |
| 3                    | 7.52                | 5.00                  | 4.252                      | .941      | 3.071                             | 2.752           | 1.189           |  |
| 4                    | 9.016               | 6.189                 | 5.311                      | .941      | 4.031                             | 3.00            | 1.311           |  |
| 6                    | 10.984              | 8.50                  | 7.559                      | 1.00      | 6.071                             | 3.50            | 1.559           |  |
| 8                    | 13.504              | 10.618                | 9.689                      | 1.118     | 7.980                             | 4.00            | 1.752           |  |
| 10                   | 15.984              | 12.752                | 12.00                      | 1.189     | 10.02                             | 4.00            | 1.941           |  |
| 12                   | 19.016              | 15.00                 | 14.382                     | 1.252     | 12.00                             | 4.50            | 2.189           |  |

WARNING: This product can expose you to chemicals, including lead, which are known to the State of California to cause cancer and birth defects or other reproductive harm. For more information, visit [www.P65Warnings.ca.gov](http://www.P65Warnings.ca.gov)

**BLACK AND GALV. DUCTILE IRON REDUCING COMPANION FLANGES**

VALVES

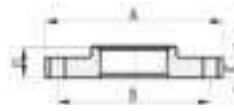
**THREADED COMPANION FLANGE CLASS 125 PATTERN (BLACK & GALVANIZED)**

\* Dimensions, faced and drilled in accordance with asme b16.42/Awwa c110

\* Coating: available in black electrophoretic coating and hot dip galvanized\* hot-dipped galvanized conform to astm a153; companion flange threads conform to asme b1.201

\* Application: waterworks, pump, irrigation

\* 150psi

**BLACK**

| PART # | DESCRIPTION (DI FLANGE) | A (INCH) | B (INCH) | C (INCH) | D (INCH) | BOLT HOLE SIZE | NO. OF HOLES | UNIT WEIGHT (KG) |     |
|--------|-------------------------|----------|----------|----------|----------|----------------|--------------|------------------|-----|
| 108075 | 3" x 2"                 | 7.50     | 6.00     | 0.75     | 1.19     | φ0.75          | 4            | 4.3827           | --- |
| 108076 | 3" x 2-1/2"             | 7.50     | 6.00     | 0.75     | 1.19     | φ0.75          | 4            | 4.2013           | --- |
| 108077 | 4" x 1-1/2"             | 9.00     | 7.50     | 0.94     | 1.31     | φ0.75          | 8            | 6.8352           | --- |
| 108088 | 4" x 2"                 | 9.00     | 7.50     | 0.94     | 1.31     | φ0.75          | 8            | 6.4168           | --- |
| 108089 | 4" x 2-1/2"             | 9.00     | 7.50     | 0.94     | 1.31     | φ0.75          | 8            | 6.3343           | --- |
| 108090 | 4" x 3"                 | 9.00     | 7.50     | 0.94     | 1.31     | φ0.75          | 8            | 6.081            | --- |
| 108091 | 5" x 4"                 | 10.00    | 8.50     | 0.94     | 1.44     | φ0.875         | 8            | 6.8761           | --- |
| 108094 | 6" x 2"                 | 11.00    | 9.50     | 1.00     | 1.56     | φ0.875         | 8            | 10.6349          | --- |
| 108095 | 6" x 3"                 | 11.00    | 9.50     | 1.00     | 1.56     | φ0.875         | 8            | 10.1831          | --- |
| 108092 | 6" x 4"                 | 11.00    | 9.50     | 1.00     | 1.56     | φ0.875         | 8            | 9.4563           | --- |
| 108096 | 8" x 4"                 | 13.50    | 11.75    | 1.12     | 1.75     | φ0.875         | 8            | 17.1296          | --- |
| 108097 | 8" x 6"                 | 13.50    | 11.75    | 1.12     | 1.75     | φ0.875         | 8            | 15.2184          | --- |
| 108098 | 8" x 2"                 | 16.00    | 14.25    | 1.19     | 1.94     | φ1             | 12           | 26.54            | --- |
| 108099 | 8" x 3"                 | ---      | ---      | ---      | ---      | ---            | ---          | ---              | --- |
| 108100 | 10" x 2"                | ---      | ---      | ---      | ---      | ---            | ---          | ---              | --- |
| 108101 | 12" x 2"                | ---      | ---      | ---      | ---      | ---            | ---          | ---              | --- |

**GALVANIZED**

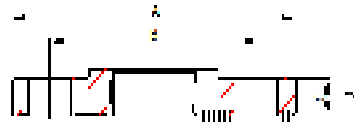
|        |             |       |       |      |      |        |   |         |     |
|--------|-------------|-------|-------|------|------|--------|---|---------|-----|
| 108031 | 2-1/2" x 2" | 6.00  | 4.75  | 0.75 | 1.19 | φ0.75  | 4 | 3.623   | --- |
| 108032 | 3" x 2"     | 7.50  | 6.00  | 0.75 | 1.19 | φ0.75  | 4 | 4.3827  | --- |
| 108033 | 3" x 2-1/2" | 7.50  | 6.00  | 0.75 | 1.19 | φ0.75  | 4 | 4.2013  | --- |
| 108034 | 4" x 2"     | 9.00  | 7.50  | 0.94 | 1.31 | φ0.75  | 8 | 6.4168  | --- |
| 108035 | 4" x 2-1/2" | 9.00  | 7.50  | 0.94 | 1.31 | φ0.75  | 8 | 6.3343  | --- |
| 108036 | 4" x 3"     | 9.00  | 7.50  | 0.94 | 1.31 | φ0.75  | 8 | 6.081   | --- |
| 108038 | 6" x 2"     | 11.00 | 9.50  | 1.00 | 1.56 | φ0.875 | 8 | 10.6349 | --- |
| 108039 | 6" x 2-1/2" | 11.00 | 9.50  | 1.00 | 1.56 | φ0.875 | 8 | 10.5386 | --- |
| 108037 | 6" x 4"     | 11.00 | 9.50  | 1.00 | 1.56 | φ0.875 | 8 | 9.4563  | --- |
| 108040 | 8" x 4"     | 13.50 | 11.75 | 1.12 | 1.75 | φ0.875 | 8 | 17.1296 | --- |
| 108041 | 8" x 6"     | 13.50 | 11.75 | 1.12 | 1.75 | φ0.875 | 8 | 15.2184 | --- |

**WARNING:** This product can expose you to chemicals, including lead, which are known to the State of California to cause cancer and birth defects or other reproductive harm. For more information, visit [www.P65Warnings.ca.gov](http://www.P65Warnings.ca.gov)

# BLACK AND GALVANIZED COMPANION FLANGES

VALVES

## DUCTILE IRON THREADED COMPANION FLANGES



\*Dimensions, faced and drilled in accordance with asme b16.42/Awwa c110

\*Coating: available in black electrophoretic coating and hot dip galvanized

\*Hot-dipped galvanized conform to astm a153; companion flange threads conform to asme b1.201

\*Application: water-works, pump, irrigation

### BLACK

| PART # (BLACK) | DESCRIPTION (THREADED) | SIZE (INCH) | A (INCH) | B (INCH) | C (INCH) | D (INCH) | BOLT HOLE SIZE | NO. OF HOLES | UNIT WEIGHT (KG) |     |
|----------------|------------------------|-------------|----------|----------|----------|----------|----------------|--------------|------------------|-----|
| 108062         | 1 150                  | 1"          | 4.25     | 3.12     | 0.44     | 0.75     | φ0.625         | 4            | 0.8347           | --- |
| 108063         | 1 1/4 150              | 1-1/4"      | 4.62     | 3.5      | 0.5      | 0.81     | φ0.625         | 4            | 1.0797           | --- |
| 108064         | 1 1/2 150              | 1-1/2"      | 5        | 3.88     | 0.56     | 0.88     | φ0.625         | 4            | 1.3217           | --- |
| 108065         | 2 150                  | 2"          | 6        | 4.75     | 0.62     | 1        | φ0.75          | 4            | 2.1457           | --- |
| 108066         | 2 1/2 150              | 2-1/2"      | 7        | 5.5      | 0.69     | 1.12     | φ0.75          | 4            | 3.4182           | --- |
| 108067         | 3 150                  | 3"          | 7.5      | 6        | 0.75     | 1.19     | φ0.75          | 4            | 3.9051           | --- |
| 108069         | 4 150                  | 4"          | 9        | 7.5      | 0.94     | 1.31     | φ0.75          | 8            | 5.5254           | --- |
| 108071         | 6 150                  | 6"          | 11       | 9.5      | 1        | 1.56     | φ0.875         | 8            | 7.5328           | --- |
| 108072         | 8 150                  | 8"          | 13.5     | 11.75    | 1.12     | 1.75     | φ0.875         | 8            | 13.0201          | --- |
| 108073         | 10 150                 | 10"         | 16       | 14.25    | 1.19     | 1.94     | φ1             | 12           | 22.854           | --- |
| 108074         | 12 150                 | 12"         | 19       | 17       | 1.25     | 2.19     | φ1             | 12           | 26.5451          | --- |

### GALVANIZED

|        |           |        |     |      |      |      |        |   |        |     |
|--------|-----------|--------|-----|------|------|------|--------|---|--------|-----|
| 108025 | 2 150     | 2"     | 6   | 4.75 | 0.62 | 1    | φ0.75  | 4 | 2.1457 | --- |
| 108026 | 2 1/2 150 | 2-1/2" | 7   | 5.5  | 0.69 | 1.12 | φ0.75  | 4 | 3.4182 | --- |
| 108027 | 3 150     | 3"     | 7.5 | 6    | 0.75 | 1.19 | φ0.75  | 4 | 3.9051 | --- |
| 108028 | 4 150     | 4"     | 9   | 7.5  | 0.94 | 1.31 | φ0.75  | 8 | 5.5254 | --- |
| 108029 | 6 150     | 6"     | 11  | 9.5  | 1    | 1.56 | φ0.875 | 8 | 7.5328 | --- |

### BLIND FLANGES



| PART # (BLACK) | DESCRIPTION (THREADED) | SIZE (INCH) | A (INCH) | B (INCH) | C (INCH) | BOLT HOLE SIZE | NO. OF HOLES | UNIT WEIGHT (KG) |  |
|----------------|------------------------|-------------|----------|----------|----------|----------------|--------------|------------------|--|
| 108065BF       |                        | 2"          | 6        | 4.75     | 0.62     | φ0.75          | 4            | 2.3731           |  |
| 108067BF       |                        | 3"          | 7.5      | 6        | 0.94     | φ0.75          | 4            | 4.8547           |  |
| 108069BF       |                        | 4"          | 9        | 7.5      | 0.94     | φ0.75          | 8            | 6.5341           |  |
| 108071BF       |                        | 5"          | 10       | 8.5      | 0.94     | φ0.875         | 8            | 7.9894           |  |
| 108070BF       |                        | 6"          | 11       | 9.5      | 1        | φ0.875         | 8            | 10.811           |  |
| 108072BF       |                        | 8"          | 13.5     | 11.75    | 1.12     | φ0.875         | 8            | 18.6264          |  |
| 108073BF       |                        | 10"         | 16       | 14.25    | 1.19     | φ1             | 12           | 26.2487          |  |

WARNING: This product can expose you to chemicals, including lead, which are known to the State of California to cause cancer and birth defects or other reproductive harm. For more information, visit www.P65Warnings.ca.gov

**GASKET SETS**

VALVES

**#150 BOLT & GASKET SET W/ PLATED STEEL BOLTS/NUTS  
& FULL FACE RED RUBBER GASKETS**

| PART # | SIZE                     | LIST PRICELIST |
|--------|--------------------------|----------------|
| 987245 | 2" Bolt & Gasket Set     |                |
| 987246 | 2-1/2" Bolt & Gasket Set |                |
| 987247 | 3" Bolt & Gasket Set     |                |
| 987248 | 4" Bolt & Gasket Set     |                |
| 987249 | 5" Bolt & Gasket Set     |                |
| 987250 | 6" Bolt & Gasket Set     |                |
| 987251 | 8" Bolt & Gasket Set     |                |
| 987252 | 10" Bolt & Gasket Set    |                |
| 987253 | 12" Bolt & Gasket Set    |                |

**#150 BOLT & GASKET SET W/ PLATED STEEL BOLTS/NUTS & NON-ASBESTOS GASKETS**

| PART # | SIZE                     | LIST PRICELIST PRICELIST |
|--------|--------------------------|--------------------------|
| 987254 | 2" Bolt & Gasket Set     |                          |
| 987255 | 2-1/2" Bolt & Gasket Set |                          |
| 987256 | 3" Bolt & Gasket Set     |                          |
| 987257 | 4" Bolt & Gasket Set     |                          |
| 987258 | 5" Bolt & Gasket Set     |                          |
| 987259 | 6" Bolt & Gasket Set     |                          |
| 987260 | 8" Bolt & Gasket Set     |                          |
| 987261 | 10" Bolt & Gasket Set    |                          |
| 987262 | 12" Bolt & Gasket Set    |                          |

**#150 BOLT & GASKET SET W/ 304SS BOLTS/NUTS & FULL FACE RED RUBBER GASKETS**

| PART # | SIZE                     | LIST PRICELIST PRICELIST |
|--------|--------------------------|--------------------------|
| 988245 | 2" Bolt & Gasket Set     |                          |
| 988246 | 2-1/2" Bolt & Gasket Set |                          |
| 988247 | 3" Bolt & Gasket Set     |                          |
| 988248 | 4" Bolt & Gasket Set     |                          |
| 988249 | 5" Bolt & Gasket Set     |                          |
| 988250 | 6" Bolt & Gasket Set     |                          |
| 988251 | 8" Bolt & Gasket Set     |                          |
| 988252 | 10" Bolt & Gasket Set    |                          |
| 988253 | 12" Bolt & Gasket Set    |                          |

**WARNING:** This product can expose you to chemicals, including lead, which are known to the State of California to cause cancer and birth defects or other reproductive harm. For more information, visit [www.P65Warnings.ca.gov](http://www.P65Warnings.ca.gov)

# GASKET SETS

VALVES

## #150 BOLT & GASKET SET W/ 304SS BOLTS/NUTS & NON-ASBESTOS GASKETS



| PART # | SIZE                     | LIST PRICELIST |
|--------|--------------------------|----------------|
| 988254 | 2" Bolt & Gasket Set     |                |
| 988255 | 2-1/2" Bolt & Gasket Set |                |
| 988256 | 3" Bolt & Gasket Set     |                |
| 988257 | 4" Bolt & Gasket Set     |                |
| 988258 | 5" Bolt & Gasket Set     |                |
| 988259 | 6" Bolt & Gasket Set     |                |
| 988260 | 8" Bolt & Gasket Set     |                |
| 988261 | 10" Bolt & Gasket Set    |                |
| 988262 | 12" Bolt & Gasket Set    |                |

## FULL FACE RED RUBBER GASKET



| PART # | SIZE          | LIST PRICELIST PRICELIST |
|--------|---------------|--------------------------|
| 988400 | 2" Gasket     |                          |
| 988401 | 2-1/2" Gasket |                          |
| 988402 | 3" Gasket     |                          |
| 988403 | 4" Gasket     |                          |
| 988404 | 5" Gasket     |                          |
| 988405 | 6" Gasket     |                          |
| 988406 | 8" Gasket     |                          |
| 988407 | 10" Gasket    |                          |
| 988408 | 12" Gasket    |                          |

## NON-ASBESTOS RING GASKET



| PART # | SIZE          | LIST PRICELIST PRICELIST |
|--------|---------------|--------------------------|
| 987400 | 2" Gasket     |                          |
| 987401 | 2-1/2" Gasket |                          |
| 987402 | 3" Gasket     |                          |
| 987403 | 4" Gasket     |                          |
| 987404 | 5" Gasket     |                          |
| 987405 | 6" Gasket     |                          |
| 987406 | 8" Gasket     |                          |
| 987407 | 10" Gasket    |                          |
| 987408 | 12" Gasket    |                          |

WARNING: This product can expose you to chemicals, including lead, which are known to the State of California to cause cancer and birth defects or other reproductive harm. For more information, visit [www.P65Warnings.ca.gov](http://www.P65Warnings.ca.gov)

**NIPPLES**

FITTINGS AND NIPPLES

**NIPPLES & FITTINGS****BRASS & BRONZE**

Brass Nipples - Sch 40  
 C/P Brass Nipples  
 Bronze Fittings  
 Lead Free Bronze Fittings  
 C/P Fittings  
 Bronze Drop Ear Elbows  
 Bronze Barbs for PL. Pipe  
 Steel Barbs for PL. Pipe  
 Lead Free Bronze Barbs for PL. Pipe  
 Stainless Steel Barbs for PL. Pipe  
 Stainless Steel Well Couplings  
 Stainless Steel Merchant Couplings

**STAINLESS STEEL**

Stainless Nipples  
 150# Cast SS Fittings

**BLACK & GALVANIZED**

Sch. 40 Welded Steel Nipples  
 Single Run  
 Nipple Assortments  
 Sch. 80 Seamless Steel nipple  
 Sch. XXS Seamless Steel Nipple  
 Groove Nipples  
 Merchant Couplings  
 API Line Couplings  
 Malleable Fittings  
 Steel Fittings  
 300# Malleable  
 Bull Plugs and Swages  
 Forged Steel Fanges  
 Companion Flanges  
 Blind Flanges

**WARNING:** This product can expose you to chemicals, including Nickel, which are known to the State of California to cause cancer.  
 For more information, visit [www.P65Warnings.ca.gov](http://www.P65Warnings.ca.gov)



# BRASS NIPPLES



We hereby certify that to the best of our knowledge and belief the CDA 230 alloy seamless Red Brass Pipe from which our nipples are produced meet the requirements of ASTM Specifications B43 and is free of mercury contamination. The chemical analysis is 85% copper, 15% Zinc and conforms to federal Specifications WWN-351. Our brass nipples meet ANSI/ASTM B687-96 and MS51846 for standard brass nipples, and MS51872 for extra heavy brass nipples.

Threads: Nipples are threaded with American Standard taper pipe threads (NPT) in accordance with screw-thread standard for Federal Services Handbook H-58. ANSI B1.20.1

This product is certified by NSF to NSF/ANSI 61 for use in drinking water supplies of pH 6.5 and above.

- ASTM B43
- ANSI B1.20.1, WW-N-351
- ANSI/ ASTM B687-96
- NSF-61 Approved
- MS51846 STD Brass Nipples
- RoHS compliant

**SEE OUR WEBSITE FOR EXTRA HEAVY BRASS NIPPLES AND EXTRA HEAVY BRONZE FITTINGS**

| STANDARD RED BRASS 85%<br>PIPE WITH THREADED ENDS SPECIFICATIONS: |                     |       |                   |  |             |             |             |             |
|---|---------------------|-------|-------------------|--|-------------|-------------|-------------|-------------|
| PIPE SIZE<br>IN<br>INCHES   | DIMENSION IN INCHES |       |                   | ALLOWABLE PRESSURE<br>POUNDS PER SQUARE INCH |             |             |             |             |
|   | O.D.                | I.D.  | WALL<br>THICKNESS | STANDARD<br>SIZE (INCHES)                    | @<br>100° F | @<br>200° F | @<br>300° F | @<br>400° F |
| 1/8"  | .405                | .281  | .062              | 1/8"   | 370         | 370         | 320         | 140         |
| 1/4"  | .540                | .376  | .082              | 1/4"   | 870         | 870         | 760         | 330         |
| 3/8"  | .675                | .495  | .090              | 3/8"   | 890         | 890         | 780         | 340         |
| 1/2"  | .840                | .626  | .107              | 1/2"   | 900         | 900         | 790         | 340         |
| 3/4"  | 1.050               | .822  | .114              | 3/4"   | 810         | 810         | 710         | 310         |
| 1"  | 1.315               | 1.063 | .126              | 1"   | 630         | 630         | 560         | 240         |
| 1-1/4"  | 1.660               | 1.368 | .146              | 1-1/4"                                       | 690         | 690         | 610         | 260         |
| 1-1/2"  | 1.900               | 1.600 | .150              | 1-1/2"                                       | 630         | 630         | 560         | 240         |
| 2"  | 2.375               | 2.063 | .156              | 2"   | 540         | 540         | 480         | 210         |
| 2-1/2"  | 2.875               | 2.501 | .187              | 2-1/2"                                       | 450         | 450         | 390         | 170         |
| 3"  | 3.500               | 3.062 | .219              | 3"   | 510         | 510         | 450         | 190         |
| 3-1/2"  | 4.000               | 3.500 | .250              | 3-1/2"                                       | 570         | 570         | 500         | 220         |
| 4"  | 4.500               | 4.000 | .250              | 4"   | 510         | 510         | 440         | 190         |
| 4-1/2"  | 5.000               | 4.500 | .250              | 5"   | 410         | 410         | 360         | 160         |
| 5"  | 5.563               | 5.063 | .250              | 6"   | 340         | 340         | 300         | 130         |
| 6"  | 6.625               | 6.125 | .250              |  |             |             |             |             |

No-Lead 125LB seamless Threaded Red Brass Nipples - 2200



**WARNING:** This product can expose you to chemicals, including Nickel, which are known to the State of California to cause cancer. For more information, visit [www.P65Warnings.ca.gov](http://www.P65Warnings.ca.gov)

# BRASS SCH 40 SEAMLESS

FITTINGS AND NIPPLES

113RB



1/8" - 27



1/8" DIAMETER SCH 40 SEAMLESS

| PART # | LENGTH         | BOX/CASE | APPROX. WT. LBS. | LIST |
|--------|----------------|----------|------------------|------|
| 40001  | Close ( 3/4" ) | 25/400   | 0.02             | ---  |
| 40002  | x 1-1/2"       | 25/400   | 0.03             | ---  |
| 40003  | x 2"           | 25/400   | 0.04             | ---  |
| 40004  | x 2-1/2"       | 25/400   | 0.05             | ---  |
| 40005  | x 3"           | 25/400   | 0.06             | ---  |
| 40006  | x 3-1/2"       | 25/400   | 0.07             | ---  |
| 40007  | x 4"           | 25/400   | 0.08             | ---  |
| 40008  | x 4-1/2"       | 25/400   | 0.10             | ---  |
| 40009  | x 5"           | 25/400   | 0.11             | ---  |
| 40010  | x 5-1/2"       | 25/400   | 0.12             | ---  |
| 40011  | x 6"           | 25/400   | 0.13             | ---  |
| 40012  | x 7"           | 25/400   | 0.15             | ---  |
| 40013  | x 8"           | 25/400   | 0.17             | ---  |
| 40014  | x 9"           | 25/400   | 0.19             | ---  |
| 40015  | x 10"          | 25/400   | 0.21             | ---  |
| 40017  | x 12"          | 25/400   | 0.25             | ---  |



1/4"-18

1/4" DIAMETER SCH 40 SEAMLESS

| PART # | LENGTH         | BOX/CASE | APPROX. WT. LBS. | LIST |
|--------|----------------|----------|------------------|------|
| 40020  | Close ( 7/8" ) | 25/400   | 0.03             | ---  |
| 40021  | x 1-1/2"       | 25/400   | 0.05             | ---  |
| 40022  | x 2"           | 25/400   | 0.07             | ---  |
| 40023  | x 2-1/2"       | 25/400   | 0.09             | ---  |
| 40024  | x 3"           | 25/400   | 0.11             | ---  |
| 40025  | x 3-1/2"       | 25/400   | 0.13             | ---  |
| 40026  | x 4"           | 25/400   | 0.14             | ---  |
| 40027  | x 4-1/2"       | 25/400   | 0.16             | ---  |
| 40028  | x 5"           | 25/400   | 0.18             | ---  |
| 40029  | x 5-1/2"       | 25/400   | 0.20             | ---  |
| 40030  | x 6"           | 25/400   | 0.22             | ---  |
| 40031  | x 7"           | 25/200   | 0.25             | ---  |
| 40032  | x 8"           | 25/200   | 0.29             | ---  |
| 40034  | x 10"          | 25/200   | 0.36             | ---  |
| 40035  | x 11"          | 25/200   | 0.40             | ---  |
| 40036  | x 12"          | 25/200   | 0.43             | ---  |

WARNING: This product can expose you to chemicals, including Nickel, which are known to the State of California to cause cancer. For more information, visit [www.P65Warnings.ca.gov](http://www.P65Warnings.ca.gov)





# BRASS SCH 40 SEAMLESS

FITTINGS AND NIPPLES



**LEAD  
FREE**

3/8"-18

3/8" DIAMETER SCH 40 SEAMLESS

| PART # | LENGTH       | BOX/CASE | APPROX. WT. LBS. | LIST |
|--------|--------------|----------|------------------|------|
| 40040  | Close ( 1" ) | 25/400   | 0.05             | ---  |
| 40041  | x 1-1/2"     | 25/400   | 0.08             | ---  |
| 40042  | x 2"         | 25/400   | 0.10             | ---  |
| 40043  | x 2-1/2"     | 25/400   | 0.13             | ---  |
| 40044  | x 3"         | 25/400   | 0.16             | ---  |
| 40045  | x 3-1/2"     | 25/400   | 0.18             | ---  |
| 40046  | x 4"         | 25/400   | 0.21             | ---  |
| 40047  | x 4-1/2"     | 25/300   | 0.23             | ---  |
| 40048  | x 5"         | 25/300   | 0.26             | ---  |
| 40049  | x 5-1/2"     | 25/300   | 0.29             | ---  |
| 40050  | x 6"         | 25/300   | 0.31             | ---  |
| 40051  | x 7"         | 25/200   | 0.36             | ---  |
| 40052  | x 8"         | 25/150   | 0.42             | ---  |
| 40054  | x 10"        | 25/100   | 0.52             | ---  |
| 40056  | x 12"        | 25/100   | 0.62             | ---  |

113RB



**LEAD  
FREE**

1/2" - 14

1/2" DIAMETER SCH 40 SEAMLESS

| PART # | LENGTH           | BOX/CASE | APPROX. WT. LBS. | LIST |
|--------|------------------|----------|------------------|------|
| 40060  | Close ( 1-1/8" ) | 25/400   | 0.09             | ---  |
| 40061  | x 1-1/2"         | 25/400   | 0.12             | ---  |
| 40062  | x 2"             | 25/400   | 0.16             | ---  |
| 40063  | x 2-1/2"         | 25/300   | 0.20             | ---  |
| 40064  | x 3"             | 25/300   | 0.23             | ---  |
| 40065  | x 3-1/2"         | 25/300   | 0.27             | ---  |
| 40066  | x 4"             | 25/200   | 0.31             | ---  |
| 40067  | x 4-1/2"         | 25/200   | 0.35             | ---  |
| 40068  | x 5"             | 25/200   | 0.39             | ---  |
| 40069  | x 5-1/2"         | 25/200   | 0.43             | ---  |
| 40070  | x 6"             | 25/200   | 0.47             | ---  |
| 40071  | x 7"             | 25/100   | 0.55             | ---  |
| 40072  | x 8"             | 25/100   | 0.62             | ---  |
| 40073  | x 9"             | 25/100   | 0.70             | ---  |
| 40074  | x 10"            | 25/75    | 0.78             | ---  |
| 40075  | x 11"            | 25/75    | 0.86             | ---  |
| 40076  | x 12"            | 25/75    | 0.94             | ---  |
| 40079  | x 24"            |          |                  |      |
| 40245  | x 36"            |          |                  |      |

**WARNING:** This product can expose you to chemicals, including Nickel, which are known to the State of California to cause cancer. For more information, visit [www.P65Warnings.ca.gov](http://www.P65Warnings.ca.gov)



# BRASS SCH 40 SEAMLESS

FITTINGS AND NIPPLES

FITTINGS & NIPPLES



3/4" - 14

## 3/4" DIAMETER SCH 40 SEAMLESS

| PART # | LENGTH           | BOX/CASE | APPROX. WT. LBS. | LIST |
|--------|------------------|----------|------------------|------|
| 40080  | Close (1- 3/8" ) | 25/400   | 0.15             | ---  |
| 40081  | x 1-1/2"         | 25/400   | 0.16             | ---  |
| 40082  | x 2"             | 25/300   | 0.21             | ---  |
| 40083  | x 2-1/2"         | 25/300   | 0.27             | ---  |
| 40084  | x 3"             | 25/200   | 0.32             | ---  |
| 40085  | x 3-1/2"         | 25/200   | 0.37             | ---  |
| 40086  | x 4"             | 25/150   | 0.43             | ---  |
| 40087  | x 4-1/2"         | 25/150   | 0.48             | ---  |
| 40088  | x 5"             | 25/100   | 0.53             | ---  |
| 40089  | x 5-1/2"         | 25/100   | 0.59             | ---  |
| 40090  | x 6"             | 25/100   | 0.64             | ---  |
| 40091  | x 7"             | 25/75    | 0.75             | ---  |
| 40092  | x 8"             | 25/75    | 0.85             | ---  |
| 40093  | x 9"             | 25/75    | 0.96             | ---  |
| 40094  | x 10"            | 25/50    | 1.06             | ---  |
| 40095  | x 11"            | 25/50    | 1.17             | ---  |
| 40096  | x 12"            | 25/50    | 1.28             | ---  |
| 40097  | x 18"            | 1/1      | 1.92             | ---  |
| 40098  | x 24"            | 1/1      | 2.56             | ---  |
| 40099  | x 36"            | 1/1      | 3.84             | ---  |

113RB



1" - 11 1/2

## 1" DIAMETER SCH 40 SEAMLESS

| PART # | LENGTH           | BOX/CASE | APPROX. WT. LBS. | LIST |
|--------|------------------|----------|------------------|------|
| 40100  | Close ( 1-1/2" ) | 25/200   | 0.23             | ---  |
| 40101  | x 2"             | 25/200   | 0.30             | ---  |
| 40102  | x 2-1/2"         | 25/150   | 0.38             | ---  |
| 40103  | x 3"             | 25/150   | 0.45             | ---  |
| 40104  | x 3-1/2"         | 25/100   | 0.53             | ---  |
| 40105  | x 4"             | 25/100   | 0.60             | ---  |
| 40106  | x 4-1/2"         | 25/100   | 0.68             | ---  |
| 40107  | x 5"             | 25/75    | 0.75             | ---  |
| 40108  | x 5-1/2"         | 25/75    | 0.83             | ---  |
| 40109  | x 6"             | 25/50    | 0.94             | ---  |
| 40110  | x 7"             | 25/50    | 1.05             | ---  |
| 40111  | x 8"             | 25/50    | 1.20             | ---  |
| 40112  | x 9"             | 25/50    | 1.35             | ---  |
| 40113  | x 10"            | 25/50    | 1.50             | ---  |
| 40114  | x 11"            | 25/50    | 1.65             | ---  |
| 40115  | x 12"            | 20/40    | 1.80             | ---  |
| 40118  | x 18"            |          |                  |      |
| 40119  | x 24"            |          |                  |      |
| 40262  | x 36"            |          |                  |      |

**WARNING:** This product can expose you to chemicals, including Nickel, which are known to the State of California to cause cancer. For more information, visit [www.P65Warnings.ca.gov](http://www.P65Warnings.ca.gov)

# BRASS SCH 40 SEAMLESS

FITTINGS AND NIPPLES



**LEAD  
FREE**

1 1/4" - 11 1/2

## 1-1/4" DIAMETER SCH 40 SEAMLESS

| PART # | LENGTH           | BOX/CASE | APPROX. WT. LBS. | LIST |
|--------|------------------|----------|------------------|------|
| 40120  | Close ( 1-5/8" ) | 25/100   | 0.36             | ---  |
| 40121  | x 2"             | 25/100   | 0.44             | ---  |
| 40122  | x 2-1/2"         | 25/100   | 0.56             | ---  |
| 40123  | x 3"             | 25/100   | 0.67             | ---  |
| 40124  | x 3-1/2"         | 25/100   | 0.78             | ---  |
| 40125  | x 4"             | 25/50    | 0.89             | ---  |
| 40126  | x 4-1/2"         | 25/50    | 1.00             | ---  |
| 40127  | x 5"             | 25/50    | 1.11             | ---  |
| 40128  | x 5-1/2"         | 25/50    | 1.22             | ---  |
| 40129  | x 6"             | 25/50    | 1.33             | ---  |
| 40131  | x 8"             | 25/50    | 1.78             | ---  |
| 40135  | x 12"            | 25/50    | 2.67             | ---  |

113RB



**LEAD  
FREE**

1-1/2" - 11 1/2

## 1-1/2" DIAMETER SCH 40 SEAMLESS

| PART # | LENGTH           | BOX/CASE | APPROX. WT. LBS. | LIST |
|--------|------------------|----------|------------------|------|
| 40140  | Close ( 1-3/4" ) | 25/100   | 0.46             | ---  |
| 40141  | x 2"             | 25/100   | 0.53             | ---  |
| 40142  | x 2-1/2"         | 25/50    | 0.66             | ---  |
| 40143  | x 3"             | 25/50    | 0.79             | ---  |
| 40144  | x 3-1/2"         | 25/50    | 0.93             | ---  |
| 40145  | x 4"             | 25/50    | 1.06             | ---  |
| 40146  | x 4-1/2"         | 25/50    | 1.19             | ---  |
| 40147  | x 5"             | 20/40    | 1.32             | ---  |
| 40148  | x 5-1/2"         | 20/40    | 1.46             | ---  |
| 40149  | x 6"             | 20/40    | 1.59             | ---  |
| 40151  | x 8"             | 20/40    | 2.12             | ---  |
| 40153  | x 10"            | 20/40    | 2.65             | ---  |
| 40155  | x 12"            | 1/15     | 3.18             | ---  |

**WARNING:** This product can expose you to chemicals, including Nickel, which are known to the State of California to cause cancer. For more information, visit [www.P65Warnings.ca.gov](http://www.P65Warnings.ca.gov)

# BRASS SCH 40 SEAMLESS

FITTINGS AND NIPPLES



**LEAD  
FREE**

2" - 11 1/2

## 2" DIAMETER SCH 40 SEAMLESS

| PART # | LENGTH       | BOX/CASE | APPROX. WT. LBS. | LIST |
|--------|--------------|----------|------------------|------|
| 40160  | Close ( 2" ) | 25/50    | 0.69             | ---  |
| 40161  | x 2-1/2"     | 25/50    | 0.86             | ---  |
| 40162  | x 3"         | 25/50    | 1.03             | ---  |
| 40163  | x 3-1/2"     | 25/50    | 1.20             | ---  |
| 40164  | x 4"         | 1/25     | 1.37             | ---  |
| 40165  | x 4-1/2"     | 1/25     | 1.54             | ---  |
| 40166  | x 5"         | 1/25     | 1.72             | ---  |
| 40167  | x 5-1/2"     | 1/25     | 1.89             | ---  |
| 40168  | x 6"         | 1/25     | 2.06             | ---  |
| 40169  | x 7"         | 1/20     | 2.40             | ---  |
| 40170  | x 8"         | 1/18     | 2.74             | ---  |
| 40171  | x 9"         | 1/18     | 3.09             | ---  |
| 40172  | x 10"        | 1/18     | 3.43             | ---  |
| 40174  | x 12"        | 1/14     | 4.12             | ---  |
| 40175  | x 18"        | 1/1      | 6.18             | ---  |
| 40176  | x 24"        | 1/1      | 8.24             | ---  |
| 40177  | x 30"        |          |                  |      |
| 40178  | x 36"        | 1/1      | 12.36            | ---  |
| 40179  | x 48"        | 1/1      | 16.48            | ---  |

113RB



**LEAD  
FREE**

2 1/2" - 8

## 2-1/2" DIAMETER SCH 40 SEAMLESS

| PART # | LENGTH           | BOX/CASE | APPROX. WT. LBS. | LIST |
|--------|------------------|----------|------------------|------|
| 40180  | Close ( 2-1/2" ) | 1/36     | 1.26             | ---  |
| 40181  | x 3"             | 1/36     | 1.51             | ---  |
| 40182  | x 3-1/2"         | 1/30     | 1.76             | ---  |
| 40183  | x 4"             | 1/30     | 2.02             | ---  |
| 40184  | x 4-1/2"         | 1/30     | 2.27             | ---  |
| 40185  | x 5"             | 1/20     | 2.52             | ---  |
| 40186  | x 5-1/2"         | 1/20     | 2.77             | ---  |
| 40187  | x 6"             | 1/20     | 3.03             | ---  |
| 40193  | x 12"            |          |                  |      |

See our Valve section for 2-1/2, 3 and 4" Valves

**WARNING:** This product can expose you to chemicals, including Nickel, which are known to the State of California to cause cancer. For more information, visit [www.P65Warnings.ca.gov](http://www.P65Warnings.ca.gov)

# BRASS SCH 40 SEAMLESS

FITTINGS AND NIPPLES



LEAD  
FREE

## 3" DIAMETER SCH 40 SEAMLESS

| PART # | LENGTH           | BOX/CASE | APPROX. WT. LBS. | LIST |
|--------|------------------|----------|------------------|------|
| 40200  | Close ( 2-5/8" ) | 1/24     | 1.89             | ---  |
| 40201  | x 3"             | 1/20     | 2.16             | ---  |
| 40203  | x 4"             | 1/18     | 2.88             | ---  |
| 40205  | x 5"             | 1/18     | 3.60             | ---  |
| 40206  | x 5-1/2"         | 1/18     | 3.96             | ---  |
| 40207  | x 6"             | 1/12     | 4.32             | ---  |
| 40209  | x 8"             | 1/1      | 5.76             | ---  |
| 40211  | x 10"            |          |                  |      |
| 40213  | x 12"            | 1/1      |                  | ---  |

113RB



LEAD  
FREE

## 4" DIAMETER SCH 40 SEAMLESS

| PART # | LENGTH          | BOX/CASE | APPROX. WT. LBS. | LIST |
|--------|-----------------|----------|------------------|------|
| 40220  | Close ( 2-7/8 ) | 1/20     | 2.40             | ---  |
| 40234  | x 6"            | 1/5      | 6.36             | ---  |

 **WARNING:** This product can expose you to chemicals, including Nickel, which are known to the State of California to cause cancer. For more information, visit [www.P65Warnings.ca.gov](http://www.P65Warnings.ca.gov)

# CHROME PLATED

## FITTINGS AND NIPPLES

113CP



### 3/8" DIAMETER CHROME PLATED

| PART # | LENGTH   | BOX/CASE | APPROX. WT. LBS. | LIST |
|--------|----------|----------|------------------|------|
| 41040  | X Close  | 5/25     | 0.05             | ---  |
| 41041  | x 1-1/2" | 5/25     | 0.08             | ---  |
| 41042  | x 2"     | 5/25     | 0.10             | ---  |
| 41043  | x 2-1/2" | 5/25     | 0.13             | ---  |
| 41044  | x 3"     | 5/25     | 0.16             | ---  |
| 41045  | x 3-1/2" | 5/25     | 0.18             | ---  |
| 41046  | x 4"     | 5/25     | 0.21             | ---  |
| 41047  | x 4-1/2" | 5/25     | 0.23             | ---  |
| 41048  | x 5"     | 5/25     | 0.26             | ---  |
| 41050  | x 6"     | 5/25     | 0.31             | ---  |
| 41054  | x 10"    | 1/1      | 0.52             | ---  |



### 1/2" DIAMETER CHROME PLATED

| PART # | LENGTH   | BOX/CASE | APPROX. WT. LBS. | LIST |
|--------|----------|----------|------------------|------|
| 41060  | X Close  | 5/25     | 0.09             | ---  |
| 41061  | x 1-1/2" | 5/25     | 0.12             | ---  |
| 41062  | x 2"     | 5/25     | 0.16             | ---  |
| 41063  | x 2-1/2" | 5/25     | 0.20             | ---  |
| 41064  | x 3"     | 5/25     | 0.23             | ---  |
| 41065  | x 3-1/2" | 5/25     | 0.27             | ---  |
| 41066  | x 4"     | 5/25     | 0.31             | ---  |
| 41067  | x 4-1/2" | 5/25     | 0.35             | ---  |
| 41068  | x 5"     | 5/25     | 0.39             | ---  |
| 41069  | x 5-1/2" | 5/25     | 0.43             | ---  |
| 41070  | x 6"     | 5/25     | 0.47             | ---  |
| 41072  | x 8"     |          |                  |      |
| 41074  | x 10"    | 1/1      | 0.78             | ---  |
| 41076  | x 12"    | 1/1      | 0.94             | ---  |

 **WARNING:** This product can expose you to chemicals, including Nickel, which are known to the State of California to cause cancer. For more information, visit [www.P65Warnings.ca.gov](http://www.P65Warnings.ca.gov)

# BRONZE FITTINGS

FITTINGS AND NIPPLES

## BRONZE FITTINGS



UL842, UL258, UL125, FM



### CLASS 125 (150) FOR STEAM, WATER, GAS, OIL AND AIR SERVICE STANDARD SPECIFICATIONS

Materials - ASTM B62-93 (85,5,5,5) C83600

Dimensions - ANSI B 16.15

Threads - ANSI B2.1 or BA 21 and Fed. WW-P-460C, MSS-SP-106, ANSI/ASME B1.20.1

- UL/ FM Approved
- 150 9001:2000
- Not Lead Free
- RoHS Compliant

Bronze threaded fittings are manufactured from smooth-cored castings, designed to provide full flow with minimum restriction. All threads are accurately machined and gauged to ensure a perfect fit with the pipe. All fittings are individually tested under water to ensure quality. Bronze provides a tighter seal and is easier to install than other metals. Can be used for water, plumbing, heating, pneumatic and marine applications, able to resist the harmful effects of corrosion when coming into contact with salt water or fresh water polluted with mineral acids or peaty soils.

## LEAD FREE BRASS FITTINGS

LEAD  
FREE

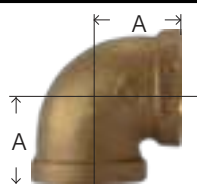


- Approved to ANSI/NSF 61-4 California AB 1953
- Meets Federal State Drinking Water Act, Lead Free Requirement
- Brass fittings conform to AWWA C800
- Brass castings conform to ASTM B584, UNS Alloy C8933
- Brass fittings dimensions conform to ASME B16.15
- NPT threads on all fittings conform to ASME B1.20.1
- Brass unions conform to specification A-A-59617
- Manufacturing facilities are ISO 9001:2008

**WARNING:** This product can expose you to chemicals, including Nickel, which are known to the State of California to cause cancer. For more information, visit [www.P65Warnings.ca.gov](http://www.P65Warnings.ca.gov)

# BRONZE/ LEAD FREE BRONZE

## FITTINGS AND NIPPLES



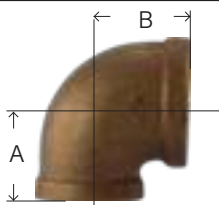
100RB

738100



### 90° ELBOWS

| PART # | LIST | BOX/CASE | SIZE   | PART #  | LIST |
|--------|------|----------|--------|---------|------|
| 44100  | ---  | 50/600   | 1/8"   | 44100LF | ---  |
| 44101  | ---  | 35/420   | 1/4"   | 44101LF | ---  |
| 44102  | ---  | 90/360   | 3/8"   | 44102LF | ---  |
| 44103  | ---  | 50/200   | 1/2"   | 44103LF | ---  |
| 44104  | ---  | 35/105   | 3/4"   | 44104LF | ---  |
| 44105  | ---  | 20/60    | 1"     | 44105LF | ---  |
| 44106  | ---  | 20/40    | 1-1/4" | 44106LF | ---  |
| 44107  | ---  | 15/30    | 1-1/2" | 44107LF | ---  |
| 44108  | ---  | 8/16     | 2"     | 44108LF | ---  |
| 44109  | ---  | 1/12     | 2-1/2" | 44109LF | ---  |
| 44110  | ---  | 1/4      | 3"     | 44110LF | ---  |



100RRB

738105



### 90° REDUCING ELBOWS

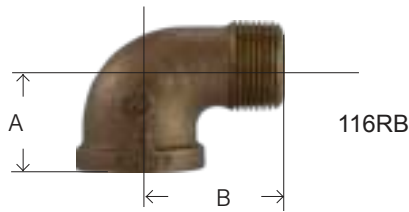
| PART # | LIST | BOX/CASE | SIZE          | PART #  | LIST |
|--------|------|----------|---------------|---------|------|
| 44121  | ---  |          | 3/8 x 1/8     | 44121LF | ---  |
|        | ---  |          | 3/8 x 1/4     | 44122LF | ---  |
|        | ---  | 60/240   | 1/2 x 1/4     | 44123LF | ---  |
| 44124  | ---  | 60/240   | 1/2 x 3/8     | 44124LF | ---  |
|        | ---  | 40/160   | 3/4 x 1/4     | 44125LF | ---  |
| 44127  | ---  |          | 3/4 x 1/2     | 44127LF | ---  |
|        |      |          | 1 x 1/2       | 44130LF | ---  |
| 44131  | ---  | 50/100   | 1 x 3/4       | 44131LF | ---  |
| 44134  | ---  | 25/50    | 1 1/4 x 1     | 44134LF | ---  |
|        |      |          | 1 1/2 x 1 1/4 | 44138LF | ---  |
|        |      |          | 2 x 1 1/2     | 44142LF | ---  |
|        |      |          | 2 1/2 x 2     | 44146LF | ---  |

**WARNING:** This product can expose you to chemicals, including Nickel, which are known to the State of California to cause cancer. For more information, visit [www.P65Warnings.ca.gov](http://www.P65Warnings.ca.gov)



# BRONZE/ LEAD FREE BRONZE

FITTINGS AND NIPPLES

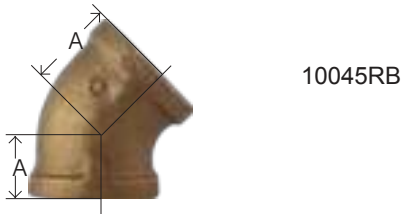


738116



## 90° STREET ELLS

| PART # | LIST | BOX/CASE | SIZE   | PART #  | LIST |
|--------|------|----------|--------|---------|------|
| 44160  | ---  | 60/720   | 1/8"   | 44160LF | ---  |
| 44161  | ---  | 35/420   | 1/4"   | 44161LF | ---  |
| 44162  | ---  | 60/240   | 3/8"   | 44162LF | ---  |
| 44163  | ---  | 60/180   | 1/2"   | 44163LF | ---  |
| 44164  | ---  | 35/105   | 3/4"   | 44164LF | ---  |
| 44165  | ---  | 45/90    | 1"     | 44165LF | ---  |
| 44166  | ---  | 25/50    | 1-1/4" | 44166LF | ---  |
| 44167  | ---  | 9/27     | 1-1/2" | 44167LF | ---  |
| 44168  | ---  | 8/16     | 2"     | 44168LF | ---  |



738107



## 45° ELBOWS

| PART # | LIST | BOX/CASE | SIZE   | PART #  | LIST |
|--------|------|----------|--------|---------|------|
| 44180  | ---  | 50/600   | 1/8"   | 44180LF | ---  |
| 44181  | ---  | 30/360   | 1/4"   | 44181LF | ---  |
| 44182  | ---  | 75/300   | 3/8"   | 44182LF | ---  |
| 44183  | ---  | 50/200   | 1/2"   | 44183LF | ---  |
| 44184  | ---  | 40/120   | 3/4"   | 44184LF | ---  |
| 44185  | ---  | 20/60    | 1"     | 44185LF | ---  |
| 44186  | ---  | 20/40    | 1-1/4" | 44186LF | ---  |
| 44187  | ---  | 10/30    | 1-1/2" | 44187LF | ---  |
| 44188  | ---  | 12/24    | 2"     | 44188LF | ---  |
| 44189  | ---  | 1/12     | 2-1/2" |         | ---  |

## DROP EAR ELBOWS



• LEAD FREE BRONZE • LEAD FREE BRASS



• LEAD FREE BRASS



• LEAD FREE BRONZE

| PART #  | SWT X FIP           | LIST PRICE |
|---------|---------------------|------------|
| 44840LF | 1/2 x 1/2<br>Bronze | ---        |
| 44841LF | 1/2 x 1/2 Brass     | ---        |
| 44842LF | 3/4 x 1/2 Brass     | ---        |
| 44843LF | 3/4 x 3/4 Brass     | ---        |

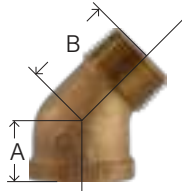
| PART #  | SWT X SWT | LIST PRICE |
|---------|-----------|------------|
| 44844LF | 1/2 x 1/2 | ---        |

| PART #  | PEX X FIP | LIST PRICE |
|---------|-----------|------------|
| 44845LF | 1/2 x 1/2 | ---        |

WARNING: This product can expose you to chemicals, including Nickel, which are known to the State of California to cause cancer. For more information, visit [www.P65Warnings.ca.gov](http://www.P65Warnings.ca.gov)

# BRONZE/ LEAD FREE BRONZE

## FITTINGS AND NIPPLES




124RB

738124



### 45° STREET ELBOWS

| PART # | LIST | BOX/CASE | SIZE   | PART #  | LIST |
|--------|------|----------|--------|---------|------|
| 44200  | ---  | 70/840   | 1/8"   | 44200LF | ---  |
| 44201  | ---  | 100/400  | 1/4"   | 44201LF | ---  |
| 44202  | ---  | 100/400  | 3/8"   | 44202LF | ---  |
| 44203  | ---  | 75/225   | 1/2"   | 44203LF | ---  |
| 44204  | ---  | 40/120   | 3/4"   | 44204LF | ---  |
| 44205  | ---  | 25/75    | 1"     | 44205LF | ---  |
| 44206  | ---  | 10/40    | 1-1/4" | 44206LF | ---  |
| 44207  | ---  | 10/30    | 1-1/2" | 44207LF | ---  |
| 44208  | ---  | 12/24    | 2"     | 44208LF | ---  |



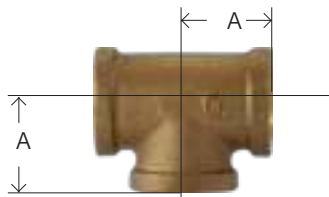
102RB

738102



### CROSSES

| PART #   | LIST | BOX/CASE | SIZE   | PART #  | LIST |
|----------|------|----------|--------|---------|------|
| 44391    | ---  | 60/240   | 1/4"   | 44391LF | ---  |
| 44392    | ---  | 50/150   | 3/8"   | 44392LF | ---  |
| 44393    | ---  | 30/90    | 1/2"   | 44393LF | ---  |
| 44394    | ---  | 20/60    | 3/4"   | 44394LF | ---  |
| 44395    | ---  | 15/30    | 1"     | 44395LF | ---  |
| 44396    | ---  | 10/20    | 1-1/4" | 44396LF | ---  |
| 44397    | ---  | 8/16     | 1-1/2" | 44397LF | ---  |
| 44398    | ---  | 5/10     | 2"     | 44398LF | ---  |
| 38102-32 |      |          |        |         |      |



101RB



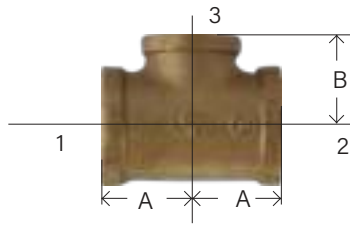
### TEES

| PART # | LIST | BOX/CASE | SIZE   | PART #  | LIST |
|--------|------|----------|--------|---------|------|
| 44250  | ---  | 120/480  | 1/8"   | 44250LF | ---  |
| 44251  | ---  | 75/300   | 1/4"   | 44251LF | ---  |
| 44252  | ---  | 45/180   | 3/8"   | 44252LF | ---  |
| 44253  | ---  | 40/120   | 1/2"   | 44253LF | ---  |
| 44254  | ---  | 35/70    | 3/4"   | 44254LF | ---  |
| 44255  | ---  | 20/40    | 1"     | 44255LF | ---  |
| 44256  | ---  | 14/28    | 1-1/4" | 44256LF | ---  |
| 44257  | ---  | 12/24    | 1-1/2" | 44257LF | ---  |
| 44258  | ---  | 8/16     | 2"     | 44258LF | ---  |
| 44259  | ---  | 1/6      | 2-1/2" | 44259LF | ---  |
| 44260  | ---  | 1/6      | 3"     | 44260LF | ---  |
|        |      |          | 4"     | 44261LF | ---  |

**WARNING:** This product can expose you to chemicals, including Nickel, which are known to the State of California to cause cancer. For more information, visit [www.P65Warnings.ca.gov](http://www.P65Warnings.ca.gov)

# BRONZE/ LEAD FREE BRONZE

FITTINGS AND NIPPLES



101RRB

738106



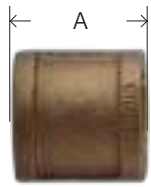
## REDUCING TEES REDUCING ON THE BRANCH

| PART # | LIST | BOX/CASE | SIZE<br>1 X 2 X 3     | PART #  | LIST |
|--------|------|----------|-----------------------|---------|------|
|        |      |          | 1/4 x 1/4 x 1/8       | 44270LF | ---  |
| 44276  | ---  | 40/160   | 1/2 x 1/2 x 1/4       | 44276LF | ---  |
|        |      |          | 1/2 x 1/2 x 3/8       | 44279LF | ---  |
|        | ---  | 40/160   | 1/2 x 1/2 x 3/4       | 44280LF | ---  |
| 44287  | ---  |          | 3/4 x 1/2 x 1/2       | 44287LF | ---  |
| 44288  |      |          | 3/4 x 1/2 x 3/4       | 44288LF | ---  |
| 44282  | ---  | 25/100   | 3/4 x 3/4 x 1/4       | 44282LF | ---  |
|        | ---  | 25/100   | 3/4 x 3/4 x 3/8       | 44283LF | ---  |
| 44286  | ---  | 20/80    | 3/4 x 3/4 x 1/2       | 44286LF | ---  |
|        |      |          | 1 x 1/2 x 1/2         | 44292LF | ---  |
|        |      |          | 1 x 1/2 x 3/4         | 44293LF | ---  |
| 44296  | ---  |          | 1 x 3/4 x 3/4         | 44296LF | ---  |
|        |      |          | 1 x 1 x 1/4           | 44268LF | ---  |
|        |      |          | 1 x 1 x 3/8           | 44290LF | ---  |
|        | ---  | 15/60    | 1 x 1 x 1/2           | 44291LF | ---  |
| 44298  | ---  | 12/48    | 1 x 1 x 3/4           | 44298LF | ---  |
|        |      |          | 1 1/4 x 1/2 x 1 1/4   | 44314LF | ---  |
|        | ---  | 20/40    | 1 1/4 x 1 1/4 x 1/2   | 44301LF | ---  |
| 44303  | ---  | 20/40    | 1 1/4 x 1 1/4 x 3/4   | 44303LF | ---  |
|        | ---  | 20/40    | 1 1/4 x 1 1/4 x 1     | 44306LF | ---  |
|        |      |          | 1 1/2 x 1 1/2 x 1/2   | 44315LF | ---  |
|        |      |          | 1 1/2 x 1 1/2 x 3/4   | 44316LF | ---  |
|        |      |          | 1 1/2 x 1 1/2 x 1     | 44318LF | ---  |
|        |      |          | 1 1/2 x 1 1/2 x 1 1/4 | 44322LF | ---  |
|        |      |          | 2 x 2 x 1/2           | 44327LF | ---  |
|        |      |          | 2 x 2 x 3/4           | 44328LF | ---  |
|        |      |          | 2 x 2 x 1             | 44330LF | ---  |
|        |      |          | 2 x 2 x 1 1/2         | 44336LF | ---  |
|        |      |          | 3 x 3 x 2             | 44351LF | ---  |

**WARNING:** This product can expose you to chemicals, including Nickel, which are known to the State of California to cause cancer. For more information, visit [www.P65Warnings.ca.gov](http://www.P65Warnings.ca.gov)

# BRONZE/ LEAD FREE BRONZE

FITTINGS AND NIPPLES




103RB

738103

## COUPLINGS



| PART # | LIST | BOX/CASE | SIZE   | PART #  | LIST |
|--------|------|----------|--------|---------|------|
| 44410  | ---  | 70/840   | 1/8"   | 44410LF | ---  |
| 44411  | ---  | 40/480   | 1/4"   | 44411LF | ---  |
| 44412  | ---  | 40/480   | 3/8"   | 44412LF | ---  |
| 44413  | ---  | 60/240   | 1/2"   | 44413LF | ---  |
| 44414  | ---  | 50/150   | 3/4"   | 44414LF | ---  |
| 44415  | ---  | 25/100   | 1"     | 44415LF | ---  |
| 44416  | ---  | 16/64    | 1-1/4" | 44416LF | ---  |
| 44417  | ---  | 18/36    | 1-1/2" | 44417LF | ---  |
| 44418  | ---  | 12/24    | 2"     | 44418LF | ---  |
| 44419  | ---  | 1        | 2-1/2" | 44419LF | ---  |
| 44420  | ---  | 1        | 3"     | 44420LF | ---  |
|        |      |          | 4"     | 44421LF | ---  |



119RB

738119

## REDUCING COUPLINGS



| PART # | LIST | BOX/CASE | SIZE            | PART #  | LIST |
|--------|------|----------|-----------------|---------|------|
| 44430  | ---  | 70/840   | 1/4" x 1/8"     | 44430LF | ---  |
| 44431  | ---  | 35/420   | 3/8" x 1/8"     | 44431LF | ---  |
| 44432  | ---  | 30/360   | 3/8" x 1/4"     | 44432LF | ---  |
| 44433  | ---  | 75/300   | 1/2" x 1/8"     | 44433LF | ---  |
| 44434  | ---  | 75/300   | 1/2" x 1/4"     | 44434LF | ---  |
| 44435  | ---  | 60/240   | 1/2" x 3/8"     | 44435LF | ---  |
| 44436  | ---  | 45/180   | 3/4" x 1/4"     | 44436LF | ---  |
| 44437  | ---  | 45/180   | 3/4" x 3/8"     | 44437LF | ---  |
| 44438  | ---  | 60/180   | 3/4" x 1/2"     | 44438LF | ---  |
| 44440  | ---  | 30/120   | 1" x 3/8"       | 44440LF | ---  |
| 44441  | ---  | 30/120   | 1" x 1/2"       | 44441LF | ---  |
| 44442  | ---  | 25/100   | 1" x 3/4"       | 44442LF | ---  |
| 44445  | ---  | 25/75    | 1-1/4" x 3/4"   | 44445LF | ---  |
| 44446  | ---  | 15/60    | 1-1/4" x 1"     | 44446LF | ---  |
| 44447  | ---  | 20/60    | 1-1/2" x 1/2"   | 44447LF | ---  |
| 44448  | ---  | 15/60    | 1-1/2" x 3/4"   | 44448LF | ---  |
| 44449  | ---  | 25/50    | 1-1/2" x 1"     | 44449LF | ---  |
| 44450  | ---  | 12/48    | 1-1/2" x 1-1/4" | 44450LF | ---  |
| 44451  | ---  | 12/36    | 2" x 3/4"       | 44451LF | ---  |
| 44452  | ---  | 12/36    | 2" x 1"         | 44452LF | ---  |
| 44453  | ---  | 9/27     | 2" x 1-1/4"     | 44453LF | ---  |
| 44454  | ---  | 9/27     | 2" x 1-1/2"     | 44454LF | ---  |
| 44462  | ---  | 1        | 2-1/2" x 2"     | 44462LF | ---  |
| 44456  | ---  | 1        | 3" x 2"         | 44456LF | ---  |
|        |      | 1        | 3" x 2-1/2"     | 44463LF | ---  |

**WARNING:** This product can expose you to chemicals, including Nickel, which are known to the State of California to cause cancer. For more information, visit [www.P65Warnings.ca.gov](http://www.P65Warnings.ca.gov)

FITTINGS & NIPPLES

# BRONZE/ LEAD FREE BRONZE

## FITTINGS AND NIPPLES



108RB

738108



### CAPS

| PART # | LIST | BOX/CASE | SIZE   | PART #  | LIST |
|--------|------|----------|--------|---------|------|
| 44470  | ---  | 80/160   | 1/8"   | 44470LF | ---  |
| 44471  | ---  | 80/960   | 1/4"   | 44471LF | ---  |
| 44472  | ---  | 60/720   | 3/8"   | 44472LF | ---  |
| 44473  | ---  | 75/300   | 1/2"   | 44473LF | ---  |
| 44474  | ---  | 40/160   | 3/4"   | 44474LF | ---  |
| 44475  | ---  | 25/100   | 1"     | 44475LF | ---  |
| 44476  | ---  | 20/80    | 1-1/4" | 44476LF | ---  |
| 44477  | ---  | 18/54    | 1-1/2" | 44477LF | ---  |
| 44478  | ---  | 12/36    | 2"     | 44478LF | ---  |
|        | ---  |          | 2-1/2" | 44479LF | ---  |
| 44480  | ---  | 1        | 3"     | 44480LF | ---  |



104RB

738104



### UNIONS

| PART # | LIST | BOX/CASE | SIZE   | PART #  | LIST |
|--------|------|----------|--------|---------|------|
| 44600  | ---  | 40/160   | 1/8"   | 44600LF | ---  |
| 44601  | ---  | 40/160   | 1/4"   | 44601LF | ---  |
| 44602  | ---  | 40/160   | 3/8"   | 44602LF | ---  |
| 44603  | ---  | 50/100   | 1/2"   | 44603LF | ---  |
| 44604  | ---  | 35/70    | 3/4"   | 44604LF | ---  |
| 44605  | ---  | 20/40    | 1"     | 44605LF | ---  |
| 44606  | ---  | 15/30    | 1-1/4" | 44606LF | ---  |
| 44607  | ---  | 10/20    | 1-1/2" | 44607LF | ---  |
| 44608  | ---  | 6/12     | 2"     | 44608LF | ---  |
| 44609  | ---  | 4/8      | 2-1/2" | 44609LF | ---  |
| 44610  | ---  | 4/8      | 3"     | 44610LF | ---  |

**WARNING:** This product can expose you to chemicals, including Nickel, which are known to the State of California to cause cancer. For more information, visit [www.P65Warnings.ca.gov](http://www.P65Warnings.ca.gov)

# BRONZE/ LEAD FREE BRONZE

FITTINGS AND NIPPLES



Hex  
110RB

738110



## HEX BUSHINGS

| PART # | LIST | BOX/CASE | SIZE            | PART #   | LIST |
|--------|------|----------|-----------------|----------|------|
| 44500  | ---  | 120/1440 | 1/4" x 1/8"     | 44500LF  | ---  |
| 44501  | ---  | 75/900   | 3/8" x 1/8"     | 44501LF  | ---  |
| 44502  | ---  | 75/900   | 3/8" x 1/4"     | 44502LF  | ---  |
| 44503  | ---  | 150/600  | 1/2" x 1/8"     | 44503LF  | ---  |
| 44504  | ---  | 150/600  | 1/2" x 1/4"     | 44504LF  | ---  |
| 44505  | ---  | 150/600  | 1/2" x 3/8"     | 44505LF  | ---  |
| 44506  | ---  | 75/300   | 3/4" x 1/8"     | 44506LF  | ---  |
| 44507  | ---  | 75/300   | 3/4" x 1/4"     | 44507LF  | ---  |
| 44508  | ---  | 75/300   | 3/4" x 3/8"     | 44508LF  | ---  |
| 44509  | ---  | 75/300   | 3/4" x 1/2"     | 44509LF  | ---  |
| 44510* | ---  | 50/200   | 1" x 1/4"       | 44510LF* | ---  |
| 44511* | ---  | 50/200   | 1" x 3/8"       | 44511LF  | ---  |
| 44512  | ---  | 50/200   | 1" x 1/2"       | 44512LF  | ---  |
| 44513  | ---  | 50/200   | 1" x 3/4"       | 44513LF  | ---  |
| 44515  | ---  | 30/120   | 1-1/4" x 3/8"   |          | ---  |
| 44516* | ---  | 30/120   | 1-1/4" x 1/2"   |          | ---  |
| 44517  | ---  | 30/120   | 1-1/4" x 3/4"   | 44517LF  | ---  |
| 44518  | ---  | 30/120   | 1-1/4" x 1"     | 44518LF  | ---  |
| 44521* | ---  | 25/75    | 1-1/2" x 1/2"   | 44521LF* | ---  |
| 44522* | ---  | 25/75    | 1-1/2" x 3/4"   | 44522LF* | ---  |
| 44523  | ---  | 25/75    | 1-1/2" x 1"     | 44523LF  | ---  |
| 44524  | ---  | 25/75    | 1-1/2" x 1-1/4" | 44524LF  | ---  |
| 44527* | ---  | 20/60    | 2" x 1/2"       | 44527LF  | ---  |
| 44528* | ---  | 20/60    | 2" x 3/4"       | 44528LF  | ---  |
| 44529* | ---  | 20/60    | 2" x 1"         | 44529LF* | ---  |
| 44530  | ---  | 20/60    | 2" x 1-1/4"     | 44530LF  | ---  |
| 44531  | ---  | 20/60    | 2" x 1-1/2"     | 44531LF  | ---  |
| 44535  | ---  | 15/30    | 2-1/2" x 2"     | 44535LF  | ---  |
| 44538  | ---  | 12/24    | 3" x 2"         | 44538LF  | ---  |
| 44539  | ---  | 12/24    | 3" x 2-1/2"     | 44539LF  | ---  |
| 44543  | ---  | 12/24    | 4" x 3"         | 44543LF  | ---  |

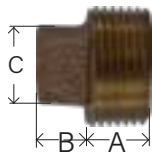
\* INSIDE HEX



**WARNING:** This product can expose you to chemicals, including Nickel, which are known to the State of California to cause cancer. For more information, visit [www.P65Warnings.ca.gov](http://www.P65Warnings.ca.gov)

# BRONZE/ LEAD FREE BRONZE

FITTINGS AND NIPPLES



109RB

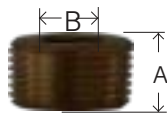
738109



## CORED SQUARE HEAD PLUGS

| PART # | LIST | BOX/CASE | SIZE   | PART #  | LIST |
|--------|------|----------|--------|---------|------|
| 44650* | ---  | 300/3600 | 1/8"   | 44650LF | ---  |
| 44651* | ---  | 150/1800 | 1/4"   | 44651LF | ---  |
| 44652* | ---  | 100/1200 | 3/8"   | 44652LF | ---  |
| 44653  | ---  | 50/600   | 1/2"   | 44653LF | ---  |
| 44654  | ---  | 30/360   | 3/4"   | 44654LF | ---  |
| 44655  | ---  | 20/240   | 1"     | 44655LF | ---  |
| 44656  | ---  | 40/120   | 1-1/4" | 44656LF | ---  |
| 44657  | ---  | 30/90    | 1-1/2" | 44657LF | ---  |
| 44658  | ---  | 20/60    | 2"     | 44658LF | ---  |
| 44660  | ---  | 16/32    | 3"     |         | ---  |

\* solid



109ALRB

## SQUARE DRIVE

738115

## BRONZE COUNTERSUNK PLUGS



| PART # | LIST | SIZE   | BOX/CASE | PART #  | LIST |
|--------|------|--------|----------|---------|------|
| 44633  | ---  | 1/2"   | 120/1440 |         |      |
| 44634  | ---  | 3/4"   | 70/840   | 44634LF | ---  |
| 44635  | ---  | 1"     | 20/240   |         | ---  |
| 44636  | ---  | 1-1/4" | 40/120   |         | ---  |
| 44637  | ---  | 1-1/2" | 30/90    |         | ---  |
| 44638  | ---  | 2"     | 20/60    |         | ---  |

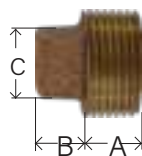


• Straight Thread

111RB

## HEX LOCKNUTS

| PART # | LIST | BOX/CASE | SIZE |
|--------|------|----------|------|
| 44701  | ---  | 90/540   | 1/4" |
| 44703  | ---  | 90/360   | 1/2" |
| 44704  | ---  | 90/360   | 3/4" |
| 44705  | ---  | 50/150   | 1"   |



109SRB

738114

## SOLID SQUARE HEAD PLUGS




| PART # | LIST | SIZE   | BOX/CASE | PART #  | LIST |
|--------|------|--------|----------|---------|------|
| 44670  | ---  | 1/8"   | 400/4800 | 44670LF | ---  |
| 44671  | ---  | 1/4"   | 150/1800 | 44671LF | ---  |
| 44672  | ---  | 3/8"   | 120/1440 | 44672LF | ---  |
| 44673  | ---  | 1/2"   | 50/600   | 44673LF | ---  |
| 44674  | ---  | 3/4"   | 35/420   | 44674LF | ---  |
| 44675  | ---  | 1"     | 20/240   | 44675LF | ---  |
| 44676  | ---  | 1-1/4" | 30/120   | 44676LF | ---  |
| 44677  | ---  | 1-1/2" | 30/90    | 44677LF | ---  |
| 44678  | ---  | 2"     | 10/60    | 44678LF | ---  |
|        |      | 4"     |          |         | ---  |

WARNING: This product can expose you to chemicals, including Nickel, which are known to the State of California to cause cancer. For more information, visit www.P65Warnings.ca.gov

# BRONZE/ LEAD FREE BRONZE


## FITTINGS AND NIPPLES

### HEX NIPPLES



| PART # | LIST | SIZE   | BOX/CASE |
|--------|------|--------|----------|
| 44720  | ---  | 1/8"   | 400/4800 |
| 44721  | ---  | 1/4"   | 150/1800 |
| 44722  |      | 3/8"   | 120/1440 |
| 44723  | ---  | 1/2"   | 240/480  |
| 44724  | ---  | 3/4"   | 80/320   |
| 44725  | ---  | 1"     | 50/150   |
| 44726  | ---  | 1-1/4" | 50/100   |
| 44727  | ---  | 1-1/2" | 35/70    |
| 44728  | ---  | 2"     | 20/40    |

### REDUCING HEX NIPPLES



| PART # | LIST | SIZE            | BOX/CASE |
|--------|------|-----------------|----------|
| 44740  | ---  | 1/4" x 1/8"     | 1/1      |
| 44742  | ---  | 1/2" x 3/8"     | 1/1      |
| 44753  | ---  | 1-1/2" x 1-1/4" | 1/1      |

### FLANGE THREADED COMPANION LEAD-FREE



| PART #  | LIST | THREAD X OD   | STD. PACK. | WT. PER 100 |
|---------|------|---------------|------------|-------------|
| 44791LF | ---  | 3/4" x 3-7/8" | 1          | 124         |
| 44792LF | ---  | 1" x 4-1/4"   | 1          | 168         |
| 44794LF | ---  | 1-1/2" x 5"   | 1          | 251         |
| 44795LF | ---  | 2" x 6"       | 1          | 454         |
| 44796LF | ---  | 2-1/2" x 7"   | 1          | 673         |
| 44797LF | ---  | 3" x 7-1/2"   | 1          | 864         |
| 44798LF | ---  | 4" x 9"       | 1          | 1227        |

**WARNING:** This product can expose you to chemicals, including Nickel, which are known to the State of California to cause cancer. For more information, visit [www.P65Warnings.ca.gov](http://www.P65Warnings.ca.gov)



# CHROME PLATED BRONZE FITTINGS

## FITTINGS AND NIPPLES

### 90° ELBOW



**LEAD  
FREE**

781100

| PART #  | SIZE | LIST |
|---------|------|------|
| 45102LF | 3/8" | ---  |
| 45103LF | 1/2" | ---  |
| 45104LF | 3/4" | ---  |
| 45105LF | 1"   | ---  |

### COUPLING



**LEAD  
FREE**

781103

| PART #  | SIZE | LIST |
|---------|------|------|
| 45412LF | 3/8" | ---  |
| 45413LF | 1/2" | ---  |

### 90° ELBOW



81100

| PART # | SIZE | LIST |
|--------|------|------|
| 45102  | 3/8" | ---  |
| 45103  | 1/2" | ---  |
| 45104  | 3/4" | ---  |
| 45105  | 1"   | ---  |

### 90° STREET ELLS



81116

| PART # | SIZE | LIST |
|--------|------|------|
| 45162  | 3/8" | ---  |
| 45163  | 1/2" | ---  |
| 45164  | 3/4" | ---  |
| 45165  | 1"   | ---  |

### COUPLINGS



81103

| PART # | SIZE        | LIST |
|--------|-------------|------|
| 45412  | 3/8"        | ---  |
| 45413  | 1/2"        | ---  |
| 45414  | 3/4"        | ---  |
| 45435  | 1/2" x 3/8" | ---  |

### CAPS



81108

| PART # | SIZE | LIST |
|--------|------|------|
| 45473  | 1/2" | ---  |

### PLUGS



| PART # | SIZE | LIST |
|--------|------|------|
| 45652  | 3/8" | ---  |
| 45653  | 1/2" | ---  |

**WARNING:** This product can expose you to chemicals, including Nickel, which are known to the State of California to cause cancer. For more information, visit [www.P65Warnings.ca.gov](http://www.P65Warnings.ca.gov)

# SCH 40 STAINLESS STEEL NIPPLES

FITTINGS AND NIPPLES

## STAINLESS STEEL NIPPLES



### SCHEDULE 40 WELDED

Stainless steel pipe nipples are manufactured from stainless steel pipe that conforms to specification ASTM A312/ SA312.

All stainless steel nipples conform to specification ASTM A733. Threads conform to the requirements of ANSI B1.20.1.

### 304

The basic alloy. Type 304 (18-8) is an austenitic steel possessing a minimum of 18% chromium and 8% nickel, combined with a maximum of 0.08% carbon. It is a nonmagnetic steel which cannot be hardened by heat treatment, but instead, must be cold worked to obtain higher tensile strengths.

Because of its ability to withstand the corrosive action of various acids found in fruits, meats, milk, and vegetables,

Type 304 is especially suited for all types of dairy equipment piping and valves, the brewing industry, the citrus and fruit juice industry, and in food processing applications. Also used for the dye tanks, pipelines buckets, dippers, etc. that come in contact with the lormic, acetic, and other organic acids used in the dyeing industry.

In the marine environment, because of its slightly higher strength and wear resistance than type 316 it is also used for nuts, bolts, screws, and other fasteners. It is also used for springs, cogs, and other components where both wear and corrosion resistance is needed.



### SCHEDULE 80 SEAMLESS

- See [www.midlandindustries.com](http://www.midlandindustries.com)
- Seamless For Unrestricted Flow
- Use With Air, Water, Oil, Natural Gas, Steam
- Fittings: Use Threaded Class 3000 High-Pressure Stainless Steel.
- ASTM A733
- ASTM A312
- ANSI/ ASME B1.20.1
- PSI 3000

### 316

For severe environments. Of course, there are many industrial processes that require a higher level of resistance to corrosion than Type 304 can offer. For these applications, Type 316 is the answer.

In type 316, the nickel content is increased slightly. What distinguishes Type 316 from Type 304 is the addition of molybdenum up to a maximum of 3%.

Molybdenum increases the corrosion resistance of this chromium-nickel alloy to withstand attack by many industrial chemicals and solvents, and, in particular, inhibits pitting caused by chlorides. As such, molybdenum is one of the single most useful alloying additives in the fight against corrosion.

Type 316 can withstand corrosive attack by sodium and calcium brines, hypochlorite solutions, phosphoric acid; and the sulfite liquors and sulfurous acids used in the paper pulp industry. This alloy, therefore, is specified for industrial equipment that handles the corrosive process chemicals used to produce inks, rayons, photographic chemicals, paper, textiles, bleaches, and rubber. Type 316 is also used extensively for surgical implants within the hostile environment of the body.

Type 316 is the main stainless used in the marine environment, with the exception of fasteners and other items where strength and wear resistance are needed, then Type 304 (18-8) is typically used.

**WARNING:** This product can expose you to chemicals, including Nickel, which are known to the State of California to cause cancer. For more information, visit [www.P65Warnings.ca.gov](http://www.P65Warnings.ca.gov)

# SCH 40 STAINLESS STEEL NIPPLES

FITTINGS AND NIPPLES

#304

1/8" - 27

#316

1/8" DIAMETER  
SCH 40 WELDED

| PART #<br>304 S.S. | LIST<br>PRICE | LENGTH         | BOX | APPROX. WT. LBS. | PART #<br>316 S.S. | LIST PRICE |
|--------------------|---------------|----------------|-----|------------------|--------------------|------------|
| 48001              | ---           | X Close (3/4") | 25  | 0.01             | 49001              | ---        |
| 48002              | ---           | x 1-1/2"       | 25  | 0.03             | 49002              | ---        |
| 48003              | ---           | x 2"           | 25  | 0.04             | 49003              | ---        |
| 48004              | ---           | x 2-1/2"       | 25  | 0.05             | 49004              | ---        |
| 48005              | ---           | x 3"           | 25  | 0.06             | 49005              | ---        |
| 48006              | ---           | x 3-1/2"       | 25  | 0.07             | 49006              | ---        |
| 48007              | ---           | x 4"           | 25  | 0.07             | 49007              | ---        |
| 48008              | ---           | x 4-1/2"       | 25  | 0.09             | 49008              | ---        |
| 48009              | ---           | x 5"           | 25  | 0.10             | 49009              | ---        |
| 48010              | ---           | x 5-1/2"       | 25  | 0.11             | 49010              | ---        |
| 48011              | ---           | x 6"           | 25  | 0.12             | 49011              | ---        |
| 48015              | ---           | x 10"          | 1   | 0.19             |                    |            |
|                    |               | x 12"          | 1   | 0.24             | 49017              | ---        |

1/4" - 18

1/4" DIAMETER  
SCH 40 WELDED

| PART #<br>304 S.S. | LIST<br>PRICE | LENGTH         | BOX | APPROX. WT. LBS. | PART #<br>316 S.S. | LIST PRICE |
|--------------------|---------------|----------------|-----|------------------|--------------------|------------|
| 48020              | ---           | X Close (7/8") | 25  | 0.02             | 49020              | ---        |
| 48021              | ---           | x 1-1/2"       | 25  | 0.04             | 49021              | ---        |
| 48022              | ---           | x 2"           | 25  | 0.06             | 49022              | ---        |
| 48023              | ---           | x 2-1/2"       | 25  | 0.07             | 49023              | ---        |
| 48024              | ---           | x 3"           | 25  | 0.09             | 49024              | ---        |
| 48025              | ---           | x 3-1/2"       | 25  | 0.11             | 49025              | ---        |
| 48026              | ---           | x 4"           | 25  | 0.13             | 49026              | ---        |
| 48027              | ---           | x 4-1/2"       | 25  | 0.14             | 49027              | ---        |
| 48028              | ---           | x 5"           | 25  | 0.16             | 49028              | ---        |
| 48029              | ---           | x 5-1/2"       | 25  | 0.18             | 49029              | ---        |
| 48030              | ---           | x 6"           | 25  | 0.19             | 49030              | ---        |
| 48032              | ---           | x 8"           | 1   | 0.25             | 49032              | ---        |
|                    |               | x 9"           | 1   | 0.31             | 49033              | ---        |
| 48034              | ---           | x 10"          | 1   | 0.35             | 49034              | ---        |
|                    |               | x 11"          | 1   | 0.40             | 49035              | ---        |
| 48036              | ---           | x 12"          | 1   | 0.44             | 49036              | ---        |

**WARNING:** This product can expose you to chemicals, including Nickel, which are known to the State of California to cause cancer.  
 For more information, visit [www.P65Warnings.ca.gov](http://www.P65Warnings.ca.gov)

# SCH 40 STAINLESS STEEL NIPPLES

FITTINGS AND NIPPLES

#304

3/8"-18

#316



3/8" DIAMETER  
SCH 40 WELDED



| PART #<br>304 S.S. | LIST<br>PRICE | LENGTH       | BOX | APPROX. WT. LBS. | PART #<br>316 S.S. | LIST<br>PRICE |
|--------------------|---------------|--------------|-----|------------------|--------------------|---------------|
| 48040              | ---           | X Close (1") | 25  | 0.03             | 49040              | ---           |
| 48041              | ---           | x 1-1/2"     | 25  | 0.06             | 49041              | ---           |
| 48042              | ---           | x 2"         | 25  | 0.07             | 49042              | ---           |
| 48043              | ---           | x 2-1/2"     | 25  | 0.10             | 49043              | ---           |
| 48044              | ---           | x 3"         | 25  | 0.12             | 49044              | ---           |
| 48045              | ---           | x 3-1/2"     | 25  | 0.15             | 49045              | ---           |
| 48046              | ---           | x 4"         | 25  | 0.17             | 49046              | ---           |
| 48047              | ---           | x 4-1/2"     | 25  | 0.19             | 49047              | ---           |
| 48048              | ---           | x 5"         | 25  | 0.22             | 49048              | ---           |
| 48049              | ---           | x 5-1/2"     | 25  | 0.23             | 49049              | ---           |
| 48050              | ---           | x 6"         | 25  | 0.26             | 49050              | ---           |



1/2" - 14

1/2" DIAMETER  
SCH 40 WELDED



| PART #<br>304 S.S. | LIST<br>PRICE | LENGTH         | BOX | APPROX. WT. LBS. | PART #<br>316 S.S. | LIST<br>PRICE |
|--------------------|---------------|----------------|-----|------------------|--------------------|---------------|
| 48060              | ---           | X Close 1-1/8" | 25  | 0.05             | 49060              | ---           |
| 48061              | ---           | x 1-1/2"       | 25  | 0.07             | 49061              | ---           |
| 48062              | ---           | x 2"           | 25  | 0.10             | 49062              | ---           |
| 48063              | ---           | x 2-1/2"       | 25  | 0.14             | 49063              | ---           |
| 48064              | ---           | x 3"           | 25  | 0.18             | 49064              | ---           |
| 48065              | ---           | x 3-1/2"       | 25  | 0.20             | 49065              | ---           |
| 48066              | ---           | x 4"           | 25  | 0.25             | 49066              | ---           |
| 48067              | ---           | x 4-1/2"       | 25  | 0.28             | 49067              | ---           |
| 48068              | ---           | x 5"           | 25  | 0.31             | 49068              | ---           |
| 48069              | ---           | x 5-1/2"       | 25  | 0.34             | 49069              | ---           |
| 48070              | ---           | x 6"           | 25  | 0.39             | 49070              | ---           |
| 48071              | ---           | x 7"           | 1   | 0.41             |                    |               |
| 48072              | ---           | x 8"           | 1   | 0.52             |                    | ---           |
| 48073              | ---           | x 9"           | 1   | 0.54             |                    |               |
| 48074              | ---           | 10"            | 1   | 0.58             |                    | ---           |
| 48075              | ---           | x 11"          | 1   | 0.64             |                    |               |
| 48076              | ---           | x 12"          | 1   | 0.69             | 49076              |               |

**WARNING:** This product can expose you to chemicals, including Nickel, which are known to the State of California to cause cancer. For more information, visit [www.P65Warnings.ca.gov](http://www.P65Warnings.ca.gov)

# SCH 40 STAINLESS STEEL NIPPLES

FITTINGS AND NIPPLES

#304



3/4" - 14

#316



3/4" DIAMETER  
SCH 40 WELDED

| PART #<br>304 S.S. | LIST<br>PRICE | LENGTH           | BOX | APPROX. WT. LBS. | PART #<br>316 S.S. | LIST<br>PRICE |
|--------------------|---------------|------------------|-----|------------------|--------------------|---------------|
| 48080              | ---           | X Close (1-3/8") | 25  | 0.08             | 49080              | ---           |
| 48081              | ---           | x 1-1/2"         | 25  | 0.13             | 49081              | ---           |
| 48082              | ---           | x 2"             | 25  | 0.14             | 49082              | ---           |
| 48083              | ---           | x 2-1/2"         | 25  | 0.17             | 49083              | ---           |
| 48084              | ---           | x 3"             | 25  | 0.22             | 49084              | ---           |
| 48085              | ---           | x 3-1/2"         | 25  | 0.27             | 49085              | ---           |
| 48086              | ---           | x 4"             | 25  | 0.32             | 49086              | ---           |
| 48087              | ---           | x 4-1/2"         | 25  | 0.38             | 49087              | ---           |
| 48088              | ---           | x 5"             | 25  | 0.40             | 49088              | ---           |
| 48089              | ---           | x 5-1/2"         | 25  | 0.42             | 49089              | ---           |
| 48090              | ---           | x 6"             | 25  | 0.48             | 49090              | ---           |
|                    | ---           | x 7"             | 1   | 0.45             | 49091              |               |
| 48092              | ---           | x 8"             | 1   | 0.67             | 49092              | ---           |
| 48094              | ---           | x 10"            | 1   | 0.94             | 49094              | ---           |
| 48096              | ---           | x 12"            | 1   | 1.03             | 49096              |               |



1" - 11 1/2



1" DIAMETER  
SCH 40 WELDED

| PART #<br>304 S.S. | LIST<br>PRICE | LENGTH           | BOX | APPROX. WT. LBS. | PART #<br>316 S.S. | LIST<br>PRICE |
|--------------------|---------------|------------------|-----|------------------|--------------------|---------------|
| 48100              | ---           | X Close (1-1/2") | 25  | 0.13             | 49100              | ---           |
| 48101              | ---           | x 2"             | 25  | 0.20             | 49101              | ---           |
| 48102              | ---           | x 2-1/2"         | 25  | 0.25             | 49102              | ---           |
| 48103              | ---           | x 3"             | 25  | 0.33             | 49103              | ---           |
| 48104              | ---           | x 3-1/2"         | 25  | 0.40             | 49104              | ---           |
| 48105              | ---           | x 4"             | 25  | 0.47             | 49105              | ---           |
| 48106              | ---           | x 4-1/2"         | 25  | 0.53             | 49106              | ---           |
| 48107              | ---           | x 5"             | 25  | 0.55             | 49107              | ---           |
| 48108              | ---           | x 5-1/2"         | 25  | 0.60             | 49108              | ---           |
| 48109              | ---           | x 6"             | 25  | 0.71             | 49109              | ---           |
| 48110              | ---           | x 7"             | 1   | 0.57             |                    | ---           |
| 48111              | ---           | x 8"             | 1   | 1.02             | 49111              | ---           |
| 48113              | ---           | x 10"            | 1   | 1.16             | 49113              | ---           |
| 48115              | ---           | x 12"            | 1   | 1.31             | 49115              |               |

WARNING: This product can expose you to chemicals, including Nickel, which are known to the State of California to cause cancer. For more information, visit [www.P65Warnings.ca.gov](http://www.P65Warnings.ca.gov)

# SCH 40 STAINLESS STEEL NIPPLES

FITTINGS AND NIPPLES



1 1/4" - 11 1/2



1-1/4" DIAMETER  
SCH 40 WELDED

| PART #<br>304 S.S. | LIST<br>PRICE | LENGTH           | BOX | APPROX. WT. LBS. | PART #<br>316 S.S. | LIST<br>PRICE |
|--------------------|---------------|------------------|-----|------------------|--------------------|---------------|
| 48120              | ---           | X Close (1-5/8") | 10  | 0.17             | 49120              | ---           |
| 48121              | ---           | x 2"             | 10  | 0.23             | 49121              | ---           |
| 48122              | ---           | x 2-1/2"         | 10  | 0.35             | 49122              | ---           |
| 48123              | ---           | x 3"             | 10  | 0.46             | 49123              | ---           |
| 48124              | ---           | x 3-1/2"         | 10  | 0.52             | 49124              | ---           |
| 48125              | ---           | x 4"             | 10  | 0.65             | 49125              | ---           |
| 48126              | ---           | x 4-1/2"         | 10  | 0.53             | 49126              | ---           |
| 48127              | ---           | x 5"             | 10  | 0.60             | 49127              | ---           |
| 48128              | ---           | x 5-1/2"         | 10  | 0.61             | 49128              | ---           |
| 48129              | ---           | x 6"             | 10  | 0.71             | 49129              | ---           |
| 48131              | ---           | x 8"             | 1   | 1.34             |                    |               |
| 48135              | ---           | x 12"            | 1   | 1.54             |                    |               |



1-1/2" - 11 1/2



1-1/2" DIAMETER  
SCH 40 WELDED

| PART #<br>304 S.S. | LIST<br>PRICE | LENGTH           | BOX | APPROX. WT. LBS. | PART #<br>316 S.S. | LIST<br>PRICE |
|--------------------|---------------|------------------|-----|------------------|--------------------|---------------|
| 48140              | ---           | X Close x 1-3/4" | 10  | 0.25             | 49140              | ---           |
| 48141              | ---           | x 2"             | 10  | 0.32             | 49141              | ---           |
| 48142              | ---           | x 2-1/2"         | 10  | 0.41             | 49142              | ---           |
| 48143              | ---           | x 3"             | 10  | 0.52             | 49143              | ---           |
| 48144              | ---           | x 3-1/2"         | 10  | 0.62             | 49144              | ---           |
| 48145              | ---           | x 4"             | 10  | 0.73             | 49145              | ---           |
| 48146              | ---           | x 4-1/2"         | 10  | 0.86             | 49146              | ---           |
| 48147              | ---           | x 5"             | 10  | 0.95             | 49147              | ---           |
| 48148              | ---           | x 5-1/2"         | 10  | 1.01             | 49148              | ---           |
| 48149              | ---           | x 6"             | 10  | 1.19             | 49149              | ---           |
| 48151              | ---           | x 8"             | 1   | 1.63             |                    | ---           |
| 48152              | ---           | x 9"             | 1   | 1.88             |                    |               |
| 48153              | ---           | x 10"            | 1   | 2.28             |                    | ---           |
| 48155              | ---           | x 12"            | 1   | 2.43             |                    |               |

**WARNING:** This product can expose you to chemicals, including Nickel, which are known to the State of California to cause cancer.  
 For more information, visit [www.P65Warnings.ca.gov](http://www.P65Warnings.ca.gov)

# SCH 40 STAINLESS STEEL NIPPLES

FITTINGS AND NIPPLES



2" DIAMETER  
SCH 40 WELDED



| PART #<br>304 S.S. | LIST PRICE | LENGTH       | BOX | APPROX. WT. LBS. | PART #<br>316 S.S. | LIST PRICE |
|--------------------|------------|--------------|-----|------------------|--------------------|------------|
| 48160              | ---        | X Close (2") | 10  | 0.37             | 49160              | ---        |
| 48161              | ---        | x 2-1/2"     | 10  | 0.54             | 49161              | ---        |
| 48162              | ---        | x 3"         | 10  | 0.65             | 49162              | ---        |
| 48163              | ---        | x 3-1/2"     | 10  | 0.88             | 49163              | ---        |
| 48164              | ---        | x 4"         | 10  | 1.02             | 49164              | ---        |
| 48165              | ---        | x 4-1/2"     | 10  | 1.16             | 49165              | ---        |
| 48166              | ---        | x 5"         | 10  | 1.29             | 49166              | ---        |
| 48167              | ---        | x 5-1/2"     | 10  | 1.46             | 49167              | ---        |
| 48168              | ---        | x 6"         | 10  | 1.57             | 49168              | ---        |
| 48170              | ---        | x 8"         | 1   | 2.01             | 49170              | ---        |
| 48172              | ---        | x 10"        | 1   | 2.69             |                    |            |
| 48174              | ---        | x 12"        | 1   | 2.89             | 49174              |            |

2-1/2" DIAMETER  
SCH 40 WELDED

| PART # 304 S.S. | LENGTH           | BOX | APPROX. WT. LBS. | LIST PRICE |
|-----------------|------------------|-----|------------------|------------|
| 48180           | X Close (2-1/2") | 10  | 0.64             | ---        |
| 48187           | x 6"             | 1   | 2.37             | ---        |



3" DIAMETER  
SCH 40 WELDED

| PART #<br>304 S.S. | LIST PRICE | LENGTH           | BOX | APPROX. WT. LBS. | PART #<br>316 S.S. | LIST PRICE |
|--------------------|------------|------------------|-----|------------------|--------------------|------------|
| 48200              | ---        | X Close (2-5/8") | 10  | 0.95             | 49200              | ---        |
| 48201              | ---        | x 3"             | 10  | 1.32             | 49201              | ---        |
| 48203              | ---        | x 4"             | 10  | 1.66             | 49203              | ---        |
| 48205              | ---        | x 5"             | 5   | 1.72             |                    | ---        |
| 48207              | ---        | x 6"             | 5   | 1.88             | 49207              | ---        |
| 48213              | ---        | x 12"            | 1   | 2.12             | 49213              | ---        |



4" DIAMETER  
SCH 40 WELDED

| PART #<br>304 S.S. | LIST PRICE | LENGTH           | BOX | APPROX. WT. LBS. | PART #<br>316 S.S. | LIST PRICE |
|--------------------|------------|------------------|-----|------------------|--------------------|------------|
| 48220              | ---        | X Close (2-7/8") | 8   | 1.15             | 49220              | ---        |
| 48223              |            | x 4"             | 1   | 2.98             | 49223              | ---        |
| 48227              | ---        | x 6"             | 1   | 4.10             | 49234              | ---        |
| 48229              |            | x 8"             | 1   | 5.95             | 49236              | ---        |

**WARNING:** This product can expose you to chemicals, including Nickel, which are known to the State of California to cause cancer. For more information, visit [www.P65Warnings.ca.gov](http://www.P65Warnings.ca.gov)

## 304 AND 316 150# SS FITTINGS

FITTINGS AND NIPPLES

# STAINLESS STEEL FITTINGS



### 150# 304 & 316 Stainless Steel Fittings

Our high quality standard pattern 150lb rated stainless steel threaded fittings are manufactured to the highest standards. All stainless steel fittings are monitored by our quality control personnel for strict compliance with applicable standards and specifications.

These stainless steel pipe fittings are excellent for uses that involve chemicals or liquids that may be corrosive. Along with fighting corrosion, a stainless steel pipe fitting will prevent contamination making it useful to many professionals.

- Use with air, water, oil, natural gas, steam
- NPT and FNPT threads conform to ASME B1.20.1
- Maximum Pressure: 300 psi @ 72 F; 150 psi @ 366 F for steam
- Maximum Steam Pressure: 150 psi
- Material Conforms to ASTM A-351. Class 150 Pressure Ratings
- Manufacturing facility is ISO 9001:2008
- 304 Stainless Steel is economically priced, chromium-nickel material that offers very good corrosion resistance. 316 Stainless Steel has higher nickel content and contains molybdenum for even better corrosion resistance.

**WARNING:** This product can expose you to chemicals, including Nickel, which are known to the State of California to cause cancer. For more information, visit [www.P65Warnings.ca.gov](http://www.P65Warnings.ca.gov)



# 304 AND 316 150# SS FITTINGS

## FITTINGS AND NIPPLES

### 90° ELBOW 304 & 316 150#



| PART #<br>304 S.S. | LIST<br>PRICE | SIZE   | BOX | APPROX.<br>WT. LBS. | PART #<br>316 S.S. | LIST<br>PRICE |
|--------------------|---------------|--------|-----|---------------------|--------------------|---------------|
| 62100              | ---           | 1/8"   | 25  | 0.06                | 63100              | ---           |
| 62101              | ---           | 1/4"   | 25  | 0.06                | 63101              | ---           |
| 62102              | ---           | 3/8"   | 25  | 0.11                | 63102              | ---           |
| 62103              | ---           | 1/2"   | 25  | 0.13                | 63103              | ---           |
| 62104              | ---           | 3/4"   | 25  | 0.20                | 63104              | ---           |
| 62105              | ---           | 1"     | 10  | 0.33                | 63105              | ---           |
| 62106              | ---           | 1-1/4" | 10  | 0.55                | 63106              | ---           |
| 62107              | ---           | 1-1/2" | 5   | 0.77                | 63107              | ---           |
| 62108              | ---           | 2"     | 5   | 1.10                | 63108              | ---           |
| 62109              | ---           | 2-1/2" | 1   | 2.09                |                    |               |
| 62110              | ---           | 3"     | 1   | 2.84                | 63110              | ---           |
| 62112              | ---           | 4"     | 1   | 5.00                | 63112              | ---           |

### 90° STREET ELBOW 304 & 316 150#



| PART #<br>304 S.S. | LIST<br>PRICE | SIZE   | BOX | APPROX.<br>WT. LBS. | PART #<br>316 S.S. | LIST<br>PRICE |
|--------------------|---------------|--------|-----|---------------------|--------------------|---------------|
| 62160              | ---           | 1/8"   | 25  | 0.04                | 63160              | ---           |
| 62161              | ---           | 1/4"   | 25  | 0.07                | 63161              | ---           |
| 62162              | ---           | 3/8"   | 25  | 0.09                | 63162              | ---           |
| 62163              | ---           | 1/2"   | 25  | 0.15                | 63163              | ---           |
| 62164              | ---           | 3/4"   | 25  | 0.24                | 63164              | ---           |
| 62165              | ---           | 1"     | 10  | 0.31                | 63165              | ---           |
| 62166              | ---           | 1-1/4" | 10  | 0.51                | 63166              | ---           |
| 62167              | ---           | 1-1/2" | 5   | 0.84                | 63167              | ---           |
| 62168              | ---           | 2"     | 5   | 1.26                | 63168              | ---           |
| 62169              | ---           | 3"     | 1   | 4.16                | 63170              | ---           |

### 45° ELBOW 304 & 316 150#



| PART #<br>304 S.S. | LIST<br>PRICE | SIZE   | BOX | APPROX.<br>WT. LBS. | PART #<br>316 S.S. | LIST<br>PRICE |
|--------------------|---------------|--------|-----|---------------------|--------------------|---------------|
| 62180              | ---           | 1/8"   | 25  | 0.04                | 63180              | ---           |
| 62181              | ---           | 1/4"   | 25  | 0.07                | 63181              | ---           |
| 62182              | ---           | 3/8"   | 25  | 0.09                | 63182              | ---           |
| 62183              | ---           | 1/2"   | 25  | 0.13                | 63183              | ---           |
| 62184              | ---           | 3/4"   | 25  | 0.20                | 63184              | ---           |
| 62185              | ---           | 1"     | 10  | 0.33                | 63185              | ---           |
| 62186              | ---           | 1-1/4" | 10  | 0.49                | 63186              | ---           |
| 62187              | ---           | 1-1/2" | 5   | 0.66                | 63187              | ---           |
| 62188              | ---           | 2"     | 5   | 1.14                | 63188              | ---           |
| 62189              | ---           | 2-1/2" | 1   | 2.82                |                    |               |
| 62190              | ---           | 3"     | 1   | 2.91                | 63190              | ---           |
| 62191              | ---           | 4"     | 1   | 5.05                | 63192              | ---           |

**WARNING:** This product can expose you to chemicals, including Nickel, which are known to the State of California to cause cancer. For more information, visit [www.P65Warnings.ca.gov](http://www.P65Warnings.ca.gov)

## 304 AND 316 150# SS FITTINGS

### FITTINGS AND NIPPLES

#### TEE 304 & 316 150#



| PART #<br>304 S.S. | LIST PRICE | SIZE   | BOX | APPROX.<br>WT. LBS. | PART #<br>316 S.S. | LIST PRICE |
|--------------------|------------|--------|-----|---------------------|--------------------|------------|
| 62250              | ---        | 1/8"   | 25  | 0.07                | 63250              | ---        |
| 62251              | ---        | 1/4"   | 25  | 0.07                | 63251              | ---        |
| 62252              | ---        | 3/8"   | 25  | 0.11                | 63252              | ---        |
| 62253              | ---        | 1/2"   | 25  | 0.20                | 63253              | ---        |
| 62254              | ---        | 3/4"   | 25  | 0.29                | 63254              | ---        |
| 62255              | ---        | 1"     | 10  | 0.42                | 63255              | ---        |
| 62256              | ---        | 1-1/4" | 5   | 0.66                | 63256              | ---        |
| 62257              | ---        | 1-1/2" | 5   | 0.99                | 63257              | ---        |
| 62258              | ---        | 2"     | 3   | 1.43                | 63258              | ---        |
| 62259              | ---        | 2-1/2" | 1   | 1.43                |                    |            |
| 62260              | ---        | 3"     | 1   | 3.66                | 63260              | ---        |
| 62261              |            | 4"     | 1   | 7.19                | 63261              | ---        |

#### CROSS 304 & 316 150#



| PART #<br>304 S.S. | LIST PRICE | SIZE   | BOX | APPROX.<br>WT. LBS. | PART #<br>316 S.S. | LIST PRICE |
|--------------------|------------|--------|-----|---------------------|--------------------|------------|
|                    |            | 1/8"   | 25  | 0.06                | 63390              | ---        |
| 62391              | ---        | 1/4"   | 25  | 0.09                | 63391              | ---        |
| 62392              | ---        | 3/8"   | 25  | 0.13                | 63392              | ---        |
| 62393              | ---        | 1/2"   | 25  | 0.29                | 63393              | ---        |
| 62394              | ---        | 3/4"   | 10  | 0.44                | 63394              | ---        |
| 62395              | ---        | 1"     | 10  | 0.74                | 63395              | ---        |
| 62396              | ---        | 1-1/4" | 5   | 1.25                |                    | ---        |
| 62397              | ---        | 1-1/2" | 5   | 1.53                |                    | ---        |
| 62398              | ---        | 2"     | 1   | 2.28                |                    | ---        |

#### HEX NIPPLE 304 & 316 150#



| PART #<br>304 S.S. | LIST PRICE | SIZE   | BOX | APPROX.<br>WT. LBS. | PART #<br>316 S.S. | LIST PRICE |
|--------------------|------------|--------|-----|---------------------|--------------------|------------|
| 62720              | ---        | 1/8"   | 1   | 0.02                | 63720              | ---        |
| 62721              | ---        | 1/4"   | 1   | 0.04                | 63721              | ---        |
| 62722              | ---        | 3/8"   | 1   | 0.07                | 63722              | ---        |
| 62723              | ---        | 1/2"   | 1   | 0.11                | 63723              | ---        |
| 62724              | ---        | 3/4"   | 1   | 0.18                | 63724              | ---        |
| 62725              | ---        | 1"     | 1   | 0.22                | 63725              | ---        |
| 62726              | ---        | 1-1/4" | 1   | 0.37                | 63726              | ---        |
| 62727              | ---        | 1-1/2" | 1   | 0.46                | 63727              | ---        |
| 62728              | ---        | 2"     | 1   | 0.61                | 63728              | ---        |

#### REDUCING HEX NIPPLE 304 & 316 150#



| PART #<br>304 S.S. | LIST PRICE | SIZE        | BOX | APPROX.<br>WT. LBS. | PART #<br>316 S.S. | LIST PRICE |
|--------------------|------------|-------------|-----|---------------------|--------------------|------------|
| 62740              | ---        | 1/4" x 1/8" | 1   | 0.04                | 63740              | ---        |
| 62741              | ---        | 3/8" x 1/8" | 1   | 0.07                |                    | ---        |
| 62742              | ---        | 3/8" x 1/4" | 1   | 0.07                | 63742              | ---        |
| 62744              | ---        | 1/2" x 1/4" | 1   | 0.09                | 63744              | ---        |
| 62745              | ---        | 1/2" x 3/8" | 1   | 0.11                | 63745              | ---        |
| 62748              | ---        | 3/4" x 3/8" | 1   | 0.15                | 63748              | ---        |
| 62749              | ---        | 3/4" x 1/2" | 1   | 0.15                | 63749              | ---        |

**WARNING:** This product can expose you to chemicals, including Nickel, which are known to the State of California to cause cancer.  
 For more information, visit [www.P65Warnings.ca.gov](http://www.P65Warnings.ca.gov)

# 304 AND 316 150# SS FITTINGS

FITTINGS AND NIPPLES

## COUPLING 304 & 316 150#




| PART #<br>304 S.S. | LIST<br>PRICE | SIZE*  | BOX | APPROX.<br>WT. LBS. | PART #<br>316 S.S. | LIST PRICE |
|--------------------|---------------|--------|-----|---------------------|--------------------|------------|
| 62410              | ---           | 1/8"   | 25  | 0.03                | 63410              | ---        |
| 62411              | ---           | 1/4"   | 25  | 0.06                | 63411              | ---        |
| 62412              | ---           | 3/8"   | 25  | 0.07                | 63412              | ---        |
| 62413              | ---           | 1/2"   | 25  | 0.13                | 63413              | ---        |
| 62414              | ---           | 3/4"   | 25  | 0.18                | 63414              | ---        |
| 62415              | ---           | 1"     | 25  | 0.24                | 63415              | ---        |
| 62416              | ---           | 1-1/4" | 10  | 0.44                | 63416              | ---        |
| 62417              | ---           | 1-1/2" | 10  | 0.51                | 63417              | ---        |
| 62418              | ---           | 2"     | 5   | 0.79                | 63418              | ---        |
| 62419              | ---           | 2-1/2" | 1   | 1.28                |                    |            |
| 62420              | ---           | 3"     | 1   | 1.87                | 63420              | ---        |
| 62421              | ---           | 4"     | 1   | 2.80                | 63421              | ---        |

## REDUCING COUPLING 304 & 316 150#



| PART #<br>304 S.S. | LIST<br>PRICE | SIZE            | BOX | APPROX.<br>WT. LBS. | PART #<br>316 S.S. | LIST PRICE |
|--------------------|---------------|-----------------|-----|---------------------|--------------------|------------|
| 62430              | ---           | 1/4" x 1/8"     | 25  | 0.04                | 63430              | ---        |
| 62431              | ---           | 3/8" x 1/8"     | 25  | 0.04                | 63431              | ---        |
| 62432              | ---           | 3/8" x 1/4"     | 25  | 0.04                | 63432              | ---        |
| 62433              | ---           | 1/2" x 1/8"     | 25  | 0.09                | 63433              | ---        |
| 62434              | ---           | 1/2" x 1/4"     | 25  | 0.09                | 63434              | ---        |
| 62435              | ---           | 1/2" x 3/8"     | 25  | 0.09                | 63435              | ---        |
| 62455              | ---           | 3/4" x 1/8"     | 25  | 0.13                | 63455              | ---        |
| 62436              | ---           | 3/4" x 1/4"     | 25  | 0.11                | 63436              | ---        |
| 62437              | ---           | 3/4" x 3/8"     | 25  | 0.13                | 63437              | ---        |
| 62438              | ---           | 3/4" x 1/2"     | 25  | 0.15                | 63438              | ---        |
|                    |               | 1" x 1/4"       | 25  | 0.25                | 63459              | ---        |
| 62440              | ---           | 1" x 3/8"       | 25  | 0.22                | 63440              | ---        |
| 62441              | ---           | 1" x 1/2"       | 25  | 0.24                | 63441              | ---        |
| 62442              | ---           | 1" x 3/4"       | 25  | 0.24                | 63442              | ---        |
| 62445              | ---           | 1-1/4" x 3/4"   | 10  | 0.33                | 63445              | ---        |
| 62446              | ---           | 1-1/4" x 1"     | 10  | 0.35                | 63446              | ---        |
| 62447              | ---           | 1-1/2" x 1/2"   | 10  | 0.40                | 63447              | ---        |
| 62448              | ---           | 1-1/2" x 3/4"   | 10  | 0.42                | 63448              | ---        |
| 62449              | ---           | 1-1/2" x 1"     | 10  | 0.44                | 63449              | ---        |
| 62450              | ---           | 1-1/2" x 1-1/4" | 10  | 0.46                | 63450              | ---        |
| 62459              |               | 2" x 1/2"       |     |                     |                    |            |
| 62451              | ---           | 2" x 3/4"       |     |                     |                    |            |
| 62452              | ---           | 2" x 1"         | 5   | 0.57                | 63452              | ---        |
| 62453              | ---           | 2" x 1-1/4"     | 5   | 0.62                | 63453              | ---        |
| 62454              | ---           | 2" x 1-1/2"     | 5   | 0.62                | 63454              | ---        |
| 62462              |               | 2-1/2" x 2"     |     |                     |                    |            |
| 62428              | ---           | 3" x 1"         | 1   | 1.82                |                    |            |
| 62456              | ---           | 3" x 2"         | 1   | 2.25                |                    |            |
| 62457              |               | 4" x 3"         |     |                     |                    |            |

## OD MACHINED COUPLING 304 & 316 150#




| PART #<br>304 S.S. | LIST<br>PRICE | SIZE   | A    | B    | BOX | APPROX.<br>WT. LBS. | PART #<br>316 S.S. | LIST PRICE |
|--------------------|---------------|--------|------|------|-----|---------------------|--------------------|------------|
| 62410B             | ---           | 1/8"   | 0.76 | 0.56 | 25  | 0.04                | 63410B             | ---        |
| 62411B             | ---           | 1/4"   | 0.94 | 0.71 | 25  | 0.04                | 63411B             | ---        |
| 62412B             | ---           | 3/8"   | 0.98 | 0.84 | 25  | 0.07                | 63412B             | ---        |
| 62413B             | ---           | 1/2"   | 1.33 | 1.01 | 25  | 0.09                | 63413B             | ---        |
| 62414B             | ---           | 3/4"   | 1.41 | 1.27 | 25  | 0.16                | 63414B             | ---        |
| 62415B             | ---           | 1"     | 1.69 | 1.54 | 10  | 0.21                | 63415B             | ---        |
| 62416B             | ---           | 1-1/4" | 1.93 | 1.90 | 10  | 0.31                | 63416B             | ---        |
| 62417B             | ---           | 1-1/2" | 1.93 | 2.16 | 5   | 0.41                | 63417B             | ---        |
| 62418B             | ---           | 2"     | 1.96 | 2.66 | 5   | 0.68                | 63418B             | ---        |
| 62420B             | ---           | 3"     | 3.23 | 3.76 | 1   |                     |                    |            |

**WARNING:** This product can expose you to chemicals, including Nickel, which are known to the State of California to cause cancer. For more information, visit [www.P65Warnings.ca.gov](http://www.P65Warnings.ca.gov)

## 304 AND 316 150# SS FITTINGS

FITTINGS AND NIPPLES

### HALF COUPLING 304 & 316 150#



| PART #<br>304 S.S | LIST PRICE | SIZE   | A    | B    | BOX | APPROX.<br>WT. LBS. | PART #<br>316 S.S. | LIST PRICE |
|-------------------|------------|--------|------|------|-----|---------------------|--------------------|------------|
| 62770             | ---        | 1/8"   |      |      |     |                     |                    |            |
| 62771             | ---        | 1/4"   | 0.39 | 0.70 | 25  | 0.02                | 63771              | ---        |
| 62772             | ---        | 3/8"   | 0.45 | 0.82 | 25  | 0.02                |                    | ---        |
| 62773             | ---        | 1/2"   | 0.57 | 1.02 | 25  | 0.09                | 63773              | ---        |
| 62774             | ---        | 3/4"   | 0.67 | 1.22 | 25  | 0.11                |                    | ---        |
| 62775             | ---        | 1"     | 0.79 | 1.47 | 25  | 0.13                | 63775              | ---        |
| 62776             | ---        | 1-1/4" | 0.86 | 1.88 | 10  | 0.24                |                    | ---        |
| 62777             | ---        | 1-1/2" | 0.94 | 2.10 | 10  | 0.26                |                    | ---        |
| 62778             | ---        | 2"     | 1.06 | 2.60 | 5   | 0.44                | 63778              | ---        |
| 62779             |            | 3"     |      |      |     |                     |                    |            |

### UNION 304 & 316 150#

• Stainless Steel Seat



| PART #<br>304 S.S | LIST PRICE | SIZE   | BOX | APPROX.<br>WT. LBS. | PART #<br>316 S.S. | LIST PRICE |
|-------------------|------------|--------|-----|---------------------|--------------------|------------|
| 62600             | ---        | 1/8"   | 25  | 0.09                |                    | ---        |
| 62601             | ---        | 1/4"   | 25  | 0.13                | 63601              | ---        |
| 62602             | ---        | 3/8"   | 25  | 0.22                | 63602              | ---        |
| 62603             | ---        | 1/2"   | 25  | 0.26                | 63603              | ---        |
| 62604             | ---        | 3/4"   | 25  | 0.46                | 63604              | ---        |
| 62605             | ---        | 1"     | 10  | 0.60                | 63605              | ---        |
| 62606             | ---        | 1-1/4" | 5   | 0.90                | 63606              | ---        |
| 62607             | ---        | 1-1/2" | 5   | 1.10                | 63607              | ---        |
| 62608             | ---        | 2"     | 1   | 1.81                | 63608              | ---        |
| 62609             |            | 2-1/2" |     |                     |                    |            |
| 62610             | ---        | 3"     | 1   | 3.40                |                    | ---        |

### CAP - CAST 304 & 316 150#



| PART #<br>304 S.S | LIST PRICE | SIZE   | BOX | APPROX.<br>WT. LBS. | PART #<br>316 S.S. | LIST PRICE |
|-------------------|------------|--------|-----|---------------------|--------------------|------------|
| 62470             | ---        | 1/8"   | 25  | 0.02                | 63470              | ---        |
| 62471             | ---        | 1/4"   | 25  | 0.02                | 63471              | ---        |
| 62472             | ---        | 3/8"   | 25  | 0.04                | 63472              | ---        |
| 62473             | ---        | 1/2"   | 25  | 0.07                | 63473              | ---        |
| 62474             | ---        | 3/4"   | 25  | 0.11                | 63474              | ---        |
| 62475             | ---        | 1"     | 10  | 0.18                | 63475              | ---        |
| 62476             | ---        | 1-1/4" | 10  | 0.29                | 63476              | ---        |
| 62477             | ---        | 1-1/2" | 10  | 0.40                | 63477              | ---        |
| 62478             | ---        | 2"     | 10  | 0.60                | 63478              | ---        |
| 62480             | ---        | 3"     | 1   | 1.28                | 63480              | ---        |
| 62481             | ---        | 4"     | 1   | 1.54                |                    |            |

### HEX CAP - BARSTOCK 304 & 316 150#



| PART #<br>304 S.S | LIST PRICE | SIZE | BOX | APPROX.<br>WT. LBS. | PART #<br>316 S.S. | LIST PRICE |
|-------------------|------------|------|-----|---------------------|--------------------|------------|
| 62075             | ---        | 1/8" | 25  | 0.04                | 63075              | ---        |
| 62076             | ---        | 1/4" | 25  | 0.09                | 63076              | ---        |
| 62077             | ---        | 3/8" | 25  | 0.11                |                    | ---        |
| 62078             | ---        | 1/2" | 25  | 0.13                | 63078              | ---        |
| 62079             | ---        | 3/4" | 25  | 0.22                |                    | ---        |

**WARNING:** This product can expose you to chemicals, including Nickel, which are known to the State of California to cause cancer.  
 For more information, visit [www.P65Warnings.ca.gov](http://www.P65Warnings.ca.gov)

# 304 AND 316 150# SS FITTINGS

FITTINGS AND NIPPLES

## HEX BUSHING 304 & 316 150#



stainless steel:

- barbed for plastic pipe
- Well Couplings
- merchant couplings
- See End of Bronze Fitting Section

| PART #<br>304 S.S. | LIST PRICE | SIZE<br>M X F   | BOX | APPROX.<br>WT. LBS. | PART #<br>316 S.S. | LIST PRICE |
|--------------------|------------|-----------------|-----|---------------------|--------------------|------------|
| 62500              | ---        | 1/4" x 1/8"     | 25  | 0.04                | 63500              | ---        |
| 62501              | ---        | 3/8" x 1/8"     | 25  | 0.04                | 63501              | ---        |
| 62502              | ---        | 3/8" x 1/4"     | 25  | 0.04                | 63502              | ---        |
| 62503              | ---        | 1/2" x 1/8"     | 25  | 0.09                |                    |            |
| 62504              | ---        | 1/2" x 1/4"     | 25  | 0.09                | 63504              | ---        |
| 62505              | ---        | 1/2" x 3/8"     | 25  | 0.11                | 63505              | ---        |
| 62506              | ---        | 3/4" x 1/8"     | 25  | 0.13                | 63506              | ---        |
| 62507              | ---        | 3/4" x 1/4"     | 25  | 0.15                | 63507              | ---        |
| 62508              | ---        | 3/4" x 3/8"     | 25  | 0.15                | 63508              | ---        |
| 62509              | ---        | 3/4" x 1/2"     | 25  | 0.15                | 63509              | ---        |
| 62557              | ---        | 1" x 1/8"       | 25  | 0.27                |                    |            |
| 62510              | ---        | 1" x 1/4"       | 25  | 0.22                | 63510              | ---        |
| 62511              | ---        | 1" x 3/8"       | 25  | 0.24                | 63511              | ---        |
| 62512              | ---        | 1" x 1/2"       | 25  | 0.24                | 63512              | ---        |
| 62513              | ---        | 1" x 3/4"       | 25  | 0.24                | 63513              | ---        |
| 62515              | ---        | 1-1/4" x 3/8"   | 25  | 0.37                |                    |            |
| 62516              | ---        | 1-1/4" x 1/2"   | 25  | 0.37                | 63516              | ---        |
| 62517              | ---        | 1-1/4" x 3/4"   | 25  | 0.37                | 63517              | ---        |
| 62518              | ---        | 1-1/4" x 1"     | 25  | 0.37                | 63518              | ---        |
| 62521              | ---        | 1-1/2" x 1/2"   | 25  | 0.44                | 63521              | ---        |
| 62522              | ---        | 1-1/2" x 3/4"   | 25  | 0.46                | 63522              | ---        |
| 62532              | ---        | 1-1/2" x 1"     | 25  | 0.49                | 63523              | ---        |
| 62524              | ---        | 1-1/2" x 1-1/4" | 25  | 0.46                | 63524              | ---        |
| 62559              | ---        | 2" x 1/4"       | 10  | 0.95                | 63526              |            |
| 62527              | ---        | 2" x 1/2"       | 10  | 0.66                | 63527              | ---        |
| 62528              | ---        | 2" x 3/4"       | 10  | 0.66                | 63528              | ---        |
| 62529              | ---        | 2" x 1"         | 10  | 0.66                | 63529              | ---        |
| 62530              | ---        | 2" x 1-1/4"     | 10  | 0.68                | 63530              | ---        |
| 62531              | ---        | 2" x 1-1/2"     | 10  | 0.68                | 63531              | ---        |
| 62534              | ---        | 2-1/2" x 1-1/2" | 5   | 1.23                | 63534              | ---        |
| 62535              | ---        | 2-1/2" x 2"     | 5   | 1.21                | 63535              | ---        |
|                    |            | 3" x 1"         | 5   | 2.20                | 63550              | ---        |
| 62537              | ---        | 3" x 1-1/2"     | 5   | 1.97                | 63537              | ---        |
| 62538              | ---        | 3" x 2"         | 5   | 1.72                | 63538              | ---        |
| 62539              | ---        | 3" x 2-1/2"     | 5   | 1.81                | 63539              |            |
|                    |            | 4" x 2"         | 1   | 3.72                | 63541              | ---        |
| 62543              | ---        | 4" x 3"         | 1   | 2.43                | 63543              | ---        |

## BULKHEAD FITTINGS - STAINLESS STEEL 316 NPT (3/4-2")



| PART # | SIZE   | HOLE SIZE | HEX      | LENGTH   | LIST PRICE |
|--------|--------|-----------|----------|----------|------------|
| 63214  | 3/4"   | 1-5/8"    | 2-15/32" | 1-13/16" | ---        |
| 63215  | 1"     | 2-1/4"    | 3-1/16"  | 2-7/8"   | ---        |
| 63216  | 1-1/4" | 2-1/4"    | 3-1/16"  | 2-3/8"   | ---        |
| 63217  | 1-1/2" | 3"        | 4-1/4"   | 2-5/8"   | ---        |
| 63218  | 2"     | 3"        | 4-1/4"   | 2-5/8"   | ---        |

WARNING: This product can expose you to chemicals, including Nickel, which are known to the State of California to cause cancer. For more information, visit [www.P65Warnings.ca.gov](http://www.P65Warnings.ca.gov)

## 304 AND 316 150# SS FITTINGS

### FITTINGS AND NIPPLES

#### HEX LOCKNUT

##### 304 & 316 150#

- Straight Thread



| PART #304 S.S | LIST PRICE | SIZE   | BOX | APPROX. WT. LBS. |
|---------------|------------|--------|-----|------------------|
| 62700         | ---        | 1/8"   | 25  | 0.02             |
| 62701         | ---        | 1/4"   | 25  | 0.05             |
| 62702         | ---        | 3/8"   | 25  | 0.06             |
| 62703         | ---        | 1/2"   | 25  | 0.07             |
| 62704         | ---        | 3/4"   | 25  | 0.11             |
| 62705         | ---        | 1"     | 25  | 0.15             |
| 62706         | ---        | 1-1/4" | 25  | 0.22             |

#### CORED SQUARE HEAD PLUG

##### 304 & 316 150#



| PART # 304 S.S | LIST PRICE | SIZE   | BOX | APPROX. WT. LBS. | PART # 316 S.S. | LIST PRICE |
|----------------|------------|--------|-----|------------------|-----------------|------------|
| 62670          | ---        | 1/8"   | 25  | 0.02             | 63670           | ---        |
| 62671          | ---        | 1/4"   | 25  | 0.03             | 63671           | ---        |
| 62672          | ---        | 3/8"   | 25  | 0.04             | 63672           | ---        |
| 62653          | ---        | 1/2"   | 25  | 0.06             | 63653           | ---        |
| 62654          | ---        | 3/4"   | 25  | 0.13             | 63654           | ---        |
| 62655          | ---        | 1"     | 25  | 0.20             | 63655           | ---        |
| 62656          | ---        | 1-1/4" | 25  | 0.32             | 63656           | ---        |
| 62657          | ---        | 1-1/2" | 10  | 0.41             | 63657           | ---        |
| 62658          | ---        | 2"     | 10  | 0.65             | 63658           | ---        |
| 62660          | ---        | 3"     | 1   | 0.88             |                 |            |

#### CORED HEX HEAD PLUG

##### 304 & 316 150#



| PART # 304 S.S | LIST PRICE | SIZE   | BOX | APPROX. WT. LBS. | PART # 316 S.S. | LIST PRICE |
|----------------|------------|--------|-----|------------------|-----------------|------------|
| 62630          | ---        | 1/8"   | 25  | 0.02             | 63630           | ---        |
| 62631          | ---        | 1/4"   | 25  | 0.02             | 63631           | ---        |
| 62632          | ---        | 3/8"   | 25  | 0.04             | 63632           | ---        |
| 62633          | ---        | 1/2"   | 25  | 0.07             | 63633           | ---        |
| 62634          | ---        | 3/4"   | 25  | 0.11             | 63634           | ---        |
| 62635          | ---        | 1"     | 25  | 0.20             | 63635           | ---        |
| 62636          | ---        | 1-1/4" | 25  | 0.31             | 63636           | ---        |
| 62637          | ---        | 1-1/2" | 10  | 0.44             | 63637           | ---        |
| 62638          | ---        | 2"     | 10  | 0.65             | 63638           | ---        |
| 62640          |            | 3"     |     |                  |                 |            |

#### HOSE NIPPLE

##### 304 & 316 150#



HOSE BARB X MALE PIPE

| PART # 304 S.S | LIST PRICE | HOSE I.D. X MALE PIPE | BOX | APPROX. WT. LBS. | PART # 316 S.S. | LIST PRICE |
|----------------|------------|-----------------------|-----|------------------|-----------------|------------|
| 73951          | ---        | 1/4"                  | 1   | 0.04             | 973951          | ---        |
| 73952          | ---        | 3/8"                  | 1   | 0.07             | 973952          | ---        |
| 73953          | ---        | 1/2"                  | 1   | 0.13             | 973953          | ---        |
| 73954          | ---        | 3/4"                  | 1   | 0.20             | 973954          | ---        |
| 73955          | ---        | 1"                    | 1   | 0.33             | 973955          | ---        |
| 73956          | ---        | 1-1/4"                | 1   | 0.47             | 973956          | ---        |
| 73957          | ---        | 1-1/2"                | 1   | 0.67             | 973957          | ---        |
| 73958          | ---        | 2"                    | 1   | 0.88             | 973958          | ---        |
| 73959          | ---        | 2-1/2"                | 1   | 1.45             | 973959          | ---        |
| 73960          | ---        | 3"                    | 1   | 1.94             | 973990          | ---        |
|                |            | 4"                    | 1   | 3.57             | 973991          | ---        |

**WARNING:** This product can expose you to chemicals, including Nickel, which are known to the State of California to cause cancer. For more information, visit [www.P65Warnings.ca.gov](http://www.P65Warnings.ca.gov)

# 304 AND 316 150# SS FITTINGS

FITTINGS AND NIPPLES

## REDUCING HOSE NIPPLE

304 150#



HOSE BARB X MALE PIPE

| PART #<br>304 S.S | HOSE I.D. X<br>MALE PIPE | BOX | APPROX. WT.<br>LBS. | LIST PRICE |
|-------------------|--------------------------|-----|---------------------|------------|
| 73970             | 1/4" x 1/8"              | 1   | 0.04                | ---        |
| 73971             | 3/8" x 1/4"              | 1   | 0.07                | ---        |
| 73972             | 1/2" x 3/8"              | 1   | 0.13                | ---        |
| 73973             | 1/2" x 1/4"              | 1   | 0.13                | ---        |
| 73974             | 3/4" x 1/2"              | 1   | 0.20                | ---        |
| 73975             | 1" x 3/4"                | 1   | 0.33                | ---        |
| 73976             | 1" x 1/2"                | 1   | 0.33                | ---        |
| 73977             | 1-1/4" x 1"              | 1   | 0.46                | ---        |
| 73979             | 1-1/2" x 1-1/4"          | 1   | 0.66                | ---        |
| 73980             | 1-1/2" x 1"              | 1   | 0.66                | ---        |
| 73982             | 2" x 1-1/4"              | 1   | 0.88                | ---        |

## SOLID HEX HEAD PLUG

316 150#



| PART #<br>316 S.S | SIZE | BOX | APPROX. WT.<br>LBS. | LIST PRICE |
|-------------------|------|-----|---------------------|------------|
| 63660             | 1/8" | 25  | 0.04                | ---        |
| 63661             | 1/4" | 25  | 0.06                | ---        |
| 63662             | 3/8" | 25  | 0.08                | ---        |
| 63663             | 1/2" | 25  | 0.12                | ---        |
| 63664             | 3/4" | 25  | 0.15                | ---        |
| 63665             | 1"   | 25  | 0.24                | ---        |

## HEX SOCKET PLUG - BARSTOCK

316 150#



| PART #<br>316 S.S | SIZE  | BOX | APPROX. WT.<br>LBS. | LIST PRICE |
|-------------------|-------|-----|---------------------|------------|
| 63760             | 1/8 " | 1   | 0.05                | ---        |
| 63761             | 1/4 " | 1   | 0.07                | ---        |
| 63762             | 3/8 " | 1   | 0.10                | ---        |
| 63763             | 1/2 " | 1   | 0.14                | ---        |
| 63764             | 3/4 " | 1   | 0.21                | ---        |
| 63765             | 1"    | 1   | 0.24                | ---        |

## SOLID SQUARE HEAD PLUG

316 150#V



| PART #<br>316 S.S | SIZE | BOX | APPROX. WT.<br>LBS. | LIST PRICE |
|-------------------|------|-----|---------------------|------------|
| 63680             | 1/8" | 25  | 0.04                | ---        |
| 63681             | 1/4" | 25  | 0.04                | ---        |
| 63682             | 3/8" | 25  | 0.05                | ---        |
| 63683             | 1/2" | 25  | 0.06                | ---        |
| 63684             | 3/4" | 25  | 0.12                | ---        |

**WARNING:** This product can expose you to chemicals, including Nickel, which are known to the State of California to cause cancer. For more information, visit [www.P65Warnings.ca.gov](http://www.P65Warnings.ca.gov)

# BLACK AND GALVANIZED SCH 40

FITTINGS AND NIPPLES



## BLACK AND GALVANIZED STEEL NIPPLES

### Product Specifications

Welded steel pipe nipples both galvanized and black in diameters ranging from 1/8" up to 4" in lengths from close to 12" and cut-pipe up to 120". -200°-150° Temp Rating.

### Technical Specifications

**Standards:** Product complies with ASTM A-53, A-733 and ANSI B1.20.1 for threading, dimensions and pipe specifications.

**Pipe:** Complies with ASTM A-53 mill tested schedule 40 and 80 for both Welded & Seamless Meets ANSI B36.1. All pipe is hydrostatic tested.

**Galvanized:** Zinc coating applied by hot dipped. Galvanized complying with ASTM A-123, NSF approved, RoHS compliant.

**Black:** Protected against oxidation with varnish coating.

**Cutting Procedure:** All pipe is roller cut. A visual inspection of seams, excessive galvanizing, mid-welds, poor galvanizing, bends, roundness, under and over weight of the pipe is made at the time it is cut. This is done for every length of pipe. Pipe lengths are cut to a tolerance of + or - 1/16" of the actual length.

### Threading Procedure:

All pipe is chaser thread cut to American Standard Tapered Pipe Thread standards. This is 3/4" taper per foot. Pipe is visually inspected for roundness of threads and other visual faults as it is removed from the threading machine.

### SCHEDULE 80 XXS SEAMLESS



- ASTM A106 Grade B Seamless Pipe
- ASTM A 53
- WVN 351
- Standard NPT Tapered Pipe Threads as per ANSI B 1.20.1 Specification

### XXS SEAMLESS



**WARNING:** This product can expose you to chemicals, including Nickel, which are known to the State of California to cause cancer. For more information, visit [www.P65Warnings.ca.gov](http://www.P65Warnings.ca.gov)



# BLACK AND GALVANIZED SCH 40

FITTINGS AND NIPPLES

1/8" - 27

Wall Thickness 0.068 - GradeB - Test Pressure 700  
PSI - Thread Length 0.39

1/8" DIAMETER  
SCH 40 WELDED

| PART #<br>GALV | LIST<br>PRICE | LENGTH         | BOX/CASE | APPROX. WT. LBS. | PART #<br>BLACK | LIST PRICE |
|----------------|---------------|----------------|----------|------------------|-----------------|------------|
| 56001          | ---           | X Close (3/4") | 50/600   | 0.02             | 57001           | ---        |
| 56002          | ---           | x 1-1/2"       | 50/600   | 0.03             | 57002           | ---        |
| 56003          | ---           | x 2"           | 50/500   | 0.04             | 57003           | ---        |
| 56004          | ---           | x 2-1/2"       | 100/400  | 0.06             | 57004           | ---        |
| 56005          | ---           | x 3            | 50/300   | 0.07             | 57005           | ---        |
| 56006          | ---           | x 3-1/2"       | 50/300   | 0.08             | 57006           | ---        |
| 56007          | ---           | x 4"           | 50/300   | 0.09             | 57007           | ---        |
| 56008          | ---           | x 4-1/2"       | 50/300   | 0.10             | 57008           | ---        |
| 56009          | ---           | x 5"           | 50/300   | 0.11             | 57009           | ---        |
| 56010          | ---           | x 5-1/2"       | 50/300   | 0.12             | 57010           | ---        |
| 56011          | ---           | x 6"           | 50/300   | 0.13             | 57011           | ---        |
| 56012          | ---           | x 7"           | 50/300   | 0.15             | 57012           | ---        |
| 56013          | ---           | x 8"           | 50/300   | 0.18             | 57013           | ---        |
|                | ---           | x 9"           | 50/300   | 0.21             | 57014           | ---        |
| 56015          | ---           | x 10"          | 50/300   | 0.25             | 57015           | ---        |
| 56017          | ---           | x 12"          | 50/300   | 0.29             | 57017           | ---        |

1/4"-18

Wall Thickness 0.068 - GradeB - Test Pressure 700  
PSI - Thread Length 0.39

1/4" DIAMETER  
SCH 40 WELDED

| PART #<br>GALV | LIST<br>PRICE | LENGTH         | BOX/CASE | APPROX. WT. LBS. | PART #<br>BLACK | LIST PRICE |
|----------------|---------------|----------------|----------|------------------|-----------------|------------|
| 56020          | ---           | X Close (7/8") | 50/600   | 0.04             | 57020           | ---        |
| 56021          | ---           | x 1-1/2"       | 125/500  | 0.06             | 57021           | ---        |
| 56022          | ---           | x 2"           | 125/500  | 0.06             | 57022           | ---        |
| 56023          | ---           | x 2-1/2"       | 100/400  | 0.08             | 57023           | ---        |
| 56024          | ---           | x 3            | 50/300   | 0.10             | 57024           | ---        |
| 56025          | ---           | x 3-1/2"       | 50/300   | 0.12             | 57025           | ---        |
| 56026          | ---           | x 4"           | 50/300   | 0.14             | 57026           | ---        |
| 56027          | ---           | x 4-1/2"       | 50/300   | 0.17             | 57027           | ---        |
| 56028          | ---           | x 5"           | 50/300   | 0.19             | 57028           | ---        |
| 56029          | ---           | x 5-1/2"       | 50/300   | 0.21             | 57029           | ---        |
| 56030          | ---           | x 6"           | 50/300   | 0.23             | 57030           | ---        |
| 56031          | ---           | x 7"           | 50/100   | 0.27             | 57031           | ---        |
| 56032          | ---           | x 8"           | 50/100   | 0.31             | 57032           | ---        |
|                | ---           | x 9"           | 50/100   | 0.35             | 57033           | ---        |
| 56034          | ---           | x 10"          | 50/100   | 0.40             | 57034           | ---        |
| 56035          | ---           | x 11"          | 50/100   | 0.44             | 57035           | ---        |
| 56036          | ---           | x 12"          | 50/100   | 0.48             | 57036           | ---        |
| 56038          | ---           | x 18"          | 50/100   | 0.54             |                 |            |

**WARNING:** This product can expose you to chemicals, including Nickel, which are known to the State of California to cause cancer.  
 For more information, visit [www.P65Warnings.ca.gov](http://www.P65Warnings.ca.gov)

# BLACK AND GALVANIZED SCH 40

FITTINGS AND NIPPLES



**3/8" DIAMETER  
SCH 40 WELDED**  
Wall Thickness 0.091 -  
Grade B - Test Pressure 700  
PSI - Thread Length 0.6



| PART # GALV | LIST PRICE | LENGTH       | BOX/CASE | APPROX. WT. LBS. | PART # BLACK | LIST PRICE |
|-------------|------------|--------------|----------|------------------|--------------|------------|
| 56040       | ---        | X Close (1") | 50/600   | 0.05             | 57040        | ---        |
| 56041       | ---        | x 1-1/2"     | 125/500  | 0.07             | 57041        | ---        |
| 56042       | ---        | x 2"         | 125/500  | 0.08             | 57042        | ---        |
| 56043       | ---        | x 2-1/2"     | 100/400  | 0.11             | 57043        | ---        |
| 56044       | ---        | x 3"         | 50/300   | 0.13             | 57044        | ---        |
| 56045       | ---        | x 3-1/2"     | 50/300   | 0.16             | 57045        | ---        |
| 56046       | ---        | x 4"         | 50/300   | 0.19             | 57046        | ---        |
| 56047       | ---        | x 4-1/2"     | 50/200   | 0.21             | 57047        | ---        |
| 56048       | ---        | x 5"         | 50/150   | 0.24             | 57048        | ---        |
| 56049       | ---        | x 5-1/2"     | 50/150   | 0.27             | 57049        | ---        |
| 56050       | ---        | x 6"         | 50/100   | 0.29             | 57050        | ---        |
| 56051       | ---        | x 7"         | 50/100   | 0.35             | 57051        | ---        |
| 56052       | ---        | x 8"         | 50/100   | 0.40             | 57052        | ---        |
|             | ---        | x 9"         | 50/100   | 0.45             | 57053        | ---        |
| 56054       | ---        | x 10"        | 50/100   | 0.51             | 57054        | ---        |
| 56055       | ---        | x 11"        | 50/100   | 0.56             | 57055        | ---        |
| 56056       | ---        | x 12"        | 50/100   | 0.62             | 57056        | ---        |
| 56430       | ---        | x 18"        | 5/10     | 0.71             | 57430        | ---        |
|             |            | x 24"        | 1/1      | 1.02             | 57431        | ---        |
|             |            | x 36"        | 1/1      | 1.54             | 57433        | ----       |



**1/2" DIAMETER  
SCH 40 WELDED**  
Wall Thickness 0.109 -  
Grade B - Test Pressure  
700 PSI - Thread Length  
0.78



| PART # GALV | LIST PRICE | LENGTH           | BOX/CASE | APPROX. WT. LBS. | PART # BLACK | LIST PRICE |
|-------------|------------|------------------|----------|------------------|--------------|------------|
| 56060       | ---        | X Close (1-1/8") | 50/600   | 0.08             | 57060        | ---        |
| 56061       | ---        | x 1-1/2"         | 125/500  | 0.08             | 57061        | ---        |
| 56062       | ---        | x 2"             | 125/500  | 0.12             | 57062        | ---        |
| 56063       | ---        | x 2-1/2"         | 100/400  | 0.15             | 57063        | ---        |
| 56064       | ---        | x 3"             | 50/300   | 0.19             | 57064        | ---        |
| 56065       | ---        | x 3-1/2"         | 50/300   | 0.23             | 57065        | ---        |
| 56066       | ---        | x 4"             | 50/300   | 0.27             | 57066        | ---        |
| 56067       | ---        | x 4-1/2"         | 50/200   | 0.30             | 57067        | ---        |
| 56068       | ---        | x 5"             | 50/150   | 0.34             | 57068        | ---        |
| 56069       | ---        | x 5-1/2"         | 50/150   | 0.38             | 57069        | ---        |
| 56070       | ---        | x 6"             | 50/100   | 0.42             | 57070        | ---        |
| 56071       | ---        | x 7"             | 50/100   | 0.49             | 57071        | ---        |
| 56072       | ---        | x 8"             | 50/100   | 0.57             | 57072        | ---        |
| 56073       | ---        | x 9"             | 50/100   | 0.65             | 57073        | ---        |
| 56074       | ---        | x 10"            | 50/100   | 0.72             | 57074        | ---        |
| 56075       | ---        | x 11"            | 50/100   | 0.80             | 57075        | ---        |
| 56076       | ---        | x 12"            | 40/80    | 0.87             | 57076        | ---        |
| 56240       | ---        | x 18"            | 1/3      | 1.29             | 57240        | ---        |
| 56241       | ---        | x 24"            | 1/3      | 1.74             | 57241        | ---        |
| 56242       | ---        | x 30"            | 1/3      | 2.16             | 57242        | ---        |
| 56243       | ---        | x 36"            | 1/3      | 2.61             | 57243        | ---        |
| 56245       | ---        | x 48"            | 1/3      | 3.48             | 57245        | ---        |
| 56246       | ---        | x 60"            | 1/3      | 4.35             | 57246        | ---        |
| 56247       | ---        | x 72"            | 1/3      | 5.22             | 57247        | ---        |

**WARNING:** This product can expose you to chemicals, including Nickel, which are known to the State of California to cause cancer.  
 For more information, visit [www.P65Warnings.ca.gov](http://www.P65Warnings.ca.gov)

# BLACK AND GALVANIZED SCH 40

FITTINGS AND NIPPLES

## 3/4" DIAMETER SCH 40 WELDED



Wall Thickness 0.113 -  
Grade B - Test Pres-  
sure 700 PSI - Thread  
Length 0.79



| Part # Galv | List Price | Length           | Box/Case | Approx. Wt. Lbs. | Part # Black | List Price |
|-------------|------------|------------------|----------|------------------|--------------|------------|
| 56080       | ---        | X Close (1-3/8") | 50/300   | 0.13             | 57080        | ---        |
| 56081       | ---        | x 1-1/2"         | 125/250  | 0.10             | 57081        | ---        |
| 56082       | ---        | x 2"             | 125/250  | 0.15             | 57082        | ---        |
| 56083       | ---        | x 2-1/2"         | 50/250   | 0.20             | 57083        | ---        |
| 56084       | ---        | x 3"             | 50/200   | 0.24             | 57084        | ---        |
| 56085       | ---        | x 3-1/2"         | 50/150   | 0.29             | 57085        | ---        |
| 56086       | ---        | x 4"             | 50/150   | 0.34             | 57086        | ---        |
| 56087       | ---        | x 4-1/2"         | 50/150   | 0.39             | 57087        | ---        |
| 56088       | ---        | x 5"             | 50/150   | 0.43             | 57088        | ---        |
| 56089       | ---        | x 5-1/2"         | 60/120   | 0.48             | 57089        | ---        |
| 56090       | ---        | x 6"             | 50/100   | 0.53             | 57090        | ---        |
| 56091       | ---        | x 7"             | 50/100   | 0.63             | 57091        | ---        |
| 56092       | ---        | x 8"             | 50/100   | 0.72             | 57092        | ---        |
| 56093       | ---        | x 9"             | 40/80    | 0.82             | 57093        | ---        |
| 56094       | ---        | x 10"            | 40/80    | 0.91             | 57094        | ---        |
| 56095       | ---        | x 11"            | 30/60    | 1.01             | 57095        | ---        |
| 56096       | ---        | x 12"            | 30/60    | 1.10             | 57096        | ---        |
| 56250       | ---        | x 18"            | 1/3      | 1.63             | 57250        | ---        |
| 56251       | ---        | x 24"            | 1/3      | 2.20             | 57251        | ---        |
| 56252       | ---        | x 30"            | 1/3      | 2.73             | 57252        | ---        |
| 56253       | ---        | x 36"            | 1/3      | 3.30             | 57253        | ---        |
| 56255       | ---        | x 48"            | 1/3      | 4.40             | 57255        | ---        |
| 56256       | ---        | x 60"            | 1/3      | 5.50             | 57256        | ---        |
| 56257       | ---        | x 72"            | 1/3      | 6.60             | 57257        | ---        |

**WARNING:** This product can expose you to chemicals, including Nickel, which are known to the State of California to cause cancer. For more information, visit [www.P65Warnings.ca.gov](http://www.P65Warnings.ca.gov)

# BLACK AND GALVANIZED SCH 40

## FITTINGS AND NIPPLES



### 1" DIAMETER SCH 40 WELDED

Wall Thickness 0.133 -  
Grade B - Test Pressure  
700 PSI - Thread Length  
0.98



| PART #<br>GALV | LIST<br>PRICE | LENGTH           | BOX/CASE | APPROX. WT. LBS. | PART #<br>BLACK | LIST PRICE |
|----------------|---------------|------------------|----------|------------------|-----------------|------------|
| 56100          | ---           | X Close (1-1/2") | 50/200   | 0.16             | 57100           | ---        |
| 56101          | ---           | x 2"             | 50/150   | 0.23             | 57101           | ---        |
| 56102          | ---           | x 2-1/2"         | 50/150   | 0.29             | 57102           | ---        |
| 56103          | ---           | x 3"             | 50/100   | 0.36             | 57103           | ---        |
| 56104          | ---           | x 3-1/2"         | 50/100   | 0.43             | 57104           | ---        |
| 56105          | ---           | x 4"             | 50/100   | 0.50             | 57105           | ---        |
| 56106          | ---           | x 4-1/2"         | 50/100   | 0.56             | 57106           | ---        |
| 56107          | ---           | x 5"             | 50/100   | 0.63             | 57107           | ---        |
| 56108          | ---           | x 5-1/2"         | 50/100   | 0.70             | 57108           | ---        |
| 56109          | ---           | x 6"             | 40/80    | 0.77             | 57109           | ---        |
| 56110          | ---           | x 7"             | 25/50    | 0.90             | 57110           | ---        |
| 56111          | ---           | x 8"             | 25/50    | 1.03             | 57111           | ---        |
| 56112          | ---           | x 9"             | 15/30    | 1.17             | 57112           | ---        |
| 56113          | ---           | x 10"            | 15/30    | 1.30             | 57113           | ---        |
| 56114          | ---           | x 11"            | 15/30    | 1.44             | 57114           | ---        |
| 56115          | ---           | x 12"            | 15/30    | 1.57             | 57115           | ---        |
| 56260          | ---           | x 18"            | 1/3      | 2.34             | 57260           | ---        |
| 56261          | ---           | x 24"            | 1/3      | 3.14             | 57261           | ---        |
| 56262          | ---           | x 30"            | 1/3      | 3.91             | 57262           | ---        |
| 56263          | ---           | x 36"            | 1/3      | 4.71             | 57263           | ---        |
| 56265          | ---           | x 48"            | 1/3      | 6.28             | 57265           | ---        |
| 56266          | ---           | x 60"            | 1/3      | 7.85             | 57266           | ---        |
| 56267          | ---           | x 72"            | 1/3      | 9.42             | 57267           | ---        |

**WARNING:** This product can expose you to chemicals, including Nickel, which are known to the State of California to cause cancer. For more information, visit [www.P65Warnings.ca.gov](http://www.P65Warnings.ca.gov)

# BLACK AND GALVANIZED SCH 40

FITTINGS AND NIPPLES



## 1-1/4" DIAMETER SCH 40 WELDED

Wall Thickness 0.14 - Grade  
B - Test Pressure 1300 PSI -  
Thread Length 1.01



| PART # GALV | LIST PRICE | LENGTH           | BOX/CASE | APPROX. WT. LBS. | PART # BLACK | LIST PRICE |
|-------------|------------|------------------|----------|------------------|--------------|------------|
| 56120       | ---        | X Close (1-5/8") | 50/100   | 0.25             | 57120        | ---        |
| 56121       | ---        | x 2"             | 50/100   | 0.32             | 57121        | ---        |
| 56122       | ---        | x 2-1/2"         | 50/100   | 0.41             | 57122        | ---        |
| 56123       | ---        | x 3"             | 50/100   | 0.50             | 57123        | ---        |
| 56124       | ---        | x 3-1/2"         | 30/60    | 0.60             | 57124        | ---        |
| 56125       | ---        | x 4"             | 30/60    | 0.69             | 57125        | ---        |
| 56126       | ---        | x 4-1/2"         | 30/60    | 0.78             | 57126        | ---        |
| 56127       | ---        | x 5"             | 25/50    | 0.87             | 57127        | ---        |
| 56128       | ---        | x 5-1/2"         | 25/50    | 0.96             | 57128        | ---        |
| 56129       | ---        | x 6"             | 25/50    | 1.06             | 57129        | ---        |
| 56130       | ---        | x 7"             | 15/30    | 1.24             | 57130        | ---        |
| 56131       | ---        | x 8"             | 15/30    | 1.42             | 57131        | ---        |
| 56132       | ---        | x 9"             | 15/30    | 1.61             | 57132        | ---        |
| 56133       | ---        | x 10"            | 15/30    | 1.79             | 57133        | ---        |
| 56134       | ---        | x 11"            | 10/20    | 1.97             | 57134        | ---        |
| 56135       | ---        | x 12"            | 10/20    | 2.16             | 57135        | ---        |
| 56270       | ---        | x 18"            | 1/3      | 3.22             | 57270        | ---        |
| 56271       | ---        | x 24"            | 1/3      | 4.32             | 57271        | ---        |
| 56272       | ---        | x 30"            | 1/3      | 3.22             | 57272        | ---        |
| 56273       | ---        | x 36"            | 1/3      | 6.48             | 57273        | ---        |
| 56275       | ---        | x 48"            |          |                  | 57275        | ---        |
|             |            | x 48"            | 1/3      | 8.64             | 57275        | ---        |
| 56276       |            | x 60"            | 1/3      | 10.80            | 57276        |            |



## 1-1/2" DIAMETER SCH 40 WELDED

Wall Thickness 0.145 - Grade B -  
Test Pressure 1300 PSI - Thread  
Length 1.03



| PART # GALV | LIST PRICE | LENGTH           | BOX/CASE | APPROX. WT. LBS. | PART # BLACK | LIST PRICE |
|-------------|------------|------------------|----------|------------------|--------------|------------|
| 56140       | ---        | X Close (1-3/4") | 50/100   | 0.31             | 57140        | ---        |
| 56141       | ---        | x 2"             | 40/80    | 0.37             | 57141        | ---        |
| 56142       | ---        | x 2-1/2"         | 40/80    | 0.47             | 57142        | ---        |
| 56143       | ---        | x 3"             | 40/80    | 0.58             | 57143        | ---        |
| 56144       | ---        | x 3-1/2"         | 25/50    | 0.68             | 57144        | ---        |
| 56145       | ---        | x 4"             | 25/50    | 0.78             | 57145        | ---        |
| 56146       | ---        | x 4-1/2"         | 25/50    | 0.89             | 57146        | ---        |
| 56147       | ---        | x 5"             | 25/50    | 1.10             | 57147        | ---        |
| 56148       | ---        | x 5-1/2"         | 20/40    | 1.10             | 57148        | ---        |
| 56149       | ---        | x 6"             | 15/30    | 1.20             | 57149        | ---        |
| 56150       | ---        | x 7"             | 15/30    | 1.41             | 57150        | ---        |
| 56151       | ---        | x 8"             | 15/30    | 1.62             | 57151        | ---        |
| 56152       | ---        | x 9"             | 15/30    | 1.83             | 57152        | ---        |
| 56153       | ---        | x 10"            | 1/20     | 2.04             | 57153        | ---        |
|             | ---        | x 11"            | 1/20     | 2.25             | 57154        | ---        |
| 56155       | ---        | x 12"            | 1/20     | 2.46             | 57155        | ---        |
| 56280       | ---        | x 18"            | 1/3      | 3.66             | 57280        | ---        |
| 56281       | ---        | x 24"            | 1/3      | 4.92             | 57281        | ---        |
| 56282       | ---        | x 30"            | 1/3      | 6.12             | 57282        | ---        |
| 56283       | ---        | x 36"            | 1/3      | 7.38             | 57283        | ---        |
| 56285       | ---        | x 48"            | 1/3      | 9.84             | 57285        | ---        |
|             |            | x 60"            |          |                  | 57286        | ---        |

**WARNING:** This product can expose you to chemicals, including Nickel, which are known to the State of California to cause cancer.  
 For more information, visit [www.P65Warnings.ca.gov](http://www.P65Warnings.ca.gov)

## BLACK AND GALVANIZED SCH 40

FITTINGS AND NIPPLES



**2" DIAMETER  
SCH 40 WELDED**  
Wall Thickness 0.154 -  
Grade B - Test Pressure  
2500 PSI - Thread Length  
1.06



| PART # GALV | LIST PRICE | LENGTH       | BOX/CASE | APPROX. WT. LBS. | PART # BLACK | LIST PRICE |
|-------------|------------|--------------|----------|------------------|--------------|------------|
| 56160       | ---        | X Close (2") | 40/80    | 0.55             | 57160        | ---        |
| 56161       | ---        | x 2-1/2"     | 25/50    | 0.70             | 57161        | ---        |
| 56162       | ---        | x 3"         | 25/50    | 0.86             | 57162        | ---        |
| 56163       | ---        | x 3-1/2"     | 1/30     | 1.01             | 57163        | ---        |
| 56164       | ---        | x 4"         | 1/30     | 1.16             | 57164        | ---        |
| 56165       | ---        | x 4-1/2"     | 1/25     | 1.31             | 57165        | ---        |
| 56166       | ---        | x 5"         | 1/30     | 1.47             | 57166        | ---        |
| 56167       | ---        | x 5-1/2"     | 1/30     | 1.62             | 57167        | ---        |
| 56168       | ---        | x 6"         | 1/20     | 1.77             | 57168        | ---        |
| 56169       | ---        | x 7"         | 1/20     | 2.08             | 57169        | ---        |
| 56170       | ---        | x 8"         | 1/20     | 2.39             | 57170        | ---        |
| 56171       | ---        | x 9"         | 1/10     | 2.70             | 57171        | ---        |
| 56172       | ---        | x 10"        | 1/10     | 3.00             | 57172        | ---        |
|             | ---        | x 11"        | 1/10     | 3.31             | 57173        | ---        |
| 56174       | ---        | x 12"        | 1/10     | 3.62             | 57174        | ---        |
| 56290       | ---        | x 18"        | 1/3      | 5.39             | 57290        | ---        |
| 56291       | ---        | x 24"        | 1/3      | 5.26             | 57291        | ---        |
| 56292       | ---        | x 30"        | 1/3      | 7.03             | 57292        | ---        |
| 56293       | ---        | x 36"        | 1/3      | 10.86            | 57293        | ---        |
|             | ----       | x 42"        | 1/3      | 12.63            |              | ---        |
| 56295       | ---        | x 48"        | 1/3      | 14.48            | 57295        | ---        |
| 56296       | ---        | x 60"        | 1/3      | 18.10            | 57296        | ---        |
| 56297       | ---        | x 72"        | 1/3      | 18.10            | 57297        | ---        |



**2-1/2" DIAMETER  
SCH 40 WELDED**  
Wall Thickness 0.203 - Grade  
B - Test Pressure 2500 PSI -  
Thread Length 1.57



| PART # GALV | LIST PRICE | LENGTH           | BOX/CASE | APPROX. WT. LBS. | PART # BLACK | LIST PRICE |
|-------------|------------|------------------|----------|------------------|--------------|------------|
| 56180       | ---        | X Close (2-1/2") | 1/20     | 1.09             | 57180        | ---        |
| 56181       | ---        | x 3"             | 1/20     | 1.33             | 57181        | ---        |
| 56182       | ---        | x 3-1/2"         | 1/20     | 1.57             | 57182        | ---        |
| 56183       | ---        | x 4"             | 1/20     | 1.82             | 57183        | ---        |
| 56184       | ---        | x 4-1/2"         | 1/20     | 2.06             | 57184        | ---        |
| 56185       | ---        | x 5"             | 1/20     | 2.30             | 57185        | ---        |
| 56186       | ---        | x 5-1/2"         | 1/10     | 2.54             | 57186        | ---        |
| 56187       | ---        | x 6"             | 1/10     | 2.78             | 57187        | ---        |
|             | ---        | x 7"             | 1/10     | 3.27             | 57188        | ---        |
| 56189       | ---        | x 8"             | 1/10     | 3.75             | 57189        | ---        |
| 56191       | ---        | x 10"            | 1/8      | 4.72             | 57191        | ---        |
| 56193       | ---        | x 12"            | 1/8      | 5.69             | 57193        | ---        |

**WARNING:** This product can expose you to chemicals, including Nickel, which are known to the State of California to cause cancer.  
 For more information, visit [www.P65Warnings.ca.gov](http://www.P65Warnings.ca.gov)



# BLACK AND GALVANIZED SCH 40

FITTINGS AND NIPPLES



**3" DIAMETER  
SCH 40 WELDED**  
Wall Thickness 0.216 - Grade  
B - Test Pressure 2500 PSI -  
Thread Length 1.64



| PART # GALV | LIST PRICE | LENGTH           | BOX/CASE | APPROX. WT. LBS. | PART # BLACK | LIST PRICE |
|-------------|------------|------------------|----------|------------------|--------------|------------|
| 56200       | ---        | X Close (2-5/8") | 1/20     | 1.52             | 57200        | ---        |
| 56201       | ---        | x 3"             | 1/20     | 1.76             | 57201        | ---        |
| 56202       | ---        | x 3-1/2"         | 1/10     | 2.08             | 57202        | ---        |
| 56203       | ---        | x 4"             | 1/10     | 2.39             | 57203        | ---        |
| 56204       | ---        | x 4-1/2"         | 1/10     | 2.71             | 57204        | ---        |
| 56205       | ---        | x 5"             | 1/10     | 3.03             | 57205        | ---        |
| 56206       | ---        | x 5-1/2"         | 1/10     | 3.35             | 57206        | ---        |
| 56207       | ---        | x 6"             | 1/10     | 3.66             | 57207        | ---        |
| 56208       | ---        | x 7"             | 1/8      | 4.30             | 57208        | ---        |
| 56209       | ---        | x 8"             | 1/8      | 4.93             | 57209        | ---        |
| 56210       | ---        | x 9"             | 1/8      | 5.57             | 57210        | ---        |
| 56211       | ---        | x 10"            | 1/5      | 6.20             | 57211        | ---        |
| 56212       | ---        | x 11"            | 1/5      | 7.20             | 57212        | ---        |
| 56213       | ---        | x 12"            | 1/5      | 7.47             | 57213        | ---        |
|             |            | x 24"            | 1        | 14.94            | 57311        | ---        |



## 4" DIAMETER SCH 40 WELDED

Wall Thickness 0.237 - Grade B - Test Pressure 2210 PSI - Thread Length 1.74



| PART # GALV | LIST PRICE | LENGTH           | BOX/CASE | APPROX. WT. LBS. | PART # BLACK | LIST PRICE |
|-------------|------------|------------------|----------|------------------|--------------|------------|
| 56220       | ---        | X Close (2-7/8") | 1/10     | 2.00             | 57220        | ---        |
| 56221       | ---        | 3-1/2"           | 1/8      | 2.21             |              | ---        |
| 56223       | ---        | x 4"             | 1/8      | 3.41             | 57223        | ---        |
| 56224       | ---        | x 4-1/2"         | 1/6      | 3.86             | 57224        | ---        |
| 56225       | ---        | x 5"             | 1/6      | 4.31             | 57225        | ---        |
| 56226       | ---        | x 5-1/2"         | 1/6      | 4.76             | 57226        | ---        |
| 56227       | ---        | x 6"             | 1/6      | 5.21             | 57227        | ---        |
|             | ---        | x 7"             | 1/5      | 6.48             | 57330        | ---        |
| 56229       | ---        | x 8"             | 1/5      | 7.01             | 57229        | ---        |
|             | ---        | x 9"             | 1/5      | 7.54             | 57331        | ---        |
| 56332       | ---        | x 10"            | 1/5      | 8.14             | 57332        | ---        |
| 56228       | ---        | x 12"            | 1/4      | 8.54             | 57228        | ---        |

**WARNING:** This product can expose you to chemicals, including Nickel, which are known to the State of California to cause cancer.  
 For more information, visit [www.P65Warnings.ca.gov](http://www.P65Warnings.ca.gov)

# NIPPLES AND ASSORTMENTS

FITTINGS AND NIPPLES



## 6" DIAMETER SCH 40 WELDED

Wall Thickness 0.154 - Grade B - Test Pressure 2500 PSI - Thread Length 1.06



| PART # GALV | LIST PRICE | LENGTH           | BOX/CASE | APPROX. WT. LBS. | PART # BLACK | LIST PRICE |
|-------------|------------|------------------|----------|------------------|--------------|------------|
| 56300       | ---        | X Close (3-1/8") | 1/1      | 3.80             | 57300        | ---        |
|             |            | x 4"             | 1/1      | 5.30             | 57304        | ---        |
| 56301       |            | x 6"             | 1/1      | 8.30             | 57301        | ---        |
|             |            | x 8"             | 1/1      | 11.30            | 57305        | ---        |
|             |            | x 10"            |          |                  | 57306        | ---        |
|             |            | x 12"            | 1/1      | 17.20            | 57308        | ---        |



## 8" DIAMETER SCH 40 WELDED

Wall Thickness 0.154 - Grade B - Test Pressure 2500 PSI - Thread Length 1.06

| PART # | LENGTH           | BOX/CASE | APPROX. WT. LBS. | LIST PRICE |
|--------|------------------|----------|------------------|------------|
| 57320  | X Close (3-1/8") | 1/1      | 5.80             | ---        |
| 57322  | x 6"             | 1/1      | 6.50             | ---        |
| 57326  | x 10"            | 1/1      | 19.00            | ---        |
| 57328  | x 12"            | 1/1      | 28.55            | ---        |



### SCH 40 SINGLE RUN NIPPLE BLACK

| PART   | DESCRIPTION | CLOSE | 1-1/2 | 2 | 2-1/2 | 3 | 3-1/2 | 4 | 4-1/2 | 5 | 5 1/2 | 6 | TOTAL PCS | LIST |
|--------|-------------|-------|-------|---|-------|---|-------|---|-------|---|-------|---|-----------|------|
| 973570 | 1/2"        | 1     | 1     | 1 | 1     | 1 | 1     | 1 | 1     | 1 | 1     | 1 | 11        |      |
| 973571 | 3/4"        | 1     | 1     | 1 | 1     | 1 | 1     | 1 | 1     | 1 | 1     | 1 | 11        |      |
| 973572 | 1"          | 1     |       | 1 | 1     | 1 | 1     | 1 | 1     | 1 | 1     | 1 | 10        |      |
| 973573 | 1-1/4"      | 1     |       | 1 | 1     | 1 | 1     | 1 | 1     | 1 | 1     | 1 | 10        |      |
| 973574 | 1-1/2"      | 1     |       | 1 | 1     | 1 | 1     | 1 | 1     | 1 | 1     | 1 | 10        |      |
| 973575 | 2"          | 1     |       |   | 1     | 1 | 1     | 1 | 1     | 1 | 1     | 1 | 9         |      |

### SCH 40 SINGLE RUN NIPPLE GALVANIZED

| PART   | DESCRIPTION | CLOSE | 1-1/2 | 2 | 2-1/2 | 3 | 3-1/2 | 4 | 4-1/2 | 5 | 5 1/2 | 6 | TOTAL PCS | LIST |
|--------|-------------|-------|-------|---|-------|---|-------|---|-------|---|-------|---|-----------|------|
| 973670 | 1/2"        | 1     | 1     | 1 | 1     | 1 | 1     | 1 | 1     | 1 | 1     | 1 | 11        |      |
| 973671 | 3/4"        | 1     | 1     | 1 | 1     | 1 | 1     | 1 | 1     | 1 | 1     | 1 | 11        |      |
| 973672 | 1"          | 1     |       | 1 | 1     | 1 | 1     | 1 | 1     | 1 | 1     | 1 | 10        |      |
| 973673 | 1-1/4"      | 1     |       | 1 | 1     | 1 | 1     | 1 | 1     | 1 | 1     | 1 | 10        |      |
| 973674 | 1-1/2"      | 1     |       | 1 | 1     | 1 | 1     | 1 | 1     | 1 | 1     | 1 | 10        |      |
| 973675 | 2"          | 1     |       |   | 1     | 1 | 1     | 1 | 1     | 1 | 1     | 1 | 9         |      |

**WARNING:** This product can expose you to chemicals, including Nickel, which are known to the State of California to cause cancer. For more information, visit [www.P65Warnings.ca.gov](http://www.P65Warnings.ca.gov)



# NIPPLES AND ASSORTMENTS

FITTINGS AND NIPPLES

## STEEL NIPPLE ASSORTMENTS

### B "6" ASSORTMENTS



| BLACK  |      | LENGTH |        |    |        |    |        |    |        |    |        |    | WT. TOTAL |        |    |     |
|--------|------|--------|--------|----|--------|----|--------|----|--------|----|--------|----|-----------|--------|----|-----|
|        |      | CLOSE  | 1-1/2" | 2" | 2-1/2" | 3" | 3-1/2" | 4" | 4-1/2" | 5" | 5-1/2" | 6" | LBS.      | PIECES |    |     |
| 973567 | 1/2" | 6      | 6      | 6  | 6      | 6  | 6      | 6  | 6      | 6  | 6      | 6  | 6         | 20     | 66 | --- |
| 973568 | 3/4" | 6      | 6      | 6  | 6      | 6  | 6      | 6  | 6      | 6  | 6      | 6  | 6         | 27     | 66 | --- |
| 973569 | 1"   | 6      |        | 6  | 6      | 6  | 6      | 6  | 6      | 6  | 6      | 6  | 6         | 34     | 60 | --- |

| GALV.  |      | LENGTH |        |    |        |    |        |    |        |    |        |    | WT. TOTAL |        |    |     |
|--------|------|--------|--------|----|--------|----|--------|----|--------|----|--------|----|-----------|--------|----|-----|
|        |      | CLOSE  | 1-1/2" | 2" | 2-1/2" | 3" | 3-1/2" | 4" | 4-1/2" | 5" | 5-1/2" | 6" | LBS.      | PIECES |    |     |
| 973667 | 1/2" | 6      | 6      | 6  | 6      | 6  | 6      | 6  | 6      | 6  | 6      | 6  | 6         | 20     | 66 | --- |
| 973668 | 3/4" | 6      | 6      | 6  | 6      | 6  | 6      | 6  | 6      | 6  | 6      | 6  | 6         | 27     | 66 | --- |
| 973669 | 1"   | 6      |        | 6  | 6      | 6  | 6      | 6  | 6      | 6  | 6      | 6  | 6         | 34     | 60 | --- |

### STEEL TOTE TRAYS



| PART # | SIZE   | CAPACITY | LIST PRICE |
|--------|--------|----------|------------|
| 990781 | 1/2"   | 77pcs    | ---        |
| 990782 | 3/4"   | 66pcs    | ---        |
| 990783 | 1"     | 50pcs    | ---        |
| 990786 | 1-1/4" | 40pcs    | ---        |
| 990784 | 1-1/2" | 30pcs    | ---        |
| 990785 | 2"     | 27pcs    | ---        |

**WARNING:** This product can expose you to chemicals, including Nickel, which are known to the State of California to cause cancer. For more information, visit [www.P65Warnings.ca.gov](http://www.P65Warnings.ca.gov)

# BLACK SCH 80 SEAMLESS

FITTINGS AND NIPPLES

## EXTRA HEAVY SEAMLESS STEEL PIPE NIPPLES

1/8" - 27



### 1/8" DIAMETER SCHEDULE 80 SEAMLESS

Wall Thickness 0.094 - Grade B - Test Pressure 850 PSI - Thread Length 0.39

| PART #    | LENGTH   | BOX/CASE | APPROX. WT. LBS. | LIST PRICE |
|-----------|----------|----------|------------------|------------|
| 59001SMLS | x Close  | 40/480   | 0.02             | ---        |
| 59002SMLS | x 1-1/2" | 40/480   | 0.03             | ---        |
| 59003SMLS | x 2"     | 100/400  | 0.05             | ---        |
| 59004SMLS | 2-1/2"   | 100/400  | 0.06             | ---        |
| 59005SMLS | x 3"     | 40/240   | 0.08             | ---        |
| 59006SMLS | x 3-1/2" | 40/240   | 0.09             | ---        |
| 59007SMLS | x 4"     | 40/240   | 0.11             | ---        |
| 59009SMLS | x 5"     | 40/120   | 0.12             | ---        |
| 59010SMLS | x 5-1/2" | 40/120   | 0.13             | ---        |
| 59011SMLS | x 6"     | 40/80    | 0.16             | ---        |

1/4" - 18



### 1/4" DIAMETER SCHEDULE 80 SEAMLESS

Wall Thickness 0.119 - Grade B - Test Pressure 850 PSI - Thread Length 0.59

| PART #    | LENGTH         | BOX/CASE  | APPROX. WT. LBS. | LIST PRICE |
|-----------|----------------|-----------|------------------|------------|
| 59020SMLS | x Close (7/8") | 40 / 480  | 0.03             | ---        |
| 59021SMLS | x 1-1/2"       | 100 / 400 | 0.06             | ---        |
| 59022SMLS | x 2"           | 100 / 400 | 0.08             | ---        |
| 59023SMLS | x 2-1/2"       | 80 / 320  | 0.10             | ---        |
| 59024SMLS | x 3"           | 40 / 240  | 0.12             | ---        |
| 59025SMLS | x 3-1/2"       | 40 / 240  | 0.15             | ---        |
| 59026SMLS | x 4"           | 40 / 240  | 0.17             | ---        |
| 59027SMLS | x 4-1/2"       | 40 / 120  | 0.19             | ---        |
| 59028SMLS | x 5"           | 40 / 120  | 0.21             | ---        |
| 59029SMLS | x 5-1/2"       | 40 / 80   | 0.24             | ---        |
| 59030SMLS | x 6"           | 40 / 80   | 0.26             | ---        |
| 59032SMLS | x 8"           | 40 / 80   | 0.35             | ---        |
| 59034SMLS | x 10"          | 40 / 80   | 0.44             | ---        |
| 59036SMLS | x 12"          | 40 / 80   | 0.53             | ---        |

**WARNING:** This product can expose you to chemicals, including Nickel, which are known to the State of California to cause cancer.  
 For more information, visit [www.P65Warnings.ca.gov](http://www.P65Warnings.ca.gov)



# BLACK SCH 80 SEAMLESS

FITTINGS AND NIPPLES

3/8" - 18



## 3/8" DIAMETER SCHEDULE 80 SEAMLESS

Wall Thickness 0.126 - Grade B - Test Pressure 850 PSI - Thread Length 0.6

| PART #    | LENGTH         | BOX/CASE  | APPROX. WT. LBS. | LIST PRICE |
|-----------|----------------|-----------|------------------|------------|
| 59040SMLS | X Close (3/8") | 40 / 480  | 0.05             | ---        |
| 59041SMLS | x 1-1/2"       | 100 / 400 | 0.08             | ---        |
| 59042SMLS | x 2"           | 100 / 400 | 0.11             | ---        |
| 59043SMLS | x 2-1/2"       | 80 / 320  | 0.14             | ---        |
| 59044SMLS | x 3"           | 40 / 240  | 0.17             | ---        |
| 59045SMLS | x 3-1/2"       | 40 / 240  | 0.20             | ---        |
| 59046SMLS | x 4"           | 40 / 240  | 0.23             | ---        |
| 59047SMLS | x 4-1/2"       | 40 / 160  | 0.26             | ---        |
| 59048SMLS | x 5"           | 40 / 120  | 0.29             | ---        |
| 59049SMLS | x 5-1/2"       | 40 / 120  | 0.32             | ---        |
| 59050SMLS | x 6"           | 40 / 80   | 0.35             | ---        |
| 59056SMLS | x 12"          | 40/80     | 0.65             | ---        |

1/2" - 14



## 1/2" DIAMETER SCHEDULE 80 SEAMLESS

Wall Thickness 0.147 - Grade B - Test Pressure 850 PSI - Thread Length 0.78

| PART #    | LENGTH           | BOX/CASE  | APPROX. WT. LBS. | LIST PRICE |
|-----------|------------------|-----------|------------------|------------|
| 59060SMLS | X Close (1-1/8") | 40 / 480  | 0.07             | ---        |
| 59061SMLS | x 1-1/2"         | 100 / 400 | 0.11             | ---        |
| 59062SMLS | x 2"             | 100 / 400 | 0.15             | ---        |
| 59063SMLS | x 2-1/2"         | 80 / 320  | 0.20             | ---        |
| 59064SMLS | x 3"             | 40 / 240  | 0.24             | ---        |
| 59065SMLS | x 3-1/2"         | 40 / 240  | 0.29             | ---        |
| 59066SMLS | x 4"             | 40 / 240  | 0.33             | ---        |
| 59067SMLS | x 4-1/2"         | 40 / 160  | 0.38             | ---        |
| 59068SMLS | x 5"             | 40 / 120  | 0.42             | ---        |
| 59069SMLS | x 5-1/2"         | 40 / 120  | 0.47             | ---        |
| 59070SMLS | x 6"             | 40 / 80   | 0.51             | ---        |
| 59071SMLS | x 7"             | 40 / 80   | 0.60             | ---        |
| 59072SMLS | x 8"             | 40 / 80   | 0.69             | ---        |
| 59074SMLS | x 10"            | 40 / 80   | 0.88             | ---        |
| 59076SMLS | x 12"            | 32 / 64   | 1.06             | ---        |

WARNING: This product can expose you to chemicals, including Nickel, which are known to the State of California to cause cancer. For more information, visit [www.P65Warnings.ca.gov](http://www.P65Warnings.ca.gov)



# BLACK SCH 80 SEAMLESS

FITTINGS AND NIPPLES



3/4" - 14

## 3/4" DIAMETER SCHEDULE 80 SEAMLESS

Wall Thickness 0.154 - Grade B - Test Pressure 850 PSI - Thread Length 0.79

| PART #    | LENGTH           | BOX/CASE | APPROX. WT. LBS. | LIST PRICE |
|-----------|------------------|----------|------------------|------------|
| 59080SMLS | X Close (1-3/8") | 40/240   | 0.13             | ---        |
| 59081SMLS | x 1-1/2"         | 100/200  | 0.15             | ---        |
| 59082SMLS | x 2"             | 100/200  | 0.21             | ---        |
| 59083SMLS | x 2-1/2"         | 40/160   | 0.27             | ---        |
| 59084SMLS | x 3"             | 40/160   | 0.33             | ---        |
| 59085SMLS | x 3-1/2"         | 40/120   | 0.39             | ---        |
| 59086SMLS | x 4"             | 40/120   | 0.45             | ---        |
| 59087SMLS | x 4-1/2"         | 40/120   | 0.51             | ---        |
| 59088SMLS | x 5"             | 40/120   | 0.57             | ---        |
| 59089SMLS | x 5-1/2"         | 48/96    | 0.64             | ---        |
| 59090SMLS | x 6"             | 40/80    | 0.69             | ---        |
| 59091SMLS | x 7"             | 40/80    | 0.82             | ---        |
| 59092SMLS | x 8"             | 40/80    | 0.94             | ---        |
| 59094SMLS | x 10"            | 32/64    | 1.19             | ---        |
| 59096SMLS | x 12"            | 24/48    | 1.44             | ---        |



1" - 11 1/2

## 1" DIAMETER SCHEDULE 80 SEAMLESS

Wall Thickness 0.179 - Grade B - Test Pressure 850 PSI - Thread Length 0.98

| PART #    | LENGTH           | BOX/CASE | APPROX. WT. LBS. | LIST PRICE |
|-----------|------------------|----------|------------------|------------|
| 59100SMLS | X Close (1-1/2") | 40 / 160 | 0.21             | ---        |
| 59101SMLS | x 2"             | 40 / 120 | 0.30             | ---        |
| 59102SMLS | x 2-1/2"         | 40 / 120 | 0.37             | ---        |
| 59103SMLS | x 3"             | 40 / 80  | 0.47             | ---        |
| 59104SMLS | x 3-1/2"         | 40 / 80  | 0.56             | ---        |
| 59105SMLS | x 4"             | 40 / 80  | 0.65             | ---        |
| 59106SMLS | x 4-1/2"         | 40 / 80  | 0.74             | ---        |
| 59107SMLS | x 5"             | 40 / 80  | 0.83             | ---        |
| 59108SMLS | x 5-1/2"         | 40 / 80  | 0.92             | ---        |
| 59109SMLS | x 6"             | 32 / 64  | 1.01             | ---        |
| 59110SMLS | x 7"             | 20 / 40  | 1.19             | ---        |
| 59111SMLS | x 8"             | 20 / 40  | 1.37             | ---        |
| 59112SMLS | x 9"             | 20 / 40  | 1.55             | ---        |
| 59113SMLS | x 10"            | 12 / 24  | 1.74             | ---        |
| 59115SMLS | x 12"            | 12 / 24  | 2.10             | ---        |

**WARNING:** This product can expose you to chemicals, including Nickel, which are known to the State of California to cause cancer. For more information, visit [www.P65Warnings.ca.gov](http://www.P65Warnings.ca.gov)

# BLACK SCH 80 SEAMLESS

FITTINGS AND NIPPLES



## 1-1/4" DIAMETER SCHEDULE 80 SEAMLESS

Wall Thickness 0.191 - Grade B - Test Pressure 1900 PSI - Thread Length 1.01

| PART #    | LENGTH           | BOX/CASE | APPROX. WT. LBS. | LIST PRICE |
|-----------|------------------|----------|------------------|------------|
| 59120SMLS | X Close (1-5/8") | 40 / 80  | 0.31             | ---        |
| 59121SMLS | x 2"             | 40 / 80  | 0.42             | ---        |
| 59122SMLS | x 2-1/2"         | 40 / 80  | 0.52             | ---        |
| 59123SMLS | x 3"             | 40 / 80  | 0.64             | ---        |
| 59124SMLS | x 3-1/2"         | 24 / 48  | 0.77             | ---        |
| 59125SMLS | x 4"             | 24 / 48  | 0.90             | ---        |
| 59126SMLS | x 4-1/2"         | 24 / 48  | 1.02             | ---        |
| 59127SMLS | x 5"             | 20 / 40  | 1.15             | ---        |
| 59128SMLS | x 5-1/2"         | 20 / 40  | 1.27             | ---        |
| 59129SMLS | x 6"             | 20 / 40  | 1.40             | ---        |
| 59130SMLS | x 7"             | 20 / 40  | 1.65             | ---        |
| 59131SMLS | x 8"             | 12 / 24  | 1.90             | ---        |
| 59132SMLS | x 9"             | 12 / 24  | 2.15             | ---        |
| 59133SMLS | x 10"            | 12 / 24  | 2.40             | ---        |
| 59134SMLS | x 11"            | 8 / 16   | 2.65             | ---        |
| 59135SMLS | x 12"            | 8 / 16   | 2.90             | ---        |



## 1-1/2" DIAMETER SCHEDULE 80 SEAMLESS

Wall Thickness 0.2 - Grade B - Test Pressure 1900 PSI - Thread Length 1.03

| PART #    | LENGTH           | BOX/CASE | APPROX. WT. LBS. | LIST PRICE |
|-----------|------------------|----------|------------------|------------|
| 59140SMLS | X Close (1-3/4") | 40 / 80  | 0.41             | ---        |
| 59141SMLS | x 2"             | 32 / 64  | 0.51             | ---        |
| 59142SMLS | x 2-1/2"         | 32 / 64  | 0.64             | ---        |
| 59143SMLS | x 3"             | 32 / 64  | 0.78             | ---        |
| 59144SMLS | x 3-1/2"         | 20 / 40  | 0.94             | ---        |
| 59145SMLS | x 4"             | 20 / 40  | 1.09             | ---        |
| 59146SMLS | x 4-1/2"         | 20 / 40  | 1.23             | ---        |
| 59147SMLS | x 5"             | 20 / 40  | 1.39             | ---        |
| 59148SMLS | x 5-1/2"         | 16 / 32  | 1.54             | ---        |
| 59149SMLS | x 6"             | 12 / 24  | 1.69             | ---        |
| 59150SMLS | x 7"             | 12 / 24  | 2.00             | ---        |
| 59151SMLS | x 8"             | 12 / 24  | 2.30             | ---        |
| 59153SMLS | x 10"            | 8 / 16   | 2.90             | ---        |
| 59155SMLS | x 12"            | 8 / 16   | 3.51             | ---        |

WARNING: This product can expose you to chemicals, including Nickel, which are known to the State of California to cause cancer. For more information, visit [www.P65Warnings.ca.gov](http://www.P65Warnings.ca.gov)

# BLACK SCH 80 SEAMLESS

FITTINGS AND NIPPLES



## 2" DIAMETER SCHEDULE 80 SEAMLESS

Wall Thickness 0.218 - Grade B - Test Pressure 2500 PSI - Thread Length 1.06

| PART #    | LENGTH       | BOX/CASE | APPROX. WT. LBS. | LIST PRICE |
|-----------|--------------|----------|------------------|------------|
| 59160SMLS | X Close (2") | 32/64    | 0.30             | ---        |
| 59161SMLS | x 2-1/2"     | 20 / 40  | 0.80             | ---        |
| 59162SMLS | x 3"         | 20 / 40  | 1.10             | ---        |
| 59163SMLS | x 3-1/2"     | 12 / 24  | 1.31             | ---        |
| 59164SMLS | x 4"         | 12 / 24  | 1.52             | ---        |
| 59165SMLS | x 4-1/2"     | 12 / 24  | 1.72             | ---        |
| 59166SMLS | x 5"         | 12 / 24  | 1.94             | ---        |
| 59167SMLS | x 5-1/2"     | 12 / 24  | 2.15             | ---        |
| 59168SMLS | x 6"         | 8 / 16   | 2.35             | ---        |
| 59169SMLS | x 7"         | 8 / 16   | 2.78             | ---        |
| 59170SMLS | x 8"         | 8 / 16   | 3.19             | ---        |
| 59171SMLS | x 9"         | 1 / 8    | 3.62             | ---        |
| 59172SMLS | x 10"        | 1 / 8    | 4.03             | ---        |
| 59173SMLS | x 11"        | 1 / 8    | 4.44             | ---        |
| 59174SMLS | x 12"        | 1 / 8    | 4.87             | ---        |
| 59197SMLS | x 24"        | 1/1      | 9.74             | ---        |



## 2-1/2" DIAMETER SCHEDULE 80 SEAMLESS

Wall Thickness 0.276 - Grade B - Test Pressure 2500 PSI - Thread Length 1.57

| PART #    | LENGTH             | BOX/CASE | APPROX. WT. LBS. | LIST PRICE |
|-----------|--------------------|----------|------------------|------------|
| 59180SMLS | x Close ( 2-1/2" ) | 1 / 16   | 1.25             | ---        |
| 59181SMLS | x 3"               | 1 / 16   | 1.57             | ---        |
| 59182SMLS | x 3-1/2"           | 1 / 16   | 1.82             | ---        |
| 59183SMLS | x 4"               | 1 / 16   | 2.15             | ---        |
| 59184SMLS | x 4-1/2"           | 1 / 16   | 1.75             | ---        |
| 59185SMLS | x 5"               | 1 / 16   | 2.78             | ---        |
| 59186SMLS | x 5-1/2"           | 1 / 8    | 2.25             | ---        |
| 59187SMLS | x 6"               | 1 / 8    | 3.41             | ---        |
| 59188SMLS | x 7"               | 1 / 8    | 3.89             | ---        |
| 59189SMLS | x 8"               | 1 / 8    | 4.69             | ---        |
| 59190SMLS | x 9"               | 1 / 8    | 5.34             | ---        |
| 59191SMLS | x 10"              | 1 / 6    | 5.97             | ---        |
| 59192SMLS | x 11"              | 1 / 6    | 4.89             | ---        |
| 59193SMLS | x 12"              | 1 / 5    | 7.26             | ---        |

**WARNING:** This product can expose you to chemicals, including Nickel, which are known to the State of California to cause cancer. For more information, visit [www.P65Warnings.ca.gov](http://www.P65Warnings.ca.gov)

# BLACK SCH 80 SEAMLESS

FITTINGS AND NIPPLES



## 3" DIAMETER SCHEDULE 80 SEAMLESS

Wall Thickness 0.3 - Grade B - Test Pressure 2500 PSI - Thread Length 1.64

| PART #    | LENGTH           | BOX/CASE | APPROX. WT. LBS. | LIST PRICE |
|-----------|------------------|----------|------------------|------------|
| 59200SMLS | X Close (2-5/8") | 1 / 16   | 1.79             | ---        |
| 59201SMLS | x 3"             | 1 / 16   | 2.11             | ---        |
| 59202SMLS | x 3-1/2"         | 1 / 16   | 2.55             | ---        |
| 59203SMLS | x 4"             | 1 / 8    | 2.89             | ---        |
| 59204SMLS | x 4-1/2"         | 1 / 8    | 3.30             | ---        |
| 59205SMLS | x 5"             | 1 / 8    | 3.73             | ---        |
| 59206SMLS | x 5-1/2"         | 1 / 8    | 4.17             | ---        |
| 59207SMLS | x 6"             | 1 / 8    | 4.57             | ---        |
| 59209SMLS | x 8"             | 1 / 6    | 6.29             | ---        |
| 59211SMLS | x 10"            | 1 / 4    | 8.01             | ---        |
| 59212SMLS | x 11"            | 1 / 4    | 8.85             | ---        |
| 59213SMLS | x 12"            | 1 / 4    | 9.72             | ---        |



## 4" DIAMETER SCHEDULE 80 SEAMLESS

Wall Thickness 0.337 - Grade B - Test Pressure 2800 PSI - Thread Length 1.74

| PART #    | LENGTH           | BOX/CASE | APPROX. WT. LBS. | LIST PRICE |
|-----------|------------------|----------|------------------|------------|
| 59220SMLS | X Close (2-7/8") | 1 / 8    | 2.91             | ---        |
| 59221SMLS | x 4"             | 1 / 6    | 4.26             | ---        |
| 59223SMLS | x 5"             | 1 / 5    | 5.49             | ---        |
| 59224SMLS | x 5-1/2"         |          |                  |            |
| 59225SMLS | x 6"             | 1 / 5    | 6.72             | ---        |
| 59227SMLS | x 8"             | 1 / 3    | 9.23             | ---        |
| 59228SMLS | 9"               |          |                  |            |
| 59229SMLS | x 10"            | 1 / 3    | 11.73            | ---        |
| 59231SMLS | x 12"            | 1 / 3    | 14.24            | ---        |

## SCHEDULE 80 SEAMLESS



6" DIAMETER



8" DIAMETER

| PART #    | LENGTH | BOX/CASE | APPROX. WT. LBS. |       | PART # |           |     |
|-----------|--------|----------|------------------|-------|--------|-----------|-----|
|           |        |          | 6"               | 8"    |        |           |     |
| 59300SMLS | ---    | X Close  | 2                | 3.57  | 4.62   | 59320SMLS | --- |
| 59301SMLS | ---    | x 6"     | 2                | 14.29 | 16.91  | 59322SMLS | --- |
| 59305SMLS | ---    | x 8"     | 2                | 19.05 | 22.54  | 59324SMLS | --- |
| 59308SMLS | ---    | x 12"    | 2                | 28.57 | 34.18  | 59328SMLS | --- |

**WARNING:** This product can expose you to chemicals, including Nickel, which are known to the State of California to cause cancer. For more information, visit [www.P65Warnings.ca.gov](http://www.P65Warnings.ca.gov)

# BLACK EXTRA HEAVY XXS SEAMLESS

FITTINGS AND NIPPLES

FITTINGS & NIPPLES



**1/2" DIAMETER BLACK EXTRA HEAVY XXS SEAMLESS**  
Wall Thickness 0.294 - Grade B - Test Pressure 1000 PSI - Thread Length 0.79

| PART #      | LENGTH  | BOX/CASE  | APPROX. WT. LBS. | LIST PRICE |
|-------------|---------|-----------|------------------|------------|
| 59060SMLSXX | x Close | 100 / 200 | 0.31             | ---        |
| 59062SMLSXX | x 2"    | 100 / 200 | 0.58             | ---        |
| 59064SMLSXX | x 3"    | 50 / 100  | 0.62             | ---        |
| 59066SMLSXX | x 4"    | 50 / 100  | 0.66             | ---        |
| 59070SMLSXX | x 6"    | 25 / 50   | 0.75             | ---        |



**3/4" DIAMETER DIAMETER BLACK EXTRA HEAVY XXS SEAMLESS**  
Wall Thickness 0.308 - Grade B - Test Pressure 1000 PSI - Thread Length 0.79

| PART #      | LENGTH  | BOX/CASE | APPROX. WT. LBS. | LIST PRICE |
|-------------|---------|----------|------------------|------------|
| 59080SMLSXX | x Close | 40/240   | 0.55             | ---        |
| 59082SMLSXX | x 2"    | 50 / 100 | 0.62             | ---        |
| 59086SMLSXX | x 4"    | 25 / 50  | 0.68             | ---        |
| 59090SMLSXX | x 6"    | 25 / 50  | 0.71             | ---        |



**1" DIAMETER DIAMETER BLACK EXTRA HEAVY XXS SEAMLESS**  
Wall Thickness 0.358 - Grade B - Test Pressure 1000 PSI - Thread Length 0.98

| PART #      | LENGTH  | BOX/CASE | APPROX. WT. LBS. | LIST PRICE |
|-------------|---------|----------|------------------|------------|
| 59100SMLSXX | x close | 50 / 100 | 0.88             | ---        |
| 59101SMLSXX | x 2"    | 50 / 100 | 1.07             | ---        |
| 59103SMLSXX | x 3"    | 20/40    | 1.10             | ---        |
| 59105SMLSXX | x 4"    | 20 / 40  | 1.14             | ---        |
| 59109SMLSXX | x 6"    | 20 / 40  | 1.75             | ---        |



**2" DIAMETER DIAMETER BLACK EXTRA HEAVY XXS SEAMLESS**  
Wall Thickness 0.436 - Grade B - Test Pressure 2500 PSI - Thread Length 1.06


| PART #      | LENGTH   | BOX/CASE | APPROX. WT. LBS. | LIST PRICE |
|-------------|----------|----------|------------------|------------|
| 59160SMLSXX | x close  | 1 / 25   | 1.36             | ---        |
| 59161SMLSXX | x 2-1/2" | 1 / 20   | 1.67             | ---        |
| 59162SMLSXX | x 3"     | 1 / 20   | 2.09             | ---        |
| 59163SMLSXX | x 3-1/2" | 1 / 12   | 2.51             | ---        |
| 59164SMLSXX | x 4"     | 1 / 12   | 2.86             | ---        |
| 59166SMLSXX | x 5"     | 1/12     | 3.04             | ---        |
| 59168SMLSXX | x 6"     | 1 / 11   | 3.20             | ---        |
| 59170SMLSXX | x 8"     | 1 / 8    | 5.86             | ---        |
| 59172SMLSXX | x 10"    | 1 / 8    | 7.31             | ---        |
| 59174SMLSXX | x 12"    | 1 / 8    | 9.34             | ---        |

**WARNING:** This product can expose you to chemicals, including Nickel, which are known to the State of California to cause cancer. For more information, visit [www.P65Warnings.ca.gov](http://www.P65Warnings.ca.gov)



# SCH 40 AND SCH 80 GROOVE NIPPLES

FITTINGS AND NIPPLES



## 2" DIAMETER

| PART #  | LIST PRICE | BOX | WTG  | LENGTH | WTG  | BOX | PART #  | LIST PRICE |
|---------|------------|-----|------|--------|------|-----|---------|------------|
| 57162TV | ---        | 50  | 0.70 | x 3    | 1.03 | 40  | 59162TV | ---        |
| 57164TV | ---        | 30  | 0.97 | x 4    | 1.40 | 24  | 59164TV | ---        |
| 57168TV | ---        | 20  | 1.64 | x 6    | 2.41 | 16  | 59168TV | ---        |
| 57170TV | ---        | 20  | 2.15 | x 8    | 3.20 | 16  | 59170TV | ---        |
| 57172TV | ---        | 10  | 2.80 | x 10   | 3.65 | 8   | 59172TV | ---        |
| 57174TV | ---        | 10  | 3.45 | x 12   | 4.01 | 8   | 59174TV | ---        |

## 3" DIAMETER

| PART #  | LIST PRICE | BOX | WTG  | LENGTH | WTG  | BOX | PART #  | LIST PRICE |
|---------|------------|-----|------|--------|------|-----|---------|------------|
| 57201TV | ---        | 20  | 1.26 | x 3    | 2.01 | 16  | 59201TV | ---        |
| 57203TV | ---        | 10  | 1.80 | x 4    | 3.01 | 8   | 59203TV | ---        |
| 57207TV | ---        | 10  | 3.17 | x 6    | 4.87 | 8   | 59207TV | ---        |
| 57209TV | ---        | 8   | 4.13 | x 8    | 5.86 | 6   | 59209TV | ---        |
| 57211TV | ---        | 5   | 5.48 | x 10   | 6.19 | 4   | 59211TV | ---        |
| 57213TV | ---        | 5   | 6.24 | x 12   | 6.37 | 4   | 59213TV | ---        |

## 4" DIAMETER

| PART #  | LIST PRICE | BOX | WTG  | LENGTH | WTG   | BOX | PART #  | LIST PRICE |
|---------|------------|-----|------|--------|-------|-----|---------|------------|
| 57222TV | ---        | 8   | 2.40 | x 3    | 4.11  | 6   | 59222TV | ---        |
| 57223TV | ---        | 8   | 2.52 | x 4    | 4.15  | 6   | 59221TV | ---        |
| 57227TV | ---        | 6   | 4.30 | x 6    | 6.52  | 5   | 59225TV | ---        |
| 57229TV | ---        | 4   | 5.63 | x 8    | 7.18  | 3   | 59229TV | ---        |
| 57332TV | ---        | 4   | 7.90 | x 10   | 11.74 | 3   | 59231TV | ---        |
| 57228TV | ---        | 4   | 8.25 | x 12   | 14.24 | 3   | 59227TV | ---        |

| NOMINAL IPS PIPE SIZE | O.D. ACTUAL | GASKET SEAT "A" | GROOVE WIDTH "B" | GROOVE DIAMETER "C" | ACTUAL GROOVE DEPTH "D" |
|-----------------------|-------------|-----------------|------------------|---------------------|-------------------------|
| 2                     | 2.375       | 0.625           | 0.312            | 2.250               | 0.062                   |
| 3                     | 3.500       | 0.625           | 0.312            | 3.344               | 0.078                   |
| 4                     | 4.500       | 0.625           | 0.375            | 4.334               | 0.083                   |

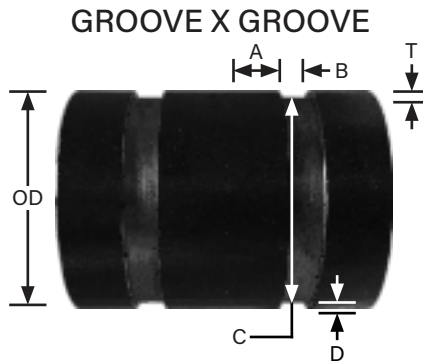
**WARNING:** This product can expose you to chemicals, including Nickel, which are known to the State of California to cause cancer. For more information, visit [www.P65Warnings.ca.gov](http://www.P65Warnings.ca.gov)

# BLACK SCH 40 AND SCH 80 SEAMLESS GROOVE NIPPLES

FITTINGS AND NIPPLES



SCH 40



SCH 80

## 2" DIAMETER

| PART # | LIST PRICE | BOX | WTG  | LENGTH | WTG  | BOX | PART # | LIST PRICE |
|--------|------------|-----|------|--------|------|-----|--------|------------|
| 57162V | ---        | 50  | 0.70 | x 3    | 1.03 | 40  | 59162V | ---        |
| 57164V | ---        | 30  | 0.97 | x 4    | 1.40 | 24  | 59164V | ---        |
| 57168V | ---        | 20  | 1.64 | x 6    | 2.41 | 16  | 59168V | ---        |
| 57170V | ---        | 20  | 2.15 | x 8    | 3.20 | 16  | 59170V | ---        |
| 57172V | ---        | 10  | 2.80 | x 10   | 3.65 | 8   | 59172V | ---        |
| 57174V | ---        | 10  | 3.45 | x 12   | 4.01 | 8   | 59174V | ---        |

## 3" DIAMETER

| PART # | LIST PRICE | BOX | WTG  | LENGTH | WTG  | BOX | PART # | LIST PRICE |
|--------|------------|-----|------|--------|------|-----|--------|------------|
| 57201V | ---        | 20  | 1.26 | x 3    | 2.01 | 16  | 59201V | ---        |
| 57203V | ---        | 10  | 1.80 | x 4    | 3.01 | 8   | 59203V | ---        |
| 57207V | ---        | 10  | 3.17 | x 6    | 4.87 | 8   | 59207V | ---        |
| 57209V | ---        | 8   | 4.13 | x 8    | 5.86 | 6   | 59209V | ---        |
| 57211V | ---        | 5   | 5.48 | x 10   | 6.19 | 4   | 59211V | ---        |
| 57213V | ---        | 5   | 6.24 | x 12   | 6.37 | 4   | 59213V | ---        |

## 4" DIAMETER

| PART # | LIST PRICE | BOX | WTG  | LENGTH | WTG   | BOX | PART # | LIST PRICE |
|--------|------------|-----|------|--------|-------|-----|--------|------------|
| 57223V | ---        | 8   | 2.52 | x 4    | 4.15  | 6   | 59221V | ---        |
| 57227V | ---        | 6   | 4.35 | x 6    | 6.52  | 5   | 59225V | ---        |
| 57229V | ---        | 4   | 5.63 | x 8    | 7.18  | 3   | 59227V | ---        |
| 57332V | ---        | 4   | 7.90 | x 10   | 11.74 | 3   | 59229V | ---        |
| 57228V | ---        | 4   | 8.25 | x 12   | 14.24 | 3   | 59231V | ---        |

## SEAMLESS SCH 40 GROOVE X BEVEL NIPPLES



| PART #   | DIA. X LENGTH |     |
|----------|---------------|-----|
| 57162GBS | 2 x 3         | --- |
| 57201GBS | 3 x 3         | --- |
| 57222GBS | 4 x 3         | --- |
| 57400GBS | 8 x 3         | --- |
| 57500GBS | 10 x 3        | --- |
| 57600GBS | 12 x 3        | --- |

**WARNING:** This product can expose you to chemicals, including Nickel, which are known to the State of California to cause cancer. For more information, visit [www.P65Warnings.ca.gov](http://www.P65Warnings.ca.gov)

# MERCHANT COUPLINGS

FITTINGS AND NIPPLES

## MERCHANT COUPLINGS

### Product Specifications

Welded steel couplings both galvanized and black in diameters from 1/8" up to 4".

### Technical Specifications

**Standards:** Product complies with ASTM A865 and ANSI B1.20.1 for threading, dimensions and pipe specifications. Federal Spec WW-P-404

**Pipe:** Complies with ASTM A-53 milltested schedule 40 and 80. Meets ANSI B36.1. All pipe is hydrostatic tested.

**Galvanized:** Zinc coating applied by hot dipping. Galvanized complying with ASTM-A-123.

### MERCHANT COUPLINGS



• Straight threads thru 2"

| PART # GALV | LIST PRICE | SIZE   | PART # BLACK | LIST PRICE |
|-------------|------------|--------|--------------|------------|
| 64770       | ---        | 1/8"   | 65770        | ---        |
| 64771       | ---        | 1/4"   | 65771        | ---        |
| 64772       | ---        | 3/8"   | 65772        | ---        |
| 64773       | ---        | 1/2"   | 65773        | ---        |
| 64774       | ---        | 3/4"   | 65774        | ---        |
| 64775       | ---        | 1"     | 65775        | ---        |
| 64776       | ---        | 1-1/4" | 65776        | ---        |
| 64777       | ---        | 1-1/2" | 65777        | ---        |
| 64778       | ---        | 2"     | 65778        | ---        |
| 64779       | ---        | 2-1/2" | 65779        | ---        |
| 64780       | ---        | 3"     | 65780        | ---        |
| 64781       | ---        | 4"     | 65781        | ---        |
|             |            | 5"     | 65782        | ---        |
|             |            | 6"     | 65783        | ---        |

### HALF MERCHANT COUPLINGS



• Straight threads thru 2"

| PART # GALV | LIST PRICE | SIZE   | PART # BLACK | LIST PRICE |
|-------------|------------|--------|--------------|------------|
|             |            | 1/8"   | 65770H       |            |
|             |            | 1/4"   | 65771H       | ---        |
|             |            | 3/8"   | 65772H       | ---        |
| 64773H      | ---        | 1/2"   | 65773H       | ---        |
| 64774H      | ---        | 3/4"   | 65774H       | ---        |
| 64775H      | ---        | 1"     | 65775H       | ---        |
| 64776H      | ---        | 1-1/4" | 65776H       | ---        |
| 64777H      | ---        | 1-1/2" | 65777H       | ---        |
| 64778H      | ---        | 2"     | 65778H       | ---        |
|             |            | 2-1/2" | 65779H       | ---        |
|             | ---        | 3"     | 65780H       | ---        |
|             | ---        | 4"     | 65781H       | ---        |



### #304 STAINLESS STEEL MERCHANT COUPLINGS

| PART # | SIZE  | LIST PRICE |
|--------|-------|------------|
| 61775  | 1     | ---        |
| 61776  | 1-1/4 | ---        |
| 61777  | 1-1/2 | ---        |
| 61778  | 2     | ---        |

Also available:  
Extra Heavy Merchant Couplings

### MERCHANT COUPLINGS SPECIFICATIONS

| SIZE   | OUTSIDE DIAM. | LENGTH  | WEIGHT 100 PCS APPROX. | QUANTITY PER BOX | THREADS PER INCH | THREADS      |
|--------|---------------|---------|------------------------|------------------|------------------|--------------|
|        |               | INCHES  | POUNDS                 |                  |                  | TYPE         |
| 1/8"   | .59"          | .78     | 3.5                    | 1000             | 27               | Straight     |
| 1/4"   | .73"          | 1.18    | 7.5                    | 500              | 18               | Straight     |
| 3/8"   | .86"          | 1.18"   | 9                      | 600              | 18               | Straight     |
| 1/2"   | 1.063"        | 1-9/16" | 13.0                   | 100              | 14               | Straight     |
| 3/4"   | 1.313"        | 1-5/8"  | 28.3                   | 50               | 14               | Straight     |
| 1"     | 1.576"        | 2"      | 40.1                   | 30               | 11-1/2           | Straight     |
| 1-1/4" | 1.900"        | 2-1/16" | 49.5                   | 25               | 11-1/2           | Straight     |
| 1-1/2" | 2.17"         | 2-3/64" | 71.48                  | 25               | 11-1/2           | Straight     |
| 2"     | 2.750"        | 2-1/8"  | 112.0                  | 20               | 11-1/2           | Straight     |
| 2-1/2" | 3.250"        | 3-1/8"  | 231.2                  | 8                | 8                | Taper Tapped |
| 3"     | 4.000"        | 3-1/4"  | 353.8                  | 5                | 8                | Taper Tapped |
| 4"     | 5.000"        | 3-1/2"  | 471.8                  | 4                | 8                | Taper Tapped |
| 6"     | 7.32          | 4"      | 1000.05                | 4                | 8                | Taper Tapped |

WARNING: This product can expose you to chemicals, including Nickel, which are known to the State of California to cause cancer. For more information, visit www.P65Warnings.ca.gov

FITTINGS & NIPPLES

# API LINE COUPLINGS

## A105 BLACK STEEL TAPER TAPPED COUPLINGS

### Product Specifications

These couplings are manufactured in accordance with American Petroleum Institute specifications 5L & 5B.

All couplings are phosphated.

All sizes are taper tapped 3/4" per foot on the diameter.

\*CERTIFIED BY THE AMERICAN PETROLEUM INSTITUTE



A105

- Black Steel
- API line API SL

- Each end has a short, unthreaded recess before the threads start.
- Use with sch 80 & sch. 160 nipples & pipe.
- Max. pressure: 3000PSI

### API LINE PIPE COUPLINGS

| PART #   | NPT SIZE | THREADS PER INCH | OUTSIDE DIAMETER | LENGTH | UNIT WEIGHT | LIST PRICE |
|----------|----------|------------------|------------------|--------|-------------|------------|
| 65770API | 1/8"     | 27               | 0.563            | 1-1/16 | 0.04        | ---        |
| 65771API | 1/4"     | 18               | 0.719            | 1-5/8  | 0.10        | ---        |
| 65772API | 3/8"     | 18               | 0.875            | 1-5/8  | 0.13        | ---        |
| 65773API | 1/2"     | 14               | 1.063            | 2-1/8  | 0.24        | ---        |
| 65774API | 3/4"     | 14               | 1.313            | 2-1/8  | 0.35        | ---        |
| 65775API | 1"       | 11.5             | 1.576            | 2-5/8  | 0.52        | ---        |
| 65776API | 1-1/4"   | 11.5             | 2.054            | 2-3/4  | 1.00        | ---        |
| 65777API | 1-1/2"   | 11.5             | 2.200            | 2-3/4  | 0.88        | ---        |
| 65778API | 2"       | 11.5             | 2.875            | 2-7/8  | 1.83        | ---        |
| 65780API | 3"       | 8                | 4.000            | 4-1/4  | 4.09        | ---        |
| 65781API | 4"       | 8                | 5.200            | 4-1/2  | 7.59        | ---        |
| 65783API | 6"       | 8                | 7.390            | 4-5/8  | 12.92       | ---        |
| 65784API | 8"       | 8                | 9.625            | 5-3/4  | 23.18       | ---        |

**WARNING:** This product can expose you to chemicals, including Nickel, which are known to the State of California to cause cancer. For more information, visit [www.P65Warnings.ca.gov](http://www.P65Warnings.ca.gov)

# MALLEABLE FITTINGS

FITTINGS AND NIPPLES

## MALLEABLE FITTINGS



- SATURATED STEAM PRESSURE 150 PSI @ 350°F
- MAX PRESSURE 300 PSI @ 150°F
- TEMP RANGE -20°F TO 350°F

### ISO 9002 - CERTIFICATE OF QUALITY - UL/FM LISTED

Our quality fittings are made with care and attention to detail. With better molds we can reduce parting lines and rough edges resulting in better fluid flow. By using a low temperature galvanizing process the coating is more durable which means a longer lasting fitting. All Fittings are 100% Pressure Tested to 300# Class.

(Every fitting is subjected to an underwater fitness test to ensure the highest quality)

#### SPECIFICATIONS

- MATERIAL: ASTM A 197 - Cuppla Malleable Iron, ASTM A 153 - Hot dipped galvanizing • Coating ASTM A164 LS
- DIMENSIONS: ANSI B 16.3 - Malleable Iron threaded fittings, ANSI B 16.14 - Ferrous Pipe Plugs, Bushings etc..., ANSI B 16.39 - Malleable Iron threaded pipe unions.
- THREADS: ANSI B 2.1 or BS 21 ASME B1.20.1 • RoHS Compliant • Tapered Threads
- Pressure - Saturated steam 150 PSI @350°F: Max pressure 300 PSI - 150°F
- Temperature range -20 - 350°F

| MALLEABLE IRON - ANSI B 16.3 |                |                  |                    |                    |
|------------------------------|----------------|------------------|--------------------|--------------------|
| F°                           | CLASS 150 PSIG | SIZES 1/4-1 300# | SIZES 1 1/4-2 300# | SIZES 2 1/4-3 300# |
| -200-150                     | 300            | 2000             | 1500               | 1000               |
| 200                          | 265            | 1785             | 1350               | 910                |
| 250                          | 225            | 1575             | 1200               | 825                |
| 300                          | 185            | 1360             | 1050               | 735                |
| 366*                         | 150            | 1150             | 900                | 650                |

\*Permissible for service temperature up to 366°F, reflecting the temperature of saturated steam at 150 psig.

### STEEL FITTINGS



- 1010 Carbon Steel, 3/4 taper threads ( see hydraulic section for 7/8 taper threads.)
- Finish or coating • Black Dipped in rust resistant • Galvanized, Zinc Plated (Inside and Out)

### 300LB MALLEABLE FITTINGS



- MAX. PRESSURE: 300 PSI WOG @ 72°F; 150 PSI WOG SATURATED STEAM
- MEET ANSI/ ASME B1.20.1 STANDARDS
  - BLACK MEET ASTM 197 STANDARDS

### BULL PLUGS AND SWAGES



### FLANGES

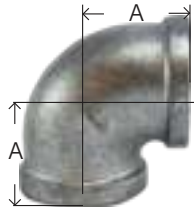


**WARNING:** This product can expose you to chemicals, including Nickel, which are known to the State of California to cause cancer. For more information, visit [www.P65Warnings.ca.gov](http://www.P65Warnings.ca.gov)

# BLACK AND GALVANIZED IRON #150

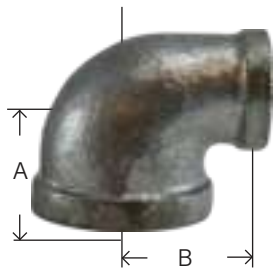
## FITTINGS AND NIPPLES

### ELBOWS 90°




| PART # GALVANIZED | LIST PRICE | SIZE   | A    | BOX/ CASE | APPROX. WT. LBS. | PART # BLACK | LIST PRICE |
|-------------------|------------|--------|------|-----------|------------------|--------------|------------|
| 64100             | ---        | 1/8"   | 0.69 | 50/600    | 0.07             | 65100        | ---        |
| 64101             | ---        | 1/4"   | 0.81 | 35/420    | 0.10             | 65101        | ---        |
| 64102             | ---        | 3/8"   | 0.95 | 90/360    | 0.16             | 65102        | ---        |
| 64103             | ---        | 1/2"   | 1.12 | 50/200    | 0.23             | 65103        | ---        |
| 64104             | ---        | 3/4"   | 1.31 | 35/105    | 0.35             | 65104        | ---        |
| 64105             | ---        | 1"     | 1.50 | 20/60     | 0.57             | 65105        | ---        |
| 64106             | ---        | 1-1/4" | 1.75 | 20/40     | 0.86             | 65106        | ---        |
| 64107             | ---        | 1-1/2" | 1.94 | 15/30     | 1.31             | 65107        | ---        |
| 64108             | ---        | 2"     | 2.25 | 8/16      | 1.79             | 65108        | ---        |
| 64109             | ---        | 2-1/2" | 2.70 | 6/12      | 3.35             | 65109        | ---        |
| 64110             | ---        | 3"     | 3.08 | 4/8       | 5                | 65110        | ---        |
| 64112             | ---        | 4"     | 3.79 | 1/2       | 9.02             | 65112        | ---        |
| 64114             | ---        | 6"     | 5.13 | 1/1       | 23.68            | 65114        | ---        |

### REDUCING ELBOWS 90°



| PART # GALVANIZED | LIST PRICE | SIZE            | A    | B    | BOX/ CASE | AP-PROX. WT. LBS. | PART # BLACK | LIST PRICE |
|-------------------|------------|-----------------|------|------|-----------|-------------------|--------------|------------|
| 64123             | ---        | 3/8" x 1/4"     | 0.88 | 0.90 | 90/360    | 0.16              | 65122        | ---        |
| 64124             | ---        | 1/2" x 1/4"     | 0.97 | 0.98 | 60/240    | 0.21              | 65123        | ---        |
| 64126             | ---        | 1/2" x 3/8"     | 1.04 | 1.03 | 60/240    | 0.24              | 65124        | ---        |
| 64127             | ---        | 3/4" x 3/8"     | 1.12 | 1.13 | 40/160    | 0.31              | 65126        | ---        |
| 64127             | ---        | 3/4" x 1/2"     | 1.20 | 1.22 | 40/160    | 0.44              | 65127        | ---        |
| 64130             | ---        | 1" x 1/2"       | 1.26 | 1.40 | 25/100    | 0.52              | 65130        | ---        |
| 64131             | ---        | 1" x 3/4"       | 1.37 | 1.45 | 50/100    | 0.58              | 65131        | ---        |
| 64133             | ---        | 1-1/4" x 3/4"   | 1.45 | 1.62 | 15/120    | 0.79              | 65133        | ---        |
| 64134             | ---        | 1-1/4" x 1"     | 1.58 | 1.67 | 10/40     | 0.80              | 65134        | ---        |
| 64137             | ---        | 1-1/2" x 3/4"   | 1.52 | 1.75 | 10/40     | 0.88              | 65136        | ---        |
| 64137             | ---        | 1-1/2" x 1"     | 1.65 | 1.80 | 10/40     | 1.07              | 65137        | ---        |
| 64138             | ---        | 1-1/2" x 1-1/4" | 1.82 | 1.88 | 15/30     | 1.12              | 65138        | ---        |
| 64140             | ---        | 2" x 3/4"       |      |      |           |                   | 65139        | ---        |
| 64140             | ---        | 2" x 1"         | 1.73 | 2.02 | 14/28     | 1.41              | 65140        | ---        |
| 64141             | ---        | 2" x 1-1/4"     | 1.90 | 2.10 | 10/20     | 1.53              | 65141        | ---        |
| 64142             | ---        | 2" x 1-1/2"     | 2.02 | 2.16 | 10/20     | 1.65              | 65142        | ---        |
| 64145             | ---        | 2-1/2" x 1-1/2" | 2.16 | 2.51 | 6/12      | 2.97              | 65145        | ---        |
| 64146             | ---        | 2-1/2" x 2"     | 2.39 | 2.60 | 6/12      | 3.18              | 65146        | ---        |
| 65150             | ---        | 3 x 2           |      |      |           |                   | 65150        | ---        |
| 65151             | ---        | 3 x 2-1/2       |      |      |           |                   | 65151        | ---        |

### 90° STREET EL- BOWS



| PART # GALVANIZED | LIST PRICE | SIZE   | A    | B    | BOX/ CASE | APPROX. WT. LBS. | PART # BLACK | LIST PRICE |
|-------------------|------------|--------|------|------|-----------|------------------|--------------|------------|
| 64160             | ---        | 1/8"   | 0.69 | 1.00 | 60/720    | .06              | 65160        | ---        |
| 64161             | ---        | 1/4"   | 0.80 | 1.17 | 35/420    | .10              | 65161        | ---        |
| 64162             | ---        | 3/8"   | 0.95 | 1.48 | 40/240    | .15              | 65162        | ---        |
| 64163             | ---        | 1/2"   | 1.10 | 1.59 | 60/180    | .22              | 65163        | ---        |
| 64164             | ---        | 3/4"   | 1.28 | 1.85 | 35/105    | .39              | 65164        | ---        |
| 64165             | ---        | 1"     | 1.47 | 2.10 | 35/105    | .60              | 65165        | ---        |
| 64166             | ---        | 1-1/4" | 1.75 | 2.57 | 25/50     | .95              | 65166        | ---        |
| 64167             | ---        | 1-1/2" | 1.90 | 2.63 | 9/27      | 1.37             | 65167        | ---        |
| 64168             | ---        | 2"     | 2.21 | 3.19 | 8/16      | 2.25             | 65168        | ---        |
| 64169             | ---        | 2-1/2" | 2.65 | 3.78 | 5/10      | 3.32             | 65169        | ---        |
| 64170             | ---        | 3"     | 3.02 | 4.42 | 4/8       | 5.27             | 65170        | ---        |
| 64171             | ---        | 4"     | 3.72 | 5.57 | 2/4       | 8.94             | 65171        | ---        |

**WARNING:** This product can expose you to chemicals, including Nickel, which are known to the State of California to cause cancer. For more information, visit [www.P65Warnings.ca.gov](http://www.P65Warnings.ca.gov)

# BLACK AND GALVANIZED IRON #150

## FITTINGS AND NIPPLES

### ELBOWS 45°



| PART # GALVANIZED | LIST PRICE | SIZE   | A    | BOX/ CASE | APPROX. WT. LBS. | PART # BLACK | LIST PRICE |
|-------------------|------------|--------|------|-----------|------------------|--------------|------------|
| 64180             | ---        | 1/8"   | 0.63 | 50/600    | .07              | 65180        | ---        |
| 64181             | ---        | 1/4"   | 0.73 | 30/360    | .10              | 65181        | ---        |
| 64182             | ---        | 3/8"   | 0.80 | 75/300    | .14              | 65182        | ---        |
| 64183             | ---        | 1/2"   | 0.88 | 50/200    | .21              | 65183        | ---        |
| 64184             | ---        | 3/4"   | 0.98 | 40/120    | .33              | 65184        | ---        |
| 64185             | ---        | 1"     | 1.12 | 20/60     | .50              | 65185        | ---        |
| 64186             | ---        | 1-1/4" | 1.29 | 20/40     | .74              | 65186        | ---        |
| 64187             | ---        | 1-1/2" | 1.43 | 10/30     | 1.01             | 65187        | ---        |
| 64188             | ---        | 2"     | 1.68 | 12/24     | 1.53             | 65188        | ---        |
| 64189             | ---        | 2-1/2" | 1.95 | 9/18      | 2.78             | 65189        | ---        |
| 64190             | ---        | 3"     | 2.17 | 1/10      | 4.49             | 65190        | ---        |
| 64191             | ---        | 4"     | 2.61 | 2/4       | 7.44             | 65191        | ---        |
| 64192             | ---        | 6"     | 3.46 | 1/1       | 18.63            | 65192        | ---        |

### 45° STREET ELBOWS



| PART # GALVANIZED | LIST PRICE | SIZE   | A    | B    | BOX/ CASE | APPROX. WT. LBS. | PART # BLACK | LIST PRICE |
|-------------------|------------|--------|------|------|-----------|------------------|--------------|------------|
| 64200             | ---        | 1/8"   | 0.63 | 0.83 | 70/840    | .05              | 65200        | ---        |
| 64201             | ---        | 1/4"   | 0.73 | 0.94 | 40/480    | .09              | 65201        | ---        |
| 64202             | ---        | 3/8"   | 0.80 | 1.03 | 100/400   | .14              | 65202        | ---        |
| 64203             | ---        | 1/2"   | 0.86 | 1.30 | 75/225    | .19              | 65203        | ---        |
| 64204             | ---        | 3/4"   | 0.96 | 1.48 | 40/120    | .28              | 65204        | ---        |
| 64205             | ---        | 1"     | 1.10 | 1.69 | 25/75     | .48              | 65205        | ---        |
| 64206             | ---        | 1-1/4" | 1.26 | 1.87 | 10/40     | .71              | 65206        | ---        |
| 64207             | ---        | 1-1/2" | 1.40 | 2.05 | 10/30     | 1.02             | 65207        | ---        |
| 64208             | ---        | 2"     | 1.65 | 2.38 | 12/24     | 1.68             | 65208        | ---        |
| 64209             | ---        | 2-1/2" | 1.95 | 2.72 | 6/12      | 2.69             | 65209        | ---        |
| 64210             | ---        | 3"     | 2.17 | 3.16 | 3/6       | 4.61             | 65210        | ---        |
|                   | ---        | 4"     | 2.61 | 3.90 | 2/4       | 7.74             | 65211        | ---        |

### CROSSES



| PART # GALVANIZED | LIST PRICE | SIZE   | A    | BOX/ CASE | APPROX. WT. LBS. | PART # BLACK | LIST PRICE |
|-------------------|------------|--------|------|-----------|------------------|--------------|------------|
|                   | ---        | 1/8"   | 0.65 | 50/600    | .14              | 65390        | ---        |
| 64391             | ---        | 1/4"   | 0.80 | 60/240    | .17              | 65391        | ---        |
| 64392             | ---        | 3/8"   | 0.95 | 50/150    | .26              | 65392        | ---        |
| 64393             | ---        | 1/2"   | 1.12 | 30/90     | .42              | 65393        | ---        |
| 64394             | ---        | 3/4"   | 1.31 | 20/60     | .64              | 65394        | ---        |
| 64395             | ---        | 1"     | 1.50 | 15/30     | .98              | 65395        | ---        |
| 64396             | ---        | 1-1/4" | 1.75 | 10/20     | 1.45             | 65396        | ---        |
| 64397             | ---        | 1-1/2" | 1.94 | 8/16      | 1.90             | 65397        | ---        |
| 64398             | ---        | 2"     | 2.25 | 5/10      | 2.96             | 65398        | ---        |
|                   | ---        | 3"     | 3.06 | 2/4       | 7.71             | 65400        | ---        |
|                   | ---        | 4"     |      | 1/1       | 14.77            | 65401        | ---        |


WARNING: This product can expose you to chemicals, including Nickel, which are known to the State of California to cause cancer. For more information, visit [www.P65Warnings.ca.gov](http://www.P65Warnings.ca.gov)



# BLACK AND GALVANIZED IRON #150

## FITTINGS AND NIPPLES


### TEES



| PART # GALVANIZED | LIST PRICE | SIZE   | A    | BOX/CASE | APPROX. WT. LBS. | PART # BLACK | LIST PRICE |
|-------------------|------------|--------|------|----------|------------------|--------------|------------|
| 64250             | ---        | 1/8"   | 0.69 | 120/480  | .11              | 65250        | ---        |
| 64251             | ---        | 1/4"   | 0.81 | 75/300   | .15              | 65251        | ---        |
| 64252             | ---        | 3/8"   | 0.95 | 45/180   | .22              | 65252        | ---        |
| 64253             | ---        | 1/2"   | 1.12 | 40/120   | .36              | 65253        | ---        |
| 64254             | ---        | 3/4"   | 1.31 | 35/70    | .48              | 65254        | ---        |
| 64255             | ---        | 1"     | 1.50 | 20/40    | .83              | 65255        | ---        |
| 64256             | ---        | 1-1/4" | 1.75 | 14/28    | 1.29             | 65256        | ---        |
| 64257             | ---        | 1-1/2" | 1.94 | 12/24    | 1.66             | 65257        | ---        |
| 64258             | ---        | 2"     | 2.26 | 8/16     | 2.50             | 65258        | ---        |
| 64259             | ---        | 2-1/2" | 2.70 | 4/8      | 4.45             | 65259        | ---        |
| 64260             | ---        | 3"     | 3.08 | 1/6      | 6.72             | 65260        | ---        |
| 64261             | ---        | 4"     | 3.79 | 1/2      | 11.31            | 65261        | ---        |
| 64262             | ---        | 6"     | 5.13 | 1/1      | 30.75            | 65262        | ---        |

### REDUCING TEES

(Same Size On Run, Reducing On Branch)



| PART # GALVANIZED | LIST PRICE | SIZE (1&2) X 3  | A    | B    | BOX/CASE | APPROX. WT. LBS. | PART # BLACK | LIST PRICE |
|-------------------|------------|-----------------|------|------|----------|------------------|--------------|------------|
|                   | ---        | 3/8" x 1/4"     | 0.81 | 0.90 | 25/300   | .18              | 65273        | ---        |
|                   | ---        | 1/2" x 1/4"     | 0.97 | 0.98 | 40/160   | .24              | 65276        | ---        |
| 64279             | ---        | 1/2" x 3/8"     | 1.04 | 1.03 | 40/160   | .35              | 65279        | ---        |
|                   | ---        | 3/4" x 1/4"     | 1.05 | 1.08 | 25/100   | .43              | 65282        | ---        |
| 64286             | ---        | 3/4" x 1/2"     | 1.20 | 1.18 | 20/80    | .49              | 65286        | ---        |
|                   | ---        | 1" x 1/4"       | 1.11 | 1.22 | 20/80    | .51              | 65268        | ---        |
| 64269             | ---        | 1" x 3/8"       | 1.18 | 1.27 | 15/60    | .55              | 65269        | ---        |
| 64291             | ---        | 1" x 1/2"       | 1.26 | 1.40 | 15/60    | .63              | 65291        | ---        |
| 64298             | ---        | 1" x 3/4"       | 1.37 | 1.45 | 12/48    | .71              | 65298        | ---        |
| 64301             | ---        | 1-1/4" x 1/2"   | 1.34 | 1.45 | 20/40    | .91              | 65301        | ---        |
| 64303             | ---        | 1-1/4" x 3/4"   | 1.45 | 1.62 | 20/40    | .99              | 65303        | ---        |
| 64306             | ---        | 1-1/4" x 1"     | 1.58 | 1.66 | 20/40    | 1.07             | 65306        | ---        |
| 64721             | ---        | 1-1/2" x 1/2"   |      |      |          | 1.12             | 65721        | ---        |
| 64316             | ---        | 1-1/2" x 3/4"   | 1.41 | 1.75 | 15/30    | 1.23             | 65316        | ---        |
| 64318             | ---        | 1-1/2" x 1"     | 1.65 | 1.88 | 10/30    | 1.33             | 65318        | ---        |
|                   | ---        | 1-1/2" x 1-1/4" | 1.65 | 1.88 | 12/24    | 1.52             | 65322        | ---        |
| 64327             | ---        | 2" x 1/2"       | 1.49 | 1.88 | 10/20    | 1.64             | 65327        | ---        |
| 64328             | ---        | 2" x 3/4"       | 1.60 | 1.97 | 10/20    | 1.71             | 65328        | ---        |
| 64330             | ---        | 2" x 1"         | 1.73 | 2.02 | 10/20    | 1.88             | 65330        | ---        |
|                   | ---        | 2" x 1-1/4"     | 1.86 | 2.06 | 8/16     | 2.03             | 65334        | ---        |
| 64336             | ---        | 2" x 1-1/2"     | 1.98 | 2.12 | 8/16     | 2.22             | 65336        | ---        |
|                   | ---        | 2-1/2" x 1"     |      |      |          | 2.85             | 65342        | ---        |
|                   | ---        | 2-1/2" x 1-1/2" | 2.16 | 2.51 | 5/10     | 2.97             | 65343        | ---        |
|                   | ---        | 3" x 1-1/2"     |      |      |          | 5.19             | 65359        | ---        |
| 64351             | ---        | 3" x 2"         | 2.52 | 2.89 | 3/6      | 5.35             | 65351        | ---        |

### BULLHEAD TEES



| PART # GALVANIZED | LIST PRICE | SIZE (1&2) X 3   | A    | B    | BOX/CASE | APPROX. WT. LBS. | PART # BLACK | LIST PRICE |
|-------------------|------------|------------------|------|------|----------|------------------|--------------|------------|
| 64280             | ---        | 1/2" x 3/4"      | 1.22 | 1.20 | 30/120   | .4               | 65280        | ---        |
| 64289             | ---        | 3/4" x 1"        | 1.45 | 1.37 | 20/120   | .60              | 65289        | ---        |
| 64299             | ---        | 1" x 1-1/4"      | 1.67 | 1.58 | 15/30    | .96              | 65299        | ---        |
| 64300             | ---        | 1" x 1-1/2"      | 1.80 | 1.65 | 9/36     | 1.11             | 65300        | ---        |
| 64317             | ---        | 1-1/4" x 1-1/2"  | 1.88 | 1.82 | 12/24    | 1.07             | 65317        | ---        |
| 64319             | ---        | 1-1/2" x 2"      | 2.12 | 1.98 | 8/32     | 2.10             | 65319        | ---        |
|                   |            | 2" x 1 1/4" x 2" |      |      |          |                  | 65335        |            |

**WARNING:** This product can expose you to chemicals, including Nickel, which are known to the State of California to cause cancer. For more information, visit [www.P65Warnings.ca.gov](http://www.P65Warnings.ca.gov)

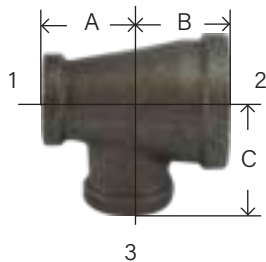


# BLACK AND GALVANIZED IRON #150

## FITTINGS AND NIPPLES

### REDUCING TEES

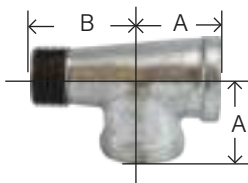
REDUCING ON RUN



| PART # | SIZE<br>1 X 2 X 3        | A    | B    | C    | BOX/CASE | APPROX.<br>WT. LBS. | LIST<br>PRICE | PART #<br>BLACK |
|--------|--------------------------|------|------|------|----------|---------------------|---------------|-----------------|
| 64287  | 3/4" x 1/2" x 1/2"       | 1.18 | 1.18 | 1.20 | 25/100   | 0.39                | ---           | 65287           |
|        | 3/4" x 1/2" x 3/4"       | 1.28 | 1.20 | 1.28 | 20/80    | 0.49                | ---           | 65288           |
|        | 1" x 1/2" x 1/2"         | 1.31 | 1.22 | 1.31 | 20/80    | 0.51                | ---           | 65292           |
|        | 1" x 1/2" x 3/4"         | 1.22 | 1.37 | 1.45 | 20/80    | 0.53                | ---           | 65293           |
|        | 1" x 1/2" x 1"           | 1.40 | 1.50 | 1.50 | 15/60    | 0.54                | ---           | 65294           |
|        | 1" x 3/4" x 1/2"         | 1.20 | 1.26 | 1.40 | 20/80    | 0.58                | ---           | 65295           |
| 64296  | 1" x 3/4" x 3/4"         | 1.34 | 1.28 | 1.42 | 15/60    | 0.63                | ---           | 65296           |
| 64297  | 1" x 3/4" x 1"           | 1.45 | 1.50 | 1.50 | 15/60    | 0.62                | ---           | 65297           |
|        | 1-1/4" x 1/2" x 1"       |      |      |      |          |                     |               | 65311           |
|        | 1-1/4" x 1/2" x 1 1/4"   |      |      |      |          |                     |               | 65314           |
|        | 1-1/4" x 3/4" x 3/4"     | 1.31 | 1.45 | 1.64 | 10/40    | 0.66                | ---           | 65347           |
|        | 1-1/4" x 3/4" x 1"       |      |      |      |          |                     |               | 65348           |
|        | 1-1/4" x 3/4" x 1-1/4"   | 1.62 | 1.75 | 1.75 | 10/40    | 1.14                | ---           | 65305           |
| 64309  | 1-1/4" x 1" x 1"         | 1.55 | 1.47 | 1.63 | 20/40    | 1.00                | ---           | 65309           |
|        | 1-1/4" x 1" x 1/2"       | 1.26 | 1.34 | 1.53 | 20/40    | 1.10                | ---           | 65349           |
|        | 1-1/4" x 1" x 3/4"       |      |      |      |          |                     |               | 65350           |
|        | 1-1/4" x 1" x 1-1/4"     | 1.30 | 1.36 | 1.44 | 15/30    | 1.21                | ---           | 65310           |
|        | 1-1/2" x 3/4" x 1-1/2"   |      |      |      |          |                     |               | 65281           |
| 64372  | 1-1/2" x 1" x 1"         | 1.50 | 1.65 | 1.78 | 15/30    | 1.28                | ---           | 65372           |
|        | 1-1/2" x 1" x 1-1/2"     |      |      |      |          |                     |               | 65323           |
|        | 1-1/2" x 1-1/4" x 3/4"   | 1.43 | 1.52 | 1.25 | 15/30    | 1.30                | ---           | 65375           |
|        | 1-1/2" x 1 1/4" x 1"     |      |      |      |          |                     |               | 65325           |
|        | 1-1/2" x 1-1/4" x 1-1/4" | 1.75 | 1.82 | 1.88 | 15/30    | 1.35                | ---           | 65377           |
|        | 2" x 3/4" x 2"           |      |      |      |          |                     |               | 65267           |
|        | 2" x 1" x 2"             |      |      |      |          |                     |               | 65332           |
|        | 2" x 1-1/4" x 1 1/4"     |      |      |      |          |                     |               | 65302           |
|        | 2" x 1-1/4" x 2"         |      |      |      |          |                     |               | 65335           |
|        | 2" x 1-1/2" x 1-1/4"     | 1.82 | 1.90 | 2.10 | 10/30    | 1.21                | ---           | 65312           |
|        | 2" x 1-1/2" x 1-1/2"     | 1.94 | 2.02 | 2.16 | 10/30    | 1.79                | ---           | 65313           |
|        | 2 x 1-1/2 x 2            |      |      |      |          |                     |               | 65339           |

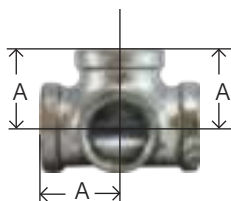
### MALLEABLE SERVICE TEE

(STREET TEE)



| PART # | LIST PRICE | SIZE | A    | B    | BOX/ CASE | APPROX. WT. LBS. | PART # BLACK | LIST PRICE |
|--------|------------|------|------|------|-----------|------------------|--------------|------------|
| 64364  | ---        | 3/4" | 1.31 | 1.89 | 25/75     | 0.49             | 65364        | ---        |

### SIDE OUTLET TEES



| PART # | LIST PRICE | SIZE   | A    | BOX/ CASE | APPROX. WT. LBS. | PART # BLACK | LIST PRICE |
|--------|------------|--------|------|-----------|------------------|--------------|------------|
| 64383  | ---        | 1/2"   | 1.12 | 25/100    | .39              | 65383        | ---        |
| 64385  | ---        | 1"     | 1.50 | 20/40     | .88              | 65385        | ---        |
|        |            | 1-1/2" | 1.97 | 1/1       | 1.56             | 65387        | ---        |
|        |            | 2"     | 2.29 | 1/1       | 1.81             | 65388        | ---        |

**WARNING:** This product can expose you to chemicals, including Nickel, which are known to the State of California to cause cancer. For more information, visit [www.P65Warnings.ca.gov](http://www.P65Warnings.ca.gov)

# BLACK AND GALVANIZED IRON #150

FITTINGS AND NIPPLES

## COUPLINGS



| PART # GALVANIZED | LIST PRICE | SIZE   | A    | BOX/ CASE | APPROX. WT. LBS. | PART # BLACK | LIST PRICE |
|-------------------|------------|--------|------|-----------|------------------|--------------|------------|
| 64410             | ---        | 1/8"   | 0.96 | 70/840    | .07              | 65410        | ---        |
| 64411             | ---        | 1/4"   | 1.06 | 40/480    | .09              | 65411        | ---        |
| 64412             | ---        | 3/8"   | 1.16 | 40/480    | .13              | 65412        | ---        |
| 64413             | ---        | 1/2"   | 1.34 | 60/240    | .19              | 65413        | ---        |
| 64414             | ---        | 3/4"   | 1.52 | 50/150    | .28              | 65414        | ---        |
| 64415             | ---        | 1"     | 1.67 | 25/100    | .45              | 65415        | ---        |
| 64416             | ---        | 1-1/4" | 1.93 | 16/64     | .66              | 65416        | ---        |
| 64417             | ---        | 1-1/2" | 2.15 | 18/36     | .84              | 65417        | ---        |
| 64418             | ---        | 2"     | 2.54 | 12/24     | 1.39             | 65418        | ---        |
| 64419             | ---        | 2-1/2" | 2.88 | 8/16      | 2.42             | 65419        | ---        |
| 64420             | ---        | 3"     | 3.18 | 1/12      | 3.49             | 65420        | ---        |
| 64421             | ---        | 4"     | 3.69 | 3/6       | 5.81             | 65421        | ---        |
| 64422             | ---        | 6"     | 4.23 | 1/2       | 28.62            | 65422        | ---        |

## REDUCING COUPLINGS



| PART # GALVANIZED | LIST PRICE | SIZE            | A    | BOX/ CASE | APPROX. WT. LBS. | PART # BLACK | LIST PRICE |
|-------------------|------------|-----------------|------|-----------|------------------|--------------|------------|
| 64430             | ---        | 1/4" x 1/8"     | 1.00 | 50/600    | .07              | 65430        | ---        |
| 64431             | ---        | 3/8" x 1/8"     | 1.13 | 35/420    | .09              | 65431        | ---        |
| 64432             | ---        | 3/8" x 1/4"     | 1.13 | 30/360    | .11              | 65432        | ---        |
| 64433             | ---        | 1/2" x 1/8"     | 1.25 | 75/300    | .13              | 65433        | ---        |
| 64434             | ---        | 1/2" x 1/4"     | 1.25 | 75/300    | .11              | 65434        | ---        |
| 64435             | ---        | 1/2" x 3/8"     | 1.25 | 60/240    | .15              | 65435        | ---        |
|                   | ---        | 3/4" x 1/8"     | 1.44 | 60/240    | .18              | 65439        | ---        |
| 64436             | ---        | 3/4" x 1/4"     | 1.44 | 45/18     | .19              | 65436        | ---        |
| 64437             | ---        | 3/4" x 3/8"     | 1.44 | 45/18     | .21              | 65437        | ---        |
| 64438             | ---        | 3/4" x 1/2"     | 1.44 | 60/180    | .25              | 65438        | ---        |
| 64459             | ---        | 1" x 1/4"       | 1.69 | 45/135    | .34              | 65459        | ---        |
| 64440             | ---        | 1" x 3/8"       | 1.69 | 30/120    | .35              | 65440        | ---        |
| 64441             | ---        | 1" x 1/2"       | 1.69 | 30/120    | .36              | 65441        | ---        |
| 64442             | ---        | 1" x 3/4"       | 1.69 | 25/100    | .39              | 65442        | ---        |
|                   | ---        | 1-1/4" x 3/8"   | 2.06 | 25/75     | .55              | 65460        | ---        |
|                   | ---        | 1-1/4" x 1/2"   | 2.06 | 25/75     | .53              | 65444        | ---        |
| 64445             | ---        | 1-1/4" x 3/4"   | 2.06 | 25/75     | .57              | 65445        | ---        |
| 64446             | ---        | 1-1/4" x 1"     | 2.06 | 15/60     | .61              | 65446        | ---        |
|                   | ---        | 1-1/2" x 3/8"   | 2.31 | 20/60     | .71              | 65443        | ---        |
| 64447             | ---        | 1-1/2" x 1/2"   | 2.31 | 20/60     | .69              | 65447        | ---        |
| 64448             | ---        | 1-1/2" x 3/4"   | 2.31 | 15/60     | .71              | 65448        | ---        |
| 64449             | ---        | 1-1/2" x 1"     | 2.31 | 25/50     | .78              | 65449        | ---        |
| 64450             | ---        | 1-1/2" x 1-1/4" | 2.31 | 12/48     | .87              | 65450        | ---        |
| 64458             | ---        | 2" x 1/2"       | 2.81 | 12/36     | 1.14             | 65458        | ---        |
| 64451             | ---        | 2" x 3/4"       | 2.81 | 12/36     | 1.14             | 65451        | ---        |
| 64452             | ---        | 2" x 1"         | 2.81 | 12/36     | 1.21             | 65452        | ---        |
| 64453             | ---        | 2" x 1-1/4"     | 2.81 | 9/27      | 1.19             | 65453        | ---        |
| 64454             | ---        | 2" x 1-1/2"     | 2.81 | 9/27      | 1.38             | 65454        | ---        |
|                   |            | 2 1/2" x 1"     |      |           |                  | 65455        |            |
|                   |            | 2 1/2" x 1 1/4" |      |           |                  | 65429        |            |
| 64461             | ---        | 2-1/2" x 1-1/2" | 3.25 | 20/40     | 2.07             | 65461        | ---        |
| 64462             | ---        | 2-1/2" x 2"     | 3.25 | 7/14      | 2.23             | 65462        | ---        |
| 64466             | ---        | 3" x 1"         |      |           |                  | 65466        |            |
| 64486             | ---        | 3" x 1-1/2"     | 3.69 | 6/12      | 3.23             | 65486        | ---        |
| 64456             | ---        | 3" x 2"         | 3.69 | 6/12      | 3.30             | 65456        | ---        |
| 64463             | ---        | 3" x 2-1/2"     | 3.69 | 5/10      | 3.55             | 65463        | ---        |
|                   |            | 4" x 1 1/2"     |      |           |                  | 65468        |            |
| 64464             | ---        | 4" x 2"         | 4.38 | 3/6       | 5.55             | 65464        | ---        |
| 64465             | ---        | 4" x 2-1/2"     | 4.38 | 3/6       | 5.90             | 65465        | ---        |
| 64457             | ---        | 4" x 3"         | 4.38 | 3/6       | 6.05             | 65457        | ---        |
|                   |            | 6" x 4"         | 4.24 | 1/2       | 10.86            | 65491        | ---        |

WARNING: This product can expose you to chemicals, including Nickel, which are known to the State of California to cause cancer. For more information, visit [www.P65Warnings.ca.gov](http://www.P65Warnings.ca.gov)

# BLACK AND GALVANIZED IRON #150

## FITTINGS AND NIPPLES

### HEX BUSHING



\* INSIDE HEX

| PART #<br>GALVANIZED | LIST<br>PRICE | SIZE<br>M X F   | A    | HEX  | BOX/<br>CASE | APPROX.<br>WT. LBS. | PART #<br>BLACK | LIST<br>PRICE |
|----------------------|---------------|-----------------|------|------|--------------|---------------------|-----------------|---------------|
| 64500                | ---           | *1/4" x 1/8"    | 0.79 | 0.67 | 1/25         | .03                 | 65500           | ---           |
|                      | ---           | *3/8" x 1/8"    | 0.79 | 0.75 | 1/25         | .06                 | 65501           | ---           |
| 64502                | ---           | *3/8" x 1/4"    | 0.79 | 0.75 | 1/25         | .05                 | 65502           | ---           |
|                      | ---           | 1/2" x 1/8"     | 0.84 | 1.03 | 150/600      | .09                 | 65503           | ---           |
| 64504                | ---           | 1/2" x 1/4"     |      |      |              | .08                 | 65504           | ---           |
| 64505                | ---           | 1/2" x 3/8"     | 0.75 | 1.03 | 150/600      | .07                 | 65505           | ---           |
| 64506                | ---           | 3/4" x 1/8"     | 0.85 | 1.15 | 75/300       | .14                 | 65506           | ---           |
| 64507                | ---           | 3/4" x 1/4"     | 0.85 | 1.15 | 75/300       | .13                 | 65507           | ---           |
| 64508                | ---           | 3/4" x 3/8"     | 0.85 | 1.15 | 75/300       | .12                 | 65508           | ---           |
| 64509                | ---           | 3/4" x 1/2"     | 0.93 | 1.15 | 75/300       | .10                 | 65509           | ---           |
|                      |               | 1" x 1/8"       |      |      |              |                     | 65557           |               |
| 64510*               | ---           | 1" x 1/4"       | 1.13 | 1.12 | 50/200       | .20                 | 65510*          | ---           |
| 64511*               | ---           | 1" x 3/8"       | 1.13 | 1.12 | 50/200       | .18                 | 65511*          | ---           |
| 64512                | ---           | 1" x 1/2"       | 1.10 | 1.42 | 50/200       | .21                 | 65512           | ---           |
| 64513                | ---           | 1" x 3/4"       | 1.10 | 1.42 | 50/200       | .17                 | 65513           | ---           |
|                      | ---           | 1-1/4" x 1/4"   | 1.24 | 1.12 | 30/120       | .29                 | 65514*          | ---           |
|                      | ---           | 1-1/4" x 3/8"   | 1.24 | 1.12 | 30/120       | .29                 | 65515*          | ---           |
| 64516*               | ---           | 1-1/4" x 1/2"   | 1.24 | 1.24 | 30/120       | .31                 | 65516*          | ---           |
| 64517                | ---           | 1-1/4" x 3/4"   | 1.08 | 1.76 | 30/120       | .35                 | 65517           | ---           |
| 64518                | ---           | 1-1/4" x 1"     | 1.08 | 1.76 | 30/120       | .29                 | 65518           | ---           |
| 64519*               | ---           | 1-1/2" x 1/4"   | 1.30 | 1.12 | 25/75        | .40                 | 65519*          | ---           |
| 64520*               | ---           | 1-1/2" x 3/8"   | 1.30 | 1.12 | 25/75        | .38                 | 65520*          | ---           |
| 64521*               | ---           | 1-1/2" x 1/2"   | 1.30 | 1.34 | 25/75        | .38                 | 65521*          | ---           |
| 64522*               | ---           | 1-1/2" x 3/4"   | 1.30 | 1.44 | 25/75        | .40                 | 65522*          | ---           |
| 64523                | ---           | 1-1/2" x 1"     | 1.23 | 2.00 | 25/75        | .45                 | 65523           | ---           |
| 64524                | ---           | 1-1/2" x 1-1/4" | 1.23 | 2.00 | 25/75        | .34                 | 65524           | ---           |
| 64526                | ---           | 2" x 1/4"       | 1.29 | 1.12 | 20/60        | .57                 | 65526           | ---           |
| 64525*               | ---           | 2" x 3/8"       | 1.28 | 1.12 | 20/60        | .57                 | 65525*          | ---           |
| 64527*               | ---           | 2" x 1/2"       | 1.39 | 1.34 | 20/60        | .57                 | 65527*          | ---           |
| 64528*               | ---           | 2" x 3/4"       | 1.39 | 1.63 | 20/60        | .63                 | 65528*          | ---           |
| 64529*               | ---           | 2" x 1"         | 1.39 | 1.77 | 20/60        | .66                 | 65529*          | ---           |
| 64530                | ---           | 2" x 1-1/4"     | 1.50 | 2.48 | 20/60        | .74                 | 65530           | ---           |
| 64531                | ---           | 2" x 1-1/2"     | 1.50 | 2.48 | 20/60        | .61                 | 65531           | ---           |
| 64546*               | ---           | 2-1/2" x 1/2"   | 1.51 | 1.34 | 15/30        | .97                 | 65546*          | ---           |
| 64547*               | ---           | 2-1/2" x 3/4"   | 1.51 | 1.63 | 15/30        | .91                 | 65547*          | ---           |
| 64532*               | ---           | 2-1/2" x 1"     | 1.51 | 1.95 | 15/30        | .97                 | 65532*          | ---           |
| 64533*               | ---           | 2-1/2" x 1-1/4" | 1.51 | 2.39 | 15/30        | 1.03                | 65533*          | ---           |
| 64534                | ---           | 2-1/2" x 1-1/2" | 1.51 | 2.98 | 15/30        | 1.16                | 65534           | ---           |
| 64535                | ---           | 2-1/2" x 2"     | 1.54 | 2.98 | 15/30        | 1.01                | 65535           | ---           |
| 64550                | ---           | 3" x 1"         | 1.61 | 1.95 | 12/24        | 1.41                | 65550           | ---           |
| 64549*               | ---           | 3" x 1-1/4"     | 1.61 | 2.39 | 12/24        | 1.42                | 65549*          | ---           |
| 64537*               | ---           | 3" x 1-1/2"     | 1.61 | 2.68 | 12/24        | 1.51                | 65537*          | ---           |
| 64538                | ---           | 3" x 2"         | 1.61 | 3.86 | 12/24        | 1.71                | 65538           | ---           |
| 64539                | ---           | 3" x 2-1/2"     | 1.61 | 3.86 | 12/24        | 1.68                | 65539           | ---           |
|                      |               | 3-1/2" x 3"     | 1.86 | 4.20 | 5/10         | 2.17                | 65555           | ---           |
| 64553*               | ---           | 4" x 1"         | 2.00 | 4.75 | 5/10         | 3.79                | 65553*          | ---           |
|                      | ---           | 4" x 1-1/4"     | 1.82 | 2.39 | 5/10         | 2.39                | 65552           | ---           |
| 64540                | ---           | 4" x 1-1/2"     | 1.82 | 2.68 | 5/10         | 2.39                | 65540           | ---           |
| 64541*               | ---           | 4" x 2"         | 1.82 | 3.31 | 5/10         | 2.52                | 65541*          | ---           |
| 64542*               | ---           | 4" x 2-1/2"     | 2.06 | 3.87 | 5/10         | 2.87                | 65542*          | ---           |
| 64543                | ---           | 4" x 3"         | 2.17 | 4.96 | 5/10         | 2.95                | 65543           | ---           |
|                      |               | 5" x 4"         | 2.16 | 5.34 | 2/4          | 6.80                | 65544           | ---           |
|                      |               | 6" x 2"         |      |      |              |                     | 65558           |               |
| 64549                |               | 6" x 3"         |      |      |              |                     | 65559           |               |
| 64545*               | ---           | 6" x 4"         | 2.33 | 5.79 | 2/4          | 7.11                | 65545*          | ---           |

Note: Add Dt To The Part# For A Double-Tapped Bushing

WARNING: This product can expose you to chemicals, including Nickel, which are known to the State of California to cause cancer. For more information, visit [www.P65Warnings.ca.gov](http://www.P65Warnings.ca.gov)

# BLACK AND GALVANIZED IRON #150

## FITTINGS AND NIPPLES

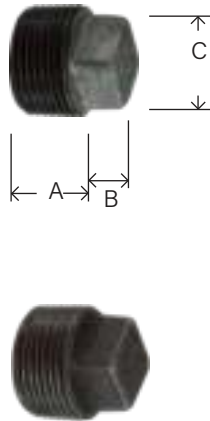
### UNIONS

• Brass Seat



| PART # GALVANIZED | LIST PRICE | SIZE   | A    | BOX/ CASE | APPROX. WT. LBS. | PART # BLACK | LIST PRICE |
|-------------------|------------|--------|------|-----------|------------------|--------------|------------|
| 64600             | ---        | 1/8"   | 1.26 | 60/240    | .17              | 65600        | ---        |
| 64601             | ---        | 1/4"   | 1.44 | 20/240    | .25              | 65601        | ---        |
| 64602             | ---        | 3/8"   | 1.61 | 40/160    | .37              | 65602        | ---        |
| 64603             | ---        | 1/2"   | 1.72 | 50/100    | .52              | 65603        | ---        |
| 64604             | ---        | 3/4"   | 1.94 | 35/70     | .78              | 65604        | ---        |
| 64605             | ---        | 1"     | 2.06 | 20/40     | 1.18             | 65605        | ---        |
| 64606             | ---        | 1-1/4" | 2.26 | 15/30     | 1.64             | 65606        | ---        |
| 64607             | ---        | 1-1/2" | 2.41 | 10/20     | 2.08             | 65607        | ---        |
| 64608             | ---        | 2"     | 2.75 | 6/12      | 3.24             | 65608        | ---        |
| 64609             | ---        | 2-1/2" | 3.22 | 4/8       | 5.31             | 65609        | ---        |
| 64610             | ---        | 3"     | 3.50 | 4/8       | 6.94             | 65610        | ---        |
| 64611             | ---        | 4"     | 3.85 | 2/4       | 12.02            | 65611        | ---        |

### SQUARE HEAD PLUGS



| PART # GALVANIZED | LIST PRICE | SIZE   | A    | B    | C    | BOX/ CASE | APPROX. WT. LBS. | PART # BLACK | LIST PRICE |
|-------------------|------------|--------|------|------|------|-----------|------------------|--------------|------------|
|                   |            | *1/8"  | 0.41 | 0.23 | 0.30 | 1/25      | .02              | 65650        | ---        |
| 64651             | ---        | *1/4"  | 0.48 | 0.28 | 0.38 | 1/25      | .03              | 65651        | ---        |
| 64652             | ---        | *3/8"  | 0.53 | 0.31 | 0.43 | 1/25      | .04              | 65652        | ---        |
| 64653             | ---        | 1/2"   | 0.58 | 0.38 | 0.56 | 50/600    | .08              | 65653        | ---        |
| 64654             | ---        | 3/4"   | 0.65 | 0.44 | 0.63 | 30/360    | .13              | 65654        | ---        |
| 64655             | ---        | 1"     | 0.75 | 0.50 | 0.82 | 20/240    | .22              | 65655        | ---        |
| 64656             | ---        | 1-1/4" | 0.82 | 0.56 | 0.94 | 40/120    | .33              | 65656        | ---        |
| 64657             | ---        | 1-1/2" | 0.85 | 0.62 | 1.13 | 30/90     | .41              | 65657        | ---        |
| 64658             | ---        | 2"     | 0.91 | 0.68 | 1.31 | 20/60     | .68              | 65658        | ---        |
| 64659             | ---        | 2-1/2" | 1.26 | 0.74 | 1.50 | 16/64     | .89              | 65659        | ---        |
| 64660             | ---        | 3"     | 1.16 | 0.80 | 1.69 | 16/32     | 1.68             | 65660        | ---        |
| 64661             | ---        | 4"     | 1.22 | 1.00 | 2.28 | 6/12      | 3.02             | 65661        | ---        |
| 64662             | ---        | 6"     | 1.85 | 1.13 | 5.97 | 5/10      | 11.41            | 65662        | ---        |
|                   |            | 8"     |      |      |      | 1/1       |                  | 65664        | ---        |

### CAPS



| PART # GALVANIZED | LIST PRICE | SIZE   | A    | BOX/ CASE | APPROX. WT. LBS. | PART # BLACK | LIST PRICE |
|-------------------|------------|--------|------|-----------|------------------|--------------|------------|
| 64470             | ---        | 1/8"   | 0.55 | 1/25      | .03              | 65470        | ---        |
| 64471             | ---        | 1/4"   | 0.62 | 80/960    | .07              | 65471        | ---        |
| 64472             | ---        | 3/8"   | 0.74 | 60/720    | .08              | 65472        | ---        |
| 64473             | ---        | 1/2"   | 0.87 | 75/300    | .13              | 65473        | ---        |
| 64474             | ---        | 3/4"   | 0.97 | 40/160    | .18              | 65474        | ---        |
| 64475             | ---        | 1"     | 1.16 | 25/100    | .30              | 65475        | ---        |
| 64476             | ---        | 1-1/4" | 1.28 | 20/80     | .47              | 65476        | ---        |
| 64477             | ---        | 1-1/2" | 1.33 | 18/54     | .66              | 65477        | ---        |
| 64478             | ---        | 2"     | 1.45 | 12/36     | .99              | 65478        | ---        |
| 64479             | ---        | 2-1/2" | 1.70 | 20/40     | 1.58             | 65479        | ---        |
| 64480             | ---        | 3"     | 1.80 | 12/24     | 2.51             | 65480        | ---        |
| 64481             | ---        | 4"     | 2.08 | 6/12      | 4.09             | 65481        | ---        |
| 64482             | ---        | 6"     | 2.55 | 2/4       | 5.18             | 65482        | ---        |


\* Use steel fittings for smaller sizes. See Steel Fittings for Galvanized and Black Steel Fittings.

**WARNING:** This product can expose you to chemicals, including Nickel, which are known to the State of California to cause cancer. For more information, visit [www.P65Warnings.ca.gov](http://www.P65Warnings.ca.gov)

# BLACK AND GALVANIZED IRON #150

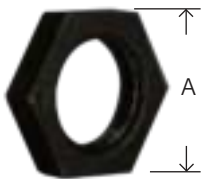
## FITTINGS AND NIPPLES

### LATERAL YS



| PART # | SIZE  | A    | B    | CASE | WEIGHT | LIST PRICE | PART # |
|--------|-------|------|------|------|--------|------------|--------|
| 64963  | 1/2   | 2.32 | 1.71 | 120  | .35    | ---        | 65963  |
| 64964  | 3/4   | 2.77 | 2.05 | 60   | .58    | ---        | 65964  |
|        | 1     | 3.28 | 2.42 | 40   | .97    | ---        | 65965  |
|        | 1-1/4 | 3.94 | 2.92 | 24   | 1.44   | ---        | 65966  |
|        | 1-1/2 | 4.38 | 3.28 | 16   | 1.93   | ---        | 65967  |
| 64968  | 2     | 5.41 | 3.98 | 8    | 3.12   | ---        | 65968  |
|        | 3     | 7.26 | 5.55 | 2    | 8.36   | ---        | 65970  |
|        | 4     | 8.98 | 6.97 | 2    | 14.88  | ---        | 65971  |

### LOCKNUTS \*STRAIGHT THREAD



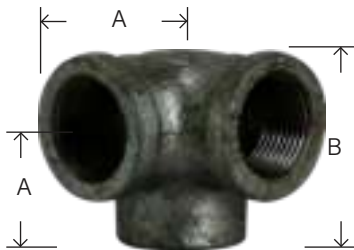
| PART # GALV | LIST PRICE | SIZE  | A HEX | THICKNESS | BOX/ CASE | WEIGHT | PART # BLACK | LIST PRICE |
|-------------|------------|-------|-------|-----------|-----------|--------|--------------|------------|
| 64703       | ---        | 1/2   |       | 0.31      | 150/600   | 0.08   |              | ---        |
| 64704       | ---        | 3/4   |       | 0.34      | 90/360    | 0.13   | 65704        | ---        |
| 64705       | ---        | 1     |       | 0.38      | 60/240    | 0.19   |              | ---        |
| 64706       | ---        | 1-1/4 |       | 0.42      | 45/180    | 0.27   | 65706        | ---        |
| 64707       | ---        | 1-1/2 |       | 0.47      | 45/135    | 0.47   |              | ---        |
| 64708       | ---        | 2     |       | 0.53      | 25/75     | 0.56   |              | ---        |

### RIGHT & LEFT COUPLINGS



| PART # GALV | LIST PRICE | SIZE  | A    | CASE | WEIGHT | PART # BLACK | LIST PRICE |
|-------------|------------|-------|------|------|--------|--------------|------------|
|             |            | 3/4   | 1.52 | 150  | 0.28   | 65574        | ---        |
|             |            | 1     | 1.67 | 100  | 0.45   | 65575        | ---        |
|             |            | 1-1/4 | 1.93 | 64   | 0.66   | 65576        | ---        |

### SIDE OUTLET ELBOW



| PART # GALV | LIST PRICE | SIZE | A    | B | CASE | PART # BLACK | LIST PRICE |
|-------------|------------|------|------|---|------|--------------|------------|
| 64583       | ---        | 1/2  | 1.10 |   | 135  | 65583        | ---        |
| 64584       | ---        | 3/4  | 1.30 |   | 80   | 65584        | ---        |
| 64585       | ---        | 1    | 1.50 |   | 40   |              |            |

**WARNING:** This product can expose you to chemicals, including Nickel, which are known to the State of California to cause cancer. For more information, visit [www.P65Warnings.ca.gov](http://www.P65Warnings.ca.gov)

# BLACK AND GALVANIZED IRON #150

## FITTINGS AND NIPPLES

### FLOOR FLANGES



| PART # GALVANIZED | LIST PRICE | SIZE   | A    | THICK-NESS | HOLE SIZE | BOX/ CASE | APPROX. WT. LBS. | PART # BLACK | LIST PRICE |
|-------------------|------------|--------|------|------------|-----------|-----------|------------------|--------------|------------|
|                   |            | 3/8"   |      |            |           |           |                  | 65690        |            |
| 64692             | ---        | 1/2"   | 3.50 | 0.50       | 0.25      | 25/100    | .63              | 65692        | ---        |
| 64693             | ---        | 3/4"   | 3.50 | 0.63       | 0.25      | 15/45     | .73              | 65693        | ---        |
| 64694             | ---        | 1"     | 4.00 | 0.69       | 0.25      | 15/45     | 1.02             | 65694        | ---        |
| 64695             | ---        | 1-1/4" | 4.00 | 0.75       | 0.25      | 15/30     | 1.00             | 65695        | ---        |
| 64696             | ---        | 1-1/2" | 4.50 | 0.87       | 0.31      | 8/24      | 1.37             | 65696        | ---        |
| 64697             |            | 2"     |      |            |           |           |                  | 65697        |            |

### MUSHROOM VENT CAP



| PART # | SIZE   | LIST PRICE |
|--------|--------|------------|
| 21174  | 3/4"   | ---        |
| 21175  | 1"     | ---        |
| 21176  | 1-1/2" | ---        |
| 21177  | 1-1/2" | ---        |
| 21178  | 2"     | ---        |
| 21179  | 3"     | ---        |
| 21180  | 4"     | ---        |

Cast Iron Galvanized Threaded Cap. 30 Mesh screen. Protects against driving rain, snow, sleet and insects.

### DOUBLE TAPPED BUSHINGS



| PART #  | SIZE          |  |
|---------|---------------|--|
| 65518DT | 1-1/4" x 1"   |  |
| 65522DT | 1-1/2" x 3/4" |  |
| 65523DT | 1-1/2" x 1"   |  |
| 65527DT | 2" x 1/2"     |  |
| 65528DT | 2" x 3/4"     |  |
| 65529DT | 2" x 1"       |  |
| 65530DT | 2" x 1 1/4"   |  |
| 65531DT | 2" x 1-1/2"   |  |
| 65541DT | 4" x 2"       |  |
| 65543DT | 4" x 3"       |  |

**WARNING:** This product can expose you to chemicals, including Nickel, which are known to the State of California to cause cancer. For more information, visit [www.P65Warnings.ca.gov](http://www.P65Warnings.ca.gov)

# STEEL FITTINGS


FITTINGS AND NIPPLES

## STEEL FITTINGS

This will certify that the material was manufactured in accordance with ASME B16.14 - 1991 Standards. All Threads are Dryseal (NPTF) - 3/4 inch taper per foot and are made of Carbon Steel 12L14. Pressure rating: 150/300 PSI


- Clear Zinc plating specifications ASTM B633-07
- Federal Specification QQ-Z-325 (Zinc Plate)
- Type III with supplemental clear Trivalent chromate
- .00015" Zinc (Minimum)
- ROHS Compliant
- Lead Free

### HEX BUSHINGS



| PART # ZINC | LIST PRICE | SIZE M X F  | A    | HEX  | APPROX. WT. LBS. | PART # BLACK | LIST PRICE |
|-------------|------------|-------------|------|------|------------------|--------------|------------|
| 66500       | ---        | 1/4" x 1/8" | 0.63 | 0.62 | 0.02             | 67500        | ---        |
| 66501       | ---        | 3/8" x 1/8" | 0.66 | 0.68 | 0.04             | 67501        | ---        |
| 66502       | ---        | 3/8" x 1/4" | 0.66 | 0.68 | 0.02             | 67502        | ---        |
| 66503       | ---        | 1/2" x 1/8" | 0.80 | 0.87 | 0.10             | 67503        | ---        |
| 66504       | ---        | 1/2" x 1/4" | 0.80 | 0.87 | 0.08             | 67504        | ---        |
| 66505       | ---        | 1/2" x 3/8" | 0.80 | 0.87 | 0.06             | 67505        | ---        |
| 66506       | ---        | 3/4" x 1/8" | 0.94 | 1.06 | 0.18             | 67506        | ---        |
| 66507       | ---        | 3/4" x 1/4" | 0.94 | 1.06 | 0.14             | 67507        | ---        |
| 66508       | ---        | 3/4" x 3/8" | 0.94 | 1.06 | 0.14             | 67508        | ---        |
| 66509       | ---        | 3/4" x 1/2" | 0.94 | 1.06 | 0.10             | 67509        | ---        |
| 66510       | ---        | 1" x 1/4"   | 1.00 | 1.31 | 0.16             | 67510        | ---        |
| 66511       | ---        | 1" x 3/8"   | 1.00 | 1.31 | 0.26             | 67511        | ---        |
| 66512       | ---        | 1" x 1/2"   | 1.00 | 1.31 | 0.22             | 67512        | ---        |
| 66513       | ---        | 1" x 3/4"   | 1.00 | 1.31 | 0.14             | 67513        | ---        |

### FACE BUSHING



| PART # ZINC | LIST PRICE | SIZE M X F  | A    | APPROX. WT. LBS. | PART # BLACK | LIST PRICE |
|-------------|------------|-------------|------|------------------|--------------|------------|
|             | ---        | 1/4" x 1/8" | 0.44 | 0.01             | 67700        | ---        |
|             | ---        | 1/2" x 1/4" | 0.56 | 0.04             | 67704        | ---        |
|             | ---        | 1/2" x 3/8" | 0.56 | 0.04             | 67705        | ---        |
|             | ---        | 3/4" x 1/2" | 0.62 | 0.10             | 67709        | ---        |
| 66713       | ---        | 1" x 3/4"   | 0.75 | 0.16             | 67713        | ---        |

### CAPS



| PART # ZINC | LIST PRICE | SIZE NPTF | A    | HEX  | APPROX. WT. LBS. | PART # BLACK | LIST PRICE |
|-------------|------------|-----------|------|------|------------------|--------------|------------|
| 66470       | ---        | 1/8"      | 0.53 | 0.56 | 0.02             | 67470        | ---        |
| 66471       | ---        | 1/4"      | 0.63 | 0.62 | 0.04             | 67471        | ---        |
| 66472       | ---        | 3/8"      | 0.69 | 0.81 | 0.06             | 67472        | ---        |
| 66473       | ---        | 1/2"      | 0.87 | 1.00 | 0.12             | 67473        | ---        |
| 66474       | ---        | 3/4"      | 0.97 | 1.18 | 0.16             | 67474        | ---        |
|             | ---        | 1"        | 1.16 | 1.50 | 0.30             | 67475        | ---        |
|             | ---        | 1-1/4"    | 1.28 | 2.00 | 0.68             | 67476        | ---        |
|             | ---        | 1-1/2"    | 1.35 | 2.25 | 0.83             | 67477        | ---        |


WARNING: This product can expose you to chemicals, including Nickel, which are known to the State of California to cause cancer. For more information, visit [www.P65Warnings.ca.gov](http://www.P65Warnings.ca.gov)

# STEEL FITTINGS

## FITTINGS AND NIPPLES

This will certify that the plugs are dimensional per SAE J531 MAY 95 Standards. All threads are Dryseal (NPTF) - 3/4" Taper per foot and are made of SAE J403 Low Carbon Steel 1010 Cold headed.

### SQUARE HEAD PLUGS



| PART #<br>ZINC | LIST<br>PRICE | SIZE<br>NPTF | A    | B    | C    | APPROX.<br>WT. LBS. | PART #<br>BLACK | LIST<br>PRICE |
|----------------|---------------|--------------|------|------|------|---------------------|-----------------|---------------|
| 66670          | ---           | 1/8"         | 0.33 | 0.24 | 0.28 | 0.01                | 67670           | ---           |
| 66671          | ---           | 1/4"         | 0.45 | 0.28 | 0.37 | 0.02                | 67671           | ---           |
| 66672          | ---           | 3/8"         | 0.50 | 0.31 | 0.43 | 0.04                | 67672           | ---           |
| 66653          | ---           | 1/2"         | 0.59 | 0.38 | 0.55 | 0.12                | 67653           | ---           |
| 66654          | ---           | 3/4"         | 0.63 | 0.44 | 0.62 | 0.18                | 67654           | ---           |
| 66655          | ---           | 1"           | 0.75 | 0.5  | 0.81 | 0.34                | 67655           | ---           |
| 66656          | ---           | 1-1/4"       | 0.80 | 0.56 | 0.93 | 0.62                | 67656           | ---           |
| 66657          | ---           | 1-1/2"       | 0.83 | 0.62 | 1.12 | 0.82                | 67657           | ---           |
| 66658          | ---           | 2"           | 0.88 | 0.68 | 1.31 | 1.36                | 67658           | ---           |

### HEX HEAD PLUGS



| PART #<br>ZINC | LIST<br>PRICE | SIZE<br>NPTF | A    | HEX  | APPROX.<br>WT. LBS. | PART #<br>BLACK | LIST<br>PRICE |
|----------------|---------------|--------------|------|------|---------------------|-----------------|---------------|
| 66770          | ---           | 1/8"         | 0.55 | 0.43 | 0.01                | 67770           | ---           |
| 66771          | ---           | 1/4"         | 0.74 | 0.56 | 0.04                | 67771           | ---           |
| 66772          | ---           | 3/8"         | 0.67 | 0.68 | 0.06                | 67772           | ---           |
| 66773          | ---           | 1/2"         | 0.80 | 0.70 | 0.12                | 67773           | ---           |
| 66774          | ---           | 3/4"         | 0.94 | 1.06 | 0.18                | 67774           | ---           |
| 66775          | ---           | 1"           | 1.00 | 1.31 | 0.22                | 67775           | ---           |
| 66776          | ---           | 1-1/4"       | 1.17 | 1.75 | 0.7                 | 67776           | ---           |
| 66777          | ---           | 1-1/2"       | 1.51 | 2.00 | 1.2                 | 67777           | ---           |
| 66778          | ---           | 2"           | 1.65 | 2.50 | 2.06                | 67778           | ---           |

### COUNTERSUNK PLUG - SQUARE SOCKET



| PART #<br>ZINC | LIST<br>PRICE | SIZE<br>NPTF | A    | SOCKET<br>SIZE | APPROX.<br>WT. LBS. | PART #<br>BLACK | LIST<br>PRICE |
|----------------|---------------|--------------|------|----------------|---------------------|-----------------|---------------|
| 66630          | ---           | 1/8"         | 0.29 | 0.19           | 0.01                | 67630           | ---           |
| 66631          | ---           | 1/4"         | 0.45 | 0.25           | 0.02                | 67631           | ---           |
| 66632          | ---           | 3/8"         | 0.45 | 0.31           | 0.04                | 67632           | ---           |
| 66633          | ---           | 1/2"         | 0.59 | 0.38           | 0.08                | 67633           | ---           |
| 66634          | ---           | 3/4"         | 0.60 | 0.50           | 0.12                | 67634           | ---           |
| 66635          | ---           | 1"           | 0.75 | 0.50           | 0.16                | 67635           | ---           |
| 66636          | ---           | 1-1/4"       | 0.80 | 0.75           | 0.32                | 67636           | ---           |
| 66637          | ---           | 1-1/2"       | 0.83 | 0.75           | 0.45                | 67637           | ---           |
| 66638          | ---           | 2"           | 0.88 | 0.875          | 2.06                | 67638           | ---           |

### COUNTERSUNK PLUG - HEX SOCKET



| PART #<br>ZINC | LIST<br>PRICE | SIZE<br>NPTF | A    | SOCKET<br>SIZE | APPROX.<br>WT. LBS. | PART #<br>BLACK | LIST<br>PRICE |
|----------------|---------------|--------------|------|----------------|---------------------|-----------------|---------------|
| 66760          | ---           | 1/16"        | 0.29 | 0.15           | 0.01                | 67760           | ---           |
| 66761          | ---           | 1/8"         | 0.29 | 0.18           | 0.01                | 67761           | ---           |
| 66762          | ---           | 1/4"         | 0.44 | 0.25           | 0.02                | 67762           | ---           |
| 66763          | ---           | 3/8"         | 0.44 | 0.31           | 0.04                | 67763           | ---           |
| 66764          | ---           | 1/2"         | 0.59 | 0.37           | 0.08                | 67764           | ---           |
| 66765          | ---           | 3/4"         | 0.60 | 0.56           | 0.14                | 67765           | ---           |
| 66766          | ---           | 1"           | 0.75 | 0.625          | 0.22                | 67766           | ---           |
| 66767          | ---           | 1-1/4"       | 0.80 | 0.75           | 0.37                | 67767           | ---           |
| 66768          | ---           | 1-1/2"       | 0.83 | 1.0            | 0.45                | 67768           | ---           |
| 66769          | ---           | 2"           | 0.88 | 1.0            | 0.86                | 67769           | ---           |

• SLOTTED AND FLUSH PLUGS AVAILABLE UPON REQUEST

WARNING: This product can expose you to chemicals, including Nickel, which are known to the State of California to cause cancer. For more information, visit [www.P65Warnings.ca.gov](http://www.P65Warnings.ca.gov)



# BLACK EXTRA HEAVY 300# IRON

FITTINGS AND NIPPLES

## 300# MALLEABLE

### 90° ELBOW



| PART # | SIZE   | LIST PRICE |
|--------|--------|------------|
| 69101  | 1/4"   | ---        |
| 69102  | 3/8"   | ---        |
| 69103  | 1/2"   | ---        |
| 69104  | 3/4"   | ---        |
| 69105  | 1"     | ---        |
| 69106  | 1-1/4" | ---        |
| 69107  | 1-1/2" | ---        |
| 69108  | 2"     | ---        |

### 45° ELBOW



| PART # | SIZE   | LIST PRICE |
|--------|--------|------------|
| 69181  | 1/4"   | ---        |
| 69182  | 3/8"   | ---        |
| 69183  | 1/2"   | ---        |
| 69184  | 3/4"   | ---        |
| 69185  | 1"     | ---        |
| 69186  | 1-1/4" | ---        |
| 69187  | 1-1/2" | ---        |
| 69188  | 2"     | ---        |

### 90° STREET ELBOW



| PART # | SIZE   | LIST PRICE |
|--------|--------|------------|
| 69161  | 1/4"   | ---        |
| 69162  | 3/8"   | ---        |
| 69163  | 1/2"   | ---        |
| 69164  | 3/4"   | ---        |
| 69165  | 1"     | ---        |
| 69166  | 1-1/4" | ---        |
| 69167  | 1-1/2" | ---        |
| 69168  | 2"     | ---        |

### TEE



| PART # | SIZE   | LIST PRICE |
|--------|--------|------------|
| 69252  | 3/8"   | ---        |
| 69253  | 1/2"   | ---        |
| 69254  | 3/4"   | ---        |
| 69255  | 1"     | ---        |
| 69256  | 1-1/4" | ---        |
| 69257  | 1-1/2" | ---        |
| 69258  | 2"     | ---        |

### COUPLING



| PART # | SIZE   | LIST PRICE |
|--------|--------|------------|
| 69411  | 1/4"   | ---        |
| 69412  | 3/8"   | ---        |
| 69413  | 1/2"   | ---        |
| 69414  | 3/4"   | ---        |
| 69415  | 1"     | ---        |
| 69416  | 1-1/4" | ---        |
| 69417  | 1-1/2" | ---        |
| 69418  | 2"     | ---        |

**WARNING:** This product can expose you to chemicals, including Nickel, which are known to the State of California to cause cancer. For more information, visit [www.P65Warnings.ca.gov](http://www.P65Warnings.ca.gov)

# BLACK EXTRA 300# IRON

## FITTINGS AND NIPPLES

### REDUCING COUPLING



| PART # | SIZE       | LIST PRICE |
|--------|------------|------------|
| 69432  | 3/8 x 1/4" | ---        |
| 69434  | 1/2 x 1/4" | ---        |
| 69435  | 1/2 x 3/8" | ---        |
| 69438  | 3/4 x 1/2" | ---        |
| 69441  | 1 x 1/2"   | ---        |
| 69442  | 1 x 3/4"   | ---        |

### CAP



| PART # | SIZE   | LIST PRICE |
|--------|--------|------------|
| 69471  | 1/4"   | ---        |
| 69472  | 3/8"   | ---        |
| 69473  | 1/2"   | ---        |
| 69474  | 3/4"   | ---        |
| 69475  | 1"     | ---        |
| 69476  | 1-1/4" | ---        |
| 69477  | 1-1/2" | ---        |
| 69478  | 2"     | ---        |

### UNION

• BRASS SEAT



| PART # | SIZE   | LIST PRICE |
|--------|--------|------------|
| 69600  | 1/8"   | ---        |
| 69601  | 1/4"   | ---        |
| 69602  | 3/8"   | ---        |
| 69603  | 1/2"   | ---        |
| 69604  | 3/4"   | ---        |
| 69605  | 1"     | ---        |
| 69606  | 1-1/4" | ---        |
| 69607  | 1-1/2" | ---        |
| 69608  | 2"     | ---        |

## STEEL MAGNETIC PLUGS

### STEEL MAGNETIC DRAIN PLUGS - NPT THREADED

**Magnetic Drain Plugs** are similar to standard pipe or straight thread drain plugs with one important difference - a permanent magnet is fastened to the plug body. This magnet attracts and holds abrasive, ferrous metal particles preventing their circulation through the lubrication or hydraulic system.

These abrasive, ferrous metal particles appear in lubricating or hydraulic systems as a result of the following conditions:

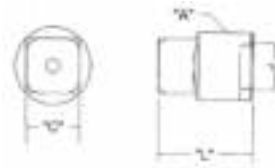
- The constant flaking effect of normal wear of moving parts.
- Particles not removed by flushing operations after boring or machining.
- Chipping due to sub-surface casting flaws.
- Minute component breakdown caused by stress usage.

**Magnetic Drain Plugs** prevent excessive wear to the system's components.

**Magnetic Plugs** are used by numerous manufacturers of gear boxes, transmissions, engines, and hydraulic systems for the automotive, aircraft, agricultural and machinery industries.

Typical applications include:

- Outboard Engines
- Earthmoving Equipment
- Combines
- Balers
- Crawler Tractors
- Lift Trucks
- Mining Equipment
- Military Vehicles
- Turbine Engines
- Truck Axles
- Heavy-Duty Transmissions



| PART  | SIZE "A" | HEAD WIDTH "C" | RECESS DIA. "H" | O/L LENGTH "L" | LIST PRICE |
|-------|----------|----------------|-----------------|----------------|------------|
| 28996 | 3/8 - 18 | .428 - .440    | .435 - .445     | .805 - .860    | ---        |
| 28997 | 1/2 - 14 | .553 - .565    | .560 - .570     | .970 - 1.04    | ---        |
| 28998 | 3/4 - 14 | .615 - .627    | .725 - .735     | 1.120 - 1.170  | ---        |
| 28999 | 1-11 1/2 | .803 - .815    | .895 - .905     | 1.25 - 1.33    | ---        |

WARNING: This product can expose you to chemicals, including Nickel, which are known to the State of California to cause cancer. For more information, visit [www.P65Warnings.ca.gov](http://www.P65Warnings.ca.gov)

# BULL PLUGS AND SWAGS

FITTINGS AND NIPPLES

## BULL PLUGS AND SWAGES

### STANDARD BULL PLUG

- SCH 40 150#
- ZINC PLATED



| PART # | DESCRIPTION    | LIST PRICE |
|--------|----------------|------------|
| 91008  | 2"             | ---        |
|        | 2" w/ 1/2" TAP | ---        |
|        | 2-1/2"         | ---        |
|        | 3"             | ---        |
| 91011  | 4"             | ---        |

### XH BULL PLUG

- MADE FROM SCH. 80 PIPE.
- ZINC PLATED
- HOLLOW



| PART # | DESCRIPTION      | LIST PRICE |
|--------|------------------|------------|
|        | 1/4"             | ---        |
| 90005  | 1"               | ---        |
|        | 1-1/4"           | ---        |
|        | 1-1/2"           | ---        |
| 90008  | 2"               | ---        |
| 90212  | 2" w/ 1/2" TAP   | ---        |
| 93212* | 2"XXH w/1/2" TAP | ---        |
|        | 2-1/2"           | ---        |
| 90010  | 3"               | ---        |
| 90215  | 3" w/ 1/2" TAP   | ---        |
| 90011  | 4"               | ---        |

\* XXH

### STANDARD SCH. 40 SWAGE MIP X MIP

- ZINC PLATED



| PART # | DESCRIPTION | LIST PRICE |
|--------|-------------|------------|
| 93113  | 1-1/4" x 1" | ---        |
| 93121  | 2" x 1"     | ---        |
| 93123  | 2" x 1-1/2" | ---        |
|        | 2-1/2" x 2" | ---        |
| 93124  | 3" x 1"     | ---        |
| 93127  | 3" x 1-1/2" | ---        |
| 93128  | 3" x 2"     | ---        |
|        | 3" x 2-1/2" | ---        |
| 93130  | 4" x 2"     | ---        |
| 93131  | 4" x 3"     | ---        |
| 93139  | 6" x 3"     | ---        |

**WARNING:** This product can expose you to chemicals, including Nickel, which are known to the State of California to cause cancer. For more information, visit [www.P65Warnings.ca.gov](http://www.P65Warnings.ca.gov)

# SWAGES

FITTINGS AND NIPPLES

## SCH 80 XH SWAGES MIP X MIP



\* HEX STYLE



## XXH SWAGE



| PART # | DESCRIPTION     | LIST PRICE |
|--------|-----------------|------------|
|        | 1/4" x 1/8"     | ---        |
| 90102  | 1/2" x 1/4"     | ---        |
| 90103* | 1/2" x 3/8"     | ---        |
| 90104* | 3/8" x 1/4"     | ---        |
| 90105* | 3/4" x 1/4"     | ---        |
| 90106* | 3/4" x 3/8"     | ---        |
| 90107* | 3/4" x 1/2"     | ---        |
|        | 1" x 1/4"       | ---        |
|        | 1" x 3/8"       | ---        |
| 90110* | 1" x 1/2"       | ---        |
| 90111* | 1" x 3/4"       | ---        |
| 90140  | 1-1/4" x 3/4"   | ---        |
| 90141  | 1-1/4" x 1"     | ---        |
| 90114  | 1-1/2" x 1/2"   | ---        |
| 90115  | 1-1/2" x 3/4"   | ---        |
| 90116  | 1-1/2" x 1"     | ---        |
| 90117  | 1-1/2" x 1-1/4" | ---        |
|        | 2" x 1/4"       | ---        |
| 90119  | 2" x 1/2"       | ---        |
| 90120  | 2" x 3/4"       | ---        |
| 90121  | 2" x 1"         | ---        |
| 90122  | 2" x 1-1/4"     | ---        |
| 90123  | 2" x 1-1/2"     | ---        |
| 90124  | 2-1/2" x 2"     | ---        |
|        | 3" x 1"         | ---        |
| 90128  | 3" x 2"         | ---        |
|        | 3" x 2-1/2"     | ---        |
|        | 4" x 1"         | ---        |
| 90130  | 4" x 2"         | ---        |
| 90131  | 4" x 3"         | ---        |
| 90132  | 6" x 4"         | ---        |
|        | 6" x 2"         | ---        |
| 90150  | 6" x 3"         | ---        |

| PART # | DESCRIPTION   | LIST PRICE |
|--------|---------------|------------|
|        | 1/2" x 1/4"   | ---        |
| 92107  | 3/4" x 1/2"   | ---        |
|        | 1" x 1/4"     | ---        |
|        | 1" x 3/8"     | ---        |
|        | 1" x 3/4"     | ---        |
|        | 1-1/2" x 1/2" | ---        |
|        | 1-1/2" x 3/4" | ---        |
| 92116  | 1-1/2" x 1"   | ---        |
|        | 2" x 1/2"     | ---        |
|        | 2" x 3/4"     | ---        |
| 92121  | 2" x 1"       | ---        |
|        | 2" x 1-1/4"   | ---        |
|        | 2" x 1-1/2"   | ---        |
| 92128  | 3" x 2"       | ---        |

**WARNING:** This product can expose you to chemicals, including Nickel, which are known to the State of California to cause cancer.  
 For more information, visit [www.P65Warnings.ca.gov](http://www.P65Warnings.ca.gov)

# PLASTIC FITTINGS



## PIPE FITTINGS



- Nylon
- Polyethylene
- Polypropylene

## HOSE BARB FITTINGS



- Nylon
- Polyethylene
- Polypropylene

## NYLON & POLYPROPYLENE COMPRESSION FITTINGS



## GARDEN HOSE FITTINGS



- Nylon

## POLYPROPYLENE PUSH-IN TUBE FITTINGS AND VALVES



**PLASTIC PIPE**  
PLASTIC FITTINGS

**PIPE-NYLON POLY**

AVAILABLE IN THREE TYPES OF PLASTIC

**(W) White Nylon**

Made from virgin grade formulated to resist physical stress and abrasion. This material meets F.D.A. requirements of Code of Federal Regulation part 177.1500 and is therefore suitable for food contact surfaces.

**Temperature Range:** -40°F to 200° F

**Working Pressure:** 125 PSI maxi-

mum.

**(B) Black Polyethylene**

Made from a high molecular weight linear polyethylene formulated for chemical compatibility and high impact resistance at lower temperatures. Polyethylene is NSF approved for potable water.

**Temperature Range:** -65°F to 190°F

**Working Pressure:** 125 PSI maximum.

**(P) Polypropylene**

Made from the finest polypropylene resins. Polypropylene is used for its resistance to a wide range of chemicals. Working pressures decrease as temperatures increase.

- NSF-approved materials
- FDA-approved materials

Note: Do not use with compressed air or gas.

- 10% Fiberglass fill for extra strength

**ELBOW**



**P**

**POLYPROPYLENE ELBOWS**

| PART # | SIZE | LIST PRICE |
|--------|------|------------|
| 28704P | 3/4" | ---        |



**W**

**NYLON ELBOWS**

| PART # | SIZE   | LIST PRICE |
|--------|--------|------------|
| 28703W | 1/2"   | ---        |
| 28704W | 3/4"   | ---        |
| 28705W | 1"     | ---        |
| 28706W | 1-1/4" | ---        |
| 28707W | 1-1/2" | ---        |

**TEE**



**P**

**POLYPROPYLENE TEES**

| PART # | SIZE | LIST PRICE |
|--------|------|------------|
| 28742P | 3/8" | ---        |
| 28743P | 1/2" | ---        |
| 28744P | 3/4" | ---        |



**W**

**NYLON TEES**

| PART # | SIZE   | LIST PRICE |
|--------|--------|------------|
| 28741W | 1/4"   | ---        |
| 28743W | 1/2"   | ---        |
| 28744W | 3/4"   | ---        |
| 28745W | 1"     | ---        |
| 28746W | 1-1/4" | ---        |
| 28747W | 1-1/2" | ---        |

**STREET ELBOW**



**P**

**POLYPROPYLENE STREET ELBOW**

| PART # | SIZE | LIST PRICE |
|--------|------|------------|
| 28819P | 1/8" | ---        |
| 28723P | 1/2" | ---        |



**W**

**NYLON STREET ELBOW**

| PART # | SIZE   | LIST PRICE |
|--------|--------|------------|
| 28819W | 1/8"   | ---        |
| 28720W | 1/4"   | ---        |
| 28721W | 3/8"   | ---        |
| 28723W | 1/2"   | ---        |
| 28724W | 3/4"   | ---        |
| 28725W | 1"     | ---        |
| 28726W | 1-1/4" | ---        |
| 28727W | 1-1/2" | ---        |

**HEX HEAD PLUGS**



- Cored

**B**

**POLYETHYLENE PLUGS**

| PART # | SIZE | LIST PRICE |
|--------|------|------------|
| 28601B | 1/8" | ---        |
| 28602B | 1/4" | ---        |
| 28603B | 3/8" | ---        |
| 28604B | 1/2" | ---        |
| 28605B | 3/4" | ---        |



**W**

**NYLON PLUGS**

| PART # | SIZE   | LIST PRICE |
|--------|--------|------------|
| 28601W | 1/8"   | ---        |
| 28602W | 1/4"   | ---        |
| 28603W | 3/8"   | ---        |
| 28604W | 1/2"   | ---        |
| 28605W | 3/4"   | ---        |
| 28606W | 1"     | ---        |
| 28607W | 1-1/4" | ---        |
| 28608W | 1-1/2" | ---        |
| 28609W | 2 "    | ---        |

# PLASTIC PIPE

## PLASTIC FITTINGS

### HEX BUSHING

**P**



#### POLYPROPYLENE BUSHINGS

| PART # | SIZE         | LIST PRICE |
|--------|--------------|------------|
| 28659P | 1/4 x 1/8"   | ---        |
| 28660P | 3/8 x 1/8"   | ---        |
| 28661P | 3/8 x 1/4"   | ---        |
| 28663P | 1/2 x 1/4"   | ---        |
| 28664P | 1/2 x 3/8"   | ---        |
| 28666P | 3/4 x 1/4"   | ---        |
| 28668P | 3/4 x 1/2"   | ---        |
| 28671P | 1 x 1/2"     | ---        |
| 28672P | 1 x 3/4"     | ---        |
| 28675P | 1-1/4" x 1"  | ---        |
| 28678P | 1-1/2 x 3/4" | ---        |
| 28816P | 2 x 1-1/4"   | ---        |
| 28818P | 3 x 2"       | ----       |

**W**



#### NYLON BUSHINGS

| PART # | SIZE           | LIST PRICE |
|--------|----------------|------------|
| 28659W | 1/4 x 1/8"     | ---        |
| 28660W | 3/8 x 1/8"     | ---        |
| 28661W | 3/8 x 1/4"     | ---        |
| 28663W | 1/2 x 1/4"     | ---        |
| 28664W | 1/2 x 3/8"     | ---        |
| 28666W | 3/4 x 1/4"     | ---        |
| 28667W | 3/4 x 3/8"     | ---        |
| 28668W | 3/4 x 1/2"     | ---        |
| 28671W | 1 x 1/2"       | ---        |
| 28672W | 1 x 3/4"       | ---        |
| 28674W | 1-1/4 x 3/4"   | ---        |
| 28675W | 1-1/4 x 1"     | ---        |
| 28678W | 1-1/2 x 3/4"   | ---        |
| 28679W | 1-1/2 x 1"     | ---        |
| 28680W | 1-1/2 x 1-1/4" | ---        |
| 28682W | 2 x 3/4"       | ---        |
| 28683W | 2 x 1"         | ---        |
| 28685W | 2 x 1-1/2"     | ---        |

### HEX NIPPLES

**B**



#### POLYETHYLENE HEX NIPPLES

| PART # | SIZE | LIST PRICE |
|--------|------|------------|
| 28611B | 1/8" | ---        |
| 28612B | 1/4" | ---        |
| 28613B | 3/8" | ---        |
| 28614B | 1/2" | ---        |

**P**



#### POLYPROPYLENE HEX NIPPLES

| PART # | SIZE | LIST PRICE |
|--------|------|------------|
| 28614P | 1/2" | ---        |
| 28615P | 3/4" | ---        |
| 28619P | 2"   | ---        |

**W**



#### NYLON HEX NIPPLES

| PART # | SIZE    | LIST PRICE |
|--------|---------|------------|
| 28611W | 1/8"    | ---        |
| 28612W | 1/4"    | ---        |
| 28613W | 3/8"    | ---        |
| 28614W | 1/2"    | ---        |
| 28615W | 3/4"    | ---        |
| 28616W | 1"      | ---        |
| 28617W | 1 1/4 " | ---        |
| 28618W | 1 1/2"  | ---        |
| 28619W | 2"      | ----       |

### REDUCER NIPPLES

**B**



#### POLYETHYLENE HEX NIPPLES

| PART # | SIZE       | LIST PRICE |
|--------|------------|------------|
| 28623B | 1/2 x 1/4" | ---        |
| 28625B | 3/4 x 1/2" | ---        |

**W**



#### NYLON REDUCING HEX NIPPLES

| PART # | SIZE       | LIST PRICE |
|--------|------------|------------|
| 28620W | 1/4 x 1/8" | ---        |
| 28622W | 3/8 x 1/4" | ---        |
| 28663W | 1-1/4 x 1" | ---        |

**P** = Polypropylene

**W** = White Nylon

**B** = Black Polyethylene

# PLASTIC PIPE/ HOSE BARB

## PLASTIC FITTINGS

### COUPLING



**W**

### NYLON COUPLINGS

| PART # | SIZE   | LIST PRICE |
|--------|--------|------------|
| 28762W | 3/8"   | ---        |
| 28763W | 1/2"   | ---        |
| 28764W | 3/4"   | ---        |
| 28765W | 1"     | ---        |
| 28767W | 1-1/2" | ---        |
| 28768W | 2"     | ---        |

### PIPE CAP



**W**

### NYLON CAPS

| PART # | SIZE | LIST PRICE |
|--------|------|------------|
| 28640W | 1/4" | ---        |
| 28641W | 3/8" | ---        |
| 28642W | 1/2" | ---        |
| 28643W | 3/4" | ---        |

### PLASTIC BULKHEAD



**P**

20% Glass Filled Polypropylene  
w/ Santoprene Gasket

| PART # | FPT    | HOLE   | LIST PRICE |
|--------|--------|--------|------------|
| 28693P | 1/2"   | 1-3/8" | ---        |
| 28694P | 3/4"   | 1-3/8" | ---        |
| 28695P | 1"     | 1-3/4" | ---        |
| 28696P | 1-1/4" | 2"     | ---        |
| 28697P | 1-1/2" | 3"     | ---        |
| 28698P | 2"     | 3"     | ---        |
| 28699P | 3"     | 4-1/2" | ---        |

**P** = Polypropylene

**W** = White Nylon

**B** = Black Polyethylene

### MALE ADAPTERS



**B**

### POLYETHYLENE BARB X MALE

| PART # | SIZE       | LIST PRICE |
|--------|------------|------------|
| 33004B | 1/4 x 1/8" | ---        |
| 33005B | 1/4 x 1/4" | ---        |
| 33007B | 1/4 x 1/2" | ---        |
| 33012B | 3/8 x 1/4" | ---        |
| 33013B | 3/8 x 3/8" | ---        |
| 33014B | 3/8 x 1/2" | ---        |
| 33026B | 3/8 x 3/4" | ---        |
| 33015B | 1/2 x 1/4" | ---        |
| 33016B | 1/2 x 3/8" | ---        |
| 33017B | 1/2 x 1/2" | ---        |
| 33018B | 1/2 x 3/4" | ---        |
| 33020B | 5/8 x 1/2" | ---        |
| 33021B | 5/8 x 3/4" | ---        |
| 33022B | 3/4 x 1/2" | ---        |
| 33023B | 3/4 x 3/4" | ---        |
| 33024B | 1 x 3/4"   | ---        |
| 33025B | 1 x 1"     | ----       |



**P**

### POLYPROPYLENE HOSE BARB HOSE ID X MIP

| PART # | SIZE       | LIST PRICE |
|--------|------------|------------|
| 33012P | 3/8 x 1/4" | ---        |
| 33013P | 3/8 x 3/8" | ---        |
| 33014P | 3/8 x 1/2" | ---        |
| 33015P | 1/2 x 1/4" | ---        |
| 33016P | 1/2 x 3/8" | ---        |
| 33017P | 1/2 x 1/2" | ---        |
| 33018P | 1/2 x 3/4" | ---        |
| 33020P | 5/8 x 1/2" | ---        |
| 33022P | 3/4 x 1/2" | ---        |
| 33023P | 3/4 x 3/4" | ---        |
| 33000P | 3/4 x 1"   | ---        |
| 33024P | 1 x 3/4"   | ---        |
| 33025P | 1 x 1"     | ---        |



# PLASTIC BARBS

## PLASTIC FITTINGS

**W**



**NYLON BARB MALE ADAPTERS**  
HOSE ID X MIP

| PART # | SIZE            | LIST PRICE |
|--------|-----------------|------------|
| 33002W | 3/16 x 1/8"     | ---        |
| 33003W | 3/16 x 1/4"     | ---        |
| 33004W | 1/4 x 1/8"      | ---        |
| 33005W | 1/4 x 1/4"      | ---        |
| 33006W | 1/4 x 3/8"      | ---        |
| 33007W | 1/4 x 1/2"      | ---        |
| 33380W | 1/4 x 3/4"      | ---        |
| 33008W | 5/16 x 1/8"     | ---        |
| 33009W | 5/16 x 1/4"     | ---        |
| 33010W | 5/16 x 3/8"     | ---        |
| 33011W | 3/8 X 1/8"      | ---        |
| 33012W | 3/8 x 1/4"      | ---        |
| 33013W | 3/8 x 3/8"      | ---        |
| 33014W | 3/8 x 1/2"      | ---        |
| 33026W | 3/8 x 3/4"      | ---        |
| 33015W | 1/2 x 1/4"      | ---        |
| 33016W | 1/2 x 3/8"      | ---        |
| 33017W | 1/2 x 1/2"      | ---        |
| 33018W | 1/2 x 3/4"      | ---        |
| 33019W | 5/8 x 3/8"      | ---        |
| 33020W | 5/8 x 1/2"      | ---        |
| 33021W | 5/8 x 3/4"      | ---        |
| 33306W | 3/4" x 3/8"     | ---        |
| 33022W | 3/4 x 1/2"      | ---        |
| 33023W | 3/4 x 3/4"      | ---        |
| 33000W | 3/4 x 1"        | ---        |
| 33024W | 1 x 3/4"        | ---        |
| 33025W | 1 x 1"          | ---        |
| 33029W | 1 x 1-1/4"      | ---        |
| 33320W | 1" x 1-1/2"     | ---        |
| 33028W | 1-1/4 x 1"      | ---        |
| 33030W | 1-1/4 x 1-1/4"  | ---        |
| 33032W | 1-1/4 x 1-1/2"  | ---        |
| 33321W | 1-1/2" x 1-1/4" | ---        |
| 33033W | 1-1/2 x 1-1/2"  | ---        |
| 33322W | 2" x 1-1/2"     | ----       |
| 33035W | 2 x 2"          | ----       |

### ELBOWS

**B**



**POLYETHYLENE ELBOWS**  
HOSE ID X MALE PIPE

| PART # | SIZE       | LIST PRICE |
|--------|------------|------------|
| 33308B | 3/16 x 1/8 | ---        |
| 33038B | 1/4 x 1/8  | ---        |
| 33039B | 1/4 x 1/4  | ---        |
| 33046B | 3/8 x 1/8  | ---        |
| 33041B | 3/8 x 1/4  | ---        |
| 33042B | 3/8 x 3/8  | ---        |
| 33047B | 3/8 x 1/2  | ---        |
| 33043B | 1/2 x 3/8  | ---        |
| 33311B | 1/2 x 1/2  | ---        |
| 33385B | 1/2 x 3/4  | ---        |
| 33045B | 5/8 x 1/2  | ---        |
| 33312B | 5/8 x 3/4  | ---        |
| 33313B | 3/4 x 1/2  | ---        |
| 33314B | 3/4 x 3/4  | ---        |
| 33316B | 1 x 1      | ----       |

**P**



**POLYPROPYLENE BARB ELBOW**

| PART # | SIZE          | LIST PRICE |
|--------|---------------|------------|
| 33311P | 1/2 x 1/2     | ---        |
| 33385P | 1/2 x 3/4     | ---        |
| 33313P | 3/4 x 1/2     | ---        |
| 33314P | 3/4 x 3/4     | ---        |
| 33316P | 1 x 1         | ---        |
| 33461P | 1-1/4 x 1-1/4 | ---        |
| 33463P | 1-1/2 x 1-1/2 | ---        |

**W**



**NYLON BARB X MIP ELBOWS**

| PART # | SIZE          | LIST PRICE |
|--------|---------------|------------|
| 33038W | 1/4 x 1/8     | ---        |
| 33039W | 1/4 x 1/4     | ---        |
| 33351W | 1/4 x 1/2     | ---        |
| 33046W | 3/8 x 1/8     | ---        |
| 33041W | 3/8 x 1/4     | ---        |
| 33042W | 3/8 x 3/8     | ---        |
| 33047W | 3/8 x 1/2     | ---        |
| 33384W | 3/8 x 3/4     | ---        |
| 33048W | 1/2 x 1/4     | ---        |
| 33043W | 1/2 x 3/8     | ---        |
| 33311W | 1/2 x 1/2     | ---        |
| 33385W | 1/2 x 3/4     | ---        |
| 33044W | 5/8 x 3/8     | ---        |
| 33045W | 5/8 x 1/2     | ---        |
| 33312W | 5/8 x 3/4     | ---        |
| 33313W | 3/4 x 1/2     | ---        |
| 33314W | 3/4 x 3/4     | ---        |
| 33315W | 3/4 x 1       | ---        |
| 33386W | 1x3/4         | ---        |
| 33316W | 1 x 1         | ---        |
| 33460W | 1 x 1-1/4     | ---        |
| 33461W | 1-1/4 x 1-1/4 | ---        |
| 33462W | 1-1/2 x 1-1/4 | ---        |
| 33463W | 1-1/2 x 1-1/2 | ---        |
| 33464W | 2 x 2         | ---        |

- P** = Polypropylene
- W** = White Nylon
- B** = Black Polyethylene

# PLASTIC BARBS

## PLASTIC FITTINGS

### HOSE BARB X FE ADAPTERS



**B**  
POLYETHYLENE ADAPTER  
HOSE ID X FIP

| PART # | SIZE       | LIST PRICE |
|--------|------------|------------|
| 33053B | 1/4 x 1/4" | ---        |



**W**  
NYLON ADAPTER  
BARB X FIP

| PART # | SIZE       | LIST PRICE |
|--------|------------|------------|
| 33052W | 1/4 x 1/8" | ---        |
| 33053W | 1/4 x 1/4" | ---        |
| 33058W | 3/8 x 1/4" | ---        |
| 33059W | 3/8 x 3/8" | ---        |
| 33060W | 3/8 x 1/2" | ---        |
| 33442W | 3/8 x 3/4" | ---        |
| 33062P | 1/2 x 3/8" | ----       |
| 33061W | 1/2 x 1/2" | ---        |
| 33067W | 1/2 x 3/4" | ---        |
| 33068W | 5/8 x 1/2" | ---        |
| 33063W | 5/8 x 3/4" | ---        |
| 33064W | 3/4 x 1/2" | ---        |
| 33065W | 3/4 x 3/4" | ----       |
| 33396B | 3/4 x 3/4" | ---        |

### HOSE BARB X FE ELBOW



**P**  
**W**  
NYLON ELBOW  
HOSE ID X FEMALE PIPE

| PART # | SIZE       | LIST PRICE |
|--------|------------|------------|
| 33343W | 1/2 x 1/2" | ---        |
| 33344P | 5/8 x 3/4" | ---        |
| 33470W | 5/8 x 1/2" | ---        |
| 33345W | 3/4 x 1/2" | ---        |
| 33471W | 3/4 x 3/4" | ---        |

### UNION ELBOWS



**B**  
POLYETHYLENE ELBOW

| PART # | SIZE | LIST PRICE |
|--------|------|------------|
| 33390B | 1/4  | ---        |
| 33391B | 3/8  | ---        |
| 33394B | 1/2  | ---        |
| 33395B | 5/8  | ---        |
| 33396B | 3/4  | ---        |



**W**  
NYLON ELBOW

| PART # | SIZE  | LIST PRICE |
|--------|-------|------------|
| 33390W | 1/4   | ---        |
| 33391W | 3/8   | ---        |
| 33394W | 1/2   | ---        |
| 33395W | 5/8   | ---        |
| 33396W | 3/4   | ---        |
| 33397W | 1     | ---        |
| 33398W | 1-1/4 | ---        |
| 33399W | 1-1/2 | ---        |
| 33389W | 2     | ----       |

### SPLICERS



**B**  
POLYETHYLENE SPLICER

| PART # | SIZE | LIST PRICE |
|--------|------|------------|
| 33091B | 1/8  | ---        |
| 33092B | 3/16 | ---        |
| 33093B | 1/4  | ---        |
| 33095B | 3/8  | ---        |
| 33096B | 1/2  | ---        |
| 33097B | 5/8  | ---        |
| 33098B | 3/4  | ----       |



POLYPROPYLENE SPLICER

| PART # | SIZE | LIST PRICE |
|--------|------|------------|
| 33095P | 3/8  | ---        |
| 33096P | 1/2  | ---        |
| 33098P | 3/4  | ---        |
| 33099P | 1    | ---        |

### SPLICERS



**W**  
NYLON SPLICES

| PART # | SIZE  | LIST PRICE |
|--------|-------|------------|
| 33091W | 1/8   | ---        |
| 33092W | 3/16  | ---        |
| 33093W | 1/4   | ---        |
| 33094W | 5/16  | ---        |
| 33095W | 3/8   | ---        |
| 33096W | 1/2   | ---        |
| 33097W | 5/8   | ---        |
| 33098W | 3/4   | ---        |
| 33099W | 1     | ---        |
| 33480W | 1-1/4 | ---        |
| 33481W | 1-1/2 | ---        |
| 33482W | 2     | ----       |

### REDUCING SPLICERS



**B**  
POLYETHYLENE SPLICES

| PART # | SIZE      | LIST PRICE |
|--------|-----------|------------|
| 33406B | 3/8 x 1/4 | ---        |
| 33407B | 1/2 x 1/4 | ---        |
| 33408B | 1/2 x 3/8 | ---        |
| 33410B | 5/8 x 1/2 | ---        |



**W**  
NYLON SPLICES

| PART # | SIZE       | LIST PRICE |
|--------|------------|------------|
| 33079W | 1/4 x 1/8  | ---        |
| 33347W | 1/4 x 3/16 | ---        |
| 33406W | 3/8 x 1/4  | ---        |
| 33348W | 3/8 x 5/16 | ---        |
| 33407W | 1/2 x 1/4  | ---        |
| 33408W | 1/2 x 3/8  | ---        |
| 33409W | 5/8 x 3/8  | ---        |
| 33410W | 5/8 x 1/2  | ---        |
| 33089W | 3/4 x 1/2  | ---        |

# PLASTIC BARBS

## PLASTIC FITTINGS

### TEES BARBED ON ALL SIDES

**B**



POLYETHYLENE TEE

| PART # | SIZE | LIST PRICE |
|--------|------|------------|
| 33415B | 1/8  | ---        |
| 33420B | 3/16 | ---        |
| 33422B | 1/4  | ---        |
| 33426B | 5/16 | ---        |
| 33429B | 3/8  | ---        |
| 33433B | 1/2  | ---        |
| 33436B | 5/8  | ---        |
| 33437B | 3/4  | ---        |
| 33438B | 1    | ---        |

**P**



POLYPROPYLENE TEE

| PART # | SIZE  | LIST PRICE |
|--------|-------|------------|
| 33440P | 1-1/2 | ---        |

### ALL HOSE BARB "Y"

**P**



POLYPROPYLENE WYE

| PART #  | SIZE | LIST PRICE |
|---------|------|------------|
| 33300P* | 1/4" | ---        |
| 33301P* | 3/8" | ---        |
| 33302P* | 1/2" | ---        |

\*Natural Polypro

**W**



NYLON WYE

| PART # | SIZE | LIST PRICE |
|--------|------|------------|
| 33301W | 3/8" | ---        |

**W**



NYLON TEE

| PART # | SIZE  | LIST PRICE |
|--------|-------|------------|
| 33415W | 1/8   | ---        |
| 33417W | 5/32  | ---        |
| 33420W | 3/16  | ---        |
| 33422W | 1/4   | ---        |
| 33426W | 5/16  | ---        |
| 33429W | 3/8   | ---        |
| 33433W | 1/2   | ---        |
| 33436W | 5/8   | ---        |
| 33437W | 3/4   | ---        |
| 33438W | 1     | ---        |
| 33439W | 1-1/4 | ---        |
| 33440W | 1-1/2 | ---        |

### REDUCING TEES

**B**



POLYETHYLENE TEE

| PART # | SIZE            | LIST PRICE |
|--------|-----------------|------------|
| 33430B | 1/2 x 1/2 x 3/8 | ---        |
| 33434B | 1/2 x 1/2 x 5/8 | ---        |
| 33435B | 3/4 x 3/4 x 1/2 | ---        |

**W**



NYLON TEE

| PART #     | SIZE            | LIST PRICE |
|------------|-----------------|------------|
| 33430W     | 1/2 x 1/2 x 3/8 | ---        |
| 53725-0604 | 3/8 x 3/8 x 1/4 | ---        |
| 33431W     | 5/8 x 5/8 x 3/8 | ---        |
| 33432W     | 3/8 x 3/8 x 1/2 | ---        |
| 33435W     | 3/4 x 3/4 x 1/2 | ---        |
| 53725-1008 | 5/8 x 5/8 x 1/2 | ---        |

### MALE BRANCH TEE

**W**



NYLON BRANCH TEE

| PART # | SIZE      | LIST PRICE |
|--------|-----------|------------|
| 33448W | 1/4 x 1/4 | ---        |

# PLASTIC GARDEN HOSE

## PLASTIC FITTINGS

# GARDEN HOSE

### PLASTIC GARDEN HOSE FITTINGS

FITTINGS WITH GARDEN HOSE THREAD

#### GARDEN HOSE CAP

• Washer not included



• White Nylon

P

| PART # | SIZE | LIST PRICE |
|--------|------|------------|
| 30103P | 3/4" | ---        |

#### GARDEN HOSE THREAD ADAPTERS

BARB X MALE GARDEN HOSE



• White Nylon

| PART #     | SIZE       | LIST PRICE |
|------------|------------|------------|
| 31038      | 1/4"       | ---        |
| 53748-0812 | 1/2 x 3/4" |            |
| 53748-1012 | 5/8 x 3/4" |            |
| 53748-1212 | 3/4 x 3/4" |            |

BARB X FEMALE SWIVEL



| PART #     | SIZE      | LIST PRICE |
|------------|-----------|------------|
| 53746-0812 | 1/2 x 3/4 |            |
| 53746-1012 | 5/8 x 3/4 |            |
| 53746-1212 | 3/4 x 3/4 |            |

### GARDEN HOSE ADAPTER INSERTS

• for assembly with 31-022



• White Nylon

| PART # | SIZE | LIST PRICE |
|--------|------|------------|
| 31031  | 3/8" | ---        |
| 31033  | 5/8" | ---        |
| 31034  | 3/4" | ---        |

#### GARDEN HOSE NUT



• White Nylon

| PART # | SIZE | LIST PRICE |
|--------|------|------------|
| 31022  | 3/4" | ---        |

### MALE GARDEN HOSE X FEMALE PIPE



• White Nylon

| PART # | SIZE          | LIST PRICE |
|--------|---------------|------------|
| 31067  | MGH X 1/4     | ---        |
| 31068  | MGH X 1/2 FIP | ---        |
| 31069  | MGH X 3/4     | ---        |

### MALE GARDEN HOSE X MALE PIPE



• White Nylon

| PART # | SIZE          | LIST PRICE |
|--------|---------------|------------|
| 31055  | GHT X 3/8 MPT | ---        |
| 31058  | GHT X 1/2 MPT | ---        |
| 31063  | GHT X 3/4 MPT | ---        |

# PLASTIC PUSH-IN

## PLASTIC FITTINGS

# PLASTIC PUSH-IN TUBE FITTINGS

Manufactured from safe, non-toxic materials meeting the requirements of the US FDA, WRAS, ANSI/NSF-51, 61, and SK Zert. Our products are widely used in water purification, food/beverage and pneumatic systems.

- **Function & Quality :** provides quick and convenient assembly - saving time & expense. Our ISO9001, 14001 registered quality system ensures our customers a superior level of product quality. Defects are easily detectable and maintenance is easy with its easy dismantling for access.
- **Collet Design :** Unique oval collet design is superior and more practical.
- **Applications :** Beyond water and food use, fittings can be used with air, gases, vacuum, & liquids. And all connections can be assembled & disassembled repeatedly.
- **Material :** Grey Acetal Copolymer, also known as POM. Highly durable and resistant to fatigue and creep. It has high resistance to a wide range of organic & inorganic chemicals and detergents. Not recommended for use with strong acids or repeated exposure to strong oxidizers. (polypropylene may be subbed)

| Temp         | Small Size     |                |                |                |                | Large Size     |                |                |                |                |
|--------------|----------------|----------------|----------------|----------------|----------------|----------------|----------------|----------------|----------------|----------------|
|              | 1/2"           | 3/4"           | 1"             | 1 1/4"         | 1 1/2"         | 1 1/2"         | 2"             | 2 1/2"         | 3"             | 3 1/2"         |
| 1°C (34°F)   | 10bar (137PSI) | 10bar (137PSI) | 10bar (137PSI) | 10bar (137PSI) | 10bar (137PSI) | 10bar (137PSI) | 10bar (137PSI) | 10bar (137PSI) | 10bar (137PSI) | 10bar (137PSI) |
| 20°C (68°F)  | 10bar (137PSI) | 10bar (137PSI) | 10bar (137PSI) | 10bar (137PSI) | 10bar (137PSI) | 10bar (137PSI) | 10bar (137PSI) | 10bar (137PSI) | 10bar (137PSI) | 10bar (137PSI) |
| 65°C (150°F) | 10bar (137PSI) | 10bar (137PSI) | 10bar (137PSI) | 10bar (137PSI) | 10bar (137PSI) | 10bar (137PSI) | 10bar (137PSI) | 10bar (137PSI) | 10bar (137PSI) | 10bar (137PSI) |

- Fittings are not recommended for use with liquids other than water and food or beverage products.
- Do not use pipe dope or other liquid thread sealers. Use only Teflon tape to seal threaded connections.
- After assembling a tube connection, tug with moderate force to check for proper gripping of the tube.
- Before disassembling tube connections, always verify that pressure has been removed from the system.

### UNION CONNECTOR



| PART # | TUBE OD | LIST PRICE |
|--------|---------|------------|
| 20018P | 5/32"   | ---        |
| 20019P | 1/4"    | ---        |
| 20020P | 3/8"    | ---        |
| 20021P | 1/2"    | ---        |

### UNION TEE



| PART # | TUBE OD | LIST PRICE |
|--------|---------|------------|
| 20028P | 1/4"    | ---        |
| 20029P | 3/8"    | ---        |
| 20030P | 1/2"    | ---        |

### UNION ELBOW



| PART # | TUBE OD | LIST PRICE |
|--------|---------|------------|
| 20152P | 1/4"    | ---        |
| 20153P | 3/8"    | ---        |
| 20154P | 1/2"    | ---        |

### REDUCING UNION



| PART # | TUBE OD | TUBE OD | LIST PRICE |
|--------|---------|---------|------------|
| 20755P | 3/8"    | 1/4"    | ---        |
| 20756P | 3/8"    | 5/16"   | ---        |
| 20758P | 1/2"    | 3/8"    | ---        |

### REDUCING BRANCH TEE



| PART # | TUBE OD 1 | TUBE OD 2 | LIST PRICE |
|--------|-----------|-----------|------------|
| 20725P | 3/8"      | 1/4"      | ---        |
| 20724P | 1/2"      | 3/8"      | ---        |

### REDUCING ELBOW



| PART # | TUBE OD | TUBE OD | LIST PRICE |
|--------|---------|---------|------------|
| 20734P | 3/8"    | 1/4"    | ---        |
| 20736P | 1/2"    | 3/8"    | ---        |

### BULKHEAD UNION



| PART # | TUBE OD | LIST PRICE |
|--------|---------|------------|
| 20127P | 1/4"    | ---        |
| 20128P | 3/8"    | ---        |
| 20129P | 1/2"    | ----       |

# PLASTIC PUSH-IN

## PLASTIC FITTINGS

### FEMALE CONNECTOR



Female Pipe

| PART # | TUBE OD | THREAD NPTF | LIST PRICE |
|--------|---------|-------------|------------|
| 20993P | 1/4"    | 1/8"        | ---        |
| 20035P | 1/4"    | 1/4"        | ---        |
| 20036P | 3/8"    | 1/4"        | ---        |

### MALE CONNECTOR



Male Pipe

| PART # | TUBE OD | THREAD NPTF | LIST PRICE |
|--------|---------|-------------|------------|
| 20050P | 5/32"   | 1/8"        | ---        |
| 20054P | 1/4"    | 1/8"        | ---        |
| 20055P | 1/4"    | 1/4"        | ---        |
| 20056P | 1/4"    | 3/8"        | ---        |
| 20057P | 3/8"    | 1/8"        | ---        |
| 20058P | 3/8"    | 1/4"        | ---        |
| 20059P | 3/8"    | 3/8"        | ---        |
| 20062P | 3/8"    | 1/2"        | ---        |
| 20061P | 1/2"    | 3/8"        | ---        |
| 20063P | 1/2"    | 1/2"        | ---        |

### STEM ADAPTER



| PART # | STEM OD | THREAD NPTF | LIST PRICE |
|--------|---------|-------------|------------|
| 20524P | 1/4"    | 1/8"        | ---        |
| 20525P | 1/4"    | 1/4"        | ---        |
| 20528P | 3/8"    | 1/4"        | ---        |
| 20529P | 3/8"    | 3/8"        | ---        |

### REDUCER



| PART # | TUBE OD 1 | STEM OD 2 | LIST PRICE |
|--------|-----------|-----------|------------|
| 20512P | 3/8"      | 1/4"      | ---        |
| 20514P | 1/2"      | 3/8"      | ---        |

### FIXED ELBOW




| PART # | TUBE OD | THREAD NPTF | LIST PRICE |
|--------|---------|-------------|------------|
| 20068P | 1/4"    | 1/8"        | ---        |
| 20069P | 1/4"    | 1/4"        | ---        |
| 20070P | 1/4"    | 3/8"        | ---        |
| 20072P | 3/8"    | 1/4"        | ---        |
| 20073P | 3/8"    | 3/8"        | ---        |



20-152P + 20-525P = 20973P

### SWIVEL ELBOW

Union Elbow + Stem Adapter



| PART # | STEM OD | TUBE ID | LIST PRICE |
|--------|---------|---------|------------|
| 20973P | 1/4"    | 1/4"    | ----       |
| 20974P | 3/8"    | 3/8"    | ----       |

# PLASTIC PUSH-IN

## PLASTIC FITTINGS

### PLUG-IN ELBOW



| PART # | TUBE OD | STEM | LIST PRICE |
|--------|---------|------|------------|
| 20742P | 1/4"    | 1/4" | ---        |
| 20747P | 3/8"    | 3/8" | ---        |
| 20748P | 1/2"    | 1/2" | ---        |

### 2-WAY DIVIDER



| PART # | TUBE OD | LIST PRICE |
|--------|---------|------------|
| 20776P | 5/16"   | ---        |
| 20777P | 3/8"    | ---        |

### PLUG



| PART # | TUBE OD | LIST PRICE |
|--------|---------|------------|
| 20878P | 1/4"    | ---        |
| 20880P | 3/8"    | ---        |
| 20881P | 1/2"    | ---        |

### TUBE END STOP



| PART # | TUBE OD | LIST PRICE |
|--------|---------|------------|
| 20925P | 1/4"    | ---        |
| 20927P | 3/8"    | ---        |

### PL X PL



| PART # | TUBE OD | LIST PRICE |
|--------|---------|------------|
| 20900P | 1/4"    | ---        |
| 20901P | 3/8"    | ---        |

### PL X MALE NPTF



| PART # | TUBE OD | MALE THREAD NPTF | LIST PRICE |
|--------|---------|------------------|------------|
| 20904P | 1/4"    | 1/4"             | ---        |
| 20905P | 3/8"    | 3/8"             | ---        |

### CHECK VALVE

#### STOP VALVE ADAPTER



| PART # | TUBE OD | LIST PRICE |
|--------|---------|------------|
| 20778P | 1/4"    | ---        |
| 20779P | 3/8"    | ---        |

#### 3/8 MALE COMP X 3/8 FEMALE COMP



| PART # | TUBE OD | LIST PRICE |
|--------|---------|------------|
| 20985P | 1/4"    | ---        |
| 20986P | 3/8"    | ---        |

**HOSE ACCESSORIES**  
HOSE ACCESSORIES

**HOSE ACCESSORIES**



**CAM AND GROOVE**



**ALUMINIUM**



**POLYPROPLYENE**



**STAINLESS STEEL**



**BRASS**

**COMBINATION HOSE NIPPLES**



**FIRE HOSE FITTINGS**



**UNIVERSAL/ GROUND  
JOINT COUPLINGS**





# CAM AND GROOVE

**MALE ADAPTER X FEMALE NPT  
TYPE A**



CGA  
6191X

| PART#      | SIZE   | LIST PRICE |
|------------|--------|------------|
| CGA-050-A1 | 1/2"   | ---        |
| CGA-075-A1 | 3/4"   | ---        |
| CGA-100-A1 | 1"     | ---        |
| CGA-125-A1 | 1-1/4" | ---        |
| CGA-150-A1 | 1-1/2" | ---        |
| CGA-200-A1 | 2"     | ---        |
| CGA-250-A1 | 2-1/2" | ---        |
| CGA-300-A1 | 3"     | ---        |
| CGA-400-A1 | 4"     | ---        |
| CGA-500-A1 | 5"     | ---        |
| CGA-600-A1 | 6"     | ---        |
| CGA-800-A1 | 8"     | ---        |

**FEMALE COUPLER X HOSE SHANK  
TYPE C**



CGC  
6193X

| PART#      | SIZE   | LIST PRICE |
|------------|--------|------------|
| CGC-050-A1 | 1/2"   | ---        |
| CGC-075-A1 | 3/4"   | ---        |
| CGC-100-A1 | 1"     | ---        |
| CGC-125-A1 | 1-1/4" | ---        |
| CGC-150-A1 | 1-1/2" | ---        |
| CGC-200-A1 | 2"     | ---        |
| CGC-250-A1 | 2-1/2" | ---        |
| CGC-300-A1 | 3"     | ---        |
| CGC-400-A1 | 4"     | ---        |
| CGC-500-A1 | 5"     | ---        |
| CGC-600-A1 | 6"     | ---        |
| CGC-800-A1 | 8"     | ---        |

**FEMALE COUPLER X MALE NPT  
TYPE B**



CGB  
6192X

| PART#      | SIZE   | LIST PRICE |
|------------|--------|------------|
| CGB-050-A1 | 1/2"   | ---        |
| CGB-075-A1 | 3/4"   | ---        |
| CGB-100-A1 | 1"     | ---        |
| CGB-125-A1 | 1-1/4" | ---        |
| CGB-150-A1 | 1-1/2" | ---        |
| CGB-200-A1 | 2"     | ---        |
| CGB-250-A1 | 2-1/2" | ---        |
| CGB-300-A1 | 3"     | ---        |
| CGB-400-A1 | 4"     | ---        |
| CGB-500-A1 | 5"     | ---        |
| CGB-600-A1 | 6"     | ---        |
| CGB-800-A1 | 8"     | ---        |

**FEMALE COUPLER X FEMALE NPT  
TYPE D**



CGD  
6194X

| PART#      | SIZE   | LIST PRICE |
|------------|--------|------------|
| CGD-050-A1 | 1/2"   | ---        |
| CGD-075-A1 | 3/4"   | ---        |
| CGD-100-A1 | 1"     | ---        |
| CGD-125-A1 | 1-1/4" | ---        |
| CGD-150-A1 | 1-1/2" | ---        |
| CGD-200-A1 | 2"     | ---        |
| CGD-250-A1 | 2-1/2" | ---        |
| CGD-300-A1 | 3"     | ---        |
| CGD-400-A1 | 4"     | ---        |
| CGD-500-A1 | 5"     | ---        |
| CGD-600-A1 | 6"     | ---        |
| CGD-800-A1 | 8"     | ---        |

**WARNING:** This product can expose you to chemicals, including Nickel, which are known to the State of California to cause cancer.  
 For more information, visit [www.P65Warnings.ca.gov](http://www.P65Warnings.ca.gov)

# ALUMINUM CAM AND GROOVE

## HOSE ACCESSORIES

### MALE ADAPTER X HOSE SHANK

#### TYPE E



CGE  
61-95X

| PART#      | SIZE   | LIST PRICE |
|------------|--------|------------|
| CGE-050-A1 | 1/2"   | ---        |
| CGE-075-A1 | 3/4"   | ---        |
| CGE-100-A1 | 1"     | ---        |
| CGE-125-A1 | 1-1/4" | ---        |
| CGE-150-A1 | 1-1/2" | ---        |
| CGE-200-A1 | 2"     | ---        |
| CGE-250-A1 | 2-1/2" | ---        |
| CGE-300-A1 | 3"     | ---        |
| CGE-400-A1 | 4"     | ---        |
| CGE-500-A1 | 5"     | ---        |
| CGE-600-A1 | 6"     | ---        |
| CGE-800-A1 | 8"     | ---        |

### MALE ADAPTER X MALE NPT

#### TYPE F



CGF  
61-96X

| PART#      | SIZE   | LIST PRICE |
|------------|--------|------------|
| CGF-050-A1 | 1/2"   | ---        |
| CGF-075-A1 | 3/4"   | ---        |
| CGF-100-A1 | 1"     | ---        |
| CGF-125-A1 | 1-1/4" | ---        |
| CGF-150-A1 | 1-1/2" | ---        |
| CGF-200-A1 | 2"     | ---        |
| CGF-250-A1 | 2-1/2" | ---        |
| CGF-300-A1 | 3"     | ---        |
| CGF-400-A1 | 4"     | ---        |
| CGF-500-A1 | 5"     | ---        |
| CGF-600-A1 | 6"     | ---        |
| CGF-800-A1 | 8"     | ---        |

### DUST CAP

#### TYPE DC



CDC  
61-97X

| PART#      | SIZE   | LIST PRICE |
|------------|--------|------------|
| CDC-050-A1 | 1/2"   | ---        |
| CDC-075-A1 | 3/4"   | ---        |
| CDC-100-A1 | 1"     | ---        |
| CDC-125-A1 | 1-1/4" | ---        |
| CDC-150-A1 | 1-1/2" | ---        |
| CDC-200-A1 | 2"     | ---        |
| CDC-250-A1 | 2-1/2" | ---        |
| CDC-300-A1 | 3"     | ---        |
| CDC-400-A1 | 4"     | ---        |
| CDC-500-A1 | 5"     | ---        |
| CDC-600-A1 | 6"     | ---        |
| CDC-800-A1 | 8"     | ---        |

### DUST PLUG

#### TYPE DP



CDP  
61-98X

| PART#      | SIZE   | LIST PRICE |
|------------|--------|------------|
| CDP-050-A1 | 1/2"   | ---        |
| CDP-075-A1 | 3/4"   | ---        |
| CDP-100-A1 | 1"     | ---        |
| CDP-125-A1 | 1-1/4" | ---        |
| CDP-150-A1 | 1-1/2" | ---        |
| CDP-200-A1 | 2"     | ---        |
| CDP-250-A1 | 2-1/2" | ---        |
| CDP-300-A1 | 3"     | ---        |
| CDP-400-A1 | 4"     | ---        |
| CDP-500-A1 | 5"     | ---        |
| CDP-600-A1 | 6"     | ---        |
| CDP-800-A1 | 8"     | ---        |

**WARNING:** This product can expose you to chemicals, including Nickel, which are known to the State of California to cause cancer.  
 For more information, visit [www.P65Warnings.ca.gov](http://www.P65Warnings.ca.gov)

# ALUMINUM CAM AND GROOVE

## HOSE ACCESSORIES

# ALUMINUM (AL) SPOOL & PART A

### MALE ADAPTER X MALE ADAPTER ALUMINUM SPOOL ADAPTER



SA-XXX-A  
61910

| PART#     | SIZE    | LIST PRICE |
|-----------|---------|------------|
| SA-200-A  | 2"      | ---        |
| SA-2030-A | 2" x 3" | ---        |
| SA-300-A  | 3"      | ---        |
| SA-3040-A | 3" x 4" | ---        |
| SA-400-A  | 4"      | ---        |

### REDUCER ADAPTER FEMALE NPT ALUMINUM



CGA-XXX-A

### MALE ADAPTER X FEMALE PIPE

| PART#      | SIZE    | LIST PRICE |
|------------|---------|------------|
| CGA-3040-A | 3" x 4" | ---        |
| CGA-4030-A | 4" x 3" | ---        |

### ALUMINUM SWIVEL



| PART#       | SIZE | LIST PRICE |
|-------------|------|------------|
| CGASV-300-A | 3"   | ---        |

### REDUCER COUPLER M NPT PART B



CGB-XXX-A

### FEMALE COUPLER X MALE PIPE

| PART#      | SIZE    | LIST PRICE |
|------------|---------|------------|
| CGB-3020-A | 3" x 2" | ---        |
| CGB-3040-A | 3" x 4" | ---        |

### REDUCER COUPLER ADAPTER PART D



DA-XXX-A

### FEMALE COUPLER X MALE ADAPTER

| PART#     | SIZE        | LIST PRICE |
|-----------|-------------|------------|
| DA-2015-A | 2" x 1-1/2" | ---        |
| DA-2030-A | 2" x 3"     | ---        |
| DA-3015-A | 3" x 1-1/2" | ---        |
| DA-3020-A | 3" x 2"     | ---        |
| DA-3040-A | 3" x 4"     | ---        |
| DA-4030-A | 4" x 3"     | ---        |
| DA-6040-A | 6" x 4"     | ----       |

### REDUCER COUPLER FEMALE NPT PART D



CGD

### FEMALE COUPLER X FEMALE PIPE

| PART#      | SIZE    | LIST PRICE |
|------------|---------|------------|
| CGD-3020-A | 3" x 2" | ---        |
| CGD-4030-A | 4" x 3" | ----       |

### SPOOL COUPLER PART D



### FEMALE COUPLER X FEMALE COUPLER

| PART#     | SIZE    | LIST PRICE |
|-----------|---------|------------|
| DD-2020-A | 2" x 2" | ---        |
| DD-2030-A | 2" x 3" | ---        |
| DD-3030-A | 3" x 3" | ---        |
| DD-3040-A | 3" x 4" | ---        |
| DD-4040-A | 4" x 4" | ----       |

### REDUCER ADAPTER MALE NPT PART F



CGF

### MALE ADAPTER X MIP

| PART#      | SIZE    | LIST PRICE |
|------------|---------|------------|
| CGF-3040-A | 3" x 4" | ---        |
| CGF-4030-A | 4" x 3" | ---        |

WARNING: This product can expose you to chemicals, including Nickel, which are known to the State of California to cause cancer. For more information, visit [www.P65Warnings.ca.gov](http://www.P65Warnings.ca.gov)

# POLY CAM AND GROOVE

## HOSE ACCESSORIES

### POLYPROPYLENE (PP)

#### MALE ADAPTER X FEMALE NPT TYPE A



35-91X

| PART#      | SIZE   | LIST PRICE |
|------------|--------|------------|
| CGA-050-PP | 1/2"   | ---        |
| CGA-075-PP | 3/4"   | ---        |
| CGA-100-PP | 1"     | ---        |
| CGA-125-PP | 1-1/4" | ---        |
| CGA-150-PP | 1-1/2" | ---        |
| CGA-200-PP | 2"     | ---        |
| CGA-300-PP | 3"     | ---        |
| CGA-400-PP | 4"     | ---        |

#### FEMALE COUPLER X HOSE SHANK TYPE C



CGC  
35-93X

| PART#      | SIZE   | LIST PRICE |
|------------|--------|------------|
| CGC-050-PP | 1/2"   | ---        |
| CGC-075-PP | 3/4"   | ---        |
| CGC-100-PP | 1"     | ---        |
| CGC-125-PP | 1-1/4" | ---        |
| CGC-150-PP | 1-1/2" | ---        |
| CGC-200-PP | 2"     | ---        |
| CGC-300-PP | 3"     | ---        |
| CGC-400-PP | 4"     | ---        |

#### FEMALE COUPLER X MALE NPT TYPE B



CGB  
35-92X

| PART#      | SIZE   | LIST PRICE |
|------------|--------|------------|
| CGB-050-PP | 1/2"   | ---        |
| CGB-075-PP | 3/4"   | ---        |
| CGB-100-PP | 1"     | ---        |
| CGB-125-PP | 1-1/4" | ---        |
| CGB-150-PP | 1-1/2" | ---        |
| CGB-200-PP | 2"     | ---        |
| CGB-300-PP | 3"     | ---        |
| CGB-400-PP | 4"     | ---        |

#### FEMALE COUPLER X FEMALE NPT TYPE D



35-94X

| PART#      | SIZE   | LIST PRICE |
|------------|--------|------------|
| CGD-050-PP | 1/2"   | ---        |
| CGD-075-PP | 3/4"   | ---        |
| CGD-100-PP | 1"     | ---        |
| CGD-125-PP | 1-1/4" | ---        |
| CGD-150-PP | 1-1/2" | ---        |
| CGD-200-PP | 2"     | ---        |
| CGD-300-PP | 3"     | ---        |

**WARNING:** This product can expose you to chemicals, including Nickel, which are known to the State of California to cause cancer. For more information, visit [www.P65Warnings.ca.gov](http://www.P65Warnings.ca.gov)

# POLYPROPYLENE CAM AND GROOVE

## HOSE ACCESSORIES

### MALE ADAPTER X HOSE SHANK TYPE E



35-95X

| PART#      | SIZE   | LIST PRICE |
|------------|--------|------------|
| CGE-050-PP | 1/2"   | ---        |
| CGE-075-PP | 3/4"   | ---        |
| CGE-100-PP | 1"     | ---        |
| CGE-125-PP | 1-1/4" | ---        |
| CGE-150-PP | 1-1/2" | ---        |
| CGE-200-PP | 2"     | ---        |
| CGE-300-PP | 3"     | ---        |
| CGE-400-PP | 4"     | ---        |

### MALE ADAPTER X MALE NPT TYPE F



35-96X

| PART#      | SIZE   | LIST PRICE |
|------------|--------|------------|
| CGF-050-PP | 1/2"   | ---        |
| CGF-075-PP | 3/4"   | ---        |
| CGF-100-PP | 1"     | ---        |
| CGF-125-PP | 1-1/4" | ---        |
| CGF-150-PP | 1-1/2" | ---        |
| CGF-200-PP | 2"     | ---        |
| CGF-300-PP | 3"     | ---        |
| CGF-400-PP | 4"     | ---        |

### DUST CAP TYPE DC



CDC  
35-97X

| PART#      | SIZE   | LIST PRICE |
|------------|--------|------------|
| CDC-050-PP | 1/2"   | ---        |
| CDC-075-PP | 3/4"   | ---        |
| CDC-100-PP | 1"     | ---        |
| CDC-125-PP | 1-1/4" | ---        |
| CDC-150-PP | 1-1/2" | ---        |
| CDC-200-PP | 2"     | ---        |
| CDC-300-PP | 3"     | ---        |
| CDC-400-PP | 4"     | ---        |

### DUST PLUG TYPE DP



CDP  
35-98X

| PART#      | SIZE   | LIST PRICE |
|------------|--------|------------|
| CDP-050-PP | 1/2"   | ---        |
| CDP-075-PP | 3/4"   | ---        |
| CDP-100-PP | 1"     | ---        |
| CDP-125-PP | 1-1/4" | ---        |
| CDP-150-PP | 1-1/2" | ---        |
| CDP-200-PP | 2"     | ---        |
| CDP-300-PP | 3"     | ---        |
| CDP-400-PP | 4"     | ---        |

**WARNING:** This product can expose you to chemicals, including Nickel, which are known to the State of California to cause cancer. For more information, visit [www.P65Warnings.ca.gov](http://www.P65Warnings.ca.gov)

# STAINLESS STEEL CAM AND GROOVE #316

## HOSE ACCESSORIES

### MALE ADAPTER X FEMALE NPT TYPE A



CGA  
6391X

| PART#       | SIZE   | LIST PRICE |
|-------------|--------|------------|
| CGA-050-SS1 | 1/2"   | ---        |
| CGA-075-SS1 | 3/4"   | ---        |
| CGA-100-SS1 | 1"     | ---        |
| CGA-125-SS1 | 1-1/4" | ---        |
| CGA-150-SS1 | 1-1/2" | ---        |
| CGA-200-SS1 | 2"     | ---        |
| CGA-250-SS1 | 2-1/2" | ---        |
| CGA-300-SS1 | 3"     | ---        |
| CGA-400-SS1 | 4"     | ---        |
| CGA-600-SS1 | 6"     | ---        |

### FEMALE COUPLER X HOSE SHANK TYPE C



CGC  
6393X

| PART#       | SIZE   | LIST PRICE |
|-------------|--------|------------|
| CGC-050-SS1 | 1/2"   | ---        |
| CGC-075-SS1 | 3/4"   | ---        |
| CGC-100-SS1 | 1"     | ---        |
| CGC-125-SS1 | 1-1/4" | ---        |
| CGC-150-SS1 | 1-1/2" | ---        |
| CGC-200-SS1 | 2"     | ---        |
| CGC-250-SS1 | 2-1/2" | ---        |
| CGC-300-SS1 | 3"     | ---        |
| CGC-400-SS1 | 4"     | ---        |
| CGC-600-SS1 | 6"     | ---        |

### FEMALE COUPLER X MALE NPT TYPE B



CGB  
6392X

| PART#       | SIZE   | LIST PRICE |
|-------------|--------|------------|
| CGB-050-SS1 | 1/2"   | ---        |
| CGB-075-SS1 | 3/4"   | ---        |
| CGB-100-SS1 | 1"     | ---        |
| CGB-125-SS1 | 1-1/4" | ---        |
| CGB-150-SS1 | 1-1/2" | ---        |
| CGB-200-SS1 | 2"     | ---        |
| CGB-250-SS1 | 2-1/2" | ---        |
| CGB-300-SS1 | 3"     | ---        |
| CGB-400-SS1 | 4"     | ---        |

### FEMALE COUPLER X FEMALE NPT TYPE D



CGD  
6394X

| PART#       | SIZE   | LIST PRICE |
|-------------|--------|------------|
| CGD-050-SS1 | 1/2"   | ---        |
| CGD-075-SS1 | 3/4"   | ---        |
| CGD-100-SS1 | 1"     | ---        |
| CGD-125-SS1 | 1-1/4" | ---        |
| CGD-150-SS1 | 1-1/2" | ---        |
| CGD-200-SS1 | 2"     | ---        |
| CGD-250-SS1 | 2-1/2" | ---        |
| CGD-300-SS1 | 3"     | ---        |
| CGD-400-SS1 | 4"     | ---        |
| CGD-500-SS1 | 5"     | ---        |
| CGD-600-SS1 | 6"     | ---        |

**WARNING:** This product can expose you to chemicals, including Nickel, which are known to the State of California to cause cancer.  
 For more information, visit [www.P65Warnings.ca.gov](http://www.P65Warnings.ca.gov)

# STAINLESS STEEL CAM AND GROOVE #316

## HOSE ACCESSORIES

### MALE ADAPTER X HOSE SHANK TYPE E



SA  
6395X

| PART#       | SIZE   | LIST PRICE |
|-------------|--------|------------|
| CGE-050-SS1 | 1/2"   | ---        |
| CGE-075-SS1 | 3/4"   | ---        |
| CGE-100-SS1 | 1"     | ---        |
| CGE-125-SS1 | 1-1/4" | ---        |
| CGE-150-SS1 | 1-1/2" | ---        |
| CGE-200-SS1 | 2"     | ---        |
| CGE-300-SS1 | 3"     | ---        |
| CGE-400-SS1 | 4"     | ---        |
| CGE-600-SS1 | 6"     | ---        |

### MALE ADAPTER X MALE NPT TYPE F



CGF  
6396X

| PART#       | SIZE   | LIST PRICE |
|-------------|--------|------------|
| CGF-050-SS1 | 1/2"   | ---        |
| CGF-075-SS1 | 3/4"   | ---        |
| CGF-100-SS1 | 1"     | ---        |
| CGF-125-SS1 | 1-1/4" | ---        |
| CGF-150-SS1 | 1-1/2" | ---        |
| CGF-200-SS1 | 2"     | ---        |
| CGF-300-SS1 | 3"     | ---        |
| CGF-400-SS1 | 4"     | ---        |
| CGF-600-SS1 | 6"     | ---        |

### DUST CAP TYPE DC



6397X

| PART#       | SIZE   | LIST PRICE |
|-------------|--------|------------|
| CDC-050-SS1 | 1/2"   | ---        |
| CDC-075-SS1 | 3/4"   | ---        |
| CDC-100-SS1 | 1"     | ---        |
| CDC-125-SS1 | 1-1/4" | ---        |
| CDC-150-SS1 | 1-1/2" | ---        |
| CDC-200-SS1 | 2"     | ---        |
| CDC-250-SS1 | 2-1/2" | ---        |
| CDC-300-SS1 | 3"     | ---        |
| CDC-400-SS1 | 4"     | ---        |
| CDC-600-SS1 | 6"     | ---        |

### DUST PLUG TYPE DP



6398X

| PART#       | SIZE   | LIST PRICE |
|-------------|--------|------------|
| CDP-100-SS1 | 1"     | ---        |
| CDP-125-SS1 | 1-1/4" | ---        |
| CDP-150-SS1 | 1-1/2" | ---        |
| CDP-200-SS1 | 2"     | ---        |
| CDP-300-SS1 | 3"     | ---        |
| CDP-400-SS1 | 4"     | ---        |

**WARNING:** This product can expose you to chemicals, including Nickel, which are known to the State of California to cause cancer. For more information, visit [www.P65Warnings.ca.gov](http://www.P65Warnings.ca.gov)

**BRASS CAM AND GROOVE**

HOSE ACCESSORIES

**BRASS****MALE ADAPTER X FEMALE NPT  
TYPE A**

4491X

| PART#      | SIZE   | LIST PRICE |
|------------|--------|------------|
| CGA-050-B1 | 1/2"   | ---        |
| CGA-075-B1 | 3/4"   | ---        |
| CGA-100-B1 | 1"     | ---        |
| CGA-125-B1 | 1-1/4" | ---        |
| CGA-150-B1 | 1-1/2" | ---        |
| CGA-200-B1 | 2"     | ---        |
| CGA-300-B1 | 3"     | ---        |
| CGA-400-B1 | 4"     | ---        |
| CGA-600-B1 | 6"     | ---        |

**FEMALE COUPLER X HOSE SHANK  
TYPE C**

4493X

| PART#      | SIZE   | LIST PRICE |
|------------|--------|------------|
| CGC-050-B1 | 1/2"   | ---        |
| CGC-075-B1 | 3/4"   | ---        |
| CGC-100-B1 | 1"     | ---        |
| CGC-125-B1 | 1-1/4" | ---        |
| CGC-150-B1 | 1-1/2" | ---        |
| CGC-200-B1 | 2"     | ---        |
| CGC-250-B1 | 2-1/2" | ---        |
| CGC-300-B1 | 3"     | ---        |
| CGC-400-B1 | 4"     | ---        |

**FEMALE COUPLER X MALE NPT  
TYPE B**

4492X

| PART#      | SIZE   | LIST PRICE |
|------------|--------|------------|
| CGB-100-B1 | 1"     | ---        |
| CGB-125-B1 | 1-1/4" | ---        |
| CGB-150-B1 | 1-1/2" | ---        |
| CGB-200-B1 | 2"     | ---        |
| CGB-250-B1 | 2-1/2" | ---        |
| CGB-300-B1 | 3"     | ---        |
| CGB-400-B1 | 4"     | ---        |

**FEMALE COUPLER X FEMALE NPT  
TYPE D**

4494X

| PART#      | SIZE   | LIST PRICE |
|------------|--------|------------|
| CGD-050-B1 | 1/2"   | ---        |
| CGD-075-B1 | 3/4"   | ---        |
| CGD-100-B1 | 1"     | ---        |
| CGD-125-B1 | 1-1/4" | ---        |
| CGD-150-B1 | 1-1/2" | ---        |
| CGD-200-B1 | 2"     | ---        |
| CGD-300-B1 | 3"     | ---        |
| CGD-400-B1 | 4"     | ---        |

**WARNING:** This product can expose you to chemicals, including Nickel, which are known to the State of California to cause cancer. For more information, visit [www.P65Warnings.ca.gov](http://www.P65Warnings.ca.gov)



# BRASS CAM AND GROOVE

## HOSE ACCESSORIES

MALE ADAPTER X HOSE SHANK  
TYPE E



4495X

| PART#      | SIZE   | LIST PRICE |
|------------|--------|------------|
| CGE-075-B1 | 3/4"   | ---        |
| CGE-100-B1 | 1"     | ---        |
| CGE-150-B1 | 1-1/2" | ---        |
| CGE-200-B1 | 2"     | ---        |
| CGE-300-B1 | 3"     | ---        |
| CGE-400-B1 | 4"     | ---        |

DUST CAP  
TYPE DC



4497X

| PART#      | SIZE | LIST PRICE |
|------------|------|------------|
| CDC-100-B1 | 1"   | ---        |
| CDC-200-B1 | 2"   | ---        |
| CDC-300-B1 | 3"   | ---        |
| CDC-400-B1 | 4"   | ---        |

MALE ADAPTER X MALE NPT  
TYPE F



4496X

| PART#      | SIZE   | LIST PRICE |
|------------|--------|------------|
| CGF-050-B1 | 1/2"   | ---        |
| CGF-075-B1 | 3/4"   | ---        |
| CGF-100-B1 | 1"     | ---        |
| CGF-150-B1 | 1-1/2" | ---        |
| CGF-200-B1 | 2"     | ---        |
| CGF-250-B1 | 2-1/2" | ---        |
| CGF-300-B1 | 3"     | ---        |
| CGF-400-B1 | 4"     | ---        |

DUST PLUG  
TYPE DP



4498X

| PART#      | SIZE   | LIST PRICE |
|------------|--------|------------|
| CDP-200-B1 | 2"     | ---        |
| CDP-250-B1 | 2-1/2" | ---        |
| CDP-300-B1 | 3"     | ---        |
| CDP-400-B1 | 4"     | ---        |

**WARNING:** This product can expose you to chemicals, including Nickel, which are known to the State of California to cause cancer. For more information, visit [www.P65Warnings.ca.gov](http://www.P65Warnings.ca.gov)

**CRIMPLOK**

**SELF LOCKING  
CAM & GROOVE**



STAINLESS STEEL &  
ALUMINUM

**UNIVERSAL FITTINGS**

**CRIMPLOK KING NIPPLES**

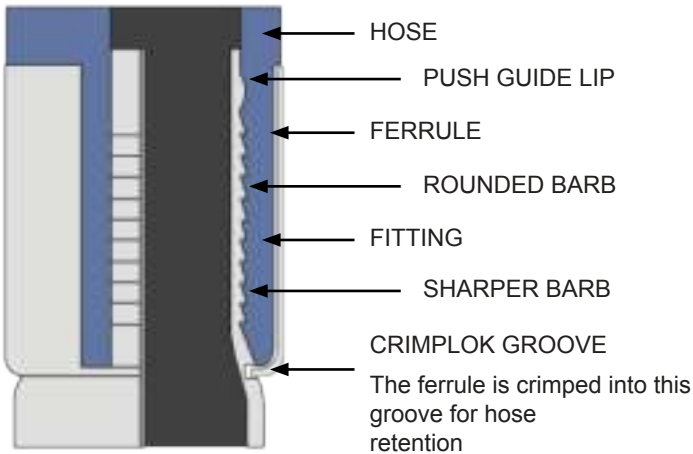


**CRIMPLOK FERRULES - PLATED STEEL - STAINLESS STEEL ALUMINUM**



**SOLID      DEPENDABLE      SAFE**

**FEATURES AND BENEFITS**



**Crimplok is the best way to ensure a perfect hose connection every time!**

- All fittings have a Crimplok groove for the ferrule end the Lok into for a strong permanent seal.
- Serrations on the couplings and fittings are not as sharp at the top, but become sharper towards the Crimplok groove.
- The length of the barb and sleeve/ ferrule are matched for a safer, cleaner connection.
- Crimplok connections do not have sharp clamp buckles or edges
- Interchangeable with most market systems

**WARNING:** This product can expose you to chemicals, including Nickel, which are known to the State of California to cause cancer. For more information, visit [www.P65Warnings.ca.gov](http://www.P65Warnings.ca.gov)

# ALUMINUM SELF LOCKING CAM & GROOVE

- Automatic Self-Locking Arms Prevent Accidental Disconnection
- Machined multi-serrated shank with interlocking groove
- Aluminum with Brass Self Locking Arms
- 316 Stainless with Investment Cast Self-Locking Arms
- Available in sizes 2" through 6"
- 2" @250 psi 3" & 4" @150 psi 6" @75 psi
- 6" @150 psi 4 arms
- Configurations
  - Dust Cap
  - Part B
  - Part C
  - Part D

| Sample item code | Description                                |
|------------------|--|
| CDCSL-XXX-A1     | X" DUST CAP ALUMINUM CRIMPLOK SELF LOCKING |
| CGBSL-XXX-A1     | X" PART B ALUMINUM CRIMPLOK SELF LOCKING   |
| CGCSL-XXXCR-A1   | X" PART C ALUMINUM CRIMPLOK SELF LOCKING   |
| CGDSL-XXX-A1     | X" PART D ALUMINUM PRIMPLOK SELF LOCKING   |

Designed for use with Buchanan Crimp Sleeves and Interlocking Ferrules

**FEMALE COUPLER X MALE NPT  
TYPE B**



CGBSL

| PART#        | SIZE | LIST PRICE |
|--------------|------|------------|
| CGBSL-200-A1 | 2"   | ---        |
| CGBSL-300-A1 | 3"   | ---        |
| CGBSL-400-A1 | 4"   | ---        |

**FEMALE COUPLER X FEMALE NPT  
TYPE D**



CGDSL

| PART#        | SIZE | LIST PRICE |
|--------------|------|------------|
| CGDSL-200-A1 | 2"   | ---        |
| CGDSL-300-A1 | 3"   | ---        |
| CGDSL-400-A1 | 4"   | ---        |
| CGDSL-600-A1 | 6"   | ---        |

**FEMALE COUPLER X HOSE SHANK  
TYPE C**



CGCSL

| PART#          | SIZE | LIST PRICE |
|----------------|------|------------|
| CGCSL-200CR-A1 | 2"   | ---        |
| CGCSL-300CR-A1 | 3"   | ---        |
| CGCSL-400CR-A1 | 4"   | ---        |
| CGCSL-600CR-A1 | 6"   | ---        |

**DUST CAP  
TYPE DC**



CDCSL

| PART#        | SIZE | LIST PRICE |
|--------------|------|------------|
| CDCSL-200-A1 | 2"   | ---        |
| CDCSL-300-A1 | 3"   | ---        |
| CDCSL-400-A1 | 4"   | ---        |
| CDCSL-600-A1 | 6"   | ---        |

**WARNING:** This product can expose you to chemicals, including Nickel, which are known to the State of California to cause cancer. For more information, visit [www.P65Warnings.ca.gov](http://www.P65Warnings.ca.gov)

**CRIMPLOK**  
HOSE ACCESSORIES

**STAINLESS STEEL SELF LOCKING CAM & GROOVE**

- Automatic Self-Locking Arms Prevent Accidental Disconnection
- Machined multi-serrated shank with interlocking groove
- Aluminum with Brass Self Locking Arms
- 316 Stainless with Investment Cast Self-Locking Arms
- Available in sizes 2" through 6"
- 2" @250 psi 3" & 4" @150 psi 6" @75 psi
- 6" @150 psi 4 arms
- Configurations
  - Dust Cap
  - Part B
  - Part C
  - Part D

| Sample item code | Description                                     |
|------------------|---|
| CDCL-XXX-SS1     | X" DUST CAP STAINLESS CRIMPLOK 316 SELF LOCKING |
| CGBSL-XXX-SS1    | X" PART B STAINLESS CRIMPLOK 316 SELF LOCKING   |
| CGCSL-XXXCR-SS1  | X" PART C STAINLESS 316 CRIMPLOK SELF LOCKING   |
| CGDSL-XXX-SS1    | X" PART D STAINLESS CRIMPLOK 316 SELF LOCKING   |

Designed for use with Buchanan Crimp Sleeves and Interlocking Ferrules

**FEMALE COUPLER X MALE NPT  
TYPE B**



CGBSL

| PART#         | SIZE | LIST PRICE |
|---------------|------|------------|
| CGBSL-200-SS1 | 2"   | ---        |
| CGBSL-300-SS1 | 3"   | ---        |
| CGBSL-400-SS1 | 4"   | ---        |

**FEMALE COUPLER X FEMALE NPT  
TYPE D**



CGDSL

| PART#         | SIZE | LIST PRICE |
|---------------|------|------------|
| CGDSL-200-SS1 | 2"   | ---        |
| CGDSL-300-SS1 | 3"   | ---        |
| CGDSL-400-SS1 | 4"   | ---        |
| CGDSL-600-SS1 | 5"   | ---        |

**FEMALE COUPLER X HOSE SHANK  
TYPE C**



CGCSL

| PART#           | SIZE | LIST PRICE |
|-----------------|------|------------|
| CGCSL-200CR-SS1 | 2"   | ---        |
| CGCSL-300CR-SS1 | 3"   | ---        |
| CGCSL-400CR-SS1 | 4"   | ---        |

**DUST CAP  
TYPE DC**



CDCSL

| PART#         | SIZE | LIST PRICE |
|---------------|------|------------|
| CDCSL-200-SS1 | 2"   | ---        |
| CDCSL-300-SS1 | 3"   | ---        |
| CDCSL-400-SS1 | 4"   | ---        |

**WARNING:** This product can expose you to chemicals, including Nickel, which are known to the State of California to cause cancer. For more information, visit [www.P65Warnings.ca.gov](http://www.P65Warnings.ca.gov)

**CRIMPLOK ALUMINUM CAM & GROOVE COUPLINGS**

TYPE C



| PART#        | SIZE   | LIST PRICE |
|--------------|--------|------------|
| CGC-150CR-A1 | 1-1/2" | ---        |
| CGC-200CR-A1 | 2"     | ---        |
| CGC-250CR-A1 | 2-1/2" | ---        |
| CGC-300CR-A1 | 3"     | ---        |
| CGC-400CR-A1 | 4"     | ---        |
| CGC-600CR-A1 | 6"     | ---        |

TYPE E



| PART#        | SIZE   | LIST PRICE |
|--------------|--------|------------|
| CGE-150CR-A1 | 1-1/2" | ---        |
| CGE-200CR-A1 | 2"     | ---        |
| CGE-250CR-A1 | 2-1/2" | ---        |
| CGE-300CR-A1 | 3"     | ---        |
| CGE-400CR-A1 | 4"     | ---        |
| CGE-600CR-A1 | 6"     | ---        |

Project Information: For use with CRIMPLOK Ferrules CF-XXXXX-SP

**CRIMPLOK STAINLESS CAM & GROOVE COUPLINGS**

TYPE C



| PART#         | SIZE   | LIST PRICE |
|---------------|--------|------------|
| CGC-100CR-SS1 | 1"     | ---        |
| CGC-150CR-SS1 | 1-1/2" | ---        |
| CGC-200CR-SS1 | 2"     | ---        |
| CGC-300CR-SS1 | 3"     | ---        |
| CGC-400CR-SS1 | 4"     | ---        |

TYPE E



| PART#         | SIZE   | LIST PRICE |
|---------------|--------|------------|
| CGE-100CR-SS1 | 1"     | ---        |
| CGE-150CR-SS1 | 1-1/2" | ---        |
| CGE-200CR-SS1 | 2"     | ---        |
| CGE-300CR-SS1 | 3"     | ---        |
| CGE-400CR-SS1 | 4"     | ---        |

Project Information: For use with CRIMPLOK Ferrules CF-XXXXX-SS304

**WARNING:** This product can expose you to chemicals, including Nickel, which are known to the State of California to cause cancer. For more information, visit [www.P65Warnings.ca.gov](http://www.P65Warnings.ca.gov)

# HANDLES, RINGS AND PINS

## HOSE ACCESSORIES

### QUICKLOK HANDLE FOR SS AND ALUMINUM



| PART#       | SIZE     | LIST PRICE |
|-------------|----------|------------|
| HSK5-200-SS | 1-1/2-2" | ---        |
| HSK5-300-SS | 3-4"     | ---        |

### INVESTMENT CAST STAINLESS STEEL HANDLE, RING & PIN



| PART# | SIZE    | LIST PRICE |
|-------|---------|------------|
| 61452 | 3" & 4" | ---        |

### FORGED BRASS HANDLE - RING & PIN STEEL



| PART# | SIZE            | LIST PRICE |
|-------|-----------------|------------|
| 61455 | 3/4"            | ---        |
| 61451 | 1-1/4" - 2-1/2" | ---        |
| 61453 | 3" & 4"         | ---        |
| 61457 | 6"              | ---        |

### SAFETY CLIP



| PART # | SIZE            | LIST PRICE |
|--------|-----------------|------------|
| 66015  | 1-1/4" - 2-1/2" | ---        |

### HANDLE + PIN + RING BRASS

## GASKETS

### CAMLOCK GASKET EPDM



| PART#       | SIZE | LIST PRICE |
|-------------|------|------------|
| CG-200-EPDM | 2"   | ---        |
| CG-300-EPDM | 3"   | ---        |

### CAMLOCK GASKET VITON



| PART#     | SIZE | LIST PRICE |
|-----------|------|------------|
| CG-100-VI | 1    | ---        |
| CG-200-VI | 2    | ---        |
| CG-300-VI | 3    | ---        |
| CG-400-VI | 4    | ---        |

### CAMLOCK GASKET NBR



| PART#      | SIZE  | LIST PRICE |
|------------|-------|------------|
| CG-075-NBR | 3/4   | ---        |
| CG-100-NBR | 1     | ---        |
| CG-125-NBR | 1-1/4 | ---        |
| CG-150-NBR | 1-1/2 | ---        |
| CG-200-NBR | 2     | ---        |
| CG-250-NBR | 2-1/2 | ---        |
| CG-300-NBR | 3     | ---        |
| CG-400-NBR | 4     | ---        |
| CG-600-NBR | 6     | ---        |
| CG-800-NBR | 8     | ---        |

### BUNA-N GASKET



| PART# | SIZE   | LIST PRICE |
|-------|--------|------------|
| BG50  | 1/2"   | ---        |
| BG75  | 3/4"   | ---        |
| BG100 | 1"     | ---        |
| BG150 | 1-1/2" | ---        |
| BG200 | 2"     | ---        |
| BG250 | 2-1/2" | ---        |
| BG300 | 3"     | ---        |
| BG400 | 4"     | ---        |
| BG600 | 6"     | ---        |

**WARNING:** This product can expose you to chemicals, including Nickel, which are known to the State of California to cause cancer. For more information, visit [www.P65Warnings.ca.gov](http://www.P65Warnings.ca.gov)

# KING NIPPLES

HOSE ACCESSORIES

## COMBINATION NIPPLES

HOSE BARB X MALE PIPE

### STEEL HOSE NIPPLES



CNT-XXX-S

• BLACK

(BARB X MALE PIPE)

| PART #    | HOSE SIZE | LIST PRICE |
|-----------|-----------|------------|
| CNT-050-S | 1/2"      | ---        |
| CNT-075-S | 3/4"      | ---        |
| CNT-100-S | 1"        | ---        |
| CNT-125-S | 1-1/4"    | ---        |
| CNT-150-S | 1-1/2"    | ---        |
| CNT-200-S | 2"        | ---        |
| CNT-250-S | 2-1/2"    | ---        |
| CNT-300-S | 3"        | ---        |
| CNT-400-S | 4"        | ---        |
| CNT-600-S | 6"        | ---        |

1/2-2" KNURLED || 2-12/ -12" NON-KNURLED

### ZINC PLATED STEEL



CNT-XXX-SP

| PART #     | SIZE   | LIST PRICE |
|------------|--------|------------|
| CNT-050-SP | 1/2"   | ---        |
| CNT-075-SP | 3/4"   | ---        |
| CNT-100-SP | 1"     | ---        |
| CNT-125-SP | 1-1/4" | ---        |
| CNT-150-SP | 1-1/2" | ---        |
| CNT-200-SP | 2"     | ---        |
| CNT-250-SP | 2-1/2" | ---        |
| CNT-300-SP | 3"     | ---        |
| CNT-400-SP | 4"     | ---        |
| CNT-500-SP | 5"     | ---        |
| CNT-600-SP | 6"     | ---        |
| CNT-800-SP | 8"     | ---        |

### COMBINATION NIPPLE 316 STAINLESS



CNT-XXX-S316

| PART #       | SIZE   | LIST PRICE |
|--------------|--------|------------|
| CNT-050-S316 | 1/2"   | ---        |
| CNT-075-S316 | 3/4"   | ---        |
| CNT-100-S316 | 1"     | ---        |
| CNT-125-S316 | 1-1/4" | ---        |
| CNT-150-S316 | 1-1/2" | ---        |
| CNT-200-S316 | 2"     | ---        |
| CNT-250-S316 | 2-1/2" | ---        |
| CNT-300-S316 | 3"     | ---        |
| CNT-400-S316 | 4"     | ---        |

### ZINC PLATED STEEL EXPANDER & REDUCER



EXP

RED

HOSE X MIP

| PART # | SIZE          | LIST PRICE |
|--------|---------------|------------|
| 973862 | 3/4 x 1       | ---        |
| 973884 | 1 x 3/4       | ---        |
| 973863 | 1 x 1-1/4     | ---        |
| 973885 | 1-1/4 x 1     | ---        |
| 973886 | 1-1/4 x 1-1/2 | ---        |
| 973887 | 1-1/2 x 1-1/4 | ---        |
| 973864 | 1-1/2 x 2     | ---        |
| 973888 | 2 x 1-1/2     | ---        |
| 973859 | 2 x 2-1/2     | ---        |
| 973869 | 2-1/2 x 2     | ---        |
| 973866 | 3 x 4         | ---        |

WARNING: This product can expose you to chemicals, including Nickel, which are known to the State of California to cause cancer. For more information, visit [www.P65Warnings.ca.gov](http://www.P65Warnings.ca.gov)

**KING NIPPLES**

HOSE ACCESSORIES

**COMBINATION NIPPLES  
HOSE BARB X MALE PIPE**

BRASS



CNT-XXX-B

• LEAD FREE

| PART #    | SIZE   | LIST PRICE |
|-----------|--------|------------|
| CNT-075-B | 3/4"   | ---        |
| CNT-100-B | 1"     | ---        |
| CNT-125-B | 1-1/4" | ---        |
| CNT-150-B | 1-1/2" | ---        |
| CNT-200-B | 2"     | ---        |
| CNT-250-B | 2-1/2" | ---        |
| CNT-300-B | 3"     | ---        |

ALUMINUM



CNT-XXX-A

| PART #    | SIZE | LIST PRICE |
|-----------|------|------------|
| CNT-050-A | 1/2" | ---        |
| CNT-075-A | 3/4" | ---        |
| CNT-100-A | 1"   | ---        |
| CNT-200-A | 2"   | ---        |

**VICTAULIC GROOVED  
COMBINATION NIPPLES**COMBINATION NIPPLE PLAIN STEEL  
VICTAULIC GROOVED

CNG-S

| PART #    | HOSE SIZE | LIST PRICE |
|-----------|-----------|------------|
| CNG-200-S | 2"        | ---        |
| CNG-300-S | 3"        | ---        |
| CNG-400-S | 4"        | ---        |
| CNG-600-S | 6"        | ---        |

COMBINATION NIPPLE  
PLATED VICTAULIC GROOVED

| PART #     | SIZE | LIST PRICE |
|------------|------|------------|
| CNG-200-SP | 2"   | ---        |
| CNG-300-SP | 3"   | ---        |
| CNG-400-SP | 4"   | ---        |
| CNG-600-SP | 6"   | ---        |

**WARNING:** This product can expose you to chemicals, including Nickel, which are known to the State of California to cause cancer. For more information, visit [www.P65Warnings.ca.gov](http://www.P65Warnings.ca.gov)




**CRIMPLOK CRIMP UNIVERSAL FITTINGS**



| PART#       | SIZE | MAX OPERATING PSI 70F | LIST PRICE |
|-------------|------|-----------------------|------------|
| HE-050CF-SP | 1/2  | 150                   | ---        |
| HE-075CF-SP | 3/4  | 150                   | ---        |
| HE-075CR-SP | 3/4  | 150                   | ---        |
| HE-100CF-SP | 1    | 150                   | ---        |
| HE-100CR-SP | 1    | 150                   | ---        |
| HE-101CF-SP | 1    | 150                   | ----       |

**HIGH PRESSURE FEMALE STEM**



| PART#        | SIZE  | LIST PRICE |
|--------------|-------|------------|
| GJS-125CR-DP | 1-1/4 | ----       |
| GJS-150CR-DP | 1-1/2 | ----       |
| GJS-200CR-DP | 2     | ----       |
| GJS-250CR-DP | 2-1/2 | ----       |
| GJS-300CR-DP | 3     | ----       |
| GJS-400CR-SP | 4     | ----       |

**HIGH PRESSURE MALE STEM**



| PART#        | SIZE  | LIST PRICE |
|--------------|-------|------------|
| GJM-125CR-DP | 1-1/4 | ----       |
| GJM-150CR-DP | 1-1/2 | ----       |
| GJM-200CR-DP | 2     | ----       |
| GJM-250CR-DP | 2-1/2 | ----       |
| GJM-300CR-DP | 3     | ----       |
| GJM-400CR-SP | 4     | ----       |

**WARNING:** This product can expose you to chemicals, including Nickel, which are known to the State of California to cause cancer. For more information, visit [www.P65Warnings.ca.gov](http://www.P65Warnings.ca.gov)

**CRIMPLOK KING NIPPLES**

HOSE ACCESSORIES

**CRIMPLOK CRIMP COMBINATION  
NIPPLES PLATED STEEL**

| PART#        | SIZE   | LIST PRICE |
|--------------|--------|------------|
| CNT-100CR-SP | 1"     | ---        |
| CNT-125CR-SP | 1-1/4" | ---        |
| CNT-150CR-SP | 1-1/2" | ---        |
| CNT-200CR-SP | 2"     | ---        |
| CNT-250CR-SP | 2-1/2" | ---        |
| CNT-300CR-SP | 3"     | ---        |
| CNT-400CR-SP | 4"     | ---        |
| CNT-600CR-SP | 6"     | ---        |

Project Information: For use with  
CRIMPLOK Ferrules CF-XXXXX-SP

**CRIMPLOK CRIMP COMBINATION  
NIPPLES STAINLESS**

| PART#           | SIZE   | LIST PRICE |
|-----------------|--------|------------|
| CNT-100CR-SS316 | 1"     | ---        |
| CNT-125CR-SS316 | 1-1/4" | ---        |
| CNT-150CR-SS316 | 1-1/2" | ---        |
| CNT-200CR-SS316 | 2"     | ---        |
| CNT-250CR-SS316 | 2-1/2" | ---        |
| CNT-300CR-SS316 | 3"     | ---        |
| CNT-400CR-SS316 | 4"     | ---        |
| CNT-600CR-SS316 | 6"     | ---        |

Project Information: For use with  
CRIMPLOK Ferrules CF-XXXXX-SS304

**CRIMPLOK COMBINATION  
NIPPLE PLATED LONG NPT**

| PART#        | SIZE   | LIST PRICE |
|--------------|--------|------------|
| CNL-200CR-SP | 2"     | ---        |
| CNL-250CR-SP | 2-1/2" | ---        |
| CNL-300CR-SP | 3"     | ---        |
| CNL-400CR-SP | 4"     | ---        |

Project Information: For use with  
CRIMPLOK Long Ferrules CF-XXXXXL-SP

**CRIMPLOK HD COMBINATION NIPPLE  
PLATED**

| PART#        | SIZE | LIST PRICE |
|--------------|------|------------|
| CNT-400CS-SP | 4"   | ---        |
| CNT-600CS-SP | 6"   | ---        |
| CNT-800CS-SP | 8"   | ---        |

Project Information: For use with  
CRIMPLOK Sleeves CSL-XXXXX-SP

**CRIMPLOK HD COMBINATION NIPPLE  
UNPLATED**

| PART#       | SIZE | LIST PRICE |
|-------------|------|------------|
| CNT-400CS-S | 4"   | ---        |
| CNT-600CS-S | 6"   | ---        |
| CNT-800CS-S | 8"   | ---        |

Project Information: For use with  
CRIMPLOK Sleeves CSL-XXXXX-SP

**CRIMPLOK HD COMBINATION NIPPLE  
VICTAULIC PLATED**

| PART#        | SIZE | LIST PRICE |
|--------------|------|------------|
| CNG-400CS-SP | 4"   | ---        |
| CNG-600CS-SP | 6"   | ---        |
| CNG-800CS-SP | 8"   | ---        |

Project Information: For use with  
CRIMPLOK Sleeves CSL-XXXXX-SP

**CRIMPLOK HD COMBINATION NIPPLE  
VICTAULIC UNPLATED**

| PART#       | SIZE | LIST PRICE |
|-------------|------|------------|
| CNG-400CS-S | 4"   | ---        |
| CNG-600CS-S | 6"   | ---        |
| CNG-800CS-S | 8"   | ---        |

Project Information: For use with  
CRIMPLOK Sleeves CSL-XXXXX-SP

**WARNING:** This product can expose you to chemicals, including Nickel, which are known to the State of California to cause cancer. For more information, visit [www.P65Warnings.ca.gov](http://www.P65Warnings.ca.gov)

# CRIMPLOK KING NIPPLES

HOSE ACCESSORIES

## CRIMPLOK CRIMP VICTAULIC COMBINATION NIPPLES PLATED STEEL



| PART#        | SIZE | LIST PRICE |
|--------------|------|------------|
| CNG-200CR-SP | 2"   | ---        |
| CNG-300CR-SP | 3"   | ---        |
| CNG-400CR-SP | 4"   | ---        |
| CNG-600CR-SP | 6"   | ---        |

Project Information: For use with CRIMPLOK Ferrules CF-XXXXX-SP

## CRIMPLOK CRIMP VICTAULIC COMBINATION NIPPLES STAINLESS



| PART#           | SIZE   | LIST PRICE |
|-----------------|--------|------------|
| CNG-200CR-SS316 | 2"     | ---        |
| CNG-250CR-SS316 | 2-1/2" | ---        |
| CNG-300CR-SS316 | 3"     | ---        |
| CNG-400CR-SS316 | 4"     | ---        |

Project Information: For use with CRIMPLOK Ferrules CF-XXXXX-SS304

## CRIMPLOK FIXED FLANGE NIPPLE STEEL 125 - 150#



| PART#        | SIZE | LIST PRICE |
|--------------|------|------------|
| CNFL-200CR-S | 2"   | ---        |
| CNFL-300CR-S | 3"   | ---        |
| CNFL-400CR-S | 4"   | ---        |
| CNFL-600CR-S | 6"   | ---        |

Project Information: For use with CRIMPLOK Ferrules CF-XXXXX-SP  
Stainless Steel available - add S316 to part #

## CRIMPLOK CRIMP TURNBACK COMBINATION NIPPLES STEEL



| PART#        | SIZE | LIST PRICE |
|--------------|------|------------|
| CNTB-200CR-S | 2"   | ---        |
| CNTB-300CR-S | 3"   | ---        |
| CNTB-400CR-S | 4"   | ---        |
| CNTB-600CR-S | 6"   | ---        |

Project Information: For use with CRIMPLOK Ferrules CF-XXXXX-SP

## CRIMPLOK CRIMP TURN BACK NIPPLES STAINLESS



| PART#            | SIZE | LIST PRICE |
|------------------|------|------------|
| CNTB-200CR-SS316 | 2"   | ---        |
| CNTB-300CR-SS316 | 3"   | ---        |
| CNTB-400CR-SS316 | 4"   | ---        |
| CNTB-600CR-SS316 | 6"   | ---        |

Project Information: For use with CRIMPLOK Ferrules CF-XXXXX-SS304

## CRIMPLOK CRIMP SQUARE CUT COMBINATION NIPPLES UNPLATED



| PART#         | SIZE | LIST PRICE |
|---------------|------|------------|
| CNSC-300CR-SP | 3"   | ---        |
| CNSC-400CR-SP | 4"   | ---        |

Project Information: For use with CRIMPLOK Ferrules CF-XXXXX-SP

## CRIMPLOK FIXED FLANGE NIPPLE STAINLESS STEEL 125 - 150#



| PART#            | SIZE | LIST PRICE |
|------------------|------|------------|
| CNFL-200CR-SS316 | 2"   | ---        |
| CNFL-300CR-SS316 | 3"   | ---        |
| CNFL-400CR-SS316 | 4"   | ---        |
| CNFL-600CR-SS316 | 6"   | ---        |

Project Information: For use with CRIMPLOK Ferrules CF-XXXXX-SP

WARNING: This product can expose you to chemicals, including Nickel, which are known to the State of California to cause cancer. For more information, visit [www.P65Warnings.ca.gov](http://www.P65Warnings.ca.gov)

**HOSE MENDERS**  
HOSE ACCESSORIES

# HOSE MENDERS

**MENDER PLAIN STEEL**

HM-S



| PART #   | HOSE SIZE | LIST PRICE |
|----------|-----------|------------|
| HM-050-S | 1/2"      | ---        |
| HM-075-S | 3/4"      | ---        |
| HM-100-S | 1"        | ---        |
| HM-125-S | 1-1/4"    | ---        |
| HM-150-S | 1-1/2"    | ---        |
| HM-200-S | 2"        | ---        |
| HM-300-S | 3"        | ---        |
| HM-600-S | 6"        | ---        |

**316 STAINLESS STEEL HOSE MENDER**



| PART #    | SIZE   | LIST PRICE |
|-----------|--------|------------|
| ME-050-SS | 1/2"   | ---        |
| ME-075-SS | 3/4"   | ---        |
| ME-100-SS | 1"     | ---        |
| ME-125-SS | 1-1/4" | ---        |
| ME-150-SS | 1-1/2" | ---        |
| ME-200-SS | 2"     | ---        |
| ME-250-SS | 2-1/2" | ----       |
| ME-300-SS | 3"     | ----       |
| ME-400-SS | 4"     | ----       |

**MENDER PLATED STEEL**



| PART #    | SIZE   | LIST PRICE |
|-----------|--------|------------|
| HM-038-SP | 3/8"   | ---        |
| HM-050-SP | 1/2"   | ---        |
| HM-063-SP | 5/8"   | ---        |
| HM-075-SP | 3/4"   | ---        |
| HM-100-SP | 1"     | ---        |
| HM-125-SP | 1-1/4" | ---        |
| HM-150-SP | 1-1/2" | ---        |
| HM-200-SP | 2"     | ---        |
| HM-250-SP | 2-1/2" | ---        |
| HM-300-SP | 3"     | ---        |
| HM-400-SP | 4"     | ---        |
| HM-600-SP | 6"     | ---        |

**BRASS HOSE MENDER**



• LEAD FREE

| PART #   | SIZE | LIST PRICE |
|----------|------|------------|
| ME-075-B | 3/4" | ---        |
| ME-100-B | 1"   | ---        |

**WARNING:** This product can expose you to chemicals, including Nickel, which are known to the State of California to cause cancer. For more information, visit [www.P65Warnings.ca.gov](http://www.P65Warnings.ca.gov)

# UNIVERSAL COUPLINGS

## HOSE ACCESSORIES

# UNIVERSAL COUPLING

### MALE NPT ENDS

- Twist claw/ universal/ chicago



- Malleable iron
- ISO PSI

ME-XXX-SP

Safety clip included

| PART #    | SIZE | LIST PRICE |
|-----------|------|------------|
| ME-025-SP | 1/4" | ---        |
| ME-038-SP | 3/8" | ---        |
| ME-050-SP | 1/2" | ---        |
| ME-075-SP | 3/4" | ---        |
| ME-100-SP | 1"   | ---        |

### WASHER



| PART # | LIST PRICE |
|--------|------------|
| 66000  | ---        |

### FEMALE NPT ENDS



Safety clip included

| PART #    | SIZE   | LIST PRICE |
|-----------|--------|------------|
| FE-025-SP | 1/4"   | ---        |
| FE-038-SP | 3/8"   | ---        |
| FE-050-SP | 1/2"   | ---        |
| FE-075-SP | 3/4"   | ---        |
| FE-100-SP | 1"     | ---        |
| FE-125-SP | 1-1/4" | ---        |
| FE-150-SP | 1-1/2" | ---        |
| FE-200-SP | 2"     | ---        |

### HOSE END



SEE CRIMPLOK SECTION

HE-XXX-SP

Safety clip included

| PART #    | SIZE | LIST PRICE |
|-----------|------|------------|
| HE-038-SP | 3/8" | ---        |
| HE-050-SP | 1/2" | ---        |
| HE-075-SP | 3/4" | ---        |
| HE-100-SP | 1"   | ---        |

### TRIPLE CONNECTIONS



UW-300-SP

| PART #    | LIST PRICE |
|-----------|------------|
| UW-300-SP | ---        |

### UNIVERSAL BLANK END



ISO PSI

| PART #    | SIZE | LIST PRICE |
|-----------|------|------------|
| BE-300-SP |      | ---        |

**WARNING:** This product can expose you to chemicals, including Nickel, which are known to the State of California to cause cancer. For more information, visit [www.P65Warnings.ca.gov](http://www.P65Warnings.ca.gov)

**GROUND JOINT COUPLINGS/ ALUMINUM SHORT SHANKS**

HOSE ACCESSORIES

**2 BOLT HIGH PRESSURE CLAMP**

| PART #      | HOSE ID | CLAMP RANGE     | MAX BOLT TORQUE | LIST PRICE |
|-------------|---------|-----------------|-----------------|------------|
| BC2-075A-DP | 3/4"    | 1-5/32"-1-9/32" | 21FT LBS        | ---        |
| BC2-075C-DP | 3/4"    | 1-5/16"-1-1/2"  | 21FT LBS        | ---        |

**4 BOLT HIGH PRESSURE CLAMP**

| PART #      | HOSE ID | CLAMP RANGE       | MAX BOLT TORQUE | LIST PRICE |
|-------------|---------|-------------------|-----------------|------------|
| BC4-100B-DP | 1"      | 1.53-1.72         | 21FT LBS        | ---        |
| BC4-125-DP  | 1-1/4"  | 2.06-2.25         | 40FT LBS        | ---        |
| BC4-200A-DP | 2"      | 2-11/32"-2-17/32" | 60FT LBS        | ---        |
| BC4-200-DP  | 2-1/2"  | 3-3/32"-3-7/16"   | 60FT LBS        | ---        |

**HIGH PRESSURE MALE STEM**

| PART # | LIST | SIZE  | PART #     | LIST PRICE |
|--------|------|-------|------------|------------|
| 73043  |      | 1/2   | GJM-050-SP | ---        |
| 73044  |      | 3/4   | GJM-075-SP | ---        |
| 73045  |      | 1     | GJM-100-SP | ---        |
| 73046  |      | 1-1/4 | GJM-125-DP | ---        |

**SHORT SHANK ALUMINUM SET NPS**

| PART #    | SIZE | LIST PRICE |
|-----------|------|------------|
| PL-200-AD | 2    | ---        |
| PL-300-AD | 3    | ---        |

**FEMALE END**

| PART #    | SIZE | LIST PRICE |
|-----------|------|------------|
| PF-200-AD | 2    | ---        |
| PF-300-AD | 3    | ---        |

**MALE END**

| PART #   | SIZE | LIST PRICE |
|----------|------|------------|
| PM-200-A | 2    | ---        |
| PM-300-A | 3    | ---        |

**WARNING:** This product can expose you to chemicals, including Nickel, which are known to the State of California to cause cancer. For more information, visit [www.P65Warnings.ca.gov](http://www.P65Warnings.ca.gov)

# STRAINERS/ NOZZLES

## HOSE ACCESSORIES

### LARGE SAFETYCHECK FOR HOSE/ HOSE AND HOSE/TOOL



HOSE TO HOSE

| PART # | SIZE                     | LIST PRICE |
|--------|--------------------------|------------|
| WHIP-L | 1-1/2" HOSE, 37" LONG    | ---        |
| WHIP-S | 1/2-1-1/4" HOSE 22" LONG | ---        |

### FOOT VALVE



| PART #    | SIZE | LIST PRICE |
|-----------|------|------------|
| FV-200-DP | 2    | ---        |
| FV-300-DP | 3    | ---        |
| FV-400-DP | 4    | ---        |
| FV-600-DP | 6    | ---        |

### STRAINER ROUND HOLE



| PART #    | SIZE  | LIST PRICE |
|-----------|-------|------------|
| SR-200-SP | 2     | ---        |
| SR-250-SP | 2-1/2 | ---        |
| SR-300-SP | 3     | ---        |
| SR-400-SP | 4     | ---        |
| SR-600-SP | 6     | ---        |
| SR-800-SP | 8     | ---        |

### STRAINER ROUND HOLE LONG THIN



| PART #    | SIZE | LIST PRICE |
|-----------|------|------------|
| SL-200-SP | 2    | ---        |
| SL-300-SP | 3    | ---        |

### STRAINER BOTTOM HOLE



| PART #    | SIZE | STRAINER HOSE SIZE | LIST PRICE |
|-----------|------|--------------------|------------|
| SB-200-SP | 2    |                    | ---        |
| SB-300-SP | 3    |                    | ---        |

### STRAINER STRAINER BOTTOM HOLE



| PART #        | SIZE | LIST PRICE |
|---------------|------|------------|
| SCR-300-SS304 | 3    | ---        |
| SCR-400-SS304 | 4    | ---        |

### PLASTIC FOG NOZZLE GHT



| PART # | SIZE | LIST PRICE |
|--------|------|------------|
| FN-075 | 3/4  | ---        |

### PLASTIC FOG NOZZLE NPS



| PART # | SIZE  | LIST PRICE |
|--------|-------|------------|
| FN-100 | 1     | ---        |
| FN-150 | 1-1/2 | ---        |
| FN-200 | 2     | ---        |

### GREEN ABS FOG NOZZLE GHT



| PART #  | SIZE | LIST PRICE |
|---------|------|------------|
| FN-075G | 3/4  | ---        |

**WARNING:** This product can expose you to chemicals, including Nickel, which are known to the State of California to cause cancer. For more information, visit [www.P65Warnings.ca.gov](http://www.P65Warnings.ca.gov)

**FIRE HOSE FITTINGS**

HOSE ACCESSORIES

**FIRE HOSE FITTINGS****HYDRANT ADAPTERS - BRASS**

| PART # | DESCRIPTION             | LIST PRICE |
|--------|-------------------------|------------|
| 444000 | 2-1/2" NST x 3/4" GHT   | ---        |
| 444001 | 2-1/2" NST x 3/4" NPT   | ---        |
| 444002 | 2-1/2" NST x 1" NPT     | ---        |
| 444005 | 2-1/2" NST x 1-1/2" NPT | ---        |
| 444007 | 2-1/2" NST x 2" NPSH    | ---        |
| 444008 | 2-1/2" NST x 2" NPT     | ---        |
| 444006 | 2-1/2" NST x 1-1/2" NST | ---        |

**FEMALE TO MALE HEX ADAPTER - BRASS**

| PART # | FEMALE X MALE            | LIST PRICE |
|--------|--------------------------|------------|
| 444021 | 1-1/2" NST x 1-1/2" NPSH | ---        |
| 444023 | 1-1/2" NPT x 1-1/2" NPSH | ---        |
| 444020 | 1-1/2" NST x 1-1/2" NPT  | ---        |
| 444318 | 2 NPT x 2-1/2" NST       | ---        |
| 444026 | 2-1/2" NST x 2-1/2" NPT  | ---        |

**DOUBLE MALE HEX NIPPLE - BRASS**

| PART # | DESCRIPTION              | LIST PRICE |
|--------|--------------------------|------------|
| 444042 | 1-1/2" NPT x 1-1/2" NPSH | ---        |
| 444040 | 1-1/2" NPT x 1-1/2" NST  | ---        |
| 444048 | 2" NPT x 2-1/2" NST      | ---        |
| 444045 | 2-1/2" NPT x 2-1/2" NST  | ---        |
| 444049 | 3" NPT x 2-1/2" NST      | ---        |

**MALE SWIVEL ADAPTER - BRASS W/ LUGS**

| PART # | DESCRIPTION FEMALE X MALE | LIST PRICE |
|--------|---------------------------|------------|
| 444111 | 2-1/2" NST x 2" NPT       | ---        |
| 444112 | 2-1/2" NST x 2-1/2" NPT   | ---        |
| 444113 | 2-1/2" NST x 3" NPT       | ---        |

**BRASS NOZZLE**

| PART #   | PIPE   | LIST PRICE |
|----------|--------|------------|
| HN-075-B | 3/4"   | ---        |
| HN-100-B | 1"     | ---        |
| HN-125-B | 1-1/4" | ---        |
| HN-250-B | 2-1/2" | ----       |

**WARNING:** This product can expose you to chemicals, including Nickel, which are known to the State of California to cause cancer. For more information, visit [www.P65Warnings.ca.gov](http://www.P65Warnings.ca.gov)



# HAMMER UNIONS

## HOSE ACCESSORIES

# HAMMER UNIONS

FIG 100

Economical and for use in water, oil and gas low pressure applications up to 1,000 PSI CWP. Color coded with Yellow subs and Black nut.



| PART#           | SIZE | LIST PRICE |
|-----------------|------|------------|
| HAM100-200-SET  | 2"   | ----       |
| HAM100-300-SET  | 3"   | ----       |
| HAM100-400-SET  | 4"   | ----       |
| HAM100-600-SET  | 6"   | ----       |
| HAM100-800-SET  | 8"   | ----       |
| HAM100-1000-SET | 10"  | ----       |

FIG 200/ 206

Medium pressure for use in water, oil and gas applications up to 2,000 PSI CWP. Color coded with Grey subs and Blue Nut. The O-Ring in the Male Sub of the FIG206 spec provides greater sealing and protects metal-to-metal seal against corrosion.



| PART# FIG 200  | SIZE | LIST PRICE |
|----------------|------|------------|
| HAM200-100-SET | 1"   | ----       |
| HAM200-200-SET | 2"   | ----       |
| HAM200-300-SET | 3"   | ----       |
| HAM200-400-SET | 4"   | ----       |
| HAM200-500-SET | 5"   | ----       |
| PART# FIG 206  |      |            |
| HAM206-200-SET | 2"   | ----       |
| HAM206-300-SET | 3"   | ----       |
| HAM206-400-SET | 4"   | ----       |
| HAM206-500-SET | 5"   | ----       |
| HAM206-600-SET | 6"   | ----       |
| HAM206-800-SET | 8"   | ----       |

# CRIMPLOK HAMMER UNIONS

## HAMMER UNION

Our hose barb union is constructed of high quality forged steel. The integral hose shank is featured on both the male and female subs. Both time and money is saved by combining the unions with the integral shanks. No more welding hammer unions to combination nipples. Fig100 (black nut) configurations for dewatering applications and fig 200/206 (blue nut) configurations for Frac and Steam applications where a gasket seal is preferred. The union end connection is interchangeable with all major hammer union manufacturers products



| PART#            | SIZE | LIST PRICE |
|------------------|------|------------|
| HAM100-400CR-SET | 4"   | ----       |
| HAM100-600CR-SET | 6"   | ----       |








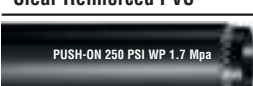



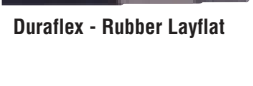
**WARNING:** This product can expose you to chemicals, including Nickel, which are known to the State of California to cause cancer. For more information, visit [www.P65Warnings.ca.gov](http://www.P65Warnings.ca.gov)

**BUCHANAN HOSE**








# HOSE INFORMATION

## HOSE ACCESSORIES

| PRODUCT   | DESCRIPTION   | APPLICATION  | PRESSURE       | SIZES         | TEMPERATURE                        |
|---|---|--|----------------|---------------|------------------------------------|
| <b>Air Hoses - Also Available: Montana, Hi-Temp Steelflex Air, Oroflex Air, Oroflex 20, Duraflex 20 &amp; Hot Air Blower</b>  |   |  |                |               |                                    |
|    | Yellow cut and abrasion resistant cover with blue stripe. Tube is oil resistant synthetic rubber.   | A superior quality mining, construction and industrial hose.   | 400 PSI        | 1/2" - 4"     | -35°C to +80°C<br>-30°F to +180°F  |
| <b>Super Service Air</b>  |   |  |                |               |                                    |
|    | Yellow cut and abrasion resistant rubber cover with oil mist resistant synthetic rubber tube.   | For mining, construction, and industrial use.  | 250 - 300 PSI  | 1/2" - 4"     | -35°C to +80°C<br>-30°F to +180°F  |
| <b>Contractors Air</b>  |   |  |                |               |                                    |
|    | Yellow cut and abrasion resistant cover with red stripe. Tube is oil resistant synthetic rubber.  | High pressure steel reinforced air service for mining, construction and industrial use. More resistant to external abuse than textile air hose. Mandrel built.   | 400 - 1000 PSI | 1/2" - 4"     | -35°C to +80°C<br>-30°F to +180°F  |
| <b>Steelflex Air</b>  |   |  |                |               |                                    |
|    | Smooth Yellow cut and abrasion resistant rubber cover with oil mist resistant synthetic rubber tube.  | An economical air hose for jackhammer and other uses on construction sites. Also for general industrial use.   | 300 PSI        | 3/4"          | -35°C to +80°C<br>-30°F to +180°F  |
| <b>Jackhammer</b>   |   |  |                |               |                                    |
| <b>General Purpose - Also Available: General Purpose, Urethane General Purpose &amp; Self Storing Air</b>   |   |  |                |               |                                    |
|    | Red, oil, grease, weather and abrasion resistant nitrile/pvc cover with nitrile tube.   | A premium quality long length hose for petroleum based fluids, lubricating oils, air, hot water and some chemical solutions.   | 250 - 300 PSI  | 1/4" - 1 1/2" | -32°C to +85°C<br>-25°F to +185°F  |
| <b>Premium General Purpose - Non Conductive</b>   |   |  |                |               |                                    |
|    | Smooth red abrasion and weather resistant EPDM synthetic rubber tube and cover.   | Air, water, agricultural spray solutions, and other dilute chemicals. Excellent resistance to heat and weathering. Also resists animal fats, vegetable oils and Methyl Ethyl Ketone.   | 150 - 250 PSI  | 1/4" - 2"     | -30°C to +93°C<br>-20°F to +200°F  |
| <b>EPDM General Purpose</b>   |   |  |                |               |                                    |
|   | Clear smooth PVC.   | An economical FDA quality hose for handling air, water, oil, mild chemicals, and alkalis. Clear wall allows visual inspection of product. 3A/USDA/NSF-51 Compliant.  | 65 - 250 PSI   | 3/16" - 2"    | -5°C to +65°C<br>+25°F to +150°F   |
| <b>Clear Reinforced PVC</b>   |   |  |                |               |                                    |
|    | Black, Grey, Red, Blue, or Yellow oil, weather and abrasion resistant nitrile/pvc cover with nitrile tube.  | Transmission of most petroleum-based hydraulic fluids, mineral oil, diesel fuel, engine coolant solutions, agricultural sprays and a wide range of chemical solutions.   | 250 - 300 PSI  | 1/4" - 3/4"   | -32°C to +80°C<br>-25°F to +180°F  |
| <b>Push On</b>  |   |  |                |               |                                    |
|    | Blue weather and oil resistant synthetic rubber specially compounded for arctic service featuring a static wire.  | A premium general purpose hose for conveying air, water, petroleum products and some chemicals under arctic conditions.  | 300 PSI        | 1/2" - 2"     | -54°C to +65°C<br>-65°F to +150°F  |
| <b>Arctic General Purpose</b>   |   |  |                |               |                                    |
| <b>Water Discharge - Also Available: H.D Water Discharge, Garden Hose, High Pressure Water Discharge, Papermill, Packers Washdown, White Sanitary &amp; Single Jacket Industrial Mill</b> |   |  |                |               |                                    |
|    | Black abrasion, weather and oil resistant nitrile rubber cover with oil resistant nitrile rubber tube.  | A lightweight high pressure, extremely strong hose for general water and oil discharge, and for some chemicals.  | 150 - 200 PSI  | 1 1/2" - 8"   | -20°C to +80°C<br>0°F to +180°F    |
| <b>Oroflex 10 Layflat</b>   |   |  |                |               |                                    |
|    | Black abrasion, weather and oil resistant nitrile rubber.   | This is a lightweight high pressure, extremely strong hose for general water discharge service. Ideal for rental service where long life and competitive pricing is paramount. Its compact characteristics make this an ideal hose for use with portable pumps. Especially suited for pumping oily contaminated water. | 150 - 200 PSI  | 2" - 6"       | -20°C to +80°C<br>0°F to +180°F    |
| <b>Duraflex - Rubber Layflat</b>  |   |  |                |               |                                    |
|    | Smooth cover blue and black (also wrapped version) oil resistant synthetic rubber cover. One high tensile steel braid with oil resistant synthetic rubber tube. | Extremely flexible, compact hose for use on pressure washers with working pressures up to 3000 psi. Available in 4500 psi, 250°F.  | 3000 PSI       | 3/8"          | -29°C to +100°C<br>-20°F to +212°F |
| <b>Pressure Washer</b>  |   |  |                |               |                                    |

# HOSE INFORMATION

## HOSE ACCESSORIES

| PRODUCT  | DESCRIPTION  | APPLICATION  | PRESSURE                    | SIZES        | TEMPERATURE                       |
|--|--|--|-----------------------------|--------------|-----------------------------------|
| <b>Water Discharge - Also Available: H.D Water Discharge, Garden Hose, High Pressure Water Discharge, Papermill, Packers Washdown &amp; White Sanitary</b> |  |  |                             |              |                                   |
|   | Blue, Brown or Green PVC impregnation.   | Light (Blue) to Heavy (Brown and Green) duty layflat hose for portable pump and irrigation use.  | 30 - 150 PSI                | 3/4" - 12"   | -10°C to +60°C<br>+15°F to +140°F |
| <b>PVC Layflat</b>   |  |  |                             |              |                                   |
|   | Black abrasion and weather resistant synthetic rubber cover with synthetic rubber tube.  | A lightweight water discharge hose which is ideal for use with portable pumps, and general water discharge service.  | 75 - 100 PSI                | 1 1/4" - 12" | -35°C to +80°C<br>-30°F to +180°F |
| <b>Contractors and Contractors Plus Water Discharge</b>  |  |  |                             |              |                                   |
|   | Black abrasion and weather resistant synthetic rubber cover with synthetic rubber tube.  | For use on construction sites and general water service.   | 150 - 300PSI                | 1/2" - 1"    | -35°C to +80°C<br>-30°F to +180°F |
| <b>Contractors Water Discharge - Industrial Garden Hose</b>  |  |  |                             |              |                                   |
| <b>Water Suction - Also Available: EPDM Aggie Water S &amp; D</b>  |  |  |                             |              |                                   |
|   | A hose constructed with extra soft PVC, a feature that ensures greater flexibility and ease of handling at very low temperatures. Also available with static wire. | Can be used for light oil, grease and animal fat suction. It can also be used in more general applications where great flexibility is required at very low temperatures.   | 35 - 70 PSI<br>29" HG       | 2" - 6"      | -40°C to +60°C<br>-40°F to +140°F |
| <b>Superflex</b>   |  |  |                             |              |                                   |
|   | Black smooth abrasion and weather resistant synthetic rubber.  | A heavy duty wire reinforced rubber suction hose for construction, quarries and general use.   | 50 - 200 PSI<br>29" HG      | 3/4" - 12"   | -30°C to +80°C<br>-22°F to +180°F |
| <b>Rubber Water S &amp; D</b>  |  |  |                             |              |                                   |
|    | Clear abrasion and weather resistant extra soft low temperature PVC with blue helix  | An economical, flexible hose for construction pumps, septic tank & marine pump-out service. Resistant to some chemicals, mild acids & alkalis. Consult us for recommendations. Soft low temperature compounds allow for increased flexibility.                     | 25 - 45 PSI<br>29" HG       | 3/4" - 6"    | -40°C to +65°C<br>-40°F to +150°F |
| <b>Saturn Water S &amp; D</b>  |  |  |                             |              |                                   |
|   | Clear abrasion and weather resistant PVC.  | An economical, flexible hose for construction pumps, septic tank & marine pump-out service. Resistant to some chemicals, mild acids & alkalis. Consult us for recommendations.   | 25 - 90 PSI<br>28 - 29" HG  | 3/4" - 8"    | -20°C to +65°C<br>-5°F to +150°F  |
| <b>Saturn Green PVC Water S &amp; D</b>  |  |  |                             |              |                                   |
|   | Clear abrasion and weather resistant extra soft PVC.   | An economical, flexible hose for construction pumps, septic tank & marine pump-out service. Resistant to some chemicals, mild acids & alkalis. Consult us for recommendations. Specially formulated compounds allow for increased flexibility at low temperatures. | 35 - 90 PSI<br>29" HG       | 3/4" - 6"    | -40°C to +65°C<br>-40°F to +150°F |
| <b>Saturn Low Temperature PVC Water S &amp; D</b>  |  |  |                             |              |                                   |
|   | Clear abrasion and weather resistant PVC.  | An economical, flexible hose for construction pumps, septic tank & irrigation lines. Resistant to some chemicals, mild acids & alkalis. Consult us for recommendations.  | 15 - 45 PSI<br>26 - 29" HG  | 1" - 12"     | -40°C to +65°C<br>-40°F to +150°F |
| <b>Saturn Grey PVC Water S &amp; D</b>   |  |  |                             |              |                                   |
|   | Clear abrasion and weather resistant PVC with high tensile synthetic yarn reinforcement.   | Good for both suction and discharge applications, this heavy duty hose can be used for rental/construction pumping as well as fish suction hose.   | 40 - 110 PSI<br>28 - 29" HG | 2" - 10"     | -23°C to +65°C<br>-10°F to +150°F |
| <b>Textile Reinforced S &amp; D</b>  |  |  |                             |              |                                   |
|   | Clear abrasion and weather resistant PVC with white helix.   | An economical, flexible hose for construction pumps, septic tank & marine pump-out service. Can also be used in air seeder applications.   | 35 - 90 PSI                 | 3/4" - 8"    | -20°C to +65°C<br>-4°F to +150°F  |
| <b>Saturn White PVC Water Suction and Discharge Hose</b>   |  |  |                             |              |                                   |











# HOSE INFORMATION

## HOSE ACCESSORIES

| PRODUCT  | DESCRIPTION  | APPLICATION   | PRESSURE              | SIZES       | TEMPERATURE                        |
|--|--|---|-----------------------|-------------|------------------------------------|
| <b>Water Suction - Also Available: EPDM Aggie Water S &amp; D</b>  |  |   |                       |             |                                    |
|   | Green polypropylene and Black EPDM.  | Agricultural suction, general industrial use where high working pressures are not required.   | 22 - 50 PSI<br>29" HG | 1 1/2" - 6" | -40°C to +60°C<br>-40°F to +140°F  |
| <b>EPDM Water Suction</b>  |  |   |                       |             |                                    |
| <b>Steam - Also Available: Textile Steam</b>   |  |   |                       |             |                                    |
|   | Red, heat, weather and abrasion resistant EPDM synthetic rubber tube and cover.  | An extremely flexible steel reinforced hose for use with saturated steam at pressures to 250 PSI.   | 250 PSI               | 1/2" - 3"   | -40°C to +210°C<br>-40°F to +406°F |
| <b>Steam 250</b>   |  |   |                       |             |                                    |
|   | Red abrasion resistant EPDM cover with Chlorobutyl synthetic rubber tube.  | An extremely flexible steel reinforced hose for use with saturated steam at pressures to 250 PSI. Chlorobutyl tube has a low permeation factor resulting in resistance to popcorning of tube.   | 250 PSI               | 1/2" - 2"   | -40°C to +210°C<br>-40°F to +406°F |
| <b>CB Steam 250</b>  |  |   |                       |             |                                    |
| <b>Petroleum - Also Available: Agricultural Farm Tank, Tank Truck Drop, SAE100R4, W187 Vapour Recovery &amp; Hot Tar &amp; Asphalt</b> |  |   |                       |             |                                    |
|   | Black, abrasion, gasoline and oil resistant synthetic rubber with blue stripe.   | An all purpose petroleum suction and discharge hose for use with gasoline, kerosene, diesel, oil suspensions and emulsions. May also be used as hydraulic return line and suction.  | 150 PSI<br>29" HG     | 3/4" - 6"   | -35°C to +93°C<br>-30°F to +200°F  |
| <b>Tank Truck</b>  |  |   |                       |             |                                    |
|   | Black, abrasion, gasoline and oil resistant synthetic rubber with blue stripe and pressure.                            | An all purpose petroleum suction and discharge hose for use with gasoline, kerosene, diesel, oil suspensions and emulsions up to 250 PSI. May also be used as hydraulic return line and suction.  | 250 PSI               | 2" - 6"     | -35°C to +93°C<br>-30°F to +200°F  |
| <b>Super Black 250</b>   |  |   |                       |             |                                    |
|   | Blue weather and oil resistant synthetic rubber specially compounded for arctic service. Corrugated with white stripe. | Specially designed to remain flexible while handling a wide range of petroleum products, including gasoline and diesel under arctic conditions.   | 150 PSI               | 1 1/2" - 6" | -54°C to +90°C<br>-65°F to +195°F  |
| <b>LW Arctic Superflex 150 Petroleum</b>   |  |   |                       |             |                                    |
|   | Black, abrasion and oil resistant synthetic rubber with red stripe.  | Specially designed for conveying hot oil and/or Glycol at temperatures up to 120°C (250°F).   | 150 PSI               | 2" - 4"     | up to +120°C<br>250°F              |
| <b>H.O.T Oil Tank Truck</b>  |  |   |                       |             |                                    |
|   | Black, abrasion, gasoline and oil resistant synthetic rubber with green stripe.  | An all purpose lightweight and flexible petroleum suction and discharge hose for use with gasoline, kerosene, diesel, oil suspensions and emulsions. May also be used as hydraulic return line and suction.   | 150 PSI               | 2" - 6"     | -40°C to +93°C<br>-40°F to +200°F  |
| <b>LW Petroleum Tank 150</b>   |  |   |                       |             |                                    |
|   | Red, heat, oil and weather resistant Neoprene cover with nitrile tube.   | For handling a wide range of petroleum products, including gasoline, as well as a number of chemical solutions.   | 150 - 200 PSI         | 3/4" - 4"   | -35°C to +88°C<br>-30°F to +190°F  |
| <b>Petroleum Discharge</b>   |  |   |                       |             |                                    |
|   | Black, heat, oil and weather resistant Neoprene.   | For handling a wide range of petroleum products, including gasoline, as well as a number of chemical solutions.   | 250 PSI               | 2" - 6"     | -35°C to +88°C<br>-30°F to +190°F  |
| <b>Petroleum Discharge 250</b>   |  |   |                       |             |                                    |
|   | Orange PVC helix with high tensile synthetic yarn reinforcement and built in static wire.                              | For use as a tank truck gravity drop hose. Also for use with oil, fuel and grease transfer, oil slurry, hydrocarbons and animal fat handling. Features an external helix that protects the hose cover as well as enabling the hose to slide over rough surface. | 65 - 70 PSI<br>28" HG | 2" - 4"     | -29°C to +65°C<br>-20°F to +150°F  |
| <b>Petroleum Drop Hose</b>   |  |   |                       |             |                                    |

# HOSE INFORMATION









## HOSE ACCESSORIES

| PRODUCT   | DESCRIPTION   | APPLICATION   | PRESSURE              | SIZES                | TEMPERATURE                        |
|---|---|---|-----------------------|----------------------|------------------------------------|
| <b>Petroleum</b> - Also Available: <i>Agricultural Farm Tank, Tank Truck Drop, SAE100R4, W187 Vapour Recovery &amp; Hot Tar &amp; Asphalt</i>       |   |   |                       |                      |                                    |
|    | Green PVC Helix with polyurethane cover. BDROP is clear wall for flow visibility and BDROPB is black with added UV resistance.                  | For use as a tank truck gravity drop hose with biofuel, gasoline, diesel and ethanol. Lightweight and flexible with exposed pvc helix making it very user friendly.   | 65 PSI                | 3" - 4"              | -40°C to +65°C<br>-40°F to +150°F  |
| <b>Urethane Bio-Drop Fuel Hose</b>  |   |   |                       |                      |                                    |
|    | Convuluted yellow helix.  | Vapour recovery from petroleum transfer operations. Embedded static wire serves to dissipate static electricity.<br>NOT SUITABLE FOR CONVEYING LIQUIDS  | 9 - 17 PSI            | 2" - 4"              | -40°C to +65°C<br>-40°F to +150°F  |
| <b>Vapour Thane Dust &amp; Vapour Recovery Hose</b>   |   |   |                       |                      |                                    |
| <b>Material Handling</b> - Also Available: <i>Tan Bulkmaster, Furnace Door Cooling, Concrete Boom, Concrete Placement &amp; Bulkmaster Hardwall</i> |   |   |                       |                      |                                    |
|    | Thick black corrugated abrasion and weather resistant synthetic blend cover. Red 3/8" thick super abrasion resistant natural rubber tube.       | Primarily designed for handling abrasive slurries in mines and quarries. Can also be used for dry material handling of sand, gravel, grain, slag, and other such materials. External re-usable bolt on flanges allow for ease of installation, and uninterrupted free flow. | 150 PSI<br>30" HG     | 3" - 12"             | -40°C to +80°C<br>-40°F to +180°F  |
| <b>Aztec</b>  |   |   |                       |                      |                                    |
|    | Black abrasion and weather resistant synthetic rubber cover with black abrasion resistant natural rubber tube. Green stripe on 1/4" thick tube. | Dry bulk discharge including limestone, ground silica, chalk, dry cement, fertilizer etc. May also be used for wet abrasive applications.   | 75 PSI                | 3" - 6"              | -30°C to +80°C<br>-25°F to +180°F  |
| <b>Bulkmaster Softwall</b>  |   |   |                       |                      |                                    |
|    | Black static conductive synthetic rubber cover with thick black static conductive abrasion resistant natural rubber tube.                       | For conducting sand, steel shot, and other abrasives for blast cleaning.  | 150 PSI               | 1/2" - 3"            | -35°C to +80°C<br>-30°F to +180°F  |
| <b>Sandblast</b>  |   |   |                       |                      |                                    |
|    | Black weather and abrasion resistant cover with black abrasion resistant pure gum rubber tube.  | For handling abrasive dust from wood, metal, rock, marble and concrete grinding machines under vacuum.  | 40 PSI<br>10 - 24" HG | 1" - 6"              | -30°C to +80°C<br>-25°F to +180°F  |
| <b>Industrial Vacuum</b>  |   |   |                       |                      |                                    |
| <b>Chemical</b> - Also Available: <i>Hypalon Acid S &amp; D, Viton Lined S &amp; D, EPDM Acid S &amp; D</i>   |   |   |                       |                      |                                    |
|    | Green smooth chemical resistant EPDM rubber cover with cross-linked polyethylene tube.  | The cross-linked polyethylene tube makes this one of the most versatile types of hose available to the chemical industry today. It will handle 90% of known chemical and petroleum products in both suction and discharge applications.                                     | 200 PSI<br>29" HG     | 1/2" - 4"            | -29°C to +120°C<br>-20°F to +248°F |
| <b>Chemical</b>   |   |   |                       |                      |                                    |
|    | Green corrugated chemical resistant EPDM rubber with FDA UHMW polyethylene tube.  | Similar to Chemical hose above but may be used at lower temperatures. More versatile than our Chemical hose, Flexchem handles 98 per cent of known chemicals and can be steam cleaned. Corrugated cover results in a more flexible hose.                                    | 200 PSI<br>29" HG     | 3/4" - 4"            | -40°C to +65°C<br>-40°F to +150°F  |
| <b>Flexchem</b>   |   |   |                       |                      |                                    |
| <b>Material Handling Polyurethane and PVC</b> - Also Available: <i>Grey PVC Vacuum</i>  |   |   |                       |                      |                                    |
|    | Corrugated clear PVC rigid helix. FDA, 3A and USDA compliant.   | Conveying of dry powders, grains and plastic pellets where viewing the product is important. B Flex Static has built-in static wire.  | 25 - 45 PSI<br>29" HG | 1 1/2" - 3" and 39mm | -23°C to +65°C<br>-10°F to +150°F  |
| <b>B Flex/B Flex Static</b>   |   |   |                       |                      |                                    |
|    | Corrugated clear PVC with clear rigid PVC helix. FDA, 3A and USDA compliant.  | Suction and discharge of liquids, grains, plastic pellets and powders where moderate abrasion is a factor. Neptune Static has built-in static wire.   | 20 - 55 PSI<br>29" HG | 1" - 8"              | -23°C to +65°C<br>-10°F to +150°F  |
| <b>Neptune Suction/Neptune Static Suction</b>   |   |   |                       |                      |                                    |

**Other Hoses Available:** *Auto Heater Hose, Marine Hardwall/Softwall/Fuel Fill Hose, Silicone Coolant and Heater Hose, Garage Exhaust Hose, Welding Hose, Pressure Washer Hose, Paint Spray Hose, Auto Fuel Line Hose.*

# HOSE INFORMATION

## HOSE ACCESSORIES

| PRODUCT   | DESCRIPTION   | APPLICATION   | PRESSURE                    | SIZES                      | TEMPERATURE                       |
|---|---|---|-----------------------------|----------------------------|-----------------------------------|
| <b>Material Handling Polyurethane and PVC - Also Available: Grey PVC Vacuum</b>             |   |   |                             |                            |                                   |
|            | Corrugated clear abrasion and weather resistant Polyurethane with grey PVC helix. FDA, 3A and USDA compliant.                         | Ideal for applications where conventional rubber or PVC hose will wear rapidly, i.e. grain transfer, abrasive powder recovery, leaf collection. PU Vac Static has built-in static wire.   | 3 - 50 PSI<br>29" HG        | 1 1/2" - 6"                | -40°C to +65°C<br>-40°F to +150°F |
| <b>PU Vac/PU Vac Lite/PU Vac Static</b>   |   |   |                             |                            |                                   |
|            | Blue HMW PVC up to 5' I.D.<br>Black cover in 6" and 8" I.D.   | Used in a variety of material handling application where a good resistance to abrasion is required, such as transfer of sands, plastic pellets, gravel, wood chips, slurries and fly ash. Also for use on vacuum excavation trucks. Cover is a specially formulated static dissipative compound with low temperature flexibility. | 30 - 45 PSI<br>28 - 29" HG  | 2" - 8"                    | -40°C to +65°C<br>-40°F to +150°F |
| <b>ARI HD</b>   |   |   |                             |                            |                                   |
|            | This hose has a polyurethane tube with an HMC cover. Cover is a specially formulated technical alloy that makes this hose antistatic. | Used in a variety of material handling application where a good resistance to abrasion is required, such as transfer of sands, plastic pellets, gravel, wood chips, slurries and fly ash.   | 30 - 45 PSI<br>29" HG       | 2" - 8"                    | -40°C to +65°C<br>-40°F to +150°F |
| <b>ARI</b>  |   |   |                             |                            |                                   |
| <b>Food - Also Available: Pure Gum Tubing, Polyethylene Tubing &amp; Clear Vinyl Tubing</b> |   |   |                             |                            |                                   |
|            | Smooth clear, food grade PVC non-marking with red rigid PVC helix. FDA, 3A and USDA compliant.  | Alcoholic beverages up to 25% alcohol content. Fruit juices, soft drinks and other liquid foodstuffs. Also suitable for dry bulk foodstuffs.  | 35 - 85 PSI<br>29" HG       | 3/4" - 5" and<br>38 - 50mm | -23°C to +65°C<br>-10°F to +150°F |
| <b>Bacco</b>  |   |   |                             |                            |                                   |
|            | Red abrasion resistant natural rubber tube and cover.   | Will handle a wide range of non fatty-oily food products up to 80°C where taste and aroma must not be affected.   | 140 PSI                     | 3/4" - 3"                  | -35°C to +80°C<br>-30°F to +180°F |
| <b>Brewers and Beverage Discharge</b>   |   |   |                             |                            |                                   |
|           | Smooth clear PVC with wire helix. Super Wirevac has additional layer of fabric reinforcement. FDA, 3A, USDA and NSF-51 compliant.     | An extremely flexible transparent hose for use where full vacuum performance is required while monitoring the contents of the hose. Ideal for use with most foodstuffs, cosmetics, beverages, and a wide range of chemical solutions. Also suitable for lubricating oils and animal fats.   | 45 - 250 PSI<br>28" HG      | 3/8" - 3"                  | -10°C to +65°C<br>+15°F to +150°F |
| <b>Wirevac</b>  |   |   |                             |                            |                                   |
|          | Clear PVC non-marking. FDA, 3A and USDA compliant.  | For dry bulk foodstuffs, pharmaceuticals, cosmetics, milk, fruit and vegetable juices, soft drinks, alcoholic beverages, flour, sugar etc. Clear wall allows visual inspection of the product.  | 50 - 85 PSI<br>29" HG       | 3/4" - 4"                  | -23°C to +65°C<br>-10°F to +150°F |
| <b>Foodflex PVC S &amp; D</b>   |   |   |                             |                            |                                   |
|          | Clear PVC non-marking with high tensile yarn reinforcement. FDA, 3A and USDA compliant.   | For liquid or dry bulk foodstuffs, pharmaceuticals, cosmetics, milk, fruit and vegetable juices, soft drinks, alcoholic beverages, flour, sugar, poultry or meat packing etc. Clear wall allows visual inspection of the product.   | 60 - 110 PSI<br>28 - 29" HG | 2" - 8"                    | -23°C to +65°C<br>-10°F to +150°F |
| <b>Foodflex Textile Reinforced S &amp; D (Food Grade)</b>                                   |   |   |                             |                            |                                   |



**AIR & GENERAL PURPOSE HOSE**

## HOSE ACCESSORIES

**CLEAR REINFORCED PVC (FOOD QUALITY)**

APPLICATION: An economical hose for handling air, water, oil, mild chemicals, and alkalis. Clear wall allows visual inspection of product. COVER: Clear smooth PVC REINFORCEMENT: Multiple layers of synthetic yarns TUBE: Clear smooth PVC TEMPERATURE: -5C to +65C(+25F to +150F)

| PART #         | NOM. ID" | NOM. OD" | PSI | STD PACK | WEIGHT# | LIST PRICE |
|----------------|----------|----------|-----|----------|---------|------------|
| CRPVC-019      | 3/16     | 0.38     | 250 | 300      | 0.05    | ---        |
| CRPVC-025      | 1/4      | 0.43     | 250 | 300      | 0.07    | ---        |
| CRPVC-025-100  | 1/4      | 0.43     | 250 | 100      | 0.07    | ---        |
| CRPVC-031      | 5/16     | 0.53     | 300 | 300      | 0.08    | ---        |
| CRPVC-031-100  | 5/16     | 0.53     | 300 | 100      | 0.08    | ---        |
| *CRPVC-038     | 3/8      | 0.59     | 250 | 300      | 0.09    | ---        |
| CRPVC-038-100  | 3/8      | 0.59     | 250 | 100      | 0.09    | ---        |
| *CRPVC-050     | 1/2      | 0.71     | 250 | 300      | 0.15    | ---        |
| *CRPVC-050-100 | 1/2      | 0.71     | 250 | 100      | 0.15    | ---        |
| CRPVC-063      | 5/8      | 0.87     | 200 | 300      | 0.17    | ---        |
| CRPVC-063-100  | 5/8      | 0.87     | 200 | 100      | 0.17    | ---        |
| CRPVC-075      | 3/4      | 1.02     | 180 | 300      | 0.23    | ---        |
| CRPVC-075-100  | 3/4      | 1.02     | 180 | 100      | 0.23    | ---        |
| *CRPVC-100     | 1        | 1.30     | 150 | 300      | 0.32    | ---        |
| *CRPVC-100-100 | 1        | 1.30     | 150 | 100      | 0.32    | ---        |
| CRPVC-125      | 1-1/4    | 1.61     | 100 | 100      | 0.58    | ---        |
| CRPVC-150      | 1-1/2    | 1.89     | 85  | 100      | 0.69    | ---        |
| CRPVC-200      | 2        | 2.44     | 65  | 100      | 1.00    | ---        |

Standard Length: 3/16"-3/4" 100'/300' coil, 1" 100'/200' coil, 1-1/4"-2" 100' coil

Product Info: Compliant with the applicable requirements and standards of FDA USDA 3-A and NSF-51. Please specify length when ordering i.e. 100' or 300'

Safety Info: Working pressure ratings are based on 20C (68F). At operating temperature of +65C (150F) reduce working pressure by 50%. Recommended Couplings: Combination nipples, short shank, brass barbed, cam and groove. All coupling recommendations are to be used as guidelines and are derived from past user preference. In some cases the preferred coupling is of a lesser pressure rating than the hose. Never exceed the working pressure of the lowest rated component in the assembly.



# AIR & GENERAL PURPOSE HOSE

## HOSE ACCESSORIES

### HOT AIR BLOWER HOSE



**APPLICATION:**FOR CONVEYING HOT AIR FROM BLOWER TO TANK ON DRY BULK TRUCKS.

**COVER:**Black heat and weather resistant EPDM rubber.

**REINFORCEMENT:**High tensile wire helix embedded between layers of heat resistant synthetic fabric.

**TUBE:**Black specially compounded heat resistant EPDM rubber.

**TEMPERATURE:**-40C to +163C(-40F to +350F)

| PART #       | NOM. ID" | NOM. OD" | PSI | BEND RADIUS | STD PACK | WEIGHT# | LIST PRICE |
|--------------|----------|----------|-----|-------------|----------|---------|------------|
| *BLOW150-300 | 3        | 3.62     | 150 | 12.00       | 100      | 1.75    | ---        |
| *BLOW150-400 | 4        | 4.65     | 150 | 15.00       | 100      | 2.40    | ---        |

Standard Length: 100'

Recommended Couplings: Cam and groove, combination nipples or short shank. Crimplok cam and groove, Crimplok combination nipple. All coupling recommendations are to be used as guidelines and are derived from past user preference. In some cases the preferred coupling is of a lesser pressure rating than the hose. Never exceed the working pressure of the lowest rated component in the assembly.

### JACKHAMMER - AIR



**APPLICATION:**An economical air hose for jackhammer and other uses on construction sites. Also for general industrial use

**COVER:**Red smooth cut and abrasion resistant  
**REINFORCEMENT:**Multiple layers of synthetic yarn  
**TUBE:**Synthetic oil mist resistant

**TEMPERATURE:**-35C to +80C(-30F to +180F)

| PART #           | NOM. ID" | NOM. OD" | PSI | STD PACK | WEIGHT# | COLOR  | LIST PRICE |
|------------------|----------|----------|-----|----------|---------|--------|------------|
| JACK-075-50      | 3/4      | 1.14     | 300 | 50       | 0.40    | Yellow | ---        |
| JACK-075R-50     | 3/4      | 1.14     | 300 | 50       | 0.40    | Red    | ---        |
| JACK-075G-50     | 3/4      | 1.14     | 300 | 50       | 0.40    | Green  | ---        |
| JACK-075BL-50    | 3/4      | 1.14     | 300 | 50       | 0.40    | Blue   | ---        |
| JACK-075-CUASSP* | 3/4"     | 1.14     | 300 | 50       | 0.40    | Yellow | ---        |
| JACK-075R-CUASSP | 3/4"     | 1.14     | 300 | 50       | .40     | Red    | ---        |

Standard Length: 50'

Recommended Couplings: High Pressure, mine stem and nut, Universal quick acting. Crimplok universals. All coupling recommendations are to be used as guidelines and are derived from past user preference. In some cases the preferred coupling is of a lesser pressure rating than the hose. Never exceed the working pressure of the lowest rated component in the assembly.

\* C/W CRIMP UNIVERSAL ASSEMBLED

**AIR & GENERAL PURPOSE HOSE**

## HOSE ACCESSORIES

**EPDM GENERAL PURPOSE 300**

APPLICATION: Air, water, agricultural spray solutions, and other dilute chemicals Excellent resistance to heat and weathering Also resists animal fats, vegetable oils.

COVER: Smooth red abrasion and weather resistant EPDM synthetic rubber

REINFORCEMENT: Multiple layers of synthetic yarn TUBE: Synthetic oil mist resistant EPDM synthetic rubber

TEMPERATURE: -30C to +93C (-20F to +200F)

| PART #       | NOM. ID" | NOM. OD" | PSI | STD PACK | WEIGHT# | LIST PRICE |
|--------------|----------|----------|-----|----------|---------|------------|
| *GPE-025-300 | 1/4      | 0.55     | 300 | 300      | 0.14    | ---        |
| *GPE-038-300 | 3/8      | 0.70     | 300 | 300      | 0.20    | ---        |
| *GPE-050-300 | 1/2      | 0.87     | 300 | 300      | 0.27    | ---        |
| *GPE-063-300 | 5/8      | 0.98     | 300 | 300      | 0.31    | ---        |
| GPE-075-300  | 3/4      | 1.16     | 300 | 300      | 0.44    | ---        |
| *GPE-100-300 | 1        | 1.42     | 300 | 300      | 0.59    | ---        |

Standard Length: 300'

Recommended Couplings: High Pressure, Short shank, universal, or Combination nipples all other sizes. All coupling recommendations are to be used as guidelines and are derived from past user preference. In some cases the preferred coupling is of a lesser pressure rating than the hose. Never exceed the working pressure of the lowest rated component in the assembly.

**PREMIUM GENERAL PURPOSE NON CONDUCTIVE WITH REEL**

APPLICATION: Air, water, agricultural spray solutions, and other dilute chemicals Excellent resistance to heat and weathering Also resists animal fats, vegetable oils.

COVER: Red, Oil, Grease, Weather & Abrasion resistant nitrile

REINFORCEMENT: Multiple layers of synthetic yarn TUBE: Synthetic oil mist resistant EPDM synthetic rubber

TEMPERATURE: -30C to +93C (-20F to +200F)

| PART #        | NOM. ID" | NOM. OD" | PSI | STD PACK | WEIGHT# | LIST PRICE |
|---------------|----------|----------|-----|----------|---------|------------|
| PREMR-038-300 | 3/8      | 0.67     | 300 | 300      | 0.17    | ---        |
| PREMR-050-300 | 1/2      | 0.79     | 300 | 300      | 0.21    | ---        |
| PREMR-075-300 | 3/4      | 1.14     | 300 | 300      | 0.39    | ---        |
| PREMR-100-300 | 1        | 1.42     | 300 | 300      | 0.51    | ---        |
| PREM-125-250  | 1-1/4    | 1.77     | 300 | 200      | 0.70    | ---        |

Standard Length: 1/4"- 1" 50'/100'/300'. 1-1/4" - 2" 50'/100'.

Recommended Couplings: High Pressure 1" to 1-1/2" for air service if the working pressure exceeds 150 psi. High Pressure, Short shank, universal, or Combination nipples all other sizes. Crimplok universals. All coupling recommendations are to be used as guidelines and are derived from past user preference. In some cases the preferred coupling is of a lesser pressure rating than the hose. Never exceed the working pressure of the lowest rated component in the assembly.

# AIR & GENERAL PURPOSE HOSE

## HOSE ACCESSORIES

### PUSH-ON BLACK



APPLICATION: Transmission of most petroleum-based hydraulic fluids, mineral oil, diesel fuel, engine coolant solutions, agricultural sprays and a wide range of chemical solutions. Also suitable for air and water service

COVER: Black, oil, weather and abrasion resistant Neoprene.

REINFORCEMENT: Multiple layers of polyester yarns.

TUBE: Black oil resistant nitrile rubber.

TEMPERATURE: -32C to +80C (-25F to +180F)

| PART #    | NOM. ID" | NOM. OD" | PSI | STD PACK | WEIGHT# | LIST PRICE |
|-----------|----------|----------|-----|----------|---------|------------|
| PON-025-B | 1/4      | 0.50     | 250 | 700'     | 0.10    | ---        |
| PON-038-B | 3/8      | 0.63     | 250 | 700'     | 0.14    | ---        |
| PON-050-B | 1/2      | 0.75     | 250 | 700'     | 0.17    | ---        |
| PON-063-B | 5/8      | 0.91     | 250 | 700'     | 0.19    | ---        |
| PON-075-B | 3/4      | 1.03     | 250 | 700'     | 0.19    | ---        |

Standard Length: Supplied on reels

Recommended Couplings: Push-on

### MARINE EXHAUST HARDWALL



APPLICATION: Marine exhaust applications, and other general applications where non-standard sizes are specified. Meets SAEJ 2006 R1

COVER: Black heat and weather resistant synthetic rubber with blue identification stripe.

REINFORCEMENT: High tensile wire helix embedded between layers of textile cords.

TUBE: Black heat resistant rubber specially compounded for wet marine exhaust service.

TEMPERATURE: -40C to +100C (-40F to +212F)

| PART #  | NOM. ID" | NOM. OD" | STD PACK | WEIGHT# | LIST PRICE |
|---------|----------|----------|----------|---------|------------|
| MXH-238 | 2-3/8    | 2.68     | 100'     | 1.98    | ---        |
| MXH-250 | 2-1/2    | 2.81     | 100'     | 1.82    | ---        |
| MXH-300 | 3        | 3.54     | 100'     | 2.12    | ---        |
| MXH-350 | 3-1/2    | 4.09     | 100'     | 2.77    | ---        |
| MXH-400 | 4        | 4.57     | 100'     | 3.22    | ---        |
| MXH-500 | 5        | 5.55     | 100'     | 3.59    | ---        |

Standard Length: not on reels

Recommended Couplings: Push-on

**MATERIAL HANDLING**

## HOSE ACCESSORIES

**FUEL LINE**

APPLICATION:Fuel and vapour emission lines, meets SAE 30R7 specification and is USCG Type B and BIA approved.

COVER:Black heat and fuel resistant Hypalon.

REINFORCEMENT:Two layers of synthetic yarns.

TUBE:Black fuel resistant nitrile rubber.

TEMPERATURE:-40C to +120C(-40F to +250F)

| PART #   | NOM. ID" | NOM. OD" | PSI | STD PACK | WEIGHT# | LIST PRICE |
|----------|----------|----------|-----|----------|---------|------------|
| FUEL-025 | 1/4      | 0.49     | 50  | 300'     | 0.10    | ---        |
| FUEL-031 | 5/16     | 0.58     | 50  | 300'     | 0.13    | ---        |
| FUEL-038 | 3/8      | 0.63     | 50  | 300'     | 0.13    | ---        |

Cut Lengths: Plus 5%

Standard Length: 300' coils:

Recommended Couplings: Barbed short shank, combination nipples.

**ARI SUCTION**

APPLICATION:Used in a variety of material handling application where a good resistance to abrasion is required, such as transfer of sands, plastic pellets, gravel, wood chips, slurries and fly ash. Cover is a specially formulated static dissipative compound with low temperature flexibility.

COVER:Black HMW PVC

REINFORCEMENT:Anti shock rigid pvc helix

TUBE:Polyurethane

TEMPERATURE:-40C to +65C(-40F to +150F)

| PART #  | NOM. ID" | NOM. OD" | VACUUM | PSI | BEND RADIUS" | STD PACK | WEIGHT# | LIST PRICE |
|---------|----------|----------|--------|-----|--------------|----------|---------|------------|
| ARI-300 | 3        | 3.65     | 29     | 40  | 4.00         | 100'     | 1.18    | ---        |
| ARI-400 | 4        | 4.76     | 29     | 35  | 6.00         | 100'     | 1.95    | ---        |
| ARI-600 | 6        | 6.80     | 28     | 30  | 12.00        | 100'     | 3.51    | ---        |

Standard Length: 100'

Safety Info: Suction and pressure ratings are based on a temperature of 20C (68F), reduce ratings by 50% at maximum working temperature. This hose has no fabric reinforcement and normally should not be used under pressure for service at temperatures above 25C (75F).

Recommended Couplings: Cam and groove

## MATERIAL HANDLING

### HOSE ACCESSORIES

#### BULKMASTER SOFTWALL



APPLICATION: Dry bulk discharge including limestone, ground silica, chalk, dry cement, fertilizer etc. May also be used for wet abrasive applications.

COVER: Black abrasion and weather resistant synthetic rubber.

REINFORCEMENT: Multiple layers of high tensile synthetic cords.

TUBE: Black abrasion resistant ant-static natural rubber in 1/8", 3/16" and 1/4"

TEMPERATURE: -30C to +80C (-25F to +180F)

| PART #      | NOM. ID" | NOM. OD" | PSI | STD PACK | WEIGHT# | LIST PRICE |
|-------------|----------|----------|-----|----------|---------|------------|
| BSB-400-187 | 4        | 4.64     | 75  | 100'     | 2.33    | ---        |
| BSB-400-250 | 4        | 4.72     | 75  | 100'     | 2.65    | ---        |
| BSB-450-125 | 4-1/2    | 5.00     | 75  | 100'     | 2.09    | ---        |
| BSB-500-187 | 5        | 5.63     | 75  | 100'     | 2.75    | ---        |
| BSB-500-250 | 5        | 5.79     | 75  | 100'     | 3.50    | ---        |
| BSB-600-250 | 6        | 6.81     | 75  | 100'     | 4.29    | ---        |

Standard Length: 100'

Product Info: Longer lengths available, check for price and availability

Recommended Couplings: Cam and groove. All coupling recommendations are to be used as guidelines and are derived from past user preference. In some cases the preferred coupling is of a lesser pressure rating than the hose. Never exceed the working pressure of the lowest rated component in the assembly.

#### INDUSTRIAL VACUUM HEAVY DUTY LENGTHS



APPLICATION: For handling abrasive dust from wood, metal, rock, marble and concrete grinding machines under vacuum.

COVER: Black abrasion resistant rubber, corrugated for flexibility.

REINFORCEMENT: A high tensile steel helix embedded between layers of textile cords.

TUBE: 1/4" or 1/8" red Pure Gum abrasion resistant rubber standard.

TEMPERATURE: -30C to +80C (-25F to +180F)

| PART #          | ASSEMBLY DESCRIPTION                 | NOM. OD" | VACUUM | PSI | BEND RADIUS" | WEIGHT# | LIST PRICE |
|-----------------|--------------------------------------|----------|--------|-----|--------------|---------|------------|
| IVB-800-250RPG2 | 8"x25' H.D.IND VAC. 1/4" Red w/cuffs | 9.01     | 28     | 50  | 30.00        | 190.00  | ---        |
| IVB-800-250RPG3 | 8"x32' H.D.IND VAC. 1/4" Red w/cuffs | 9.01     | 28     | 50  | 30.00        | 243.80  | ---        |
| IVB-800-250RPG7 | 8"x70' H.D.IND VAC. 1/4" Red Tube    | 9.01     | 28     | 50  | 30.00        | 716.10  | ----       |

**MATERIAL HANDLING****HOSE ACCESSORIES****SANDBLAST**

**APPLICATION:**For conducting sand, steel shot, and other abrasives for blast cleaning.

**COVER:**Black static conductive synthetic rubber.

**REINFORCEMENT:**Two (SBB) or Four (SBB4) layers of synthetic textile cords.

**TUBE:**Thick black static conductive abrasion resistant natural rubber.

**TEMPERATURE:**-35C to +80C(-30F to +180F)

| PART #       | NOM. ID" | NOM. OD" | PSI | STD PACK | WEIGHT# | LIST PRICE |
|--------------|----------|----------|-----|----------|---------|------------|
| SBB-075-100  | 3/4      | 1.50     | 150 | 100'     | 0.68    | ---        |
| SBB-075-50   | 3/4      | 1.50     | 150 | 50'      | 0.68    | ---        |
| SBB-125-100S | 1-1/4    | 2.16     | 150 | 100'     | 1.22    | ---        |
| SBB-125-50S  | 1-1/4    | 2.16     | 150 | 50'      | 1.22    | ---        |
| SBB-150-50   | 1-1/2    | 2.36     | 150 | 50'      | 1.36    | ---        |
| SBB-300      | 3        | 3.98     | 150 | 100'     | 2.57    | ---        |

Standard Length: 50'/100'

Product Info: Longer lengths available up to 200'. Surcharges may apply

Recommended Couplings: Sandblast

**EPDM WATER SUCTION**

**APPLICATION:**For use in liquid waste suction application. Also for use with liquid or dry chemical suction applications or general industrial use where high working pressures are not required.

**COVER:**Green Polyethylene helix and specially formulated rubber.

**REINFORCEMENT:**Rigid green Polyethylene helix.

**TUBE:**Smooth specially formulated rubber

**TEMPERATURE:**-40C to +60C(-40F to +140F)

| PART #   | NOM. ID" | NOM. OD" | VACUUM | PSI | BEND RADIUS" | STD PACK | WEIGHT# | LIST PRICE |
|----------|----------|----------|--------|-----|--------------|----------|---------|------------|
| EPDM-150 | 1-1/2    | 1.85     | 29     | 50  | 3.50         | 100'     | 0.40    | ---        |
| EPDM-200 | 2        | 2.44     | 29     | 50  | 5.50         | 100'     | 0.67    | ---        |
| EPDM-300 | 3        | 3.52     | 29     | 42  | 7.50         | 100'     | 1.10    | ---        |
| EPDM-400 | 4        | 4.61     | 29     | 38  | 12.00        | 100'     | 1.84    | ---        |

Standard Length: 100'

Recommended Couplings: Cam and groove or short shank, Crimplok camd and groove, Crimplok combination nipple. All coupling recommendations are to be used as guidelines and are derived from past user preference. In some cases the preferred coupling is of a lesser pressure rating than the hose. Never exceed the working pressure of the lowest rated component in the assembly.

# PETROLEUM STEAM & CHEMICAL HOSE

## HOSE ACCESSORIES

### FLEXLITE UHMW



**APPLICATION:**The (UHMW) Ultra High Molecular Weight polyethylene tube makes this one of the most versatile types of hose available to the chemical industry today. It will handle 94% of common chemical and petroleum products in both suction and discharge applications. This hose is very flexible due to its corrugated cover and low temperature characteristics. This hose can also be used in dry food applications due to its FDA Compliant tube.

**COVER:**Green corrugated chemical resistant EPDM rubber

**REINFORCEMENT:**High tensile wire helix embedded between layers of textile cords.

**TUBE:**Smooth chemical resistant (UHMW) Ultra High Molecular Weight polyethylene FDA Compliant tube

**TEMPERATURE:**-40C to +100C(-40F to +212F) Can be open end steam cleaned to 120C or 248F for 30 minutes

| PART #  | NOM. ID" | NOM. OD" | VACUUM | PSI | BEND RADIUS" | STD PACK | WEIGHT# | LIST PRICE |
|---------|----------|----------|--------|-----|--------------|----------|---------|------------|
| FLX-075 | 3/4      | 1.22     | 29     | 200 | 2.00         | 100'     | 0.40    | ---        |
| FLX-100 | 1        | 1.46     | 29     | 200 | 2.50         | 100'     | 0.47    | ---        |
| FLX-150 | 1-1/2    | 2.01     | 29     | 200 | 3.75         | 100'     | 0.80    | ---        |
| FLX-200 | 2        | 2.52     | 29     | 200 | 5.00         | 100'     | 1.00    | ---        |
| FLX-300 | 3        | 3.58     | 29     | 200 | 7.50         | 100'     | 1.74    | ---        |
| FLX-400 | 4        | 4.64     | 29     | 150 | 10.00        | 100'     | 2.48    | ---        |

Standard Length: 100'

Recommended Couplings: Cam and groove, combination nipple. Crimplok cam and groove, Crimplok combination nipple.

All coupling recommendations are to be used as guidelines and are derived from past user preference. In some cases the preferred coupling is of a lesser pressure rating than the hose.

### FLEXLITE CORRUGATED



**APPLICATION:**The (UHMW) Ultra High Molecular Weight polyethylene tube makes this one of the most versatile types of hose available to the chemical industry today. It will handle 94% of common chemical and petroleum products in both suction and discharge applications. This hose is very flexible due to its corrugated cover and low temperature characteristics. This hose can also be used in dry food applications due to its FDA Compliant tube.

**COVER:**Green chemical resistant EPDM rubber

**REINFORCEMENT:**High tensile wire helix embedded between layers of textile cords.

**TUBE:**Smooth chemical resistant (UHMW) Ultra High Molecular Weight polyethylene FDA Compliant tube

**TEMPERATURE:**-40C to +100C(-40F to +212F) Can be open end steam cleaned to 120C or 248F for 30 minutes

| PART #   | NOM. ID" | NOM. OD" | VACUUM | PSI | BEND RADIUS" | STD PACK | WEIGHT# | LIST PRICE |
|----------|----------|----------|--------|-----|--------------|----------|---------|------------|
| FLXS-100 | 1        | 1.46     | 29     | 200 | 4.00         | 100'     | 0.62    | ---        |
| FLXS-200 | 2        | 2.60     | 29     | 200 | 6.00         | 100'     | 1.14    | ---        |
| FLXS-300 | 3        | 3.62     | 29     | 200 | 8.00         | 100'     | 2.26    | ---        |
| FLXS-400 | 4        | 4.65     | 29     | 200 | 12.00        | 100'     | 3.25    | ---        |

Standard Length: 100'

Recommended Couplings: Cam and groove, combination nipple. Crimplok cam and groove, Crimplok combination nipple.

All coupling recommendations are to be used as guidelines and are derived from past user preference. In some cases the preferred coupling is of a lesser pressure rating than the hose. Never exceed the working pressure of the lowest rated component in the assembly.

# PETROLEUM STEAM AND CHEMICAL HOSE

## HOSE ACCESSORIES

### FLEXLITE PETROLEUM TANK 150



**APPLICATION:**An all purpose lightweight and flexible petroleum suction and discharge hose for use with gasoline, kerosene, diesel, oil suspensions and emulsions. May also be used as hydraulic suction and return line.

**COVER:**Black corrugated, abrasion, gasoline and oil resistant synthetic rubber with green stripe.

**REINFORCEMENT:**High tensile wire helix embedded between layers of textile cords.

**TUBE:**Black nitrile rubber for maximum oil resistance.

**TEMPERATURE:**-40C to +93C(-40F to +200F)

| PART #     | NOM. ID" | NOM. OD" | VACUUM | PSI | BEND RADIUS" | STD PACK | WEIGHT# | LIST PRICE |
|------------|----------|----------|--------|-----|--------------|----------|---------|------------|
| TTD150-200 | 2        | 2.53     | 29     | 150 | 4.00         | 100'     | 1.44    | ---        |
| TTD150-300 | 3        | 3.62     | 29     | 150 | 6.00         | 100'     | 2.48    | ---        |
| TTD150-400 | 4        | 4.72     | 29     | 150 | 9.00         | 100'     | 3.63    | ---        |

Standard Length: 100'

Product Info: Longer lengths available on request. Please check for availability and pricing

Recommended Couplings: Cam and groove, combination nipple. Crimplok cam and groove, Crimplok combination nipple.

All coupling recommendations are to be used as guidelines and are derived from past user preference. In some cases the preferred coupling is of a lesser pressure rating than the hose. Never exceed the working pressure of the lowest rated component in the assembly.

### TANK TRUCK 150



**APPLICATION:** An all purpose petroleum suction and discharge hose for use with gasoline, kerosene, diesel, oil suspensions and emulsions. May also be used as hydraulic suction and return line.

**COVER:**Black, abrasion, gasoline and oil resistant synthetic rubber with red stripe and pressure.

**REINFORCEMENT:**High tensile wire helix embedded between layers of textile cords.

**TUBE:**Black nitrile rubber for maximum oil resistance.

**TEMPERATURE:**-35C to +93C(-30F to +200F)

| PART #      | NOM. ID" | NOM. OD" | VACUUM | PSI | BEND RADIUS" | STD PACK | WEIGHT# | LIST PRICE |
|-------------|----------|----------|--------|-----|--------------|----------|---------|------------|
| TLBS150-100 | 1        | 1.42     | 29     | 150 | 3.00         | 100      | 0.57    | ---        |
| TLBS150-150 | 1-1/2    | 1.93     | 29     | 150 | 4.00         | 100      | 0.81    | ---        |
| TLBS150-200 | 2        | 2.52     | 29     | 150 | 4.50         | 100      | 1.38    | ---        |
| TLBS150-300 | 3        | 3.54     | 29     | 150 | 7.00         | 100      | 2.19    | ---        |
| TLBS150-400 | 4        | 4.68     | 29     | 150 | 10.00        | 100      | 3.56    | ---        |
| TLBS150-600 | 6        | 6.89     | 29     | 150 | 21.00        | 100      | 6.65    | ---        |

Standard Length: 100'

Recommended Couplings: Cam and groove, combination nipple. Crimplok cam and groove, Crimplok combination nipple.


All coupling recommendations are to be used as guidelines and are derived from past user preference. In some cases the preferred coupling is of a lesser pressure rating than the hose. Never exceed the working pressure of the lowest rated component in the assembly.



# PETROLEUM STEAM & CHEMICAL HOSE

## HOSE ACCESSORIES

### TANK TRUCK



**APPLICATION:**An all purpose petroleum suction and discharge hose for use with gasoline, kerosene, diesel, oil suspensions and emulsions. May also be used as hydraulic suction and return line.

**COVER:**Black, abrasion, gasoline and oil resistant synthetic rubber with blue stripe and pressure


**REINFORCEMENT:**High tensile wire helix embedded between layers of textile cords.

**TUBE:**Black nitrile rubber for maximum oil resistance.

**TEMPERATURE:**-35C to +93C(-30F to +200F)

| PART #  | NOM. ID" | NOM. OD" | VACUUM | PSI | BEND RADIUS" | STD PACK | WEIGHT# | LIST PRICE |
|---------|----------|----------|--------|-----|--------------|----------|---------|------------|
| TLB-075 | 3/4      | 1.14     | 29     | 150 | 3.00         | 100'     | 0.43    | ---        |
| TLB-100 | 1        | 1.42     | 29     | 150 | 3.00         | 100'     | 0.57    | ---        |
| TLB-125 | 1-1/4    | 1.65     | 29     | 150 | 3.50         | 100'     | 0.62    | ---        |
| TLB-150 | 1-1/2    | 1.93     | 29     | 150 | 4.00         | 100'     | 0.81    | ---        |
| TLB-200 | 2        | 2.52     | 29     | 150 | 4.50         | 100'     | 1.38    | ---        |
| TLB-250 | 2-1/2    | 2.99     | 29     | 150 | 4.75         | 100'     | 1.72    | ---        |
| TLB-400 | 4        | 4        | 29     | 150 | 10.00        | 100'     | 3.56    | ---        |
| TLB-600 | 6        | 6        | 29     | 150 | 21.00        | 100'     | 6.65    | ----       |

### OIL VACUUM - SMOOTH



**APPLICATION:**An all purpose petroleum suction and discharge hose for use with gasoline, kerosene, diesel, oil suspensions and emulsions. May also be used as hydraulic suction and return line.

**COVER:**Black, abrasion, gasoline and oil resistant synthetic rubber with red stripe and pressure.

**REINFORCEMENT:**High tensile wire helix embedded between layers of textile cords.

**TUBE:**Black nitrile rubber for maximum oil resistance.

**TEMPERATURE:**-35C to +93C(-30F to +200F)

| PART #    | NOM. ID" | NOM. OD" | VACUUM | PSI | BEND RADIUS" | STD PACK | WEIGHT# | LIST PRICE |
|-----------|----------|----------|--------|-----|--------------|----------|---------|------------|
| OILVS-150 | 1-1/2    | 1.89     | 29     | 150 | 4.00         | 100      | 0.75    | ---        |
| OILVS-200 | 2        | 2.43     | 29     | 150 | 4.50         | 100      | 1.07    | ---        |
| OILVS-300 | 3        | 3.47     | 29     | 150 | 7.00         | 100      | 1.78    | ---        |
| OILVS-400 | 4        | 4.52     | 29     | 150 | 10.00        | 100      | 2.58    | ---        |
| OILVS-600 | 6        | 6.60     | 29     | 150 | 21.00        | 100      | 5.50    | ----       |

Standard Length: 100'

Recommended Couplings: Cam and groove, combination nipple. Crimplok cam and groove, Crimplok combination nipple. All coupling recommendations are to be used as guidelines and are derived from past user preference. In some cases the preferred coupling is of a lesser pressure rating than the hose. Never exceed the working pressure of the lowest rated component in the assembly.

# PETROLEUM STEAM AND CHEMICAL HOSE

## HOSE ACCESSORIES

### TANK TRUCK 300



**APPLICATION:**An all purpose petroleum suction and discharge hose for use with gasoline, kerosene, diesel, oil suspensions and emulsions up to 300 PSI. May also be used as hydraulic suction and return line.

**COVER:**Black, abrasion, gasoline and oil resistant synthetic rubber with red stripe and pressure

**REINFORCEMENT:**High tensile wire helix embedded between layers of textile cords.

**TUBE:**Black nitrile rubber for maximum oil resistance.

**TEMPERATURE:**-35C to +93C(-30F to +200F)

| PART #      | NOM. ID" | NOM. OD" | VACUUM | PSI | BEND RADIUS" | STD PACK | WEIGHT# | LIST PRICE |
|-------------|----------|----------|--------|-----|--------------|----------|---------|------------|
| TLBS300-200 | 2        | 2.62     | 29     | 300 | 5.00         | 100'     | 1.43    | ---        |
| TLBS300-300 | 3        | 3.67     | 29     | 300 | 7.00         | 100'     | 2.20    | ---        |
| TLBS300-400 | 4        | 4.71     | 29     | 300 | 10.00        | 100'     | 3.63    | ---        |
| TLBS300-600 | 6        | 6.91     | 29     | 300 | 21.00        | 100'     | 6.90    | ---        |

Standard Length: 100'

Recommended Couplings: Cam and groove, combination nipple. Crimplok cam and groove, Crimplok combination nipple. All coupling recommendations are to be used as guidelines and are derived from past user preference. In some cases the preferred coupling is of a lesser pressure rating than the hose. Never exceed the working pressure of the lowest rated component in the assembly.

### OIL VACUUM CORRUGATED



**APPLICATION:**Designed for transferring petroleum waste, sediments, sludge, diluted mild chemicals, brine and water in oil field tank and waste pit recovery applications, not suitable for refined petroleum products or high concentrations of chemicals

**COVER:**Black, corrugated abrasion oil resistant synthetic rubber with blue stripe and pressure

**REINFORCEMENT:**High tensile wire helix embedded between layers of textile cords.

**TUBE:**Black synthetic rubber for maximum oil resistance.

**TEMPERATURE:**-35C to +93C(-30F to +200F)

| PART #    | NOM. ID" | NOM. OD" | VACUUM | PSI | BEND RADIUS" | STD PACK | WEIGHT# | LIST PRICE |
|-----------|----------|----------|--------|-----|--------------|----------|---------|------------|
| OILVC-200 | 2        | 2.44     | 29     | 150 | 4.00         | 100'     | 0.89    | ---        |
| OILVC-300 | 3        | 3.46     | 29     | 150 | 6.00         | 100'     | 1.42    | ---        |
| OILVC-400 | 4        | 4.52     | 29     | 150 | 9.00         | 100'     | 2.44    | ---        |


Standard Length: 100'

Recommended Couplings: Cam and groove, combination nipple. Crimplok cam and groove, Crimplok combination nipple. All coupling recommendations are to be used as guidelines and are derived from past user preference. In some cases the preferred coupling is of a lesser pressure rating than the hose. Never exceed the working pressure of the lowest rated component in the assembly.

# PETROLEUM STEAM AND CHEMICAL HOSE

## HOSE ACCESSORIES

### FRACLINE 400



APPLICATION: For handling a wide range of petroleum products, including gasoline, as well as a number of chemical solutions. Specifically designed for use in Frac service.

COVER: Black, heat, oil and weather resistant Neoprene.

REINFORCEMENT: Multiple layers of synthetic textile cords, with static wire.

TUBE: Black, heat and oil resistant synthetic rubber.

TEMPERATURE: -35C to +88C (-30F to +190F)

| PART #      | NOM. ID" | NOM. OD" | PSI | STD PACK | WEIGHT# | LIST PRICE |
|-------------|----------|----------|-----|----------|---------|------------|
| FRAC400-300 | 3        | 3.65     | 400 | 100'     | 1.80    | ---        |
| FRAC400-400 | 4        | 4.80     | 400 | 100'     | 2.81    | ---        |
| FRAC400-600 | 6        | 6.80     | 400 | 100'     | 5.20    | ---        |

Standard Length: 100'

Recommended Couplings: Crimplok combination nipple. All coupling recommendations are to be used as guidelines and are derived from past user preference. In some cases the preferred coupling is of a lesser pressure rating than the hose. Never exceed the working pressure of the lowest rated component in the assembly.

### PETROLEUM DISCHARGE



APPLICATION: For handling a wide range of petroleum products, including gasoline, as well as a number of chemical solutions.

COVER: Red, heat, oil and weather resistant Neoprene.

REINFORCEMENT: Multiple layers of synthetic textile cords, with static wire.

TUBE: Black, heat and oil resistant synthetic rubber.

TEMPERATURE: -35C to +88C (-30F to +190F)

| PART #  | NOM. ID" | NOM. OD" | PSI | STD PACK | WEIGHT# | LIST PRICE |
|---------|----------|----------|-----|----------|---------|------------|
| PDR-125 | 1-1/4    | 1.69     | 150 | 100'     | 0.58    | ---        |
| PDR-150 | 1-1/2    | 1.97     | 150 | 100'     | 0.78    | ---        |
| PDR-300 | 3        | 3.50     | 150 | 100'     | 1.64    | ---        |
| PDR-400 | 4        | 4.57     | 150 | 100'     | 2.46    | ---        |
| PDR-600 | 6        | 6.72     | 150 | 100'     | 3.89    | ---        |

Standard Length: 50'/100'

Recommended Couplings: Cam and groove, combination nipple. Crimplok cam and groove, Crimplok combination nipple. All coupling recommendations are to be used as guidelines and are derived from past user preference.

# PETROLEUM STEAM AND CHEMICAL HOSE

## HOSE ACCESSORIES

### PETROLEUM DISCHARGE 250



**APPLICATION:**For handling a wide range of petroleum products, including gasoline, as well as a number of chemical solutions. Specifically designed for use in Frac service.

**COVER:**Black, heat, oil and weather resistant Neoprene.

**REINFORCEMENT:**Multiple layers of synthetic textile cords, with static wire.

**TUBE:**Black, heat and oil resistant synthetic rubber.

**TEMPERATURE:**-35C to +88C(-30F to +190F)

| PART #     | NOM. ID" | NOM. OD" | PSI | STD PACK | WEIGHT# | LIST PRICE |
|------------|----------|----------|-----|----------|---------|------------|
| PDB250-200 | 2        | 2.50     | 250 | 100'     | 1.14    | ---        |
| PDB250-300 | 3        | 3.54     | 250 | 100'     | 1.80    | ---        |
| PDB250-400 | 4        | 4.64     | 250 | 100'     | 2.81    | ---        |
| PDB250-600 | 6        | 6.69     | 250 | 100'     | 5.20    | ---        |

Standard Length: 50'/100'

Recommended Couplings: Cam and groove, combination nipple. Crimplok cam and groove, Crimplok combination nipple. All coupling recommendations are to be used as guidelines and are derived from past user preference. In some cases the preferred coupling is of a lesser pressure rating than the hose. Never exceed the working pressure of the lowest rated component in the assembly.

### HOT TAR AND ASPHALT



**APPLICATION:**Specially designed for conveying hot tar and asphalt at temperatures up to 160 C (350 F).

**COVER:**Black Neoprene synthetic rubber.

**REINFORCEMENT:**High tensile wire helix embedded between multiple layers of heat resistant synthetic yarns

**TUBE:**Specially compounded heat resistant synthetic rubber compound.

**TEMPERATURE:**up to +177C(350F)

| PART #  | NOM. ID" | NOM. OD" | PSI | STD PACK | WEIGHT# | LIST PRICE |
|---------|----------|----------|-----|----------|---------|------------|
| HTA-300 | 3        | 3.77     | 150 | 100'     | 2.94    | ---        |
| HTA-400 | 4        | 4.85     | 150 | 100'     | 4.20    | ---        |

Standard Length: 100'

Recommended Couplings: Cam and Grove, combination nipple. Crimplok cam and groove, Crimplok nipple. All coupling recommendations are to be used as guidelines and are derived from past user preference. In some cases the preferred coupling is of a lesser pressure rating than the hose. Never exceed the working pressure of the lowest rated component in the assembly.

# PETROLEUM STEAM AND CHEMICAL HOSE

## HOSE ACCESSORIES

### STEAM 250 BLACK



APPLICATION: An extremely flexible hose for use with saturated steam at pressures to 250 PSI .

COVER: Black abrasion and heat resistant EPDM rubber, with embossed brand and pressure.

REINFORCEMENT: Multiple layers of high tensile steel cords.

TUBE: Black heat resistant EPDM synthetic rubber.

TEMPERATURE: -40C to +210C (-40F to +406F)

| PART #        | NOM. ID" | NOM. OD" | PSI | STD PACK | WEIGHT# | LIST PRICE |
|---------------|----------|----------|-----|----------|---------|------------|
| ST250B-075-50 | 3/4      | 1.26     | 250 | 50'      | 0.48    | ---        |
| ST250B-100-50 | 1        | 1.50     | 250 | 50'      | 0.60    | ---        |
| ST250B-150-50 | 1-1/2    | 2.13     | 250 | 50'      | 1.10    | ---        |
| ST250B-200-50 | 2        | 2.64     | 250 | 50'      | 1.48    | ---        |

Standard Length: 50'

Recommended Couplings: High Pressure with interlocking clamps

### STEAM 250



APPLICATION: An extremely flexible hose for use with saturated steam at pressures to 250 PSI .

COVER: Red abrasion and heat resistant EPDM rubber, with embossed brand and pressure.

REINFORCEMENT: Multiple layers of high tensile steel cords.

TUBE: Black heat resistant EPDM synthetic rubber.

TEMPERATURE: -40C to +210C (-40F to +406F)

| PART #        | NOM. ID" | NOM. OD" | PSI | STD PACK | WEIGHT# | LIST PRICE |
|---------------|----------|----------|-----|----------|---------|------------|
| ST250-075-50  | 3/4      | 1.26     | 250 | 50'      | 0.48    | ---        |
| ST250-075-100 | 3/4      | 1.26     | 250 | 100'     | 0.48    | ---        |
| ST250-100-50  | 1        | 1.50     | 250 | 50'      | 0.60    | ---        |
| ST250-100-100 | 1        | 1.50     | 250 | 100'     | 0.60    | ---        |
| ST250-200-50  | 2        | 2        | 250 | 50'      | 1.48    | ---        |
| ST250-200-100 | 2        | 2        | 250 | 100'     | 1.48    | ---        |
| ST250-300     | 3        | 3        | 250 | 100'     | 3.40    | ---        |

Standard Length: 50'/100'

Product Info: Longer lengths available on request. Please check for availability and pricing

Recommended Couplings: High Pressure with interlocking clamps

**WATER SUCTION & DISCHARGE HOSE**

## HOSE ACCESSORIES

**BLUE LAYFLAT**

APPLICATION: A light duty layflat hose for portable pump and irrigation use.

COVER: Blue PVC impregnation. REINFORCEMENT: Woven high tensile synthetic yarns. TUBE: Blue PVC impregnation.

TEMPERATURE: -10C to +55C (15F to +130F)

| PART #    | NOM. ID" | NOM.OD" | PSI | STD PACK | WEIGHT# | LIST PRICE |
|-----------|----------|---------|-----|----------|---------|------------|
| BLAY-100  | 1        | 1.11    | 150 | 300      | 0.13    | ---        |
| BLAY-125  | 1-1/4    | 1.37    | 130 | 300      | 0.15    | ---        |
| BLAY-150  | 1-1/2    | 1.63    | 70  | 300      | 0.15    | ---        |
| *BLAY-200 | 2        | 2.13    | 65  | 300      | 0.20    | ---        |
| BLAY-250  | 2-1/2    | 2.63    | 65  | 300      | 0.27    | ---        |
| *BLAY-300 | 3        | 3.13    | 60  | 300      | 0.33    | ---        |
| *BLAY-400 | 4        | 4.14    | 60  | 300      | 0.46    | ---        |
| *BLAY-600 | 6        | 6.15    | 35  | 300      | 0.78    | ---        |

Standard Length: Multiples of 50' up to 300' maximum

Product Info: Please specify length required when ordering, i.e. 50', 100'

Safety Info: Reduce pressures by 50% at maximum working temperature

Recommended Couplings: Cam and groove or short shank

**BLUE LAYFLAT ASSEMBLY**

| PART #         | ASSEMBLY DESCRIPTION                   | WEIGHT# | LIST PRICE |
|----------------|--|---------|------------|
| BLAY-150-CASS  | 1-1/2" X 50' BLUE LAYFLAT +C/E CAMLOCK | 7.00    | ---        |
| BLAY-200-CASS  | 2" X 50' BLUE LAYFLAT +C/E CAMLOCK     | 12.20   | ---        |
| *BLAY-300-CASS | 3" X 50' BLUE LAYFLAT +C/E CAMLOCK     | 20.63   | ---        |
| *BLAY-400-CASS | 4" X 50' BLUE LAYFLAT +C/E CAMLOCK     | 29.49   | ---        |
| BLAY-600-CASS  | 6" X 50' BLUE LAYFLAT +C/E CAMLOCK     | 51.08   | ---        |

---

# WATER SUCTION & DISCHARGE HOSE

## HOSE ACCESSORIES

---

### BROWN LAYFLAT - HEAVY DUTY



APPLICATION: Heavy duty layflat hose for portable pump and irrigation use.

COVER: Brown PVC impregnation.

REINFORCEMENT: Woven high tensile synthetic yarns.

TUBE: Brown heavy PVC impregnation.

TEMPERATURE: -10C to +60C (15F to +140F)

| PART #      | NOM. ID" | NOM.OD" | PSI | STD PACK | WEIGHT# | LIST PRICE |
|-------------|----------|---------|-----|----------|---------|------------|
| BRLAYHD-200 | 2        | 2.15    | 150 | 300'     | 0.26    | ---        |
| BRLAYHD-300 | 3        | 3.19    | 150 | 300'     | 0.52    | ---        |
| BRLAYHD-400 | 4        | 4.27    | 135 | 300'     | 0.74    | ---        |
| BRLAYHD-600 | 6        | 6.26    | 115 | 300'     | 1.21    | ---        |

## WATER SUCTION & DISCHARGE HOSE

### HOSE ACCESSORIES

#### DURAFLEX - RUBBER LAYFLAT



**APPLICATION:** Specifically manufactured to compete with OROFLEX imitation hose. This is a lightweight high pressure, extremely strong hose for general water discharge service. Ideal for rental service where long life and competitive pricing is paramount. Its compact characteristics make this an ideal hose for use with portable pumps. Especially suited for pumping oily contaminated water. **COVER:** Black abrasion, weather and oil resistant nitrile rubber. **REINFORCEMENT:** Circular woven synthetic yarns.

**TUBE:** Black abrasion and oil resistant nitrile rubber.

**TEMPERATURE:** -20C to +80C (0F to +180F)

| PART #     | NOM. ID" | NOM. OD" | PSI | STD PACK | WEIGHT# | LIST PRICE |
|------------|----------|----------|-----|----------|---------|------------|
| DURFL-200  | 2        | 2.18     | 200 | 300      | 0.31    | ---        |
| *DURFL-300 | 3        | 3.22     | 175 | 300      | 0.59    | ---        |
| *DURFL-400 | 4        | 4.24     | 150 | 300      | 0.65    | ---        |
| *DURFL-600 | 6        | 6.26     | 150 | 300      | 1.10    | ---        |

Standard Length: 50'/100'

Product Info: 200 Lengths Will Be Shipped Unless Otherwise Specified On Duraflex

Recommended Couplings: Cam and groove, combination nipples or short shank. All coupling recommendations are to be used as guidelines and are derived from past user preference. In some cases, the preferred coupling is of a lesser pressure rating than the hose. Never exceed the working pressure of the lowest rated component in the assembly.

#### DURAFLEX - RUBBER LAYFLAT ASSEMBLY



| PART #           | ASSEMBLY DESCRIPTION            | WEIGHT# | LIST PRICE |
|------------------|---------------------------------|---------|------------|
| DURFL-200-CCASSP | 2"x50' DURAFLEX + C/E CAMLOCK   | 14.20   | ---        |
| DURFL-300-CCASSP | 3"x50' DURAFLEX + C/E CAMLOCK   | 21.63   | ---        |
| DURFL-400-CCASSP | 4" x 50' DURAFLEX + C/E CAMLOCK | 28.99   | ----       |
| DURFL-400-CASSP  | 4"x50' DURAFLEX + C/E CAMLOCK   | 28.99   | ---        |
| DURFL-600-CASSP  | 6"x50' DURAFLEX + C/E CAMLOCK   | 51.67   | ----       |



# WATER SUCTION & DISCHARGE HOSE

## HOSE ACCESSORIES

### HIGH PRESSURE CONTRACTORS WATER DISCHARGE



**APPLICATION:**For use on construction sites and general water service. High pressure allows pumping against greater vertical heads

**COVER:**Black abrasion and weather resistant synthetic rubber, with embossed brand and pressure.

**REINFORCEMENT:**Multiple layers of synthetic yarn.

**TUBE:**Black synthetic rubber compounded for water service.

**TEMPERATURE:**-35C to +80C(-30F to +180F)

| PART #    | NOM. ID" | NOM. OD" | PSI | STD PACK | WEIGHT# | LIST PRICE |
|-----------|----------|----------|-----|----------|---------|------------|
| HPCWB-150 | 1-1/2    | 1.77     | 150 | 100'     | 0.49    | ---        |
| HPCWB-200 | 2        | 2.28     | 150 | 100'     | 0.48    | ---        |
| HPCWB-300 | 3        | 3.35     | 150 | 100'     | 1.08    | ---        |
| HPCWB-400 | 4        | 4.37     | 150 | 100'     | 1.38    | ---        |
| HPCWB-600 | 6        | 6.46     | 150 | 100'     | 2.62    | ---        |

Standard Length: 50'/100'

**Recommended Couplings:** Cam and groove, combination nipples or short shank. Crimplok cam and groove, Crimplok nipple. All coupling recommendations are to be used as guidelines and are derived from past user preference. In some cases the preferred coupling is of a lesser pressure rating than the hose. Never exceed the working pressure of the lowest rated component in the assembly.

### HIGH PRESSURE WATER DISCHARGE 250



**APPLICATION:**For use on construction sites and general water service. High pressure allows pumping against greater vertical heads

**COVER:**Black abrasion and weather resistant synthetic rubber, with embossed brand and pressure.

**REINFORCEMENT:**Multiple layers of synthetic yarn.

**TUBE:**Black synthetic rubber compounded for water service.

**TEMPERATURE:**-35C to +80C(-30F to +180F)

| PART #       | NOM. ID" | NOM. OD" | PSI | STD PACK | WEIGHT# | LIST PRICE |
|--------------|----------|----------|-----|----------|---------|------------|
| HPCWB200-150 | 1-1/2    |          |     | 100'     |         | ---        |
| HPCWB250-200 | 2        | 2.40     | 250 | 100'     | 1.15    | ---        |
| HPCWB250-300 | 3        | 3.46     | 250 | 100'     | 1.60    | ---        |
| HPCWB200-400 | 4        | 4.48     | 200 | 100'     | 2.15    | ---        |

Standard Length: 100'

**Recommended Couplings:** Cam and groove, combination nipples or short shank. Crimplok cam and groove, Crimplok combination nipple. All coupling recommendations are to be used as guidelines and are derived from past user preference. In some cases the preferred coupling is of a lesser pressure rating than the hose. Never exceed the working pressure of the lowest rated component in the assembly.

**WATER SUCTION & DISCHARGE HOSE**

## HOSE ACCESSORIES

**SATURN GREEN PVC WATER S&D**

APPLICATION: An economical, flexible hose for construction pumps, septic tank & marine pump-out service. Resistant to some chemicals, mild acids & alkalis. Consult us for recommendations.

COVER: Clear abrasion and weather resistant PVC.

REINFORCEMENT: Green PVC helix.

TUBE: Smooth clear PVC.

TEMPERATURE: -20C to +65C (-5F to +150F)

| PART #    | NOM. ID" | NOM. OD" | VACUUM | PSI | BEND RADIUS" | STD PACK | WEIGHT# | LIST PRICE |
|-----------|----------|----------|--------|-----|--------------|----------|---------|------------|
| SATG-075  | 3/4      | 0.95     | 29     | 90  | 2.00         | 100      | 0.16    | ---        |
| *SATG-100 | 1        | 1.24     | 29     | 85  | 3.00         | 100      | 0.26    | ---        |
| *SATG-125 | 1-1/4    | 1.54     | 29     | 80  | 4.00         | 100      | 0.34    | ---        |
| *SATG-150 | 1-1/2    | 1.81     | 29     | 70  | 6.00         | 100      | 0.44    | ---        |
| *SATG-200 | 2        | 2.29     | 29     | 65  | 5.00         | 100      | 0.57    | ---        |
| SATG-250  | 2-1/2    | 2.85     | 29     | 60  | 6.00         | 100      | 0.87    | ---        |
| *SATG-300 | 3        | 3.43     | 29     | 60  | 12.00        | 100      | 1.21    | ---        |
| SATG-400  | 4        | 4.45     | 29     | 50  | 10.00        | 100      | 1.78    | ----       |

Standard Length: 100'

Safety Info: Reduce pressures by 50% at maximum working temperature

Recommended Couplings: Cam and groove, combination nipple or short shank. Crimplok cam and groove, Crimplok nipple. All coupling recommendations are to be used as guidelines and are derived from past user preference. In some cases the preferred coupling is of a lesser pressure rating than the hose. Never exceed the working pressure of the lowest rated component in the assembly.

**SATURN OLIVE GREEN PVC WATER S&D**

APPLICATION: An economical, flexible hose for construction pumps, septic tank & marine pump-out service. Resistant to some chemicals, mild acids & alkalis. Consult us for recommendations.

COVER: Green abrasion and weather resistant PVC.

REINFORCEMENT: Green PVC helix

TUBE: Smooth green PVC

TEMPERATURE: -20C to +65C (-5F to +150F)

| PART #    | NOM. ID" | NOM. OD" | VACUUM | BEND RADIUS" | STD PACK | WEIGHT# | LIST PRICE |
|-----------|----------|----------|--------|--------------|----------|---------|------------|
| *SATO-200 | 2        | 2.34     | 29     | 5.00         | 100      | 0.66    | ---        |
| *SATO-300 | 3        | 3.46     | 29     | 12.00        | 100      | 1.24    | ---        |
| SATO-400  | 4        | 4.49     | 29     | 10.00        | 100      | 1.85    | ----       |

Standard Length: 100'

Safety Info: Suction and Pressure ratings are based on a temperature of 20C (68F), reduce by 50% at maximum working temperature

Recommended Couplings: Cam and groove, combination nipple or short shank. Crimplok cam and groove, Crimplok nipple. All coupling recommendations are to be used as guidelines and are derived from past user preference. In some cases the preferred coupling is of a lesser pressure rating than the hose. Never exceed the working pressure of the lowest rated component in the assembly.

# WATER SUCTION & DISCHARGE HOSE

## HOSE ACCESSORIES

### SATURN PVC WATER S&D



**APPLICATION:**An economical, flexible hose for construction pumps, septic tank & marine pump-out service. Resistant to some chemicals, mild acids & alkalis. Consult us for recommendations. Specially formulated compounds and a slightly corrugated cover allow for increased flexibility at low temperatures.

**COVER:**Clear abrasion and weather resistant extra soft PVC.

**REINFORCEMENT:**Blue PVC helix. SAT-XXX-BLK - Black helix

**TUBE:**Smooth clear extra soft PVC.

**TEMPERATURE:**-40C to +65C(-40F to +150F)

| PART #  | NOM. ID" | NOM. OD" | VACUUM | PSI | BEND RADIUS" | STD PACK | WEIGHT# | LIST PRICE |
|---------|----------|----------|--------|-----|--------------|----------|---------|------------|
| SAT-200 | 2        | 2.35     | 26     | 35  | 5.00         | 100'     | 0.49    | ---        |
| SAT-300 | 3        | 3.42     | 24     | 30  | 7.50         | 100'     | 0.81    | ---        |
| SAT-400 | 4        | 4.50     | 22     | 25  | 10.00        | 100'     | 1.52    | ---        |
| SAT-600 | 6        | 6.58     | 22     | 21  | 15.00        | 100'     | 2.72    | ----       |

Standard Length: 100'

**Safety Info:** Suction and Pressure ratings are based on a temperature of 20C (68F), reduce by 50% at maximum working temperature. **Recommended Couplings:** Cam and groove, combination nipple or short shank. Crimplok cam and groove, Crimplok nipple. All coupling recommendations are to be used as guidelines and are derived from past user preference. In some cases the preferred coupling is of a lesser pressure rating than the hose. Never exceed the working pressure of the lowest rated component in the assembly.

### SATURN WHITE PVC WATER SUCTION AND DISCHARGE HOSE



**APPLICATION:**An economical, flexible hose for construction pumps, septic tank & marine pump-out service. Resistant to some chemicals, mild acids & alkalis. Consult us for recommendations.

**COVER:**Clear abrasion and weather resistant PVC.

**REINFORCEMENT:**White PVC helix.

**TUBE:**Smooth clear PVC.

**TEMPERATURE:**-20C to +65C(-5F to +150F)

| PART #   | NOM. ID" | NOM. OD" | VACUUM | PSI | BEND RADIUS" | STD PACK | WEIGHT# | LIST PRICE |
|----------|----------|----------|--------|-----|--------------|----------|---------|------------|
| SATW-100 | 1        | 1.18     | 29     | 85  | 3.00         | 100'     | 0.19    | ---        |
| SATW-125 | 1-1/4    | 1.47     | 29     | 80  | 3.00         | 100'     | 0.29    | ---        |
| SATW-150 | 1-1/2    | 1.72     | 29     | 70  | 4.00         | 100'     | 0.35    | ---        |
| SATW-200 | 2        | 2.29     | 29     | 65  | 5.00         | 100'     | 0.57    | ---        |
| SATW-300 | 3        | 3.35     | 29     | 55  | 8.00         | 100'     | 1.03    | ---        |
| SATW-400 | 4        | 4.45     | 29     | 50  | 10.00        | 100'     | 1.78    | ---        |
| SATW-600 | 6        | 6.56     | 29     | 40  | 24.00        | 100'     | 3.70    | ----       |

Standard Length: 100'

**Safety Info:** Suction and Pressure ratings are based on a temperature of 20C (68F), reduce by 50% at maximum working temperature. **Recommended Couplings:** Cam and groove, combination nipple or short shank. Crimplok cam and groove, Crimplok nipple. All coupling recommendations are to be used as guidelines and are derived from past user preference. In some cases the preferred coupling is of a lesser pressure rating than the hose. Never exceed the working pressure of the lowest rated component in the assembly.

# WATER SUCTION & DISCHARGE HOSE

## HOSE ACCESSORIES

### SUPERFLEX PVC SUCTION



**APPLICATION:** Specially designed for use in the installation of pool, spa and hot tubs. Can also be used in a variety of water transfer applications where flexible lines are needed to replace rigid piping.

**COVER:** Blue extra soft low temperature PVC

**REINFORCEMENT:** Anti-shock rigid PVC helix

**TUBE:** Blue Extra Soft Low temperature PVC

**TEMPERATURE:** -20C to +65C (-5F to +150F)

| PART #    | NOM. ID" | NOM. OD" | VACUUM | PSI | BEND RADIUS" | STD PACK | WEIGHT# | LIST PRICE |
|-----------|----------|----------|--------|-----|--------------|----------|---------|------------|
| SUPER-200 | 2        | 2.39     | 29     | 70  | 7.00         | 100'     | 0.75    | ---        |

Standard Length: 100'

**Product Info:** Our warranty does not cover damage caused by rodents or any insect. Not for underground use in areas infested by termites.

**Safety Info:** Suction and Pressure ratings are based on a temperature of 20C (68F), reduce by 50% at maximum working temperature

Recommended Couplings: SCH40

### RUBBER WATER S&D



**APPLICATION:** A heavy duty wire reinforced rubber suction hose for construction, quarries and general use.

**COVER:** Black smooth abrasion and weather resistant synthetic rubber. **REINFORCEMENT:** High tensile wire helix embedded between layers of textile cords. **TUBE:** Smooth black synthetic rubber.

**TEMPERATURE:** -30C to +80C (-22F to +180F)

| PART #   | NOM. ID" | NOM. OD" | VACUUM | PSI | BEND RADIUS" | STD PACK | WEIGHT# | LIST PRICE |
|----------|----------|----------|--------|-----|--------------|----------|---------|------------|
| WSB-125  | 1-1/4    | 1.65     | 29     | 150 | 4.00         | 100      | 0.77    | ---        |
| *WSB-150 | 1-1/2    | 1.93     | 29     | 150 | 4.00         | 100      | 1.00    | ---        |
| *WSB-200 | 2        | 2.48     | 29     | 150 | 5.00         | 100      | 1.37    | ---        |
| *WSB-300 | 3        | 3.50     | 29     | 150 | 10.00        | 100      | 2.23    | ---        |
| *WSB-400 | 4        | 4.64     | 29     | 150 | 14.00        | 100      | 3.73    | ---        |
| *WSB-600 | 6        | 6.66     | 29     | 150 | 30.00        | 100      | 5.99    | ----       |

Standard Length: 3/4" to 4" - 50'/100' -- 5" and 6" - 20'/100' -- 8" - 20'/60' -- 10" - 40' -- 12" - 20'

Recommended Couplings: Cam and groove, combination nipple or short shank. Crimplok cam and groove, Crimplok nipple. Cam and groove,

combination nipple. Crimplok cam and groove, Crimplok combination nipple. All coupling recommendations are to be used as guidelines and are

derived from past user preference. In some cases the preferred coupling is of a lesser pressure rating than the hose.

Never exceed the working

pressure of the lowest rated component in the assembly.

# WATER SUCTION & DISCHARGE HOSE

## HOSE ACCESSORIES

### TEXTILE REINFORCED S&D



APPLICATION: Good for both suction and discharge applications, this heavy duty hose can be used for rental/construction pumping as well as fish suction hose.

COVER: Clear abrasion and weather resistant PVC. REINFORCEMENT: Orange PVC helix with high tensile synthetic textile yarn. TUBE: Smooth clear PVC.

TEMPERATURE: -23C to +65C (-10F to +150F)

| PART #      | NOM. ID" | NOM. OD" | VACUUM | PSI | BEND RADIUS" | STD PACK | WEIGHT# | LIST PRICE |
|-------------|----------|----------|--------|-----|--------------|----------|---------|------------|
| *RSPVC -200 | 2        | 2.59     | 29     | 110 | 4.00         | 100      | 0.65    | ----       |
| *RSPVC-300  | 3        | 3.71     | 29     | 100 | 6.00         | 100      | 1.12    | ---        |
| *RSPVC-400  | 4        | 4.78     | 29     | 80  | 7.00         | 100      | 1.74    | ---        |
| *RSPVC-600  | 6        | 7.17     | 28     | 70  | 10.50        | 100      | 3.87    | ---        |

Standard Length: 100'

Safety Info: Reduce pressures by 50% at maximum working temperature

Recommended Couplings: Cam and groove, combination nipple or short shank. Crimplok cam and groove, Crimplok nipple. All coupling recommendations are to be used as guidelines and are derived from past user preference. In some cases the preferred coupling is of a lesser pressure rating than the hose. Never exceed the working pressure of the lowest rated component in the assembly.



**BUCHANAN  
RUBBER LTD**

**A MIDLAND INDUSTRIES COMPANY**

# Air & Water Hoses



# HOSE ASSEMBLES

## HOSE ACCESSORIES

### MIDLAND GENERAL PURPOSE AIR HOSE



COVER: Mix of Natural & Synthetic Rubbers  
 REINFORCEMENT: Polyester Yarn  
 TUBE: Natural Rubber  
 TEMPERATURE: "-40°F to 190°F, -40°C to 90°C"

| PART #           | DESCRIPTION                  | COVER COLOR | BEND RADIUS (UOM) (IN) | W.P. (PSI) | B.P. (PSI) | WAR-RANTY (YEARS) | CASE QTY | CASE WEIGHT | LIST PRICE |
|------------------|------------------------------|-------------|------------------------|------------|------------|-------------------|----------|-------------|------------|
| RAIR-025-300BM45 | 1/4" Hose x 1/4"mnpt 50' Red | Red         | 0.5                    | 300        | 1200       | 2                 | 6        | 19.72       |            |
| RAIR-038-300BM45 | 3/8" Hose x 1/4"mnpt 50' Red | Red         | 0.6                    | 300        | 1200       | 2                 | 4        | 15.67       |            |
| RAIR-050-300BM65 | 1/2" Hose x 3/8"mnpt 50' Red | Red         | 0.8                    | 300        | 1200       | 2                 | 4        | 17.32       |            |

### MIDLAND PLUS RUBBER AIR HOSE



COVER: Ozone & Weather Resistant Synthetic EPDM Rubber & Other synthetic rubbers  
 REINFORCEMENT: Polyester Yarn  
 TUBE: Mix of Natural & Synthetic Rubbers  
 TEMPERATURE: "-50°F to 190°F, -45°C to 90°C"

| PART #             | DESCRIPTION                    | COVER COLOR | BEND RADIUS (UOM) (IN) | W.P. (PSI) | B.P. (PSI) | WAR-RANTY (YEARS) | CASE QTY | CASE WEIGHT | LIST PRICE |
|--------------------|--------------------------------|-------------|------------------------|------------|------------|-------------------|----------|-------------|------------|
| BAIRLT-025-300BM45 | 1/4" Hose x 1/4"mnpt 50' Blue  | Blue        | 0.48                   | 300        | 1200       | 10                | 6        | 11.86       |            |
| BAIRLT-038-300BM45 | 3/8" Hose x 1/4"mnpt 50' Blue  | Blue        | 58                     | 300        | 1200       | 10                | 4        | 10.54       |            |
| BAIRLT-050-300BM65 | 1/2" Hose x 3/8"mnpt 50' Blue  | Blue        | 0.95                   | 300        | 1200       | 10                | 4        | 13.54       |            |
| BAIRLT-025-300BM45 | 1/4" Hose x 1/4"mnpt 25' Blue  | Blue        |                        |            |            |                   |          |             |            |
| BAIRLT-025-300BM45 | 1/4" Hose x 1/4"mnpt 100' Blue | Blue        |                        |            |            |                   |          |             |            |
| BAIRLT-038-300BM45 | 3/8" Hose x 1/4"mnpt 25' Blue  | Blue        |                        |            |            |                   |          |             |            |
| BAIRLT-038-300BM45 | 3/8" Hose x 1/4"mnpt 100' Blue | Blue        |                        |            |            |                   |          |             |            |
| BAIRLT-050-300BM65 | 1/2" Hose x 3/8"mnpt 25' Blue  | Blue        |                        |            |            |                   |          |             |            |
| BAIRLT-050-300BM65 | 1/2" Hose x 3/8"mnpt 100' Blue | Blue        |                        |            |            |                   |          |             |            |

**HOSE ASSEMBLES**

## HOSE ACCESSORIES

**MIDLAND PREMIUM RUBBER AIR HOSE**

COVER: Oil Resistant NBR Rubber making it Class A Oil Resistant & Other Synthetic Rubbers

REINFORCEMENT: Polyester Yarn

TUBE: Oil Resistant NBR Rubber making it Class A Oil Resistant & Other Synthetic Rubbers

TEMPERATURE: "-30°F to 190°F, -35°C to 90

| PART #             | DESCRIPTION                      | COVER COLOR | BEND RADIUS (UOM) (IN) | W.P. (PSI) | B.P. (PSI) | WAR-RANTY (YEARS) | CASE QTY | CASE WEIGHT | LIST PRICE |
|--------------------|----------------------------------|-------------|------------------------|------------|------------|-------------------|----------|-------------|------------|
| YAIROR-038-300BM45 | 3/8" Hose x 1/4"mnpt 50' Yellow  | Yellow      | 0.75                   | 300        | 1200       | 3                 | 4        | 11.59       |            |
| YAIROR-050-300BM65 | 1/2" Hose x 3/8"mnpt 50' Yellow  | Yellow      | 0.95                   | 300        | 1200       | 3                 | 4        | 14.57       |            |
| YAIROR-038-300BM45 | 3/8" Hose x 1/4"mnpt 25' Yellow  | Yellow      |                        |            |            |                   |          |             |            |
| YAIROR-038-300BM45 | 3/8" Hose x 1/4"mnpt 100' Yellow | Yellow      |                        |            |            |                   |          |             |            |
| YAIROR-050-300BM65 | 1/2" Hose x 3/8"mnpt 25' Yellow  | Yellow      |                        |            |            |                   |          |             |            |
| YAIROR-050-300BM65 | 1/2" Hose x 3/8"mnpt 100' Yellow | Yellow      |                        |            |            |                   |          |             |            |

**MIDLAND RUBBER WATER HOSE**

COVER: Ozone & Weather Resistant Synthetic EPDM Rubber & Other synthetic rubbers

REINFORCEMENT: Polyester Yarn

TUBE: Natural Rubber

TEMPERATURE: "33°F to 180°F, 0°C to 80°C"

| PART #            | DESCRIPTION   | COVER COLOR | BEND RADIUS (UOM) (IN) | W.P. (PSI) | B.P. (PSI) | WAR-RANTY (YEARS) | CASE QTY | CASE WEIGHT | LIST PRICE |
|-------------------|---|-------------|------------------------|------------|------------|-------------------|----------|-------------|------------|
| OPPWB-063-150GH50 | 5/8" x 50' x150psi Black Water hose w/ fittings Midland | Red/Black   | 1.6                    | 150        | 500        | 2                 | 4        | 18.79       |            |
| OPPWR-063-150GH50 | 5/8" x 50' x150psi Red Water hose w/ fittings Midland   | Red/Black   | 1.6                    | 150        | 500        | 2                 | 4        | 16.39       |            |
| OPPWB-075-150GH50 | 3/4" x 50' x150psi Black Water hose w/ fittings Midland | Red/Black   | 1.8                    | 150        | 500        | 2                 | 3        | 17.17       |            |
| OPPWR-075-150GH50 | 3/4" x 50' x150psi Red Water hose w/ fittings Midland   | Red/Black   | 1.8                    | 150        | 500        | 2                 | 3        | 15.06       |            |



# HOSE ASSEMBLES

## HOSE ACCESSORIES

### MIDLAND PLUS RUBBER WATER HOSE



COVER: Ozone & Weather Resistant Synthetic EPDM Rubber & Other synthetic rubbers

REINFORCEMENT: Polyester Yarn

TUBE: Natural Rubber

TEMPERATURE: "-40°F to 212°F, -40°C to 100°C"

| PART #            | DESCRIPTION                                     | COVER COLOR | BEND RADIUS (UOM) (IN) | W.P. (PSI) | B.P. (PSI) | WAR-RANTY (YEARS) | CASE QTY | CASE WEIGHT | LIST PRICE |
|-------------------|---|-------------|------------------------|------------|------------|-------------------|----------|-------------|------------|
| AVAWB-063-150GH50 | 5/8" x 50' x150psi Black Water hose w/ fittings | Red/Black   | 1.7                    | 150        | 500        | 5                 | 4        | 18.79       |            |
| AVAWR-063-150GH50 | 5/8" x 50' x150psi Red Water hose w/ fittings   | Red/Black   | 1.7                    | 150        | 500        | 5                 | 4        | 16.39       |            |
| AVAWB-075-150GH50 | 3/4" x 50' x150psi Black Water hose w/ fittings | Red/Black   | 1.8                    | 150        | 500        | 5                 | 3        | 17.17       |            |
| AVAWR-075-150GH50 | 3/4" x 50' x150psi Red Water hose w/ fittings   | Red/Black   | 1.8                    | 150        | 500        | 5                 | 3        | 15.06       |            |

### MIDLAND PREMIUM RUBBER WATER HOSE



COVER: Ozone & Weather Resistant Synthetic EPDM Rubber & Other synthetic rubbers

REINFORCEMENT: Polyester Yarn

TUBE: Natural Rubber

TEMPERATURE: "-50°F to 212°F, -45°C to 100°C"

| PART #             | DESCRIPTION                                    | COVER COLOR | BEND RADIUS (UOM) (IN) | W.P. (PSI) | B.P. (PSI) | WAR-RANTY (YEARS) | CASE QTY | CASE WEIGHT | LIST PRICE |
|--------------------|--|-------------|------------------------|------------|------------|-------------------|----------|-------------|------------|
| BSWBLT-063-150GH50 | 5/8" x 50' x150psi Blue Water hose w/ fittings | Blue        | 1.55                   | 150        | 500        | 10                | 4        | 18.79       |            |
| BSWBLT-075-150GH50 | 3/4" x 50' x150psi Blue Water hose w/ fittings | Blue        | 2.1                    | 150        | 500        | 10                | 3        | 15.06       |            |

**HOSE ASSEMBLES**

## HOSE ACCESSORIES

**KEVLAR BRAIDED RUBBER PRESSURE WASHER HOSE**

COVER: Oil Resistant NBR Rubber making it Class A Oil Resistant & Other Synthetic Rubbers

REINFORCEMENT: Aramid / Kevlar

TUBE: Oil Resistant NBR Rubber making it Class A Oil Resistant & Other Synthetic Rubbers

TEMPERATURE: "-30F to 250F, -35°C to 120°C"

| PART #         | DESCRIPTION   | COVER COLOR | BEND RADIUS (UOM) (IN) | W.P. (PSI) | B.P. (PSI) | WAR-RANTY (YEARS) | CASE QTY | CASE WEIGHT | LIST PRICE |
|----------------|---|-------------|------------------------|------------|------------|-------------------|----------|-------------|------------|
| PWAG-038-50AS  | 3/8" x 50' with 3/8" Male NPT Revolving + Fixed Grey  | Grey        | 0.53                   | 4100       | 16400      | 1                 | 4        | 13.52       |            |
| PWAG-038-100AS | 3/8" x 100' with 3/8" Male NPT Revolving + Fixed Grey | Grey        | 0.53                   | 4100       | 16400      | 1                 | 2        | 12.96       |            |
| PWAG-038-200AS | 3/8" x 200' with 3/8" Male NPT Revolving + Fixed Grey | Grey        | 0.53                   | 4100       | 16400      | 1                 |          |             |            |

# CRIMPLOK FERRULES PLATED

## HOSE ACCESSORIES



### CRIMPLOK FERRULES STEEL PLATED FOR 3/4" HOSE - LD FOR UNIVERSAL

| PART#         | SIZE | CAMPBELL PART | FERRULE ID" | FERRULE LENGTH" | WALL THICKNESS | LIST PRICE |
|---------------|------|---------------|-------------|-----------------|----------------|------------|
| CFT-08106T-SP | 3/4  | FLPS075112    | 1.1875"     | 2.14"           | 0.04           | ---        |
| CFT-08107T-SP | 3/4  | FLPS075114    | 1.2188"     | 2.14"           | 0.04           | ---        |
| CFT-08108T-SP | 3/4  | FLPS075116    | 1.2500"     | 2.14"           | 0.04           | ---        |
| CFT-08109T-SP | 3/4  | FLPS075118    | 1.2812      | 2.14"           | 0.04           | ---        |

**Project Information:** For use with CRIMPLOK Universal Crimp fittings (HE-XXXCR-SP). Ferrule thickness is .040"

### CRIMPLOK FERRULES STEEL PLATED FOR 3/4" HOSE - HD FOR UNIVERSAL

| PART#        | SIZE | CAMPBELL PART | FERRULE ID" | FERRULE LENGTH" | WALL THICKNESS | LIST PRICE |
|--------------|------|---------------|-------------|-----------------|----------------|------------|
| CF-05101S-SP | 3/4  | FPS050104S    | 1.0625"     | 1.41"           | 0.06           | ---        |

**Project Information:** For use with CRIMPLOK crimp ground joints (GJM/GJS-XXXCR-SP) I.D Tolerance = +/-0.012

### CRIMPLOK FERRULES STEEL PLATED FOR 3/4" HOSE

| PART#       | SIZE | CAMPBELL PART | FERRULE ID" | FERRULE LENGTH" | WALL THICKNESS | LIST PRICE |
|-------------|------|---------------|-------------|-----------------|----------------|------------|
| CF-08105-SP | 3/4  | FPS075120     | 1.3125"     | 2.14"           | 0.06           | ---        |

**Project Information:** For use with CRIMPLOK Universal Crimp fittings (HE-XXXCR-SP). Ferrule thickness is .040"

### CRIMPLOK FERRULES STEEL PLATED FOR 1" HOSE - LD FOR UNIVERSAL

| PART#         | SIZE | CAMPBELL PART | FERRULE ID" | FERRULE LENGTH" | WALL THICKNESS | LIST PRICE |
|---------------|------|---------------|-------------|-----------------|----------------|------------|
| CFT-10114T-SP | 1    | FLPS100128    | 1.4375"     | 2.29"           | 0.04           | ---        |
| CFT-10115T-SP | 1    | FLPS100130    | 1.4687"     | 2.29"           | 0.04           | ---        |
| CFT-10117T-SP | 1    | FLPS100134    | 1.5000"     | 2.29"           | 0.04           | ---        |
| CFT-10118T-SP | 1    | FLPS100136    | 1.5312"     | 2.29"           | 0.04           | ---        |

**Project Information:** For use with CRIMPLOK Universal Crimp fittings (HE-XXXCR-SP). Ferrule thickness is .040"

### CRIMPLOK FERRULES STEEL PLATED FOR 1" HOSE

| PART#       | SIZE | CAMPBELL PART | FERRULE ID" | FERRULE LENGTH" | WALL THICKNESS | LIST PRICE |
|-------------|------|---------------|-------------|-----------------|----------------|------------|
| CF-10109-SP | 1    | FPS100136     | 1.5625"     | 2.29"           | 0.06           | ---        |
| CF-10110-SP | 1    | FPS100140     | 1.6250"     | 2.29"           | 0.06           | ---        |
| CF-10111-SP | 1    | FPS100144     | 1.6875"     | 2.29"           | 0.06           | ---        |

**Project Information:** For use with CRIMPLOK crimp cam and groove fitting (CGC/CGE-XXXCR-A1) and CRIMPLOK crimp combination nipples (CNT-XXXCR-SP) I.D. Tolerance = +/-0.012"

### CRIMPLOK FERRULES STEEL PLATED FOR 1-1/4" HOSE

| PART#       | SIZE  | CAMPBELL PART | FERRULE ID" | FERRULE LENGTH" | WALL THICKNESS | LIST PRICE |
|-------------|-------|---------------|-------------|-----------------|----------------|------------|
| CF-13113-SP | 1-1/4 | FPS125152     | 1.8125"     | 2.32"           | 0.06           | ---        |
| CF-13114-SP | 1-1/4 | FPS125156     | 1.8750"     | 2.32"           | 0.06           | ---        |

**Project Information:** For use with CRIMPLOK crimp cam and groove fitting (CGC/CGE-XXXCR-A1) and CRIMPLOK crimp combination nipples (CNT-XXXCR-SP) I.D. Tolerance = +/-0.012"

**CRIMPLOK FERRULES PLATED**

HOSE ACCESSORIES

**CRIMPLOK FERRULES STEEL PLATED FOR 1-1/2" HOSE**

| PART#       | SIZE  | CAMPBELL PART | FERRULE ID" | FERRULE LENGTH" | WALL THICKNESS | LIST PRICE |
|-------------|-------|---------------|-------------|-----------------|----------------|------------|
| CF-15115-SP | 1-1/2 | FPS150160     | 1.9375"     | 2.36"           | 0.06           | ---        |
| CF-15201-SP | 1-1/2 | FPS150204     | 2.0625"     | 2.36"           | 0.06           | ---        |
| CF-15202-SP | 1-1/2 | FPS150208     | 2.1250"     | 2.36"           | 0.06           | ---        |
| CF-15203-SP | 1-1/2 | FPS150212     | 2.1875"     | 2.36"           | 0.06           | ---        |
| CF-15205-SP | 1-1/2 | FPS150220     | 2.3125      | 2.36"           | 0.06           | ---        |

**Project Information:** For use with CRIMPLOK crimp cam and groove fitting (CGE/CGE-XXXCR-A1) and CRIMPLOK crimp combination nipples (CNT-XXXCR-SP) I.D. Tolerance = +/-0.012"

**CRIMPLOK FERRULES STEEL PLATED FOR 1-1/2" HOSE - LONG**

| PART#        | SIZE  | CAMPBELL PART | FERRULE ID" | FERRULE LENGTH" | WALL THICKNESS | LIST PRICE |
|--------------|-------|---------------|-------------|-----------------|----------------|------------|
| CF-15202L-SP | 1-1/2 | FPS150208L    | 2.1250"     | 2.91            | 0.06           | ---        |

**Project Information:** For use with CRIMPLOK ground joint fittings (GJM/GJS-XXXCR-SP) and CRIMPLOK long crimp combination nipples (CNL-XXXCR-SP) I.D. Tolerance = +/-0.012"

**CRIMPLOK FERRULES STEEL PLATED FOR 2" HOSE**

| PART#       | SIZE | CAMPBELL PART | FERRULE ID" | FERRULE LENGTH" | WALL THICKNESS | LIST PRICE |
|-------------|------|---------------|-------------|-----------------|----------------|------------|
| CF-20208-SP | 2    | FPS200232     | 2.5000"     | 2.79"           | 0.06           | ---        |
| CF-20209-SP | 2    | FPS200236     | 2.5625"     | 2.79"           | 0.06           | ---        |
| CF-20210-SP | 2    | FPS200240     | 2.6250"     | 2.79"           | 0.06           | ---        |
| CF-20211-SP | 2    | FPS200244     | 2.6875"     | 2.79"           | 0.06           | ---        |
| CF-20212-SP | 2    | FPS200248     | 2.7500"     | 2.79"           | 0.06           | ---        |
| CF-20213-SP | 2    | FPS200252     | 2.8125"     | 2.79"           | 0.06           | ---        |
| CF-20214-SP | 2    | FPS200256     | 2.8750"     | 2.79"           | 0.06           | ---        |
| CF-20215-SP | 2    | FPS200260     | 2.9375"     | 2.79"           | 0.06           | ---        |

**Project Information:** For use with CRIMPLOK crimp cam and groove fitting (CGE/CGE-XXXCR-A1) and CRIMPLOK crimp combination nipples (CNT-XXXCR-SP) I.D. Tolerance = +/-0.012"

**CRIMPLOK FERRULES STEEL PLATED FOR 2" HOSE - LONG**

| PART#        | SIZE | CAMPBELL PART | FERRULE ID" | FERRULE LENGTH" | WALL THICKNESS | LIST PRICE |
|--------------|------|---------------|-------------|-----------------|----------------|------------|
| CF-20209L-SP | 2    | FPS200236L    | 2.5625"     | 3.41"           | 0.06           | ---        |
| CF-20211L-SP | 2    | FPS200244L    | 2.6875"     | 3.41"           | 0.06           | ---        |
| CF-20212L-SP | 2    | FPS200248L    | 2.7500"     | 3.41"           | 0.06           | ---        |
| CF-20213L-SP | 2    | FPS200252L    | 2.8125"     | 3.41"           | 0.06           | ---        |

**Project Information:** For use with CRIMPLOK ground joint fittings (GJM/GJS-XXXCR-SP) and CRIMPLOK long crimp combination nipples (CNL-XXXCR-SP) I.D. Tolerance = +/-0.012"

# CRIMPLOK FERRULES PLATED

## HOSE ACCESSORIES

### CRIMPLOK FERRULES STEEL PLATED FOR 2-1/2" HOSE

| PART#       | SIZE  | CAMPBELL PART | FERRULE ID" | FERRULE LENGTH" | WALL THICKNESS | LIST PRICE |
|-------------|-------|---------------|-------------|-----------------|----------------|------------|
| CF-25303-SP | 2-1/2 | FPS250312     | 3.1875"     | 3.11"           | 0.06           | ---        |

**Project Information:** For use with CRIMPLOK crimp cam and groove fitting (CGE/CGE-XXXCR-A1) and CRIMPLOK crimp combination nipples (CNT-XXXCR-SP) I.D. Tolerance = +/-0.012"

### CRIMPLOK FERRULES STEEL PLATED FOR 2-1/2" HOSE - LONG

| PART#        | SIZE  | CAMPBELL PART | FERRULE ID" | FERRULE LENGTH" | WALL THICKNESS | LIST PRICE |
|--------------|-------|---------------|-------------|-----------------|----------------|------------|
| CF-25303L-SP | 2-1/2 | FPS250312L    | 3.1875"     | 3.88"           | 0.06           | ---        |

**Project Information:** For use with CRIMPLOK ground joint fittings (GJM/GJS-XXXCR-SP) and CRIMPLOK long crimp combination nipples (CNL-XXXCR-SP) I.D. Tolerance = +/-0.012"

### CRIMPLOK FERRULES STEEL PLATED FOR 3" HOSE

| PART#       | SIZE | CAMPBELL PART | FERRULE ID" | FERRULE LENGTH" | WALL THICKNESS | LIST PRICE |
|-------------|------|---------------|-------------|-----------------|----------------|------------|
| CF-30309-SP | 3    | FPS300336     | 3.5625"     | 3.94"           | 0.09           | ---        |
| CF-30310-SP | 3    | FPS300340     | 3.6250"     | 3.94"           | 0.09           | ---        |
| CF-30311-SP | 3    | FPS300344     | 3.6875"     | 3.94"           | 0.09           | ---        |
| CF-30312-SP | 3    | FPS300348     | 3.7500"     | 3.94"           | 0.09           | ---        |
| CF-30313-SP | 3    | FPS300352     | 3.8125"     | 3.94"           | 0.09           | ---        |
| CF-30314-SP | 3    | FPS300356     | 3.8750"     | 3.94"           | 0.09           | ---        |
| CF-30315-SP | 3    | FPS300360     | 3.9375"     | 3.94"           | 0.09           | ---        |
| CF-30400-SP | 3    | FPS300400     | 4.000"      | 3.94"           | 0.09           | ---        |

**Project Information:** For use with CRIMPLOK crimp cam and groove fitting (CGE/CGE-XXXCR-A1) and CRIMPLOK crimp combination nipples (CNT-XXXCR-SP) I.D. Tolerance = +/-0.012"

### CRIMPLOK FERRULES STEEL PLATED FOR 3" HOSE - LONG

| PART#        | SIZE | CAMPBELL PART | FERRULE ID" | FERRULE LENGTH" | WALL THICKNESS | LIST PRICE |
|--------------|------|---------------|-------------|-----------------|----------------|------------|
| CF-30310L-SP | 3    | FPS300340L    | 3.6250"     | 4.36"           | 0.09           | ---        |
| CF-30311L-SP | 3    | FPS300344L    | 3.6875"     | 4.36"           | 0.09           | ---        |
| CF-30312L-SP | 3    | FPS300348L    | 3.7500"     | 4.36"           | 0.09           | ---        |
| CF-30313L-SP | 3    | FPS300352L    | 3.8125"     | 4.36"           | 0.09           | ---        |
| CF-30314L-SP | 3    | FPS300356L    | 3.8750"     | 4.36"           | 0.09           | ---        |
| CF-30315L-SP | 3    | FPS300360L    | 3.9375"     | 4.36"           | 0.09           | ---        |
| CF-30400L-SP | 3    | FPS300400L    | 4.000"      | 4.36"           | 0.09           | ---        |

**Project Information:** For use with CRIMPLOK crimp cam and groove fitting (CGE/CGE-XXXCR-A1) and CRIMPLOK crimp combination nipples (CNT-XXXCR-SP) I.D. Tolerance = +/-0.012"

**CRIMPLOK FERRULES PLATED**

HOSE ACCESSORIES

**CRIMPLOK FERRULES STEEL PLATED FOR 4" HOSE**

| PART#       | SIZE | CAMPBELL PART | FERRULE ID" | FERRULE LENGTH" | WALL THICKNESS | LIST PRICE |
|-------------|------|---------------|-------------|-----------------|----------------|------------|
| CF-40409-SP | 4    | FPS400436     | 4.5625"     | 4.19"           | 0.09           | ---        |
| CF-40410-SP | 4    | FPS400440     | 4.6250"     | 4.19"           | 0.09           | ---        |
| CF-40411-SP | 4    | FPS400444     | 4.6875"     | 4.19"           | 0.09           | ---        |
| CF-40412-SP | 4    | FPS400448     | 4.7500"     | 4.19"           | 0.09           | ---        |
| CF-40413-SP | 4    | FPS400452     | 4.8125"     | 4.19"           | 0.09           | ---        |
| CF-40414-SP | 4    | FPS400456     | 4.8750"     | 4.19"           | 0.09           | ---        |
| CF-40415-SP | 4    | FPS400460     | 4.9375"     | 4.19"           | 0.09           | ---        |
| CF-40500-SP | 4    | FPS400500     | 5.000"      | 4.19"           | 0.09           | ---        |
| CF-40501-SP | 4    | FPS400504     | 5.0625"     | 4.19"           | 0.09           | ---        |

**Project Information:** For use with CRIMPLOK crimp cam and groove fitting (CGE/CGE-XXXCR-A1) and CRIMPLOK crimp combination nipples (CNT-XXXCR-SP) I.D. Tolerance = +/-0.012"

**CRIMPLOK FERRULES STEEL PLATED FOR 4" HOSE - LONG**

| PART#        | SIZE | CAMPBELL PART | FERRULE ID" | FERRULE LENGTH" | WALL THICKNESS | LIST PRICE |
|--------------|------|---------------|-------------|-----------------|----------------|------------|
| CF-40410L-SP | 4    | FPS400440L    | 4.6250"     | 5.20"           | 0.09           | ---        |
| CF-40411L-SP | 4    | FPS400444L    | 4.6875"     | 5.20"           | 0.09           | ---        |
| CF-40412L-SP | 4    | FPS400448L    | 4.7500"     | 5.20"           | 0.09           | ---        |
| CF-40413L-SP | 4    | FPS400452L    | 4.8125"     | 5.20"           | 0.09           | ---        |
| CF-40414L-SP | 4    | FPS400456L    | 4.8750"     | 5.20"           | 0.09           | ---        |
| CF-40415L-SP | 4    | FPS400460L    | 4.9375"     | 5.20"           | 0.09           | ---        |
| CF-40500L-SP | 4    | FPS400500L    | 5.000"      | 5.20"           | 0.09           | ---        |
| CF-40501L-SP | 4    | FPS400504L    | 5.0625"     | 5.20"           | 0.09           | ---        |

**Project Information:** For use with CRIMPLOK ground joint fittings (GJM/GJS-XXXCR-SP) and CRIMPLOK long crimp combination nipples (CNL-XXXCR-SP) I.D. Tolerance = +/-0.012"

**CRIMPLOK FERRULES STEEL PLATED FOR 6" HOSE**

| PART#       | SIZE | CAMPBELL PART | FERRULE ID" | FERRULE LENGTH" | WALL THICKNESS | LIST PRICE |
|-------------|------|---------------|-------------|-----------------|----------------|------------|
| CF-60610-SP | 6    | FPS600640     | 6.6250"     | 5.67"           | 0.12           | ---        |
| CF-60612-SP | 6    | FPS600648     | 6.7500"     | 5.67"           | 0.12           | ---        |
| CF-60614-SP | 6    | FPS600656     | 6.8750"     | 5.67"           | 0.12           | ---        |
| CF-60702-SP | 6    | FPS600708     | 7.1250"     | 5.67"           | 0.12           | ---        |
| CF-60704-SP | 6    | FPS600716     | 7.2500"     | 5.67"           | 0.12           | ---        |

**Project Information:** For use with CRIMPLOK ground joint fittings (GJM/GJS-XXXCR-SP) and CRIMPLOK long crimp combination nipples (CNL-XXXCR-SP) I.D. Tolerance = +/-0.012"

# CRIMPLOK FERRULES STAINLESS

## HOSE ACCESSORIES



### CRIMPLOK FERRULES STAINLESS 304 FOR 1/2" HOSE

| PART#          | SIZE | CAMPBELL PART | FERRULE ID" | FERRULE LENGTH" | WALL THICKNESS | LIST PRICE |
|----------------|------|---------------|-------------|-----------------|----------------|------------|
| CF-05101-SS304 | 1/2  | FSS050104     | 1.0625"     | 2.14"           | 0.06           | ---        |
| CF-05102-SS304 | 1/2  | FSS050108     | 1.1250"     | 2.14"           | 0.06           | ---        |

**Project Information:** For use with CRIMPLOK crimp ground joints (GJM/GJS-XXXCR-SP) I.D. Tolerance = +/-0.012"

### CRIMPLOK FERRULES STAINLESS 304 FOR 3/4" HOSE

| PART#          | SIZE | CAMPBELL PART | FERRULE ID" | FERRULE LENGTH" | WALL THICKNESS | LIST PRICE |
|----------------|------|---------------|-------------|-----------------|----------------|------------|
| CF-08105-SS304 | 3/4  | FSS075120     | 1.3125"     | 2.14"           | 0.06           | ---        |
| CF-08106-SS304 | 3/4  | FSS075124     | 1.3750"     | 2.14"           | 0.06           | ---        |
| CF-08108-SS304 | 3/4  | FSS075132     | 1.5000"     | 2.14"           | 0.06           | ---        |

**Project Information:** For use with CRIMPLOK crimp ground joints (GJM/GJS-XXXCR-SP) I.D. Tolerance = +/-0.012"

### CRIMPLOK FERRULES STAINLESS 304 FOR 3/4" HOSE - LD FOR UNIVERSAL

| PART#            | SIZE | CAMPBELL PART | FERRULE ID" | FERRULE LENGTH" | WALL THICKNESS | LIST PRICE |
|------------------|------|---------------|-------------|-----------------|----------------|------------|
| CFT-08104T-SS304 | 3/4  | FLSS075108    | 1.1250"     | 2.14"           | 0.04           | ---        |
| CFT-08106T-SS304 | 3/4  | FLSS075112    | 1.1875"     | 2.14"           | 0.04           | ---        |
| CFT-08107T-SS304 | 3/4  | FLSS075114    | 1.2188"     | 2.14"           | 0.04           | ---        |
| CFT-08108T-SS304 | 3/4  | FLSS075116    | 1.2500"     | 2.14"           | 0.04           | ---        |
| CFT-08109T-SS304 | 3/4  | FLSS075118    | 1.2812"     | 2.14"           | 0.04           | ---        |

**Project Information:** For use with CRIMPLOK Universal crimp fittings (HE-XXXCR-SP) Ferrule thickness is .040"

### CRIMPLOK FERRULES STAINLESS 304 FOR 1" HOSE

| PART#          | SIZE | CAMPBELL PART | FERRULE ID" | FERRULE LENGTH" | WALL THICKNESS | LIST PRICE |
|----------------|------|---------------|-------------|-----------------|----------------|------------|
| CF-10108-SS304 | 1    | FSS100132     | 1.5000"     | 2.29"           | 0.06           | ---        |
| CF-10109-SS304 | 1    | FSS100136     | 1.5625"     | 2.29"           | 0.06           | ---        |
| CF-10110-SS304 | 1    | FSS100140     | 1.6250"     | 2.29"           | 0.06           | ---        |
| CF-10111-SS304 | 1    | FSS100144     | 1.6875"     | 2.29"           | 0.06           | ---        |

**Project Information:** For use with CRIMPLOK crimp cam and groove fitting (CGE/CGE-XXXCR-A1) and CRIMPLOK crimp combination nipples (CNT-XXXCR-SP) I.D. Tolerance = +/-0.012"

### CRIMPLOK FERRULES STAINLESS 304 FOR 1" HOSE - LD FOR UNIVERSAL

| PART#            | SIZE | CAMPBELL PART | FERRULE ID" | FERRULE LENGTH" | WALL THICKNESS | LIST PRICE |
|------------------|------|---------------|-------------|-----------------|----------------|------------|
| CFT-10117T-SS304 | 1    | FLSS100134    | 1.5312"     | 2.29"           | 0.04           | ---        |

**Project Information:** For use with CRIMPLOK Universal crimp fittings (HE-XXXCR-SP) Ferrule thickness is .040"

**CRIMPLOK FERRULES STAINLESS**

HOSE ACCESSORIES

**CRIMPLOK FERRULES STAINLESS 304 FOR 1-1/4" HOSE**

| PART#          | SIZE  | CAMPBELL PART | FERRULE ID" | FERRULE LENGTH" | WALL THICKNESS | LIST PRICE |
|----------------|-------|---------------|-------------|-----------------|----------------|------------|
| CF-13114-SS304 | 1-1/4 | FSS125156     | 1.8750"     | 2.32"           | 0.06           | ---        |
| CF-13115-SS304 | 1-1/4 | FSS125160     | 1.9375"     | 2.32"           | 0.06           | ---        |

**Project Information:** For use with CRIMPLOK crimp cam and groove fitting (CGE/CGE-XXXCR-A1) and CRIMPLOK crimp combination nipples (CNT-XXXCR-SP) I.D. Tolerance = +/-0.012"

**CRIMPLOK FERRULES STAINLESS 304 FOR 1-1/2" HOSE**

| PART#          | SIZE  | CAMPBELL PART | FERRULE ID" | FERRULE LENGTH" | WALL THICKNESS | LIST PRICE |
|----------------|-------|---------------|-------------|-----------------|----------------|------------|
| CF-15115-SS304 | 1-1/2 | FSS150160     | 1.9375"     | 2.36"           | 0.06           | ---        |
| CF-15200-SS304 | 1-1/2 | FSS150200     | 2.000"      | 2.36"           | 0.06           | ---        |
| CF-15201-SS304 | 1-1/2 | FSS150204     | 2.0625"     | 2.36"           | 0.06           | ---        |
| CF-15202-SS304 | 1-1/2 | FSS150208     | 2.1250"     | 2.36"           | 0.06           | ---        |
| CF-15203-SS304 | 1-1/2 | FSS150212     | 2.1875"     | 2.36"           | 0.06           | ---        |
| CF-15204-SS304 | 1-1/2 | FSS150216     | 2.2500"     | 2.36"           | 0.06           | ---        |
| CF-15205-SS304 | 1-1/2 | FSS150220     | 2.3125"     | 2.36"           | 0.06           | ---        |

**Project Information:** For use with CRIMPLOK crimp cam and groove fitting (CGE/CGE-XXXCR-A1) and CRIMPLOK crimp combination nipples (CNT-XXXCR-SS316) I.D. Tolerance = +/-0.012"

**CRIMPLOK FERRULES STAINLESS 304 FOR 2" HOSE**

| PART#          | SIZE | CAMPBELL PART | FERRULE ID" | FERRULE LENGTH" | WALL THICKNESS | LIST PRICE |
|----------------|------|---------------|-------------|-----------------|----------------|------------|
| CF-20208-SS304 | 2    | FSS200232     | 2.5000"     | 2.79"           | 0.06           | ---        |
| CF-20209-SS304 | 2    | FSS200236     | 2.5625"     | 2.79"           | 0.06           | ---        |
| CF-20210-SS304 | 2    | FSS200240     | 2.6250"     | 2.79"           | 0.06           | ---        |
| CF-20211-SS304 | 2    | FSS200244     | 2.6875"     | 2.79"           | 0.06           | ---        |
| CF-20212-SS304 | 2    | FSS200248     | 2.7500"     | 2.79"           | 0.06           | ---        |
| CF-20213-SS304 | 2    | FSS200252     | 2.8125"     | 2.79"           | 0.06           | ---        |
| CF-20214-SS304 | 2    | FSS200256     | 2.8750"     | 2.79"           | 0.06           | ---        |

**Project Information:** For use with CRIMPLOK crimp cam and groove fitting (CGE/CGE-XXXCR-A1) and CRIMPLOK crimp combination nipples (CNT-XXXCR-SS316) I.D. Tolerance = +/-0.012"

**CRIMPLOK FERRULES STAINLESS 304 FOR 3" HOSE**

| PART#          | SIZE | CAMPBELL PART | FERRULE ID" | FERRULE LENGTH" | WALL THICKNESS | LIST PRICE |
|----------------|------|---------------|-------------|-----------------|----------------|------------|
| CF-30309-SS304 | 3    | FSS300336     | 3.5625"     | 3.94"           | 0.10           | ---        |
| CF-30310-SS304 | 3    | FSS300340     | 3.6250"     | 3.94"           | 0.10           | ---        |
| CF-30311-SS304 | 3    | FSS300344     | 3.6875"     | 3.94"           | 0.10           | ---        |
| CF-30312-SS304 | 3    | FSS300348     | 3.7500"     | 3.94"           | 0.10           | ---        |
| CF-30313-SS304 | 3    | FSS300352     | 3.8125"     | 3.94"           | 0.10           | ---        |
| CF-30314-SS304 | 3    | FSS300356     | 3.8750"     | 3.94"           | 0.10           | ---        |
| CF-30315-SS304 | 3    | FSS300360     | 3.9375"     | 3.94"           | 0.10           | ---        |
| CF-30400-SS304 | 3    | FSS300400     | 4.000"      | 3.94"           | 0.10           | ---        |

**Project Information:** For use with CRIMPLOK crimp cam and groove fitting (CGE/CGE-XXXCR-A1) and CRIMPLOK crimp combination nipples (CNT-XXXCR-SS316) I.D. Tolerance = +/-0.012"



# CRIMPLOK SLEEVES ALUMINUM

## HOSE ACCESSORIES

### CRIMPLOK FERRULES STAINLESS 304 FOR 4" HOSE

| PART#          | SIZE | CAMPBELL PART | FERRULE ID" | FERRULE LENGTH" | WALL THICKNESS | LIST PRICE |
|----------------|------|---------------|-------------|-----------------|----------------|------------|
| CF-40410-SS304 | 4    | FSS400440     | 4.6250"     | 4.19"           | 0.10           | ---        |
| CF-40411-SS304 | 4    | FSS400444     | 4.6875"     | 4.19"           | 0.10           | ---        |
| CF-40412-SS304 | 4    | FSS400448     | 4.7500"     | 4.19"           | 0.10           | ---        |
| CF-40413-SS304 | 4    | FSS400452     | 4.8125"     | 4.19"           | 0.10           | ---        |
| CF-40414-SS304 | 4    | FSS400456     | 4.8750"     | 4.19"           | 0.10           | ---        |
| CF-40415-SS304 | 4    | FSS400500     | 5.000"      | 4.19"           | 0.10           | ---        |

**Project Information:** For use with crimp cam and groove fitting (CGE/CGE-XXXCR-A1), CRIMPLOK crimp long combination nipples (CNL-XXXCR-SP) and CRIMPLOK (CNT/G-XXXCS-S/P) I.D. Tolerance = +/-0.012"



### CRIMPLOK SLEEVES ALUMINUM FOR 2" HOSE

| PART#       | SIZE | CAMPBELL PART | SLEEVE ID" | SLEEVE LENGTH" | WALL THICKNESS | LIST PRICE |
|-------------|------|---------------|------------|----------------|----------------|------------|
| CSL-20209-A | 2    | SAL200236     | 2.5625"    | 2.79"          | 0.12           | ---        |

**Project Information:** For use with cam and groove fitting (CGE/CGE-XXXCR-A1), CRIMPLOK crimp long combination nipples (CNL-XXXCR-SP) and CRIMPLOK (CNT/G-XXXCS-S/P) I.D. Tolerance = +/-0.012"

### CRIMPLOK SLEEVES ALUMINUM FOR 2" HOSE

| PART#       | SIZE | CAMPBELL PART | SLEEVE ID" | SLEEVE LENGTH" | WALL THICKNESS | LIST PRICE |
|-------------|------|---------------|------------|----------------|----------------|------------|
| CSL-20210-A | 2    | SAL200240     | 2.6250"    | 2.79"          | 0.12           | ---        |
| CSL-20211-A | 2    | SAL200244     | 2.6875"    | 2.79"          | 0.12           | ---        |

**Project Information:** For use with cam and groove fitting (CGE/CGE-XXXCR-A1), CRIMPLOK crimp long combination nipples (CNL-XXXCR-SP) and CRIMPLOK (CNT/G-XXXCS-S/P) I.D. Tolerance = +/-0.012"

### CRIMPLOK SLEEVES ALUMINUM FOR 3" HOSE

| PART#       | SIZE | CAMPBELL PART | SLEEVE ID" | SLEEVE LENGTH" | WALL THICKNESS | LIST PRICE |
|-------------|------|---------------|------------|----------------|----------------|------------|
| CSL-30310-A | 3    | SAL300340     | 3.6250"    | 3.94"          | 0.12           | ---        |
| CSL-30313-A | 3    | SAL300352     | 3.8125"    | 3.94"          | 0.12           | ---        |
| CSL-30314-A | 3    | SAL300356     | 3.8750"    | 3.94"          | 0.12           | ---        |
| CSL-30315-A | 3    | SAL300360     | 3.9375"    | 3.94"          | 0.12           | ---        |

**Project Information:** For use with cam and groove fitting (CGE/CGE-XXX-A1), CRIMPLOK crimp long combination nipples (CNL-XXXCR-SP) and CRIMPLOK (CNT/G-XXXCS-S/P) I.D. Tolerance = +/-0.012"

### CRIMPLOK SLEEVES ALUMINUM FOR 4" HOSE

| PART#       | SIZE | CAMPBELL PART | SLEEVE ID" | SLEEVE LENGTH" | WALL THICKNESS | LIST PRICE |
|-------------|------|---------------|------------|----------------|----------------|------------|
| CSL-40411-A | 4    | SAL400444     | 4.6875"    | 4.19"          | 0.12           | ---        |
| CSL-40412-A | 4    | SAL400448     | 4.7500"    | 4.19"          | 0.12           | ---        |
| CSL-40413-A | 4    | SAL400452     | 4.8125"    | 4.19"          | 0.12           | ---        |
| CSL-40414-A | 4    | SAL400456     | 4.8750"    | 4.19"          | 0.12           | ---        |

**Project Information:** For use with cam and groove fitting (CGE/CGE-XXX-A1), CRIMPLOK crimp long combination nipples (CNL-XXXCR-SP) and CRIMPLOK (CNT/G-XXXCS-S/P) I.D. Tolerance = +/-0.012"

**CRIMPLOK SLEEVES PLATED**

HOSE ACCESSORIES

**CRIMPLOK SLEEVES STEEL PLATED FOR 2" HOSE**

| PART#        | SIZE | CAMPBELL PART | SLEEVE ID" | SLEEVE LENGTH" | WALL THICKNESS | LIST PRICE |
|--------------|------|---------------|------------|----------------|----------------|------------|
| CSL-08106-SP | 3/4  | SPS075124     | 1.3750"    | 2.14"          | 0.06           | ---        |

**Project Information:** For use with cam and groove fitting (CGE/CGE-XXXCR-A1), CRIMPLOK crimp long combination nipples (CNL-XXXCR-SP) and CRIMPLOK (CNT/G-XXXCS-S/P) I.D. Tolerance = +/-0.012"

**CRIMPLOK SLEEVES STEEL PLATED FOR 3/4" HOSE - SHORT**

| PART#         | SIZE | CAMPBELL PART | SLEEVE ID" | SLEEVE LENGTH" | WALL THICKNESS | LIST PRICE |
|---------------|------|---------------|------------|----------------|----------------|------------|
| CSL-05100S-SP | 1/2  | SPS050100S    | 1.0000"    | 0.91"          | 0.06           | ---        |
| CSL-08102S-SP | 3/4  | SPS075108S    | 1.1250"    | 1.10"          | 0.06           | ---        |
| CSL-08105S-SP | 3/4  | SPS075120S    | 1.3125"    | 1.10"          | 0.06           | ---        |

**Project Information:** For use with regular combination nipples (CNT-XXX-S/SP) and short shank fittings (PL-XXX-AD) I.D. Tolerance = +/-0.012"

**CRIMPLOK SLEEVES STEEL PLATED FOR 1" HOSE**

| PART#        | SIZE | CAMPBELL PART | SLEEVE ID" | SLEEVE LENGTH" | WALL THICKNESS | LIST PRICE |
|--------------|------|---------------|------------|----------------|----------------|------------|
| CSL-10107-SP | 1    | SPS100128     | 1.4375"    | 2.29"          | 0.06           | ---        |
| CSL-10108-SP | 1    | SPS100132     | 1.5000"    | 2.29"          | 0.06           | ---        |
| CSL-10109-SP | 1    | SPS100136     | 1.5625"    | 2.29"          | 0.06           | ---        |
| CSL-10110-SP | 1    | SPS100140     | 1.6250"    | 2.29"          | 0.06           | ---        |
| CSL-10111-SP | 1    | SPS100144     | 1.6875"    | 2.29"          | 0.06           | ---        |
| CSL-10112-SP | 1    | SPS100148     | 1.7500"    | 2.29"          | 0.06           | ---        |

**Project Information:** For use with cam and groove fitting (CGE/CGE-XXXCR-A1), CRIMPLOK crimp long combination nipples (CNL-XXXCR-SP) and CRIMPLOK (CNT/G-XXXCS-S/P) I.D. Tolerance = +/-0.012"

**CRIMPLOK SLEEVES STEEL PLATED FOR 1" HOSE - SHORT**

| PART#         | SIZE | CAMPBELL PART | SLEEVE ID" | SLEEVE LENGTH" | WALL THICKNESS | LIST PRICE |
|---------------|------|---------------|------------|----------------|----------------|------------|
| CSL-10107S-SP | 1    | SPS100128S    | 1.4375"    | 2.26"          | 0.06           | ---        |
| CSL-10108S-SP | 1    | SPS100132S    | 1.5000"    | 2.26"          | 0.06           | ---        |
| CSL-10109S-SP | 1    | SPS100136S    | 1.5625"    | 2.26"          | 0.06           | ---        |
| CSL-10111S-SP | 1    | SPS100144S    | 1.6875"    | 2.26"          | 0.06           | ---        |

**Project Information:** For use with regular combination nipples (CNT-XXX-S/SP) and short shank fittings (PL-XXX-AD) I.D. Tolerance = +/-0.012"

**CRIMPLOK SLEEVES STEEL PLATED FOR 1-1/4" HOSE - SHORT**

| PART#         | SIZE  | CAMPBELL PART | SLEEVE ID" | SLEEVE LENGTH" | WALL THICKNESS | LIST PRICE |
|---------------|-------|---------------|------------|----------------|----------------|------------|
| CSL-13113S-SP | 1-1/4 | SPS125152S    | 1.8125"    | 1.26"          | 0.06           | ---        |
| CSL-13114S-SP | 1-1/4 | SPS125156S    | 1.8750"    | 1.26"          | 0.06           | ---        |

**Project Information:** For use with regular combination nipples (CNT-XXX-S/SP) and short shank fittings (PL-XXX-AD) I.D. Tolerance = +/-0.012"

# CRIMPLOK SLEEVES PLATED

## HOSE ACCESSORIES

### CRIMPLOK SLEEVES STEEL PLATED FOR 1-1/2" HOSE

| PART#        | SIZE  | CAMPBELL PART | SLEEVE ID" | SLEEVE LENGTH" | WALL THICKNESS | LIST PRICE |
|--------------|-------|---------------|------------|----------------|----------------|------------|
| CSL-15112-SP | 1-1/2 | SPS150148     | 1.7500"    | 2.36"          | 0.06           | ---        |
| CSL-15115-SP | 1-1/2 | SPS150160     | 1.9375"    | 2.36"          | 0.06           | ---        |
| CSL-15200-SP | 1-1/2 | SPS150200     | 2.0000"    | 2.36"          | 0.06           | ---        |
| CSL-15201-SP | 1-1/2 | SPS150204     | 2.0625"    | 2.36"          | 0.06           | ---        |
| CSL-15202-SP | 1-1/2 | SPS150208     | 2.1250"    | 2.36"          | 0.06           | ---        |
| CSL-15203-SP | 1-1/2 | SPS150212     | 2.1875"    | 2.36"          | 0.06           | ---        |
| CSL-15204-SP | 1-1/2 | SPS150216     | 2.2500"    | 2.36"          | 0.06           | ---        |
| CSL-15205-SP | 1-1/2 | SPS150220     | 2.3125"    | 2.36"          | 0.06           | ---        |
| CSL-15206-SP | 1-1/2 | SPS150224     | 2.3750"    | 2.36"          | 0.06           | ---        |

**Project Information:** For use with cam and groove fitting (CGE/CGE-XXXCR-A1), CRIMPLOK crimp long combination nipples (CNL-XXXCR-SP) and CRIMPLOK (CNT/G-XXXCS-S/P) I.D. Tolerance = +/-0.012"

### CRIMPLOK SLEEVES STEEL PLATED FOR 1-1/2" HOSE - SHORT

| PART#         | SIZE  | CAMPBELL PART | SLEEVE ID" | SLEEVE LENGTH" | WALL THICKNESS | LIST PRICE |
|---------------|-------|---------------|------------|----------------|----------------|------------|
| CSL-15202S-SP | 1-1/2 | SPS150208S    | 2.1250"    | 1.46"          | 0.06           | ---        |

**Project Information:** For use with regular combination nipples (CNT-XXX-S/SP) and short shank fittings (PL-XXX-AD) I.D. Tolerance = +/-0.012"

### CRIMPLOK SLEEVES STEEL PLATED FOR 2" HOSE

| PART#        | SIZE | CAMPBELL PART | SLEEVE ID" | SLEEVE LENGTH" | WALL THICKNESS | LIST PRICE |
|--------------|------|---------------|------------|----------------|----------------|------------|
| CSL-20204-SP | 2    | SPS200216     | 2.2500"    | 2.79"          | 0.06           | ---        |
| CSL-20206-SP | 2    | SPS200224     | 2.3750"    | 2.79"          | 0.06           | ---        |
| CSL-20207-SP | 2    | SPS200228     | 2.4375"    | 2.79"          | 0.06           | ---        |
| CSL-20208-SP | 2    | SPS200232     | 2.5000"    | 2.79"          | 0.06           | ---        |
| CSL-20209-SP | 2    | SPS200236     | 2.5625"    | 2.79"          | 0.06           | ---        |
| CSL-20210-SP | 2    | SPS200240     | 2.6250"    | 2.79"          | 0.06           | ---        |
| CSL-20211-SP | 2    | SPS200244     | 2.6875"    | 2.79"          | 0.06           | ---        |
| CSL-20212-SP | 2    | SPS200248     | 2.7500"    | 2.79"          | 0.06           | ---        |
| CSL-20213-SP | 2    | SPS200252     | 2.8125"    | 2.79"          | 0.06           | ---        |
| CSL-20214-SP | 2    | SPS200256     | 2.8750"    | 2.79"          | 0.06           | ---        |
| CSL-20215-SP | 2    | SPS200260     | 2.9375"    | 2.79"          | 0.06           | ---        |
| CSL-20300-SP | 2    | SPS200300     | 3.0000"    | 2.79"          | 0.06           | ---        |

**Project Information:** For use with cam and groove fitting (CGE/CGE-XXX-A1), CRIMPLOK crimp long combination nipples (CNL-XXXCR-SP) and CRIMPLOK (CNT/G-XXXCS-S/P) I.D. Tolerance = +/-0.012"

### CRIMPLOK SLEEVES STEEL PLATED FOR 2" HOSE - SHORT

| PART#         | SIZE | CAMPBELL PART | SLEEVE ID" | SLEEVE LENGTH" | WALL THICKNESS | LIST PRICE |
|---------------|------|---------------|------------|----------------|----------------|------------|
| CSL-20206S-SP | 2    | SPS200224S    | 2.3750"    | 1.81"          | 0.06           | ---        |
| CSL-20207S-SP | 2    | SPS200228S    | 2.4375"    | 1.81"          | 0.06           | ---        |
| CSL-20209S-SP | 2    | SPS200236S    | 2.5625"    | 1.81"          | 0.06           | ---        |
| CSL-20210S-SP | 2    | SPS200240S    | 2.6250"    | 1.81"          | 0.06           | ---        |
| CSL-20211S-SP | 2    | SPS200244S    | 2.6875"    | 1.81"          | 0.06           | ---        |

**Project Information:** For use with regular combination nipples (CNT-XXX-S/SP) and short shank fittings (PL-XXX-AD) I.D. Tolerance = +/-0.012"

**CRIMPLOK SLEEVES PLATED**

HOSE ACCESSORIES

**CRIMPLOK SLEEVES STEEL PLATED FOR 2-1/2" HOSE**

| PART#        | SIZE  | CAMPBELL PART | SLEEVE ID" | SLEEVE LENGTH" | WALL THICKNESS | LIST PRICE |
|--------------|-------|---------------|------------|----------------|----------------|------------|
| CSL-25302-SP | 2-1/2 | SPS250308     | 3.1250"    | 3.11"          | 0.06           | ---        |
| CSL-25306-SP | 2-1/2 | SPS250324     | 3.3750"    | 3.11"          | 0.06           | ---        |

**Project Information:** For use with cam and groove fitting (CGE/CGE-XXXCR-A1), CRIMPLOK crimp long combination nipples (CNL-XXXCR-SP) and CRIMPLOK (CNT/G-XXXCS-S/P) I.D. Tolerance = +/-0.012"

**CRIMPLOK SLEEVES STEEL PLATED FOR 3" HOSE**

| PART#        | SIZE | CAMPBELL PART | SLEEVE ID" | SLEEVE LENGTH" | WALL THICKNESS | LIST PRICE |
|--------------|------|---------------|------------|----------------|----------------|------------|
| CSL-30304-SP | 3    | SPS300316     | 3.2500"    | 3.94"          | 0.09           | ---        |
| CSL-30306-SP | 3    | SPS300324     | 3.3750"    | 3.94"          | 0.09           | ---        |
| CSL-30307-SP | 3    | SPS300328     | 3.4375"    | 3.94"          | 0.09           | ---        |
| CSL-30308-SP | 3    | SPS300332     | 3.5000"    | 3.94"          | 0.09           | ---        |
| CSL-30309-SP | 3    | SPS300336     | 3.5625"    | 3.94"          | 0.09           | ---        |
| CSL-30310-SP | 3    | SPS300340     | 3.6250"    | 3.94"          | 0.09           | ---        |
| CSL-30311-SP | 3    | SPS300344     | 3.6875"    | 3.94"          | 0.09           | ---        |
| CSL-30312-SP | 3    | SPS300348     | 3.7500"    | 3.94"          | 0.09           | ---        |
| CSL-30313-SP | 3    | SPS300352     | 3.8125"    | 3.94"          | 0.09           | ---        |
| CSL-30314-SP | 3    | SPS300356     | 3.8750"    | 3.94"          | 0.09           | ---        |
| CSL-30400-SP | 3    | SPS300400     | 4.0000"    | 3.94"          | 0.09           | ---        |

**Project Information:** For use with cam and groove fitting (CGE/CGE-XXXCR-A1), CRIMPLOK crimp long combination nipples (CNL-XXXCR-SP) and CRIMPLOK (CNT/G-XXXCS-S/P) I.D. Tolerance = +/-0.012"

**CRIMPLOK SLEEVES STEEL PLATED FOR 3" HOSE - SHORT**

| PART#         | SIZE | CAMPBELL PART | SLEEVE ID" | SLEEVE LENGTH" | WALL THICKNESS | LIST PRICE |
|---------------|------|---------------|------------|----------------|----------------|------------|
| CSL-30306S-SP | 3    | SPS300324S    | 3.3750"    | 2.44"          | 0.09           | ---        |
| CSL-30308S-SP | 3    | SPS300332S    | 3.5000"    | 2.44"          | 0.09           | ---        |
| CSL-30309S-SP | 3    | SPS300336S    | 3.5625"    | 2.44"          | 0.09           | ---        |
| CSL-30310S-SP | 3    | SPS300340S    | 3.6250"    | 2.44"          | 0.09           | ---        |
| CSL-30311S-SP | 3    | SPS300344S    | 3.6875"    | 2.44"          | 0.09           | ---        |
| CSL-30312S-SP | 3    | SPS300348S    | 3.7500"    | 2.44"          | 0.09           | ---        |
| CSL-30313S-SP | 3    | SPS300352S    | 3.8125"    | 2.44"          | 0.09           | ---        |
| CSL-30314S-SP | 3    | SPS300356S    | 3.8750"    | 2.44"          | 0.09           | ---        |

**Project Information:** For use with regular combination nipples (CNT-XXX-S/SP) and short shank fittings (PL-XXX-AD) I.D. Tolerance = +/-0.012"

# CRIMPLOK SLEEVES PLATED

## HOSE ACCESSORIES

### CRIMPLOK SLEEVES STEEL PLATED FOR 4" HOSE

| PART#        | SIZE | CAMPBELL PART | SLEEVE ID" | SLEEVE LENGTH" | WALL THICKNESS | LIST PRICE |
|--------------|------|---------------|------------|----------------|----------------|------------|
| CSL-40406-SP | 4    | SPS400424     | 4.3750"    | 4.19"          | 0.09           | ---        |
| CSL-40408-SP | 4    | SPS400432     | 4.5000"    | 4.19"          | 0.09           | ---        |
| CSL-40409-SP | 4    | SPS400436     | 4.5625"    | 4.19"          | 0.09           | ---        |
| CSL-40410-SP | 4    | SPS400440     | 4.6250"    | 4.19"          | 0.09           | ---        |
| CSL-40411-SP | 4    | SPS400444     | 4.6875"    | 4.19"          | 0.09           | ---        |
| CSL-40412-SP | 4    | SPS400448     | 4.7500"    | 4.19"          | 0.09           | ---        |
| CSL-40413-SP | 4    | SPS400452     | 4.8125"    | 4.19"          | 0.09           | ---        |
| CSL-40414-SP | 4    | SPS400456     | 4.8750"    | 4.19"          | 0.09           | ---        |
| CSL-40415-SP | 4    | SPS400460     | 4.9375"    | 4.19"          | 0.09           | ---        |
| CSL-40500-SP | 4    | SPS400500     | 5.0000"    | 4.19"          | 0.09           | ---        |

**Project Information:** For use with cam and groove fitting (CGE/CGE-XXXCR-A1), CRIMPLOK crimp long combination nipples (CNL-XXXCR-SP) and CRIMPLOK (CNT/G-XXXCS-S/P) I.D. Tolerance = +/-0.012"

### CRIMPLOK SLEEVES STEEL PLATED FOR 4" HOSE - SHORT

| PART#         | SIZE | CAMPBELL PART | SLEEVE ID" | SLEEVE LENGTH" | WALL THICKNESS | LIST PRICE |
|---------------|------|---------------|------------|----------------|----------------|------------|
| CSL-40410S-SP | 4    | SPS400440S    | 4.6250"    | 3.31"          | 0.09           | ---        |
| CSL-40411S-SP | 4    | SPS400444S    | 4.6875"    | 3.31"          | 0.09           | ---        |
| CSL-40412S-SP | 4    | SPS400448S    | 4.7500"    | 3.31"          | 0.09           | ---        |
| CSL-40413S-SP | 4    | SPS400452S    | 4.8125"    | 3.31"          | 0.09           | ---        |
| CSL-40414S-SP | 4    | SPS400456S    | 4.9375"    | 3.31"          | 0.09           | ---        |
| CSL-40500S-SP | 4    | SPS400500S    | 5.0000"    | 3.31"          | 0.09           | ---        |

**Project Information:** For use with regular combination nipples (CNT-XXX-S/SP) and short shank fittings (PL-XXX-AD) I.D. Tolerance = +/-0.012"

### CRIMPLOK SLEEVES STEEL PLATED FOR 6" HOSE

| PART#        | SIZE | CAMPBELL PART | SLEEVE ID" | SLEEVE LENGTH" | WALL THICKNESS | LIST PRICE |
|--------------|------|---------------|------------|----------------|----------------|------------|
| CSL-60604-SP | 6    | SPS600616     | 6.2500"    | 5.67"          | 0.12           | ---        |
| CSL-60606-SP | 6    | SPS600624     | 6.3750"    | 5.67"          | 0.12           | ---        |
| CSL-60608-SP | 6    | SPS600632     | 6.5000"    | 5.67"          | 0.12           | ---        |
| CSL-60610-SP | 6    | SPS600640     | 6.6250"    | 5.67"          | 0.12           | ---        |
| CSL-60612-SP | 6    | SPS600648     | 6.7500"    | 5.67"          | 0.12           | ---        |
| CSL-60614-SP | 6    | SPS600656     | 6.8750"    | 5.67"          | 0.12           | ---        |
| CSL-60700-SP | 6    | SPS600700     | 7.0000"    | 5.67"          | 0.12           | ---        |
| CSL-60702-SP | 6    | SPS600708     | 7.1250"    | 5.67"          | 0.12           | ---        |
| CSL-60704-SP | 6    | SPS600716     | 7.2500"    | 5.67"          | 0.12           | ---        |

**Project Information:** For use with cam and groove fitting (CGE/CGE-XXXCR-A1), CRIMPLOK crimp long combination nipples (CNL-XXXCR-SP) and CRIMPLOK (CNT/G-XXXCS-S/P) I.D. Tolerance = +/-0.012"

### CRIMPLOK SLEEVES STEEL PLATED FOR 8" HOSE

| PART#        | SIZE | CAMPBELL PART | SLEEVE ID" | SLEEVE LENGTH" | WALL THICKNESS | LIST PRICE |
|--------------|------|---------------|------------|----------------|----------------|------------|
| CSL-80812-SP | 8    | SPS800848     | 8.7500"    | 6.50"          | 0.12           | ---        |
| CSL-80900-SP | 8    | SPS800900     | 9.0000"    | 6.50"          | 0.12           | ---        |
| CSL-80904-SP | 8    | SPS800916     | 9.2500"    | 6.50"          | 0.12           | ---        |
| CSL-80908-SP | 8    | SPS800932     | 9.5000"    | 6.50"          | 0.12           | ---        |

**Project Information:** For use with cam and groove fitting (CGE/CGE-XXXCR-A1), CRIMPLOK crimp long combination nipples (CNL-XXXCR-SP) and CRIMPLOK (CNT/G-XXXCS-S/P) I.D. Tolerance = +/-0.012"

**CRIMPLOK SLEEVES STAINLESS**

HOSE ACCESSORIES

**CRIMPLOK SLEEVES STEEL PLATED FOR 10" HOSE**

| PART#         | SIZE | CAMPBELL PART | SLEEVE ID" | SLEEVE LENGTH" | WALL THICKNESS | LIST PRICE |
|---------------|------|---------------|------------|----------------|----------------|------------|
| CSL-100108-SP | 10   | SPS100132     | 10.5000"   | 7.25"          | 0.12           | ---        |
| CSL-100114-SP | 10   | SPS100156     | 10.8750"   | 7.25"          | 0.12           | ---        |

**Project Information:** For use with cam and groove fitting (CGE/CGE-XXXCR-A1), CRIMPLOK crimp long combination nipples (CNL-XXXCR-SP) and CRIMPLOK (CNT/G-XXXCS-S/P) I.D. Tolerance = +/-0.012"

**CRIMPLOK SLEEVES STAINLESS 304 FOR 1/2" HOSE - SHORT**

| PART#            | SIZE | CAMPBELL PART | SLEEVE ID" | SLEEVE LENGTH" | WALL THICKNESS | LIST PRICE |
|------------------|------|---------------|------------|----------------|----------------|------------|
| CSL-05100S-SS304 | 1/2  | SSS050100S    | 1.000"     | 0.91"          | 0.06           | ---        |

**Project Information:** For use with regular combination nipples (CNT-XXX-SS/SS316) I.D. Tolerance = +/-0.012"

**CRIMPLOK SLEEVES STAINLESS 304 FOR 3/4" HOSE**

| PART#           | SIZE | CAMPBELL PART | SLEEVE ID" | SLEEVE LENGTH" | WALL THICKNESS | LIST PRICE |
|-----------------|------|---------------|------------|----------------|----------------|------------|
| CSL-08104-SS304 | 3/4  | SSS075116     | 1.2500"    | 2.14"          | 0.06           | ---        |

**Project Information:** For use with cam and groove fitting (CGE/CGE-XXX-SS1), CRIMPLOK crimp long combination nipples (CNL-XXXCR-SP) and CRIMPLOK (CNT/G-XXXCS-S/P) I.D. Tolerance = +/-0.012"

**CRIMPLOK SLEEVES STAINLESS 304 FOR 3/4" HOSE - SHORT**

| PART#            | SIZE | CAMPBELL PART | SLEEVE ID" | SLEEVE LENGTH" | WALL THICKNESS | LIST PRICE |
|------------------|------|---------------|------------|----------------|----------------|------------|
| CSL-08104S-SS304 | 3/4  | SSS075116S    | 1.2500"    | 1.10"          | 0.06           | ---        |

**Project Information:** For use with regular combination nipples (CNT-XXX-SS/SS316) I.D. Tolerance = +/-0.012"

**CRIMPLOK SLEEVES STAINLESS 304 FOR 1" HOSE**

| PART#           | SIZE | CAMPBELL PART | SLEEVE ID" | SLEEVE LENGTH" | WALL THICKNESS | LIST PRICE |
|-----------------|------|---------------|------------|----------------|----------------|------------|
| CSL-10108-SS304 | 1    | SSS100132     | 1.5000"    | 2.29"          | 0.06           | ---        |
| CSL-10110-SS304 | 1    | SSS100140     | 1.6250"    | 2.29"          | 0.06           | ---        |
| CSL-10112-SS304 | 1    | SSS100148     | 1.7500"    | 2.29"          | 0.06           | ---        |

**Project Information:** For use with cam and groove fitting (CGE/CGE-XXX-SS1) I.D. Tolerance = +/-0.012"

**CRIMPLOK SLEEVES STAINLESS 304 FOR 1" HOSE - SHORT**

| PART#            | SIZE | CAMPBELL PART | SLEEVE ID" | SLEEVE LENGTH" | WALL THICKNESS | LIST PRICE |
|------------------|------|---------------|------------|----------------|----------------|------------|
| CSL-10109S-SS304 | 1    | SSS100136S    | 1.5625"    | 1.26"          | 0.06           | ---        |
| CSL-10110S-SS304 | 1    | SSS100140S    | 1.6250"    | 1.26"          | 0.06           | ---        |

**Project Information:** For use with regular combination nipples (CNT-XXX-SS/SS316) I.D. Tolerance = +/-0.012"

# CRIMPLOK SLEEVES STAINLESS

## HOSE ACCESSORIES

### CRIMPLOK SLEEVES STAINLESS 304 FOR 1-1/4" HOSE

| PART#           | SIZE  | CAMPBELL PART | SLEEVE ID" | SLEEVE LENGTH" | WALL THICKNESS | LIST PRICE |
|-----------------|-------|---------------|------------|----------------|----------------|------------|
| CSL-13114-SS304 | 1-1/4 | SSS125156     | 1.8750"    | 2.32"          | 0.06           | ---        |

**Project Information:** For use with cam and groove fitting (CGE/CGE-XXX-SS1) I.D. Tolerance = +/-0.012"

### CRIMPLOK SLEEVES STAINLESS 304 FOR 1-1/4" HOSE - SHORT

| PART#            | SIZE  | CAMPBELL PART | SLEEVE ID" | SLEEVE LENGTH" | WALL THICKNESS | LIST PRICE |
|------------------|-------|---------------|------------|----------------|----------------|------------|
| CSL-13113S-SS304 | 1-1/4 | SSS125152S    | 1.8125"    | 1.26"          | 0.06           | ---        |

**Project Information:** For use with regular combination nipples (CNT-XXX-SS/SS316) I.D. Tolerance = +/-0.012"

### CRIMPLOK SLEEVES STAINLESS 304 FOR 1-1/2" HOSE

| PART#           | SIZE  | CAMPBELL PART | SLEEVE ID" | SLEEVE LENGTH" | WALL THICKNESS | LIST PRICE |
|-----------------|-------|---------------|------------|----------------|----------------|------------|
| CSL-15201-SS304 | 1-1/2 | SSS150204     | 2.0625"    | 2.36"          | 0.06           | ---        |

**Project Information:** For use with cam and groove fitting (CGE/CGE-XXX-SS1) I.D. Tolerance = +/-0.012"

### CRIMPLOK SLEEVES STAINLESS 304 FOR 2" HOSE

| PART#           | SIZE | CAMPBELL PART | SLEEVE ID" | SLEEVE LENGTH" | WALL THICKNESS | LIST PRICE |
|-----------------|------|---------------|------------|----------------|----------------|------------|
| CSL-20206-SS304 | 2    | SSS200224     | 2.3750"    | 2.79"          | 0.06           | ---        |
| CSL-20207-SS304 | 2    | SSS200228     | 2.4375"    | 2.79"          | 0.06           | ---        |
| CSL-20208-SS304 | 2    | SSS200232     | 2.5000"    | 2.79"          | 0.06           | ---        |
| CSL-20209-SS304 | 2    | SSS200236     | 2.5625"    | 2.79"          | 0.06           | ---        |
| CSL-20210-SS304 | 2    | SSS200240     | 2.6250"    | 2.79"          | 0.06           | ---        |
| CSL-20211-SS304 | 2    | SSS200244     | 2.6875"    | 2.79"          | 0.06           | ---        |
| CSL-20212-SS304 | 2    | SSS200248     | 2.7500"    | 2.79"          | 0.06           | ---        |
| CSL-20214-SS304 | 2    | SSS200256     | 2.8750"    | 2.79"          | 0.06           | ---        |

**Project Information:** For use with cam and groove fitting (CGE/CGE-XXX-SS1) I.D. Tolerance = +/-0.012"

### CRIMPLOK SLEEVES STAINLESS 304 FOR 3" HOSE

| PART#           | SIZE | CAMPBELL PART | SLEEVE ID" | SLEEVE LENGTH" | WALL THICKNESS | LIST PRICE |
|-----------------|------|---------------|------------|----------------|----------------|------------|
| CSL-30309-SS304 | 3    | SSS300336     | 3.5625"    | 3.94"          | 0.10           | ---        |
| CSL-30310-SS304 | 3    | SSS300340     | 3.6250"    | 3.94"          | 0.10           | ---        |
| CSL-30311-SS304 | 3    | SSS300344     | 3.6875"    | 3.94"          | 0.10           | ---        |
| CSL-30312-SS304 | 3    | SSS300348     | 3.7500"    | 3.94"          | 0.10           | ---        |
| CSL-30313-SS304 | 3    | SSS300352     | 3.8125"    | 3.94"          | 0.10           | ---        |
| CSL-30314-SS304 | 3    | SSS300356     | 3.8750"    | 3.94"          | 0.10           | ---        |

**Project Information:** For use with cam and groove fitting (CGE/CGE-XXX-SS1) I.D. Tolerance = +/-0.012"

**HOSE CLAMPS**  
HOSE CLAMPS

**HOSE CLAMPS**



|   |                                |  |  |
|---|--------------------------------|--|--|
|    | WORM GEAR                      |    | QUICK RELEASE                                    |
|   | MEGA & MAXI<br>T-BOLT CLAMPS   |    | SPRING LOADED<br>T-BOLT                          |
|  | CONSTANT<br>TORQUE &<br>V-BAND |  | DOUBLE BOLT<br>CLAMP                             |
|  | SPIRAL CLAMP<br>MAXI CLAMP     |  | MUFFLER &<br>EXHAUST                             |
|  | 1 EAR, 2 EAR,<br>GAPLESS       |  | HAMMERLOCK &<br>PUNCH-LOK                        |
|  | TOOLS                          |  | NON-PERFORATED<br>OR LINED BAND<br>MARINE CLAMPS |
|  | RUBBER LINED                   |  | HOSE FERRULES                                    |

**WARNING:** This product can expose you to chemicals, including Chromium, which are known to the State of California to cause cancer and birth defects or other reproductive harm. For more information, visit [www.P65Warnings.ca.gov](http://www.P65Warnings.ca.gov)



# 300 & 600 WORM GEAR CLAMPS

HOSE CLAMPS

## WORM GEAR CLAMPS

### MINIATURE CLAMPS - 5/16" BAND



Stainless Steel band with Carbon Steel Housing and Screw

5/16" band, 1/4" screw

#### 300 Series

- 1/4" Hex Slotted Carbon Steel Screw
- 5/16" Wide 301 Stainless Steel Band
- Carbon Steel Housing

**Applications:** For marine, agricultural, industrial and automotive uses. Corrosion resistance varies with stainless components.

Mechanically interlocked, 3 piece construction for service sealing pressure without spot welding.

| PART #  | DIA. RANGE |         | BOX/CASE | LIST PRICE |
|---------|------------|---------|----------|------------|
|         | MIN.       | MAX.    |          |            |
| 3000004 | 7/32"      | 5/8"    | 200/2400 | ---        |
| 3000005 | 7/16"      | 11/16"  | 200/2400 | ---        |
| 3000006 | 5/16"      | 7/8"    | 200/2400 | ---        |
| 3000008 | 7/16"      | 1"      | 200/1200 | ---        |
| 3000010 | 1/2"       | 1-1/16" | 200/1200 | ---        |
| 3000012 | 9/16"      | 1-1/4"  | 200/1200 | ---        |
| 3000016 | 11/16"     | 1-1/2"  | 200/1200 | ---        |
| 3000020 | 7/8"       | 1-3/4"  | 200/1200 | ---        |

Stainless Steel band with Carbon Steel Housing and Screw

1/2" band, 5/16" screw

### 1/2" BAND CLAMPS



#### 600 Series

- 5/16" Hex Slotted Carbon Steel Screw
- 1/2" Wide 201 Stainless Steel Band
- Carbon Steel Housing

**Applications:** A general purpose clamp for automobiles, plumbing, home and garden general clamping applications, with anti-corrosive properties varying with the number of components made from stainless steel.

- No PSI Rating
- 50lb/ Inch Torque Rating Die Set Function

| PART # | #   | DIA. RANGE |         | BAG/CASE | LIST PRICE |
|--------|-----|------------|---------|----------|------------|
|        |     | MIN.       | MAX.    |          |            |
| 600006 | 6   | 3/8"       | 7/8"    | 100/600  | ---        |
| 600008 | 8   | 7/16"      | 1"      | 100/600  | ---        |
| 600010 | 10  | 9/16"      | 1-1/16" | 100/600  | ---        |
| 600012 | 12  | 9/16"      | 1-1/4"  | 100/600  | ---        |
| 600016 | 16  | 11/16"     | 1-1/2"  | 100/600  | ---        |
| 600020 | 20  | 3/4"       | 1-3/4"  | 100/300  | ---        |
| 600024 | 24  | 1-1/16"    | 2"      | 100/300  | ---        |
| 600028 | 28  | 1-5/16"    | 2-1/4"  | 100/300  | ---        |
| 600032 | 32  | 1-9/16"    | 2-1/2"  | 100/300  | ---        |
| 600036 | 36  | 1-13/16"   | 2-3/4"  | 50/200   | ---        |
| 600040 | 40  | 2-1/16"    | 3"      | 50/200   | ---        |
| 600044 | 44  | 2-5/16"    | 3-1/4"  | 50/200   | ---        |
| 600048 | 48  | 2-9/16"    | 3-1/2"  | 50/200   | ---        |
| 600052 | 52  | 2-13/16"   | 3-3/4"  | 25/100   | ---        |
| 600056 | 56  | 3-1/16"    | 4"      | 25/100   | ---        |
| 600060 | 60  | 3-5/16"    | 4-1/4"  | 25/100   | ---        |
| 600064 | 64  | 2-1/2"     | 4-1/2"  | 25/100   | ---        |
| 600072 | 72  | 3"         | 5"      | 25/100   | ---        |
| 600080 | 80  | 3-1/2"     | 5-1/2"  | 10/100   | ---        |
| 600088 | 88  | 4"         | 6"      | 10/100   | ---        |
| 600096 | 96  | 4-1/2"     | 6-1/2"  | 10/100   | ---        |
| 600104 | 104 | 5"         | 7"      | 10/100   | ---        |

**WARNING:** This product can expose you to chemicals, including Chromium, which are known to the State of California to cause cancer and birth defects or other reproductive harm. For more information, visit [www.P65Warnings.ca.gov](http://www.P65Warnings.ca.gov)

CLAMPS

**325 & 611 WORM GEAR CLAMPS**

## HOSE CLAMPS

**MINIATURE CLAMPS - 5/16" BAND****325 Series**

- 1/4" Hex Slotted Carbon Steel Screw
- 5/16" Wide 301 Stainless Steel Band
- 301 Stainless Steel Housing

Applications: For agricultural, industrial and automotive uses. Corrosion resistance varies with stainless components.

Stainless Steel band and housing with Carbon Steel Screw

5/16" band, 1/4" screw

| PART # | DIA. RANGE |         | BOX/CASE | LIST PRICE |
|--------|------------|---------|----------|------------|
|        | MIN.       | MAX.    |          |            |
| 325004 | 7/32"      | 5/8"    | 200/2400 | ---        |
| 325005 | 7/16"      | 11/16"  | 200/2400 | ---        |
| 325006 | 5/16"      | 7/8"    | 200/2400 | ---        |
| 325008 | 7/16"      | 1"      | 200/1200 | ---        |
| 325010 | 1/2"       | 1-1/16" | 200/1200 | ---        |
| 325012 | 9/16"      | 1-1/4"  | 200/1200 | ---        |
| 325016 | 11/16"     | 1-1/2"  | 200/1200 | ---        |
| 325020 | 7/8"       | 1-3/4"  | 200/1200 | ---        |

Mechanically interlocked, 3 piece construction for service sealing pressure without spot welding.

Stainless Steel band and housing with Carbon Steel Screw

1/2" band, 5/16" screw

**1/2" BAND CLAMPS****611 Series**

- 5/16" Hex Slotted Carbon Steel Screw
- 1/2" Wide 201 Stainless Steel Band
- 301 Stainless Steel Housing

**Applications:** The perfect clamp for automobiles, plumbing, home and garden general clamping applications, with anti-corrosive properties varying with the number of components made from stainless steel.

- No PSI Rating
- 50lb/ Inch Torque Rating Die Set Function

| PART # | #   | DIA. RANGE |         | BAG/CASE | LIST PRICE |
|--------|-----|------------|---------|----------|------------|
|        |     | MIN.       | MAX.    |          |            |
| 611006 | 6   | 3/8"       | 7/8"    | 100/600  | ---        |
| 611008 | 8   | 7/16"      | 1"      | 100/600  | ---        |
| 611010 | 10  | 9/16"      | 1-1/16" | 100/600  | ---        |
| 611012 | 12  | 9/16"      | 1-1/4"  | 100/600  | ---        |
| 611016 | 16  | 11/16"     | 1-1/2"  | 100/600  | ---        |
| 611020 | 20  | 3/4"       | 1-3/4"  | 100/300  | ---        |
| 611024 | 24  | 1-1/16"    | 2"      | 100/300  | ---        |
| 611028 | 28  | 1-5/16"    | 2-1/4"  | 100/300  | ---        |
| 611032 | 32  | 1-9/16"    | 2-1/2"  | 100/300  | ---        |
| 611036 | 36  | 1-13/16"   | 2-3/4"  | 50/200   | ---        |
| 611040 | 40  | 2-1/16"    | 3"      | 50/200   | ---        |
| 611044 | 44  | 2-5/16"    | 3-1/4"  | 50/200   | ---        |
| 611048 | 48  | 2-9/16"    | 3-1/2"  | 50/200   | ---        |
| 611052 | 52  | 2-13/16"   | 3-3/4"  | 25/100   | ---        |
| 611056 | 56  | 3-1/16"    | 4"      | 25/100   | ---        |
| 611060 | 60  | 3-5/16"    | 4-1/4"  | 25/100   | ---        |
| 611064 | 64  | 2-1/2"     | 4-1/2"  | 25/100   | ---        |
| 611072 | 72  | 3"         | 5"      | 25/100   | ---        |
| 611080 | 80  | 3-1/2"     | 5-1/2"  | 10/100   | ---        |
| 611088 | 88  | 4"         | 6"      | 10/100   | ---        |
| 611096 | 96  | 4-1/2"     | 6-1/2"  | 10/100   | ---        |
| 611104 | 104 | 5"         | 7"      | 10/100   | ---        |
| 611116 | 116 | 5-3/4"     | 7-3/4"  | 100/100  | ---        |
| 611128 | 128 | 6-1/2"     | 8-1/2"  | 100/100  | ---        |
| 611152 | 152 | 2"         | 10"     | 100/100  | ---        |
| 611164 | 164 | 1-3/4"     | 10-3/4" | 100/100  | ---        |
| 611176 | 176 | 9-1/4"     | 11-1/4" | 100/100  | ---        |
| 611188 | 188 | 2-1/16"    | 12-1/4" | 100/100  | ---        |
| 611200 | 200 | 11"        | 13"     | 100/100  | ---        |
| 611212 | 212 | 11-3/4"    | 13-3/4" | 100/100  | ---        |
| 611224 | 224 | 12-1/2"    | 14-1/2" | 100/100  | ---        |
| 611248 | 248 | 10-3/4"    | 16"     | 100/100  | ---        |
| 611270 | 270 | 15-3/8"    | 17-3/8" | 100/100  | ---        |
| 611312 | 312 | 18"        | 20"     | 100/100  | ---        |
| 611332 | 332 | 19-1/8"    | 21-1/4" | 100/100  | ---        |
| 611390 | 390 | 22-7/8"    | 24-7/8" | 100/100  | ---        |

**WARNING:** This product can expose you to chemicals, including Chromium, which are known to the State of California to cause cancer and birth defects or other reproductive harm. For more information, visit [www.P65Warnings.ca.gov](http://www.P65Warnings.ca.gov)

# 350 & 620 WORM GEAR CLAMPS

## HOSE CLAMPS

### MINIATURE CLAMPS - 5/16" BAND



#### 350 Series

- 1/4" Hex Slotted 410 Stainless Steel Screw
- 5/16" Wide 301 Stainless Steel Band
- 301 stainless Steel Housing
- 6mm thick

All Stainless Steel  
5/16" band, 1/4" screw

| PART # | DIA. RANGE |         | BOX/CASE | LIST PRICE |
|--------|------------|---------|----------|------------|
|        | MIN.       | MAX.    |          |            |
| 350004 | 7/32"      | 5/8"    | 200/2400 | ---        |
| 350005 | 7/16"      | 11/16"  | 200/2400 | ---        |
| 350006 | 5/16"      | 7/8"    | 200/2400 | ---        |
| 350008 | 7/16"      | 1"      | 200/1200 | ---        |
| 350010 | 1/2"       | 1-1/16" | 200/1200 | ---        |
| 350012 | 9/16"      | 1-1/4"  | 200/1200 | ---        |
| 350016 | 11/16"     | 1-1/2"  | 200/1200 | ---        |
| 350020 | 7/8"       | 1-3/4"  | 200/1200 | ---        |

Applications: For agricultural, industrial and automotive uses. Corrosion resistance varies with stainless components.

Mechanically interlocked, 3 piece construction for service sealing pressure without spot welding.

### 1/2" WIDE BAND CLAMPS (12.70MM)



#### 620 Series

- 5/16" Hex Slotted 305 Stainless Steel Screw
- 1/2" Wide 301 Stainless Steel Band
- 301 Stainless Steel Housing
- 6mm Thickness
- Use for underground and other high corrosive applications.
- For a sure grip application.
- Especially suited to industrial applications

All Stainless Steel  
1/2" band, 5/16" screw

| PART # | #   | DIA. RANGE |         | BOX/CASE | LIST PRICE |
|--------|-----|------------|---------|----------|------------|
|        |     | MIN.       | MAX.    |          |            |
| 620006 | 6   | 3/8"       | 7/8"    | 100/600  | ---        |
| 620008 | 8   | 7/16"      | 1"      | 100/600  | ---        |
| 620010 | 10  | 9/16"      | 1-1/16" | 100/600  | ---        |
| 620012 | 12  | 9/16"      | 1-1/4"  | 100/600  | ---        |
| 620016 | 16  | 11/16"     | 1-1/2"  | 100/600  | ---        |
| 620020 | 20  | 3/4"       | 1-3/4"  | 100/300  | ---        |
| 620024 | 24  | 1-1/16"    | 2"      | 100/300  | ---        |
| 620028 | 28  | 1-5/16"    | 2-1/4"  | 100/300  | ---        |
| 620032 | 32  | 1-9/16"    | 2-1/2"  | 100/300  | ---        |
| 620036 | 36  | 1-13/16"   | 2-3/4"  | 50/200   | ---        |
| 620040 | 40  | 2-1/16"    | 3"      | 50/200   | ---        |
| 620044 | 44  | 2-5/16"    | 3-1/4"  | 50/200   | ---        |
| 620048 | 48  | 2-9/16"    | 3-1/2"  | 50/200   | ---        |
| 620052 | 52  | 2-13/16"   | 3-3/4"  | 25/100   | ---        |
| 620056 | 56  | 3-1/16"    | 4"      | 25/100   | ---        |
| 620060 | 60  | 3-5/16"    | 4-1/4"  | 25/100   | ---        |
| 620064 | 64  | 2-1/2"     | 4-1/2"  | 25/100   | ---        |
| 620072 | 72  | 3"         | 5"      | 25/100   | ---        |
| 620080 | 80  | 3-1/2"     | 5-1/2"  | 10/100   | ---        |
| 620088 | 88  | 4"         | 6"      | 10/100   | ---        |
| 620096 | 96  | 4-1/2"     | 6-1/2"  | 10/100   | ---        |
| 620104 | 104 | 5"         | 7"      | 10/100   | ---        |
| 620116 | 116 | 5-3/4"     | 7-3/4"  | 100/100  | ---        |
| 620128 | 128 | 6-1/2"     | 8-1/2"  | 100/100  | ---        |
| 620152 | 152 | 2"         | 10"     | 100/100  | ---        |
| 620164 | 164 | 1-3/4"     | 10-3/4" | 100/100  | ---        |
| 620176 | 176 | 9-1/4"     | 11-1/4" | 100/100  | ---        |
| 620188 | 188 | 9.9"       | 12-1/4" | 100/100  | ---        |
| 620200 | 200 | 11"        | 13"     | 100/100  | ---        |
| 620212 | 212 | 11-3/4"    | 13-3/4" | 100/100  | ---        |
| 620224 | 224 | 12-1/2"    | 14-1/2" | 100/100  | ---        |
| 620248 | 248 | 10-3/4"    | 16"     | 100/100  | ---        |
| 620270 | 270 | 15-3/8"    | 17-3/8" | 100/100  | ---        |
| 620312 | 312 | 18"        | 20"     | 100/100  | ---        |
| 620332 | 332 | 19-1/8"    | 21-1/4" | 100/100  | ---        |
| 620390 | 390 | 22-7/8"    | 24-7/8" | 100/100  | ---        |

**WARNING:** This product can expose you to chemicals, including Chromium, which are known to the State of California to cause cancer and birth defects or other reproductive harm. For more information, visit [www.P65Warnings.ca.gov](http://www.P65Warnings.ca.gov)

CLAMPS

**#316 MARINE WORM GEAR CLAMPS**

## HOSE CLAMPS

**MINIATURE CLAMPS - 5/16" BAND**

All #316 SS for Marine Environments

5/16" band, 1/4" screw

**350SS Series**

- 1/4" Hex Slotted 316 Stainless Steel S
- 316 Stainless Steel Band
- 8mm wide
- 6 mm thick
- 316 stainless Steel Housing

| PART #   | DIA. RANGE |         | BOX/CASE | LIST PRICE |
|----------|------------|---------|----------|------------|
|          | MIN.       | MAX.    |          |            |
| 350004SS | 7/32"      | 5/8"    | 200/2400 | ---        |
| 350005SS | 7/16"      | 11/16"  | 200/2400 | ---        |
| 350006SS | 5/16"      | 7/8"    | 200/2400 | ---        |
| 350008SS | 7/16"      | 1"      | 200/1200 | ---        |
| 350010SS | 1/2"       | 1-1/16" | 200/1200 | ---        |
| 350012SS | 9/16"      | 1-1/4"  | 200/1200 | ---        |
| 350016SS | 11/16"     | 1-1/2"  | 200/1200 | ---        |
| 350020SS | 7/8"       | 1-3/4"  | 200/1200 | ---        |

Applications: For marine, agricultural, industrial and automotive uses. Corrosion resistance varies with stainless components.

Mechanically interlocked, 3 piece construction for service sealing pressure without spot welding.

**1/2" WIDE BAND CLAMPS (12.70MM)**

All #316 SS for Marine Environments

1/2" band, 5/16" screw

**620SS Series**

- 5/16" Hex Slotted 316 Stainless Steel Screw
- 1/2" Wide 316 Stainless Steel Band
- 316 Stainless Steel Housing

- 6mm Thickness
- Use for marine, underground and other high corrosive applications.

| ALL 316SS PART # | #  | DIA. RANGE |         | BOX/CASE | LIST PRICE |
|------------------|----|------------|---------|----------|------------|
|                  |    | MIN.       | MAX.    |          |            |
| 620006SS         | 6  | 3/8"       | 7/8"    | 100/600  | ---        |
| 620008SS         | 8  | 7/16"      | 1"      | 100/600  | ---        |
| 620010SS         | 10 | 9/16"      | 1-1/16" | 100/600  | ---        |
| 620012SS         | 12 | 9/16"      | 1-1/4"  | 100/600  | ---        |
| 620016SS         | 16 | 11/16"     | 1-1/2"  | 100/600  | ---        |
| 620020SS         | 20 | 3/4"       | 1-3/4"  | 100/300  | ---        |
| 620024SS         | 24 | 1-1/16"    | 2"      | 100/300  | ---        |
| 620028SS         | 28 | 1-5/16"    | 2-1/4"  | 100/300  | ---        |
| 620032SS         | 32 | 1-9/16"    | 2-1/2"  | 100/300  | ---        |
| 620036SS         | 36 | 1-13/16"   | 2-3/4"  | 50/200   | ---        |
| 620040SS         | 40 | 2-1/16"    | 3"      | 50/200   | ---        |
| 620044SS         | 44 | 2-5/16"    | 3-1/4"  | 50/200   | ---        |
| 620048SS         | 48 | 2-9/16"    | 3-1/2"  | 50/200   | ---        |
| 620052SS         | 52 | 2-13/16"   | 3-3/4"  | 25/100   | ---        |
| 620056SS         | 56 | 3-1/16"    | 4"      | 25/100   | ---        |
| 620060SS         | 60 | 3-5/16"    | 4-1/4"  | 25/100   | ---        |
| 620064SS         | 64 | 2-1/2"     | 4-1/2"  | 25/100   | ---        |
| 620072SS         | 72 | 3"         | 5"      | 25/100   | ---        |

# QUICK RELEASE

## HOSE CLAMPS

# QUICK RELEASE

## 500/550 SERIES

These clamps feature a unique quick release design between the one piece housing and band allowing for quick and easy installation in restricted or difficult areas.

**Applications:** Quick release action permits easy installation in applications where clamp must be opened to be applied. Quick release clamps are used extensively in the telecommunications industry on cable enclosures where open air application demands durability.



Open/Close design allows easy installation.



### 500 Series

- 5/16" Hex Slotted Carbon Steel Screw
- 1/2" 301 Stainless Steel band
- 301 Stainless Steel Housing
- 410 Stainless Steel Bridge

### 550 Series

- 5/16" Hex Slotted 410 Stainless Steel Screw
- 1/2" 301 Stainless Steel band
- 301 Stainless Steel Housing
- 410 Stainless Steel Bridge

| PART # | LIST PRICE | #   | DIA. RANGE |          | PART # | LIST PRICE |
|--------|------------|-----|------------|----------|--------|------------|
|        |            |     | MIN.       | MAX.     |        |            |
| 500012 | ---        | 12  | 1/2"       | 1-1/4"   | 550012 | ---        |
|        | ---        | 20  | 3/4"       | 1-3/4"   | 550020 | ---        |
|        | ---        | 28  | 1"         | 2-1/4"   | 550028 | ---        |
|        | ---        | 36  | 1"         | 2-3/4"   | 550036 | ---        |
|        | ---        | 48  | 1-1/2"     | 3-1/2"   | 550048 | ---        |
|        | ---        | 56  | 1"         | 4"       | 550056 | ---        |
|        | ---        | 72  | 2"         | 5"       | 550072 | ---        |
| 500088 | ---        | 88  | 2-1/16"    | 6"       | 550088 | ---        |
| 500104 | ---        | 104 | 1-3/4"     | 7"       | 550104 | ---        |
| 500128 | ---        | 128 | 1-3/4"     | 8-9/16"  | 550128 | ---        |
| 500152 | ---        | 152 | 2"         | 10"      | 550152 | ---        |
| 500188 | ---        | 188 | 2-1/16"    | 12-5/16" | 550188 | ---        |
| 500216 | ---        | 216 | 10-3/16"   | 14"      | 550216 | ---        |
| 500248 | ---        | 248 | 10-3/4"    | 16"      | 550248 | ---        |
| 500280 | ---        | 280 | 14-1/4"    | 18"      | 550280 | ---        |
|        |            | 312 | 14"        | 20"      | 550312 | ---        |

**WARNING:** This product can expose you to chemicals, including Chromium, which are known to the State of California to cause cancer and birth defects or other reproductive harm. For more information, visit [www.P65Warnings.ca.gov](http://www.P65Warnings.ca.gov)

CLAMPS

**T-BOLT CLAMPS**

## HOSE CLAMPS

**T-Bolt Clamps**

- All designs meet SAE J1508 specifications.
- .025" Band Thickness
- 3/4" Wide Band
- Band Material: 301 Series Stainless Steel
- Bolt Material: 304 Series Stainless Steel
- Nut Material: 304 Series Stainless Steel
- Nuts are Self-locking
- Torque Rating 75 in/lb

Opens 1/16" above and tightens 1/8" smaller than nominal I.D. for a total of 3/16" range for clamps sizes 150 through 250. Opens 1/16" above and tightens 7/32" smaller than nominal I.D. for clamps sizes 256 through 750.



Purpose: To provide a quick, yet effective means of clamping a variety of fittings to a wide range of hose. T-Bolts can be applied with a standard 7/16" socket wrench. They provide 3600 sealing surface by using a shoe or formed bridge.

Services: The T-Bolt clamp is a high strength, reliable clamp with numerous applications in both the commercial and industrial markets including hose and ductwork connections for air, oil, water, other types of low pressure fluid lines, engine air intake, exhaust, hose and filters.

**ALL STAINLESS STEEL**

| PART#   | NOMINAL SIZE | O.D. RANGE |           | LIST PRICE |
|---------|--------------|------------|-----------|------------|
|         |              | FROM:      | TO:       |            |
| 840131  | 1-1/4        | 1-5/32"    | 1-15/32"  | ---        |
| 840150  | 1-1/2        | 1-3/8"     | 1-9/16"   | ---        |
| 840175  | 1-3/4        | 1-5/8"     | 1-13/16"  | ---        |
| 840188  | 1-7/8        | 1-3/4"     | 1-15/16"  | ---        |
| 840200  | 2            | 1-7/8"     | 2-1/16"   | ---        |
| 840225  | 2-1/4        | 2-1/8"     | 2-5/16"   | ---        |
| 840238  | 2-3/8        | 2-1/4"     | 2-7/16"   | ---        |
| 840250  | 2-1/2        | 2-3/8"     | 2-9/16"   | ---        |
| 840256  | 2-9/16       | 2-11/32"   | 2-5/8"    | ---        |
| 840263  | 2-5/8        | 2-13/32"   | 2-11/16"  | ---        |
| 840275  | 2-3/4        | 2-17/32"   | 2-13/16"  | ---        |
| 840288  | 2-7/8        | 2-21/32"   | 2-15/16"  | ---        |
| 840300  | 3            | 2-25/32"   | 3-1/16"   | ---        |
| 840312  | 3-1/8        | 2-29/32"   | 3-3/16"   | ---        |
| 840325  | 3-1/4        | 3-1/32"    | 3-5/16"   | ---        |
| 840350  | 3-1/2        | 3-9/32"    | 3-9/16"   | ---        |
| 840375  | 3-3/4        | 3-17/32"   | 3-13/16"  | ---        |
| 840382  | 3-53/64      | 3-19/32"   | 3-7/8"    | ---        |
| 840400  | 4            | 3-25/32"   | 4-1/16"   | ---        |
| 840425  | 4-1/4        | 4-1/32"    | 4-5/16"   | ---        |
| 840450  | 4-1/2        | 4-9/32"    | 4-9/16"   | ---        |
| 840475  | 4-3/4        | 4-17/32"   | 4-13/16"  | ---        |
| 840500  | 5            | 4-25/32"   | 5-1/16"   | ---        |
| 840525  | 5-1/4        | 5-1/32"    | 5-5/16"   | ---        |
| 840550  | 5-1/2        | 5-9/32"    | 5-9/16"   | ---        |
| 840575  | 5-3/4        | 5-17/32"   | 5-13/16"  | ---        |
| 840600  | 6            | 5-25/32"   | 6-1/16"   | ---        |
| 840625  | 6-1/4        | 6-1/32"    | 6-5/16"   | ---        |
| 840650  | 6-1/2        | 6-9/32"    | 6-9/16"   | ---        |
| 840675  | 6-3/4        | 6-17/32"   | 6-13/16"  | ---        |
| 840700  | 7            | 6-25/32"   | 7-1/16"   | ---        |
| 840750  | 7-1/2        | 7-9/32"    | 7-9/16"   | ---        |
| 840800  | 8            | 7-25/32"   | 8-1/16"   | ---        |
| 840850  | 8-1/4        | 8-9/32"    | 8-9/16"   | ---        |
| 840888  | 8-7/8        | 8-21/32"   | 8-15/16"  | ---        |
| 8401088 | 10-7/8       | 10-21/32"  | 10-15/16" | ---        |

**WARNING:** This product can expose you to chemicals, including Chromium, which are known to the State of California to cause cancer and birth defects or other reproductive harm. For more information, visit [www.P65Warnings.ca.gov](http://www.P65Warnings.ca.gov)

# SPRING LOADED T-BOLT

## HOSE CLAMPS

### SPRING LOADED T-BOLT HOSE CLAMP

- Per SAE standard J1508 Type "SLTB"
- .025 Band Thickness
- 3/4 (19mm) band width
- Heavy duty springs
- Band Material: 300 stainless
- T-bolt: Carbon steel w/ zinc plating
- Housing (Bridge): 300 Stainless
- Hex nut: Carbon Steel, Nylon insert
- Torque rating: 150 in-lbs (8.5 mm)



Purpose: To provide constant tension performance to compensate for the expansion and contraction when temperatures fluctuate. Provides high strength and a 360° seal. Tighten with a 7/16" wrench or hex nutdriver.

Services: Designed for use in high vibration and large diameter applications common in heavy trucks, industrial machinery, off road equipment, agricultural irrigation and machinery, for air intake and coolant adapter

| PART # | SAE # | MIN - MAX   | WGT   | BOX QTY | LIST PRICE |
|--------|-------|-------------|-------|---------|------------|
| 844213 | 40    | 2.13 - 2.44 | 0.170 | 100     | ---        |
| 844225 | 44    | 2.25 - 2.56 | 0.174 | 100     | ---        |
| 844238 | 48    | 2.38 - 2.69 | 0.179 | 100     | ---        |
| 844250 | 52    | 2.50 - 2.81 | 0.181 | 100     | ---        |
| 844263 | 56    | 2.63 - 2.94 | 0.183 | 100     | ---        |
| 844275 | 60    | 2.75 - 3.06 | 0.185 | 100     | ---        |
| 844300 | 68    | 3 - 3.31    | 0.187 | 100     | ---        |
| 844306 | 70    | 3.06 - 3.38 | 0.190 | 100     | ---        |
| 844313 | 72    | 3.13 - 3.44 | 0.192 | 100     | ---        |
| 844325 | 76    | 3.25 - 3.56 | 0.194 | 100     | ---        |
| 844338 | 80    | 3.38 - 3.69 | 0.196 | 100     | ---        |
| 844350 | 84    | 3.50 - 3.81 | 0.196 | 100     | ---        |
| 844356 | 86    | 3.56 - 3.88 | 0.196 | 100     | ---        |
| 844363 | 88    | 3.63 - 3.94 | 0.198 | 100     | ---        |
| 844375 | 92    | 3.75 - 4.06 | 0.198 | 100     | ---        |
| 844406 | 102   | 4.06 - 4.38 | 0.203 | 100     | ---        |
| 844413 | 104   | 4.13 - 4.44 | 0.209 | 100     | ---        |
| 844425 | 108   | 4.25 - 4.56 | 0.214 | 100     | ---        |
| 844456 | 118   | 4.56 - 4.88 | 0.216 | 100     | ---        |
| 844500 | 132   | 5 - 5.31    | 0.218 | 100     | ---        |
| 844525 | 140   | 5.25 - 5.56 | 0.220 | 100     | ---        |
| 844600 | 164   | 6 - 6.31    | 0.223 | 100     | ---        |
| 844625 | 172   | 6.25 - 6.56 | 0.225 | 100     | ---        |

Automatically adjust diameter for hose expansion and contraction due to temperature changes.

**CONSTANT TORQUE/ V-BAND**

## HOSE CLAMPS

**Constant Torque Hose Clamps**

- All designs meet SAE J1508 specifications type "SLHD"
- .028 Band thickness
- Band material: 304 thickness
- Band width: 9/16" for 45in-lb  
5/8" for 90in-lb
- Band material: 304 stainless
- Housing: 304 stainless steel
- Bridge: 410 stainless steel
- Hex screw: 410 stainless steel



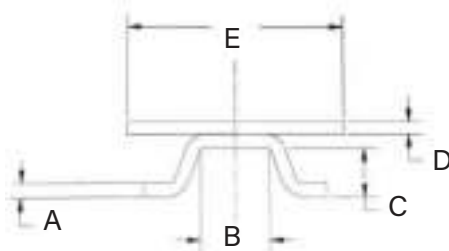
Purpose: To eliminate leaks by automatically increasing or decreasing the clamps diameter, decreasing the need for retightening. Constant torque clamps have an extended tail on the band to protect soft hose or tube from being cut.

Services: Constant torque clamps are an excellent choice for fluctuating and extreme temperature applications and thermal compensation.

| PART # | CLAMPING RANGE  | BAND WIDTH | TORQUE         | SCREW SIZE | WGT   | BOX QTY | LIST PRICE |
|--------|-----------------|------------|----------------|------------|-------|---------|------------|
| 842010 | 9/16" - 1 1/16" | 9/16"      | 72 in-lb       | 5/16"      | 0.106 | 100     | ---        |
| 842012 | 11/16" - 1 1/4" | 9/16"      | 72 in-lb       | 5/16"      | 0.108 | 100     | ---        |
| 842016 | 13/16" - 1 1/2" | 9/16"      | 72 in-lb       | 5/16"      | 0.112 | 100     | ---        |
| 842020 | 13/16" - 1 3/4" | 9/16"      | 72 in-lb       | 5/16"      | 0.119 | 100     | ---        |
| 842024 | 1 1/16" - 2"    | 9/16"      | 72 in-lb       | 5/16"      | 0.121 | 100     | ---        |
| 842200 | 1 1/4" - 2 1/8" | 5/8"       | 130 in-lb High | 3/8"       | 0.207 | 100     | ---        |
| 842250 | 1 3/4" - 2 5/8" | 5/8"       | 130 in-lb High | 3/8"       | 0.216 | 100     | ---        |
| 842300 | 2 1/4" - 3 1/8" | 5/8"       | 130 in-lb High | 3/8"       | 0.220 | 100     | ---        |
| 842350 | 2 3/4" - 3 5/8" | 5/8"       | 130 in-lb High | 3/8"       | 0.225 | 100     | ---        |
| 842400 | 3 1/4" - 4 1/8" | 5/8"       | 130 in-lb High | 3/8"       | 0.231 | 100     | ---        |
| 842450 | 3 3/4" - 4 5/8" | 5/8"       | 130 in-lb High | 3/8"       | 0.238 | 100     | ---        |
| 842500 | 4 1/4" - 5 1/8" | 5/8"       | 130 in-lb High | 3/8"       | 0.256 | 100     | ---        |
| 842550 | 4-3/4"-5-5/8"   | 5/8"       | 130 in-lb High | 3/8"       | 0.284 | 100     | ---        |

**V-BAND HOSE CLAMPS**

- Band thickness: see chart
- Band width: see chart
- Band material: 300 stainless
- Trunnion: 300 stainless
- 1/4" T-bolt: 300 Ziact plated steel



Purpose: to provide a fast, secure coupling for connecting flanged joints.

Services: V-Band clamps feature high strength and positive sealing integrity for applications including: heavy duty diesel engine exhaust and turbochargers, filter housings, emissions and general industrial applications.

| PART#  | NOMINAL DIAMETER | V-INSERT SECTIONS |       |       | BANDS |       | WGT   | BOX QTY | LIST PRICE |
|--------|------------------|-------------------|-------|-------|-------|-------|-------|---------|------------|
|        |                  | A                 | B     | C     | D     | E     |       |         |            |
| 843321 | 3.21             | 0.050             | 0.262 | 0.141 | 0.035 | 0.750 | 0.525 | 100     | ---        |
| 843382 | 3.82             | 0.077             | 0.207 | 0.281 | 0.040 | 0.875 | 0.531 | 100     | ---        |
| 843388 | 3.88             | 0.050             | 0.400 | 0.281 | 0.040 | 0.875 | 0.536 | 100     | ---        |
| 843450 | 4.50             | 0.077             | 0.207 | 0.281 | 0.040 | 0.875 | 0.547 | 100     | ---        |
| 843461 | 4.61             | 0.050             | 0.156 | 0.281 | 0.035 | 0.750 | 0.549 | 100     | ---        |
| 843475 | 4.75             | 0.050             | 0.400 | 0.281 | 0.040 | 0.875 | 0.553 | 100     | ---        |
| 843525 | 5.25             | 0.050             | 0.262 | 0.141 | 0.035 | 0.750 | 0.567 | 100     | ---        |
| 843588 | 5.88             | 0.050             | 0.400 | 0.281 | 0.040 | 0.875 | 0.575 | 100     | ---        |



# HOSE CLAMPS

## HOSE CLAMPS



R88 Series

Rugged, heavy duty two bolt clamps without saddles  
Zinc plated ductile iron clamp  
Zinc plated carbon steel bolt and nuts

### DOUBLE BOLT CLAMPS

| PART #       | SIZE  | SIZE RANGE      | MAX TORQUE FT LBS | LIST PRICE |
|--------------|-------|-----------------|-------------------|------------|
| R88DB-12-DP* | 1-1/8 | 1-1/8" - 1-1/4" | 15                | ---        |
| R88DB-16-DP* | 1-3/8 | 1-3/8" - 1-1/2" | 20                | ---        |
| R88DB-20-DP* | 1-5/8 | 1-5/8" - 1-3/4" | 25                | ---        |
| R88DB-24-DP* | 2     | 2" - 2-1/8"     | 25                | ---        |
| R88DB-32-DP* | 2-1/4 | 2-1/4" - 2-3/8" | 30                | ---        |

### SC SPIRAL CLAMP SERIES

Spiral wound clamps specifically designed for use on heavily corrugated suction hoses. Available in left hand (counter clockwise) and right hand (clockwise) spiral. Zinc plated steel construction.



| PART #      | LIST | HOSE ID | O.D. RANGE MM | PART #     | LIST PRICE |
|-------------|------|---------|---------------|------------|------------|
| SC-200R-SP* | ---  | 2"      | 51 - 56       | SC-200L-SP | ---        |
| SC-300R-SP* | ---  | 3"      | 76 - 90       | SC-300L-SP | ---        |
| SC-400R-SP* | ---  | 4"      | 106 - 118     | SC-400L-SP | ---        |
| SC-600R-SP* | ---  | 6"      | 151 - 170     | SC-600L-SP | ---        |



### M10DC MAXICLAMP SERIES

Clamp sizes for hose O.D. from 131 mm to 252 mm  
Silver (clear) zinc plated steel Band/Bridge/Trunnion/Sleeve/Bolt  
10 mm silver zinc plated steel bolts  
1.7 mm thick x 30 mm wide band  
Suggested installation torque 30 Nm (22 Ft lbs)  
Minimum breaking torque 40 Nm (29.5 ft.lbs.)

| PART #    | SIZE MM   | RANGE           | LIST PRICE |
|-----------|-----------|-----------------|------------|
| M10DC-86  | 86 - 91   | 3.38" - 3.58"   | ---        |
| M10DC-92  | 92 - 97   | 3.62" - 3.82"   | ---        |
| M10DC-104 | 104 - 112 | 4.09" - 4.41"   | ---        |
| M10DC-113 | 113 - 121 | 4.45" - 4.76"   | ---        |
| M10DC-122 | 122 - 130 | 4.80" - 5.12"   | ---        |
| M10DC-131 | 131 - 139 | 5.16" - 5.47"   | ---        |
| M10DC-140 | 140 - 148 | 5.51" - 5.83"   | ---        |
| M10DC-149 | 149 - 161 | 5.87" - 6.34"   | ---        |
| M10DC-162 | 162 - 174 | 6.38" - 6.85"   | ---        |
| M10DC-175 | 175 - 187 | 6.89" - 7.36"   | ---        |
| M10DC-188 | 188 - 200 | 7.40" - 7.87"   | ---        |
| M10DC-200 | 200 - 220 | 7.87" - 8.66"   | ---        |
| M10DC-220 | 220 - 240 | 8.66" - 9.45"   | ---        |
| M10DC-240 | 240 - 260 | 9.45" - 10.24"  | ---        |
| M10DC-260 | 260 - 280 | 10.24" - 11.02" | ---        |
| M10DC-280 | 280 - 300 | 11.02" - 11.81" | ---        |
| M10DC-300 | 300 - 325 | 11.81" - 12.80" | ---        |
| M10DC-325 | 325 - 350 | 12.80" - 13.78" | ---        |
| M10DC-350 | 350 - 375 | 13.78" - 14.76" | ---        |
| M10DC-375 | 375 - 400 | 14.76" - 15.75" | ---        |
| M10DC-400 | 400 - 425 | 15.75" - 16.73" | ---        |
| M10DC-425 | 425 - 450 | 17.73" - 17.72" | ---        |
| M10DC-450 | 450 - 475 | 17.72" - 18.70" | ---        |

**CARBON STEEL 1-EAR**

HOSE CLAMPS

**CARBON STEEL 1-EAR CLAMPS**

1-Ear Clamps are intended for low pressure applications such as automotive (not fuel lines), appliances, industrial machinery, underground irrigation systems and beverage dispensing equipment. They are specifically designed for mass production applications where inexpensive clamps are needed.

**Pressure:**

As a guideline, 1-Ear Clamps have held

30 bar - 441 psi.

This was done using a static water pressure test.

- 100 PER BAG

**Material:**

Hot dipped galvanized carbon steel band - G90

| PART #  | REF# | NOMINAL SIZE | INCHES |       | LIST PRICE |
|---------|------|--------------|--------|-------|------------|
|         |      |              | CLOSE  | OPEN  |            |
| 1050000 | 105  | 3/8"         | 0.350  | 0.414 | ---        |
| 1050001 | 113  | 7/16"        | 0.381  | 0.444 | ---        |
| 1050002 | 123  | 15/32"       | 0.394  | 0.486 | ---        |
| 1050003 | 133  | 1/2"         | 0.453  | 0.524 | ---        |
| 1050006 | 140  | 35/64"       | 0.472  | 0.551 | ---        |
| 1050007 | 145  | 9/16"        | 0.496  | 0.571 | ---        |
| 1050008 | 157  | 5/8"         | 0.543  | 0.618 | ---        |
| 1050009 | 170  | 11/16"       | 0.594  | 0.669 | ---        |
| 1050010 | 185  | 23/32"       | 0.618  | 0.728 | ---        |
| 1050011 | 198  | 3/4"         | 0.669  | 0.779 | ---        |
| 1050012 | 210  | 13/16"       | 0.716  | 0.827 | ---        |
| 1050013 | 226  | 7/8"         | 0.779  | 0.890 | ---        |
| 1050014 | 241  | 15/16"       | 0.839  | 0.949 | ---        |
| 1050015 | 256  | 1"           | 0.898  | 1.008 | ---        |
| 1050016 | 271  | 1-1/16"      | 0.945  | 1.067 | ---        |
| 1050017 | 286  | 1-1/8"       | 1.004  | 1.126 | ---        |
| 1050018 | 301  | 1-3/16"      | 1.063  | 1.185 | ---        |
| 1050020 | 331  | 1-5/16"      | 1.181  | 1.303 | ---        |
| 1050021 | 346  | 1-3/8"       | 1.240  | 1.362 | ---        |
| 1050023 | 376  | 1-15/32"     | 1.358  | 1.480 | ---        |
| 1050025 | 396  | 1-9/16"      | 1.437  | 1.559 | ---        |
| 1050026 | 410  | 1-5/8"       | 1.492  | 1.614 | ---        |
| 1050029 | 455  | 1-3/4"       | 1.669  | 1.791 | ---        |
| 1050030 | 470  | 1-16/16"     | 1.728  | 1.850 | ---        |
| 1050032 | 500  | 1-15/16"     | 1.846  | 1.968 | ---        |
| 1050033 | 515  | 2"           | 1.905  | 2.028 | ---        |

**WARNING:** This product can expose you to chemicals, including Cobalt, which are known to the State of California to cause cancer. For more information, visit [www.P65Warnings.ca.gov](http://www.P65Warnings.ca.gov)

## 2 EAR AND GAPLESS

### HOSE CLAMPS

#### 2-EAR CLAMPS

2-Ear Clamps are especially suited for industrial use and with heavily vibrating equipment.

This is a medium pressure clamp and is widely used for maintenance and OEM applications. Rubber hose, plastic tubing, coaxial and electrical cable, rope, etc. are all easily clamped. These clamps are installed on air, fluid, gas and steam lines. The one piece design offers a positive, tamper-proof seal without damaging the hose.

#### PRESSURE:

As a guideline, 2-Ear Clamps successfully seal at 54 bar - 800 psi with 35 pulsating strokes a minute.

#### MATERIAL:

Zinc plated carbon steel  
SAE 1008/1010 or DIN 1.0338  
Stainless steel tubing  
UNS S30400 or DIN 1.4301



• 100 PER BAG

Note: When ordering your 2-Ear Clamps select nominal clamp size nearest to, but always larger than, O.D. of material to be clamped after insert has been fitted.

#### ZINC PLATED CARBON STEEL

| PART #  | NOMINAL SIZE | INCHES |       | LIST PRICE |
|---------|--------------|--------|-------|------------|
|         |              | CLOSE  | OPEN  |            |
| 1010002 | 3/16"        | 0.134  | 0.197 |            |
| 1010008 | 5/16"        | 0.276  | 0.354 |            |
| 1010011 | 3/8"         | 0.319  | 0.433 |            |
| 1010016 | 1/2"         | 0.425  | 0.512 |            |
| 1010019 | 9/16"        | 0.492  | 0.591 |            |
| 1010022 | 19/32"       | 0.551  | 0.669 |            |
| 1010024 | 5/8"         | 0.591  | 0.709 |            |
| 1010027 | 3/4"         | 0.638  | 0.787 |            |

#### STAINLESS STEEL

| PART #  | NOMINAL SIZE | INCHES |       | LIST PRICE |
|---------|--------------|--------|-------|------------|
|         |              | CLOSE  | OPEN  |            |
| 1510003 | 1/4"         | 0.197  | 0.276 |            |
| 1510004 | 5/16"        | 0.276  | 0.354 |            |
| 1510023 | 3/8"         | 0.319  | 0.433 |            |
| 1510006 | 1/2"         | 0.425  | 0.512 |            |
| 1510007 | 9/16"        | 0.492  | 0.591 |            |
| 1510008 | 19/32"       | 0.551  | 0.669 |            |
| 1510009 | 5/8"         | 0.591  | 0.709 |            |
| 1510010 | 3/4"         | 0.638  | 0.787 |            |
| 1510011 | 13/16"       | 0.709  | 0.866 |            |
| 1510012 | 7/8"         | 0.748  | 0.906 |            |
| 1510013 | 15/16"       | 0.827  | 0.984 |            |
| 1510014 | 1"           | 0.886  | 1.063 |            |
| 1510016 | 1-1/8"       | 1.035  | 1.221 |            |
| 1510019 | 1-9/16"      | 1.260  | 1.457 |            |
| 1510020 | 1-1/2"       | 1.378  | 1.575 |            |

**\*Minimum QTYs may apply\***

#### GAPLESS EAR CLAMPS

#### Features

- Assured clamping seal
- For low durometer and/ or thin-walled hose/ tubing
- Perfect for silicon, vinyl, polyurethane or other high tech materials used in all industries.
- Once installed, smooth inner band circumference prevents damage to the hose while the unique tongue-in-groove design provides a 360° seal
- There are no steps or gaps inside clamp



#### Material

- Stainless steel tubing UNS S30400 or DIN 1.4301

• 100 PER BAG

| PART #   | NOMINAL SIZE | BAND WIDTH | INCHES |       | LIST PRICE |
|----------|--------------|------------|--------|-------|------------|
|          |              |            | CLOSE  | OPEN  |            |
| 16700001 | 9/32"        | 5mm        | 0.228  | 0.276 |            |
| 16700004 | 3/8"         | 5mm        | 0.307  | 0.374 |            |
| 16700007 | 7/16"        | 5mm        | 0.378  | 0.445 |            |
| 16700010 | 1/2"         | 7mm        | 0.425  | 0.524 |            |
| 16700012 | 35/64"       | 7mm        | 0.453  | 0.551 |            |
| 16700013 | 9/16"        | 7mm        | 0.472  | 0.571 |            |
| 16700016 | 5/8"         | 7mm        | 0.520  | 0.618 |            |
| 16700017 | 11/16"       | 7mm        | 0.571  | 0.669 |            |
| 16700022 | 3/4"         | 7mm        | 0.654  | 0.780 |            |
| 16700024 | 13/16"       | 7mm        | 0.701  | 0.827 |            |

**HOSE CLAMPS**

## HOSE CLAMPS

**EAR CLAMPS****2-EAR PINCH CLAMPS**

Robust, durable one-piece design offers positive, tamper resistant seal for air and fluid media lines smooth edges prevent damage to hose designed for one time use only

**CIRCLE CLAMP 2 EAR**

White zinc plated carbon steel



| PART #  | SIZE   | CLOSED | OPEN  | LIST PRICE |
|---------|--------|--------|-------|------------|
| CC-1113 | 1/2    | 0.433  | 0.512 | ---        |
| CC-1315 | 9/16   | 0.512  | 0.591 | ---        |
| CC-1517 | 19/32  | 0.591  | 0.669 | ---        |
| CC-1518 | 5/8    | 0.591  | 0.709 | ---        |
| CC-1720 | 3/4    | 0.669  | 0.787 | ---        |
| CC-2023 | 7/8    | 0.787  | 0.906 | ---        |
| CC-2225 | 15/16  | 0.866  | 0.984 | ---        |
| CC-2327 | 1      | 0.906  | 1.063 | ---        |
| CC-2528 | 1-1/16 | 0.984  | 1.102 | ---        |
| CC-2731 | 1-1/8  | 1.063  | 1.220 | ---        |
| CC-3134 | 1-5/16 | 1.220  | 1.339 | ---        |
| CC-3740 | 1-1/2  | 1.457  | 1.575 | ----       |

**hammerlock CLAMPS****HAMMERLOCK CPHL SERIES**

Double wrapped galvanized steel band preformed to a given diameter and ready for application.



IMPORT



| PART #  | SIZE    | WIDTH | LIST PRICE |
|---------|---------|-------|------------|
| CPHL-03 | 1-3/16" | 3/8"  | ---        |
| CPHL-04 | 1"      | 5/8"  | ---        |
| CPHL-05 | 1-1/4"  | 5/8"  | ---        |
| CPHL-06 | 1-1/2"  | 5/8"  | ---        |
| CPHL-07 | 1-3/4"  | 5/8"  | ---        |
| CPHL-08 | 2"      | 5/8"  | ---        |
| CPHL-09 | 2-1/4"  | 5/8"  | ---        |
| CPHL-10 | 2-1/2"  | 5/8"  | ---        |
| CPHL-11 | 2-3/4"  | 5/8"  | ---        |
| CPHL-12 | 3"      | 5/8"  | ---        |
| CPHL-14 | 3-1/2"  | 5/8"  | ---        |
| CPHL-16 | 4"      | 5/8"  | ---        |
| CPHL-18 | 4-1/2"  | 5/8"  | ---        |
| CPHL-20 | 5"      | 5/8"  | ---        |

**HAMMERLOCK CPHLS SERIES**

Double wrapped stainless steel band preformed to a given diameter and ready for application. Stainless steel lok for strength.

IMPORT



| PART #   | SIZE   | WIDTH | LIST PRICE |
|----------|--------|-------|------------|
| CPHLS-04 | 1"     | 5/8"  | ---        |
| CPHLS-05 | 1-1/4" | 5/8"  | ---        |
| CPHLS-06 | 1-1/2" | 5/8"  | ---        |
| CPHLS-07 | 1-3/4" | 5/8"  | ---        |
| CPHLS-08 | 2"     | 5/8"  | ---        |
| CPHLS-09 | 2-1/4" | 5/8"  | ---        |
| CPHLS-10 | 2-1/2" | 5/8"  | ---        |
| CPHLS-11 | 2-3/4" | 5/8"  | ---        |
| CPHLS-12 | 3"     | 5/8"  | ---        |
| CPHLS-14 | 3-1/2" | 5/8"  | ---        |
| CPHLS-16 | 4"     | 5/8"  | ---        |
| CPHLS-18 | 4-1/2" | 5/8"  | ---        |
| CPHLS-20 | 5"     | 5/8"  | ---        |
| CPHLS-24 | 6"     | 5/8"  | ---        |
| CPHLS-28 | 7"     | 5/8"  | ---        |
| CPHLS-32 | 8"     | 5/8"  | ---        |

**WARNING:** This product can expose you to chemicals, including Chromium, which are known to the State of California to cause cancer and birth defects or other reproductive harm. For more information, visit [www.P65Warnings.ca.gov](http://www.P65Warnings.ca.gov)

# PREFORMED

## HOSE CLAMPS

**TO ORDER** the correct size Fast Lok Clamps, measure the outside diameter of the hose or article and then select the next larger inside diameter clamp by catalog number.

- Minimum Qty may apply



Preformed Clamps are double wrapped and formed to a given diameter. Used primarily where one end of the hose or article is free to allow the clamps to be slid over the hose end before the fitting is inserted. All clamps may be pulled down to a smaller diameter but cannot be adjusted to a larger diameter.

### PREFORMED CLAMPS

(3/8" AND 5/8" (NOMINAL) WIDTH) - 100/BOX

| PART # | BAND WIDTH & THICKNESS | LIST PRICE | CLAMP I.D. INCHES | CATALOG NUMBER SS | BAND WIDTH & THICKNESS | LIST PRICE |
|--------|------------------------|------------|-------------------|-------------------|------------------------|------------|
| F-3    | 3/8 x .025             |            | 13/16             |                   |                        |            |
| F-311  | 3/8 x .025             |            | 1 3/8             |                   |                        |            |
| F-4    | 5/8 x .025             |            | 1                 | FS-4              | 5/8 x .022             |            |
| F-5    | 5/8 x .025             |            | 1 1/4             | FS-5              | 5/8 x .022             |            |
| F-6    | 5/8 x .031             |            | 1 1/2             | FS-6              | 5/8 x .022             |            |
| F-7    | 5/8 x .031             |            | 1 3/4             | FS-7              | 5/8 x .022             |            |
| F-8    | 5/8 x .031             |            | 2                 | FS-8              | 5/8 x .022             |            |
| F-9    | 5/8 x .031             |            | 2 1/4             | FS-9              | 5/8 x .022             |            |

### WITH STAINLESS STEEL LOK - 50/BOX

|                |            |  |       |       |            |  |
|----------------|------------|--|-------|-------|------------|--|
| F-10           | 5/8 x .031 |  | 2 1/2 | FS-10 | 5/8 x .022 |  |
| F-11           | 5/8 x .031 |  | 2 3/4 | FS-11 | 5/8 x .022 |  |
| F-12           | 5/8 x .031 |  | 3     | FS-12 | 5/8 x .022 |  |
| F-14           | 5/8 x .031 |  | 3 1/2 | FS-14 | 5/8 x .022 |  |
| <b>25/ BOX</b> |            |  |       |       |            |  |
| F-16           | 5/8 x .031 |  | 4     | FS-16 | 5/8 x .022 |  |
| F-18           | 5/8 x .031 |  | 4 1/2 | FS-18 | 5/8 x .022 |  |
| F-20           | 5/8 x .031 |  | 5     | FS-20 | 5/8 x .022 |  |
|                | 5/8 x .031 |  | 6     | FS-24 | 5/8 x .022 |  |
|                | 5/8 x .031 |  | 7     | FS-28 | 5/8 x .022 |  |

Double-wrapped, Triple Punched, Holds Permanently




Galvanized Preformed Clamps 2 1/2 inch I.D. and above, and 5/8" wide open end clamps have a stainless steel lock for greater strength and rigidity.

## K-CLAMP PREFORMED HOSE CLAMPS

Each clamp is a double wrapped metal band formed to a given diameter. The clamp is designed to be slid over the hose end before the fitting is inserted. A punch-type or fold-up tool is then used to apply the clamp.

Punch Indentation for ease of center punching

Heavy Duty Lock for greater strength and rigidity



Heavy Duty Clamp

K-Clamps may be secured by either a punch or fold-up method. (See cross sectioned views)

- Minimum Qty may apply

### Center Punched

Less tension loss. Patented hole in inner band gives better internal mechanical locking after punching

Fold-up



### PREFORMED CLAMPS

(3/8" AND 5/8" (NOMINAL) WIDTH) - 100/BOX

GALVANIZED STEEL

STAINLESS STEEL  
TYPE 301

| PART #        | LIST | CLAMP I.D. INCHES | BAND WIDTH & THICKNESS | PART # | LIST PRICE |
|---------------|------|-------------------|------------------------|--------|------------|
| K-3           |      | 13/16"            | 3/8" x .025            | KS-3   |            |
| K-311         |      | 1-3/8"            | 3/8" x .025            | KS-311 |            |
| K-4           |      | 1"                | 5/8" x .030            | KS-4   |            |
| K-5           |      | 1-1/4"            | 5/8" x .030            | KS-5   |            |
| K-6           |      | 1-1/2"            | 5/8" x .030            | KS-6   |            |
| K-7           |      | 1-3/4"            | 5/8" x .030            | KS-7   |            |
| K-8           |      | 2"                | 5/8" x .030            | KS-8   |            |
| K-9           |      | 2-1/4"            | 5/8" x .030            | KS-9   |            |
| <b>50/BOX</b> |      |                   |                        |        |            |
| K-10          |      | 2-1/2"            | 5/8" x .030            | KS-10  |            |
| K-11          |      | 2-3/4"            | 5/8" x .030            | KS-11  |            |
| K-12          |      | 3"                | 5/8" x .030            | KS-12  |            |
| K-14          |      | 3-1/2"            | 5/8" x .030            | KS-14  |            |
| <b>25/BOX</b> |      |                   |                        |        |            |
| K-16          |      | 4"                | 5/8" x .030            | KS-16  |            |
| K-18          |      | 4-1/2"            | 5/8" x .030            | KS-18  |            |
| K-20          |      | 5"                | 5/8" x .030            | KS-20  |            |
| K-24          |      | 6"                | 5/8" x .030            |        |            |
| K-28          |      | 7"                | 5/8" x .030            |        |            |

# CLAMPING TOOLS

## HOSE CLAMPS

### MODEL 1098 I STANDARD JAW PINCERS

Domestic

| PART #    | LIST PRICE |
|-----------|------------|
| OETP-1098 | ---        |



| PART #  | LIST PRICE |
|---------|------------|
| 1410118 | ---        |

### SIDE JAW PINCERS

This dual purpose, side jaw design allows clamps to be applied or removed in confined areas with pincers held parallel to the hose. Also used like standard Pincers.

Domestic



| PART #  | LIST PRICE      |
|---------|-----------------|
| 1410083 | Model 10991 --- |

### TPT TOOLS AND PARTS



| PART # | LIST PRICE |
|--------|------------|
| TPT-1  | ---        |

### HOSE CRIMPER



HOSE CRIMPER COMES WITH 5 DIES  
Die Sizes = 5/8", 37/64", 12/32", 31/64", 11/16"

| PART # | LIST PRICE       |
|--------|------------------|
| 308070 | Hose Crimper --- |

### LOKING TOOL



| PART # | LIST PRICE |
|--------|------------|
| F38    | ---        |

Portable hand tool used to apply punch Type 3/8 & 5/8 Clamps

### BUCHANAN TYPE



### LOKING TOOL



| PART # | LIST PRICE |
|--------|------------|
| F40    | ---        |

Used to apply Punch Type 3/8 & 5/8 clamps. Order mallet separately

### LOKING TOOL



Used to apply Punch Type 3/8 & 5/8 clamps. Order mallet separately

| PART # | LIST PRICE |
|--------|------------|
| F100   | ---        |

### LOKING TOOL HD



| PART # | LIST PRICE           |
|--------|----------------------|
| P1     | HEAVY DUTY ---       |
| P300   | IMPORTED VERSION --- |

**WARNING:** This product can expose you to chemicals, including Cobalt, which are known to the State of California to cause cancer. For more information, visit [www.P65Warnings.ca.gov](http://www.P65Warnings.ca.gov)

# LINED BAND CLAMPS

## HOSE CLAMPS

Features unique one-piece housing, rolled-up band edges and a non-perforated (embossed) band that protects the hose. For added corrosion resistance, the band in the 12mm Standard is made of Aluzinc which gives three times the protection offered by conventional galvanized steel.

- Features high clamping force and high durability torque.
- Stainless: All parts in AISI 304 Stainless Steel.

A non-perforated band with rolled up edges eliminates hose damage while increasing clamping force. Per SAE standard J1508 Type "FEO"



## GENERAL PURPOSE EMBOSSED WORM-GEAR HOSE CLAMPS

• Minimum Qty may apply

| PART #<br>ALUZINC | LIST PRICE | SAE SIZE | CLAMPING RANGE |        | BAG  | PART#<br>304 SS | LIST PRICE |
|-------------------|------------|----------|----------------|--------|------|-----------------|------------|
|                   |            |          | INCHES         | MM     |      |                 |            |
| 88024             | -----      | 8        | 5/8-1          | 15-24  | 1000 | 89024           | -----      |
| 88028             | -----      | 10       | 3/4-1-1/8      | 19-28  | 500  | 89028           | -----      |
| 88032             | -----      | 12       | 7/8-1-1/4      | 22-32  | 500  | 89032           | -----      |
| 88038             | -----      | 16       | 1-1/16-1-1/2   | 26-38  | 500  | 89038           | -----      |
|                   |            | 20       | 1-1/4-1-3/4    | 32-44  | 500  | 89044           | -----      |
| 88050             | -----      | 24       | 1-1/2-2        | 38-50  | 500  | 89050           | -----      |
| 88056             | -----      | 28       | 1-3/4-2-1/4    | 44-56  | 500  | 89056           | -----      |
| 88065             | -----      | 32       | 2-2-9/16       | 50-65  | 200  | 89065           | -----      |
| 88075             | -----      | 40       | 2-5/16-3       | 58-75  | 200  | 89075           | -----      |
| 88085             | -----      | 44       | 2-11/16-3-3/8  | 68-85  | 200  | 89085           | -----      |
| 88095             | -----      | 52       | 3-3-3/4        | 77-95  | 200  | 89095           | -----      |
|                   |            | 64       | 3-7/16-4-7/16  | 87-112 | 200  | 89112           | -----      |

## MINI CLAMPS

Sure seal for small, thin walled hoses. The nut is secured to the clamp, making installation easier and the hexagonal head can be tightened with a socket wrench or screw driver. Bandwidth is 9mm.

### PAINTED ALUZINC STANDARD MINI CLAMPS



| PART #<br>ALUZINC | CLAMPING RANGE |               | QTY PER<br>BAG | LIST PRICE |
|-------------------|----------------|---------------|----------------|------------|
|                   | INCHES         | MM            |                |            |
| 92010             | .36-.41        | 9-10.5        | 1000           | -----      |
| 92011             | .37-.45        | 9.5-11.5      | 900            | -----      |
| 92012             | .41-.49        | 10.5-12.5     | 800            | -----      |
| 92013             | .45-.53        | 11.5-13.5     | 800            | -----      |
| 92014             | .49-.57        | 12.5-<br>14.5 | 700            | -----      |
| 92015             | .53-.61        | 13.5-15.5     | 600            | -----      |
| 92016             | .55-.65        | 14-16.5       | 500            | -----      |
| 92017             | .59-.69        | 15-17.5       | 500            | -----      |

## MINI CLAMPS

### 304 SS MINI CLAMPS



| PART #<br>304 SS | CLAMPING RANGE |         | QTY PER<br>BAG | LIST PRICE |
|------------------|----------------|---------|----------------|------------|
|                  | INCHES         | MM      |                |            |
| 93008            | .30-.34        | 7.5-8.5 | 1000           | ---        |
| 93009            | .34-.37        | 8.5-9.5 | 1000           | ---        |
| 93011            | .41-.47        | 10.5-12 | 900            | ---        |
| 93013            | .49-.55        | 12.5-14 | 800            | ---        |
| 93017            | .63-.71        | 16-18   | 500            | ---        |

**LINED, MINI/ RUBBER LINED****HOSE CLAMPS****RUBBER LINED CLAMPS**

Multiple uses for holding cable, wire, pipe and hose. The rubber cushion absorbs vibration, provides protection against scratching and is made of black EPDM type rubber.

Rubber cushion clamps are used in a variety of industries and applications including automotive, truck, hydraulics and pneumatics, ship building, refrigeration, large equipment packaging etc.

Bandwidths and mounting hose sizes vary by diameter and material.

- Aluzinc clamps have a .26 hole diameter
- Stainless Steel .20 diameter

| PART #<br>ALUZ-<br>INC | QTY PER<br>BAG | LIST<br>PRICE | CLAMPING<br>RANGE |     | PART#<br>304 SS | QTY PER<br>BAG | LIST<br>PRICE |
|------------------------|----------------|---------------|-------------------|-----|-----------------|----------------|---------------|
|                        |                |               | INCHES            | MM  |                 |                |               |
| 95300                  | 100            | -----         | 1/8               | 3   |                 |                |               |
| 95301                  | 100            | -----         | 3/16              | 5   | 96301           | 1000           | ---           |
| 95302                  | 100            | -----         | 1/4               | 6   | 96302           | 200            | ---           |
| 95303                  | 100            | -----         | 5/16              | 8   | 96303           | 1000           | ---           |
| 95304                  | 100            | -----         | 3/8               | 10  | 96304           | 100            | ---           |
| 95305                  | 100            | -----         | 7/16              | 11  | 96305           | 1000           | ---           |
| 95306                  | 100            | -----         | 1/2               | 13  | 96306           | 100            | ---           |
| 95307                  | 100            | -----         | 9/16              | 14  | 96307           | 100            | ---           |
| 95308                  | 100            | -----         | 5/8               | 16  | 96308           | 100            | ---           |
| 95309                  | 50             | -----         | 11/16             | 18  |                 |                |               |
| 95310                  | 50             | -----         | 3/4               | 19  | 96310           | 500            | ---           |
| 95311                  | 50             | -----         | 13/16             | 21  |                 |                |               |
| 95312                  | 50             | -----         | 7/8               | 22  | 96312           | 500            | ---           |
| 95313                  | 50             | -----         | 15/16             | 24  |                 |                |               |
| 95314                  | 50             | -----         | 1                 | 25  | 96314           | 500            | ---           |
| 95315                  | 50             | -----         | 1-1/16            | 27  |                 |                |               |
| 95316                  | 50             | -----         | 1-1/8             | 29  | 96316           | 500            | ---           |
| 95317                  | 50             | -----         | 1-3/16            | 30  |                 |                |               |
| 95318                  | 50             | -----         | 1-1/4             | 32  | 96318           | 500            | ---           |
| 95319                  | 50             | -----         | 1-5/16            | 33  |                 |                |               |
| 95320                  | 50             | -----         | 1-3/8             | 35  | 96320           | 500            | ---           |
| 95321                  | 50             | -----         | 1-7/16            | 36  |                 |                |               |
| 95322                  | 500            | -----         | 1-1/2             | 38  | 96322           | 100            | ---           |
| 95326                  | 50             | -----         | 1-5/8             | 41  |                 |                |               |
| 95323                  | 25             | -----         | 1-3/4             | 45  | 96323           | 500            | ---           |
| 95328                  | 25             | -----         | 1-7/8             | 47  |                 |                |               |
| 95324                  | 25             | -----         | 2                 | 51  |                 |                |               |
| 95325                  | 25             | -----         | 2-1/8             | 54  |                 |                |               |
| 95329                  | 25             | -----         | 2-3/8             | 60  |                 |                |               |
| 95327                  | 25             | -----         | 2-1/2             | 65  |                 |                |               |
| 95330                  | 15             | -----         | 2-15/16           | 74  |                 |                |               |
| 95331                  | 10             | -----         | 4-5/16            | 110 |                 |                |               |

**RUBBER CUSHIONED CLAMP, ZINC PLATED STEEL**

| PART # | MOUNTING DIA | CLAMP DIA | LIST PRICE |
|--------|--------------|-----------|------------|
| 95402  | 3/8"         | 1/4"      | -----      |
| 95404  | 3/8"         | 3/8"      | -----      |
| 95406  | 3/8"         | 1/2"      | -----      |
| 95408  | 3/8"         | 5/8"      | -----      |
| 95410  | 3/8"         | 3/4"      | -----      |
| 95414  | 3/8"         | 1"        | -----      |
| 95418  | 3/8"         | 1 1/4"    | -----      |
| 95422  | 3/8"         | 1 1/2"    | -----      |
| 95424  | 3/8"         | 2"        | -----      |
| 95427  | 3/8"         | 2 1/2"    | -----      |
| 95432  | 3/8"         | 3"        | -----      |
| 95433  | 3/8"         | 4"        | -----      |
| 95434  | 3/8"         | 5"        | ----       |

**GALVANIZED STEEL VINYL COATED CLAMP**

| PART # | MOUNTING DIA | CLAMP DIA | LIST PRICE |
|--------|--------------|-----------|------------|
| 95504  | 1/4"         | 3/8"      | -----      |
| 95506  | 1/4"         | 1/2"      | -----      |
| 95508  | 1/4"         | 5/8"      | -----      |
| 95510  | 1/4"         | 3/4"      | -----      |
| 95512  | 1/4"         | 7/8"      | -----      |
| 95514  | 1/4"         | 1"        | -----      |
| 95516  | 1/4"         | 1 1/8"    | -----      |
| 95518  | 1/4"         | 1 1/4"    | -----      |
| 95522  | 1/4"         | 1 1/2"    | -----      |
| 95523  | 1/4"         | 1 3/4"    | -----      |
| 95524  | 1/4"         | 2"        | -----      |



# HOSE FERRULES

## HOSE CLAMPS

# HOSE FERRULES

Brass Hose Ferrules offer an alternative to hose clamps. After crimping, the ferrule will provide a permanent clamping force on both the hose and fitting.

I.D.  Pierce/ Hole

• ASTM B36 Alloy 268

| PART # | FER-RULE # | I.D.  | LENGTH | PIERCE | GAUGE | LIST |
|--------|------------|-------|--------|--------|-------|------|
| 32500  | 6231       | 0.330 | 0.49   | 0.250  | 0.020 | ---  |
| 32501  | 833        | 0.358 | 0.500  | 0.265  | 0.020 | ---  |
| 32503  | 833B       | 0.375 | 0.718  | 0.265  | 0.025 | ---  |
| 32502  | 622        | 0.380 | 0.500  | 0.265  | 0.020 | ---  |
| 32550  | 619        | 0.400 | 0.47   | 0.27   | 0.020 | ---  |
| 32504  | 620        | 0.410 | 0.500  | 0.265  | 0.020 | ---  |
| 32505  |            | .405  | .718   | .265   | 0.020 |      |
| 32551  | 769R       | 0.450 | 0.562  | 0.343  | 0.020 | ---  |
| 32552  | 4750       | 0.478 | 0.687  | 0.328  | 0.025 | ---  |
| 32553  | 624R       | 0.500 | 0.500  | 0.343  | 0.020 | ---  |
| 32506  | 7322A      | 0.500 | 1.000  | 0.343  | 0.025 | ---  |
| 32554  | 7322       | 0.500 | 1.000  | 0.328  | 0.025 | ---  |
| 32555  | 625        | 0.525 | 0.47   | 0.36   | 0.020 | ---  |
| 32517  | 625A       | 0.525 | 0.56   | 0.360  | 0.020 | ---  |
| 32556  | 7323       | 0.525 | 1.000  | 0.375  | 0.025 | ---  |
| 32521  | 9974       | 0.525 | 1.000  | 0.437  | 0.025 | ---  |
| 32557  | 7324       | 0.531 | 1.000  | 0.375  | 0.025 | ---  |
| 32558  | 626        | 0.550 | 0.484  | 0.375  | 0.020 | ---  |
| 32507  | 3588       | 0.56  | 0.75   | 0.375  | 0.020 | ---  |
| 32559  | 7325       | 0.56  | 1.000  | 0.437  | 0.025 | ---  |
| 32561  | 7326       | 0.593 | 1.000  | 0.437  | 0.025 | ---  |
| 32563  | JJ         | 0.600 | 0.500  | 0.500  | 0.020 | ---  |
| 32526  | II         | 0.625 | 0.500  | 0.500  | 0.020 | ---  |
| 32564  | 7327       | 0.625 | 1.000  | 0.437  | 0.025 | ---  |
| 32565  | HH         | 0.650 | 0.500  | 0.500  | 0.020 | ---  |
| 32566  | 7328       | 0.656 | 1.000  | 0.437  | 0.025 | ---  |
| 32567  | GG         | 0.675 | 0.515  | 0.500  | 0.020 | ---  |
| 32568  | 7329       | 0.69  | 1.000  | 0.500  | 0.025 | ---  |

| PART # | FER-RULE # | I.D.  | LENGTH | PIERCE | GAUGE | LIST |
|--------|------------|-------|--------|--------|-------|------|
| 32570  | 7330       | 0.718 | 1.000  | 0.500  | 0.025 | ---  |
| 32508  | 7330A      | 0.718 | 1.000  | 0.625  | 0.025 | ---  |
| 32571  | EE         | 0.725 | 0.530  | 0.500  | 0.020 | ---  |
| 32572  | DD         | 0.750 | 0.531  | 0.500  | 0.020 | ---  |
| 32510  | 7331B      | 0.75  | 1.00   | 0.500  | 0.025 | ---  |
| 32573  | 7331       | 0.750 | 1.000  | 0.625  | 0.025 | ---  |
| 32574  | CC         | 0.775 | 0.531  | 0.500  | 0.020 | ---  |
| 32533  | 7332B      | 0.781 | 1.000  | 0.500  | 0.025 | ---  |
| 32575  | 7332       | 0.781 | 1.000  | 0.625  | 0.025 | ---  |
| 32576  | BB         | 0.800 | 0.546  | 0.562  | 0.020 | ---  |
| 32577  | 7333       | 0.812 | 1.000  | 0.625  | 0.025 | ---  |
| 32578  | AA         | 0.825 | 0.546  | 0.562  | 0.020 | ---  |
| 32535  |            | 0.85  | 0.968  | 0.687  | 0.025 | ---  |
| 32579  | 7244       | 0.875 | 0.843  | 0.687  | 0.025 | ---  |
| 32539  | 5029A      | 0.900 | 0.875  | 0.687  | 0.025 | ---  |
| 32580  | 7113       | 0.925 | 0.968  | 0.750  | 0.025 | ---  |
| 32543  | 5028A      | 0.975 | 0.843  | 0.687  | 0.025 | ---  |
| 32545  | 5235A      | 1.000 | 0.843  | 0.687  | 0.025 | ---  |
| 32549  | 7145A      | 1.050 | 0.843  | 0.687  | 0.025 | ---  |
| 32584  | 5027       | 1.100 | 0.843  | 0.812  | 0.025 | ---  |
| 32586  | 7104A      | 1.15  | 0.843  | 0.875  | 0.025 | ---  |
| 32588  | 7088A      | 1.175 | 0.875  | 0.875  | 0.025 | ---  |
| 32590  | 875L       | 1.200 | 0.843  | 0.875  | 0.025 | ---  |
| 32591  | 7291       | 1.225 | 0.968  | 0.875  | 0.025 | ---  |
| 32592  | 7255       | 1.25  | 0.968  | 1.000  | 0.04  | ---  |
| 32596  | 8000       | 1.425 | 0.875  | 1.062  | 0.025 | ---  |
| 32597  | 1500       | 1.50  | 0.875  | 1.125  | 0.025 | ---  |

## STAINLESS STEEL FERRULES



| PART #  | CROSS # | I.D.  | LENGTH | HOLE | METAL THICKNESS | LIST PRICE |
|---------|---------|-------|--------|------|-----------------|------------|
| 32552SS | x4750   | .478  | .687   | .328 | .020            | ---        |
| 32557SS | 7324    | .531  | 1.00   | .438 | .020            | ---        |
| 32559SS | 7325    | .56   | 1.00   | .437 | .020            | ---        |
| 32561SS | 7326    | .593  | 1.00   | .437 | .020            | ---        |
| 32564SS | 7327    | .625  | 1.00   | .437 | .020            | ---        |
| 32566SS | 7328    | .656  | 1.00   | .437 | .020            | ---        |
| 32568SS | 7329    | .69   | 1.00   | .50  | .020            | ---        |
| 32570SS | 7330    | .718  | 1.00   | .625 | .020            | ---        |
| 32575SS | 7332    | .781  | 1.00   | .625 | .020            | ---        |
| 32577SS | 7333    | .812  | 1.00   | .625 | .020            | ---        |
| 32588SS | 7088A   | 1.175 | .844   | .875 | .020            | ---        |

**WARNING:** This product can expose you to chemicals, including Chromium, which are known to the State of California to cause cancer and birth defects or other reproductive harm. For more information, visit [www.P65Warnings.ca.gov](http://www.P65Warnings.ca.gov)

CLAMPS

**TUBING**  
TUBING

**TUBING**




**POLYURETHANE**



**POLYETHYLENE**

Sold individually boxed



Natural, Black, Blue, Green, Red, Yellow, Orange

**NYLON**

Sold individually boxed



**PVC**

• Clear

Sold individually boxed



**COPPER AND ALUMINUM**



**TYPE L AND REFRIGERATION**

**ALUMINUM**



# POLYURETHANE NSF 51®



NSF 51® polyurethane (PUR) Shore A 98 tubing is made from the highest quality raw materials available. It is etherbased to provide excellent hydrolysis, oil and cold resistance. Polyurethane NSF 51® is strong and flexible and offers superior kink resistance compared to other tubing. It is 5 to 10 times more wear resistant and lighter in weight than any rubber hose.

Polyurethane NSF 51® tubing has an outside diameter made to extremely tight tolerances. It is ideal for use with push-to-connect fittings, as well as barb-type and compression fittings for simple installation.

**Features**

- Strong
- Lightweight
- Flexible
- Abrasion Resistant
- Heat & Cold Resistant
- Chemical Resistant
- Kink Resistant
- NSF 51® Certified
- Meets NSF 61® Requirements

**Specifications**

Temperature Range: -40°F to +160°F  
 Hardness: Shore A 98  
 Vacuum Rating:  
 To 28" Hg  
 Tolerances:  
 1/8"-1/2" O.D. +/- .005  
 9/16"-3/4" O.D. +/- .006  
 RoHS Compliant

**Applications**

Pneumatic Tools      Lube Lines  
 Pneumatic Piping      Painting Systems  
 Vacuum                  Food & Beverages  
 Laboratories  
 Robotics  
 Motion Control  
 Instrumentation  
 Agriculture

**100' FOOT LENGTHS**

**CLEAR**



| PART # | O.D. (IN) | I.D. (IN) | WALL THICKNESS (IN) | BEND RADIUS (IN) | W.P. @70°F (PSI) | W.P. @150°F (PSI) | 3:1 BURST PRESSURE | PACKAGE WEIGHT (LBS) | LIST PRICE |
|--------|-----------|-----------|---------------------|------------------|------------------|-------------------|--------------------|----------------------|------------|
| 973343 | .250      | .156      | .047                | .476             | 180              | 70                | 540                | 1.50                 | ---        |
| 973345 | .375      | .250      | .063                | 1.000            | 150              | 70                | 450                | 3.40                 | ---        |
| 973345 | .375      | .250      | .063                | 1.000            | 150              | 70                | 450                | 3.40                 | ---        |
| 973346 | .500      | .328      | .086                | 1.102            | 150              | 70                | 450                | 5.60                 | ---        |

**BLACK**



| PART # | O.D. (IN) | I.D. (IN) | WALL THICKNESS (IN) | BEND RADIUS (IN) | W.P. @70°F (PSI) | W.P. @150°F (PSI) | 3:1 BURST PRESSURE | PACKAGE WEIGHT (LBS) | LIST PRICE |
|--------|-----------|-----------|---------------------|------------------|------------------|-------------------|--------------------|----------------------|------------|
| 73341B | 4mm, 5/32 | .093      | .031                | .250             | 200              | 85                | 600                | .70                  | ---        |
| 73343B | .250      | .156      | .047                | .476             | 180              | 70                | 540                | 1.50                 | ---        |
| 73345B | .375      | .250      | .063                | 1.000            | 150              | 70                | 450                | 3.40                 | ---        |
| 73346B | .500      | .328      | .086                | 1.102            | 150              | 70                | 450                | 5.60                 | ---        |

**BLUE**



| PART # | O.D. (IN) | I.D. (IN) | WALL THICKNESS (IN) | BEND RADIUS (IN) | W.P. @70°F (PSI) | W.P. @150°F (PSI) | 3:1 BURST PRESSURE | PACKAGE WEIGHT (LBS) | LIST PRICE |
|--------|-----------|-----------|---------------------|------------------|------------------|-------------------|--------------------|----------------------|------------|
| 73343U | .250      | .156      | .047                | .476             | 180              | 70                | 540                | 1.50                 | ---        |
| 73345U | .375      | .250      | .063                | 1.000            | 150              | 70                | 450                | 3.40                 | ---        |
| 73346U | .500      | .328      | .086                | 1.102            | 150              | 70                | 450                | 5.60                 | ---        |

# POLYETHYLENE

## LINEAR LOW DENSITY POLYETHYLENE TUBING (LLDPE)

### Features

- Chemically Inert
- Chemical Resistant
- Lightweight & Flexible
- Good Dielectric Properties
- Impermeable to Gases
- Meets FDA Requirements
- Multiple Colors Available
- Vacuum rating to 28" Hg

Polyethylene is made from 100% non-toxic ingredients. It's inert nature and FDA compliant status makes it perfect for food, water and beverage piping. It is ideal for use in pneumatic, drain piping, lab use and chemical transfer applications which require an inexpensive tubing

Polyethylene is highly-resistant to stress cracking from chemicals, aging and ultraviolet exposure. For use with barb-type, push-to-connect or compression-style fittings.

### Specifications

Temperature Range: -50°F to +140°F

Hardness: Shore A 93A

Shore D 45D

### Applications

Food & Beverage  
 Pneumatic Tools  
 Pneumatic Piping  
 Electrical Jacketing  
 Drain Lines  
 Instrumentation  
 Chemical Transfer

Process Control  
 Laboratories



100' LENGTH



500' LENGTH



1000' LENGTH

### 100' LENGTH - Natural

| PART # | TUBE O.D. | TUBE ID | TUBE WALL | WORKING PRESSURE | LIST PRICE |
|--------|-----------|---------|-----------|------------------|------------|
| 973200 | 1/8"      | 0.08    | 0.022     | 250              | ---        |
| 973201 | 5/32"     |         |           |                  | ---        |
| 973203 | 1/4"      | 0.17    | 0.040     | 150              | ---        |
| 973204 | 1/4"      | 0.125   | 0.0625    | 350              | ---        |
| 973205 | 8mm/5/16" | 0.236   | 0.038     | 150              | ---        |
| 973206 | 3/8"      | 0.25    | 0.0625    | 150              | ---        |
| 973207 | 1/2"      | 0.375   | 0.0625    | 125              | ---        |
| 973208 | 5/8"      | 0.50    | 0.0625    | 100              | ---        |
| 973211 | 3/4"      |         |           |                  | ---        |

### 500' LENGTH

| PART #  | TUBE O.D. | TUBE ID | TUBE WALL | WORKING PRESSURE | LIST PRICE |
|---------|-----------|---------|-----------|------------------|------------|
| 73200N5 | 1/8"      | 0.085   | 0.020     | 250              | ---        |
| 73203N5 | 1/4"      | 0.17    | 0.040     | 150              | ---        |
| 73204N5 | 1/4"      | 0.125   | 0.0625    | 350              | ---        |
| 73206N5 | 3/8"      | 0.25    | 0.0625    | 150              | ---        |
| 73207N5 | 1/2"      | 0.375   | 0.0625    | 125              | ---        |

### 1000' LENGTH

| PART #  | TUBE O.D. | TUBE ID | TUBE WALL | WORKING PRESSURE | LIST PRICE |
|---------|-----------|---------|-----------|------------------|------------|
| 73203N1 | 1/4"      | 0.17    | 0.040     | 150              | ---        |
| 73206N1 | 3/8"      | 0.25    | 0.0625    | 150              | ---        |

# POLYETHYLENE

## TUBING

### LLDPE POLYETHYLENE TUBING - COLORS



#### BLACK

- 100'
- 500'
- 1000'

| PART #  | COLOR | LENGTH | NOMINAL O.D. | LIST PRICE |
|---------|-------|--------|--------------|------------|
| 73201B  | Black | 100'   | 5/32         |            |
| 73203B  | Black | 100'   | 1/4"         | ---        |
| 73204B  | Black | 100'   | 1/4"         | ---        |
| 73205B  | Black | 100'   | 5/16"        | ---        |
| 73206B  | Black | 100'   | 3/8"         | ---        |
| 73207B  | Black | 100'   | 1/2"         | ---        |
| 73203B5 | Black | 500'   | 1/4"         | ---        |
| 73206B5 | Black | 500'   | 3/8"         | ---        |
| 73207B5 | Black | 500'   | 1/2"         | ---        |
| 73203B1 | Black | 1000'  | 1/4"         | ---        |



#### GREEN

- 100'
- 500'
- 1000'

| PART # | COLOR | LENGTH | NOMINAL O.D. | LIST PRICE |
|--------|-------|--------|--------------|------------|
| 73203G | Green | 100'   | 1/4"         | ---        |

| PART #  | COLOR | LENGTH | NOMINAL O.D. | LIST PRICE |
|---------|-------|--------|--------------|------------|
| 73203G5 | Green | 500'   | 1/4"         |            |
| 73204G  | Green | 100'   | 1/4"         |            |
| 73206G  | Green | 100'   | 3/8"         |            |
| 73207G  | Green | 100'   | 1/2"         |            |



#### RED

- 100'
- 500'
- 1000'

| PART #  | COLOR | LENGTH | NOMINAL O.D. | LIST PRICE |
|---------|-------|--------|--------------|------------|
| 73203R  | Red   | 100'   | 1/4"         | ---        |
| 73206R  | Red   | 100'   | 3/8"         | ---        |
| 73203R5 | Red   | 500'   | 1/4"         | ---        |
| 73206R5 | Red   | 500'   | 3/8"         | ---        |
| 73207R  | Red   | 100'   | 1/2"         |            |



#### BLUE

- 100'
- 500'
- 1000'

| PART #  | COLOR | LENGTH | NOMINAL O.D. | LIST PRICE |
|---------|-------|--------|--------------|------------|
| 73203U  | Blue  | 100'   | 1/4"         | ---        |
| 73206U  | Blue  | 100'   | 3/8"         | ---        |
| 73207U  | Blue  | 100'   | 1/2"         | ---        |
| 73203U5 | Blue  | 500'   | 1/4"         | ---        |
| 73206U5 | Blue  | 500'   | 3/8"         | ---        |
| 73204U  | Blue  | 100'   | 1/4"         |            |

#### MORE COLORS AVAILABLE

| PART # | COLOR  | LENGTH | NOMINAL O.D. | LIST PRICE |
|--------|--------|--------|--------------|------------|
| 73203W | White  | 100'   | 1/4"         |            |
| 73203Y | Yellow | 100'   | 1/4"         |            |
| 73207Y | Yellow | 100'   | 1/2"         |            |

**NYLON**  
TUBING

# NYLON 12 TUBING

Nylon 12 tubing is recognized as an industry standard for applications which require higher working pressures and higher heat and/or chemical resistance. It is ideal for outdoor use applications because of its superior stress crack resistance. Nylon 12 is strong, lightweight and has a very low moisture absorption rate compared to other nylons. By not absorbing moisture, Nylon 12 remains more flexible, which in turn extends it's service life. Nylon 12 tubing can be used with standard push-to-connect fittings and compression fittings for simple installation.

Because of it's semi-rigid properties, a thinner tube wall provides higher flow rates and working pressure.

**Features**

- Strong
- Lightweight
- Flexible
- Abrasion Resistant
- Heat Resistant
- Chemical Resistant
- Heat/ Light Stabilized
- Black - UV Rated

**Specifications**

Temperature Range: -60°F to +200°F  
 Hardness: Rockwell 78 R  
 Shore D 70  
 Vacuum Rating: To 28" Hg  
 Higher Flow Rates & Working Pressure  
 Tolerances: 1/8"-1/4" +/- .004  
 3/4"-1/2" +/- .006

**Applications**

Pneumatic Tools      Chemical Transfer  
 Pneumatic Piping      Vacuum  
 Instrumentation      Process Control  
 Lube Lines      Fuel Lines  
 Coolants      Paint Supply Lines  
 Refrigeration      Laboratories

**Part #'s shown are for natural. 500' and 1000' reels available on request.**



100' LENGTH



BLACK TUBING & MISC.



METRIC LENGTH

**100' LENGTH**

| PART # | TUBE O.D. | TUBE ID | TUBE WALL | WORKING PRESSURE | LIST PRICE |
|--------|-----------|---------|-----------|------------------|------------|
| 973230 | 1/8"      | 0.08    | .022      | 420              | ---        |
| 973231 | 5/32"     | 0.106   | .025      | 350              | ---        |
| 973232 | 1/4"      | 0.18    | .035      | 290              | ---        |
| 973238 | 1/4"      | 0.15    | .05       | 800              | ---        |
| 973226 | 5/16"     | 0.236   | .039      | 250              | ---        |
| 973233 | 3/8"      | 0.275   | .050      | 250              | ---        |
| 973234 | 1/2"      | 0.375   | .062      | 240              | ---        |

**BLACK TUBING & MISC.**

| PART #   | O.D. | TUBE ID | WALL  | WORKING PRESSURE | LIST PRICE |
|----------|------|---------|-------|------------------|------------|
| 73230B   | 1/8  | 0.08    | 0.022 | 420              | ---        |
| 73231B   | 5/32 | 0.106   | 0.025 | 350              | ---        |
| 73232B   | 1/4  | 0.18    | 0.035 | 290              | ---        |
| 73238B   | 1/4  | 0.15    | 0.05  | 800              | ---        |
| 73233B   | 3/8  | 0.275   | 0.05  | 250              | ---        |
| 73232N5* | 1/4  | 0.18    | 0.035 | 290              | ---        |

• 500' Natural    \*\*Blue

\*METRIC LENGTH - 100 ft. coils • available in natural color only

| PART # | MM O.D. | MM I.D. | MM WALL | WORKING PRESSURE | LIST PRICE |
|--------|---------|---------|---------|------------------|------------|
| 973323 | 4       | 2.7     | 0.65    | 350              | ---        |
| 973326 | 6       | 3.5     | 1.25    | 350              | ---        |
| 973325 | 6       | 4       | 1       | 340              | ---        |
| 973327 | 8       | 6       | 1       | 250              | ---        |
| 973329 | 10      | 8       | 1       | 225              | ---        |
| 973332 | 12      | 10      | 1       | 200              | ---        |
| 973334 | 14      | 11      | 1.5     | 175              | ---        |

# PVC TUBING AND TUBING CUTTERS

## TUBING

### PVC POLYVINYLCHLORIDE TUBING - NSF61



PVC is suited for general, low-pressure, industrial applications for the conveyance of liquids and solids of suitable granular size. Made from a PVC compound that complies with FDA regulations. Although it is primarily intended for applications where pressure is not essential, it will withstand the pressures shown.

The clear PVC Tubing provides good chemical resistance, is lightweight, flexible and economically priced.

#### Features

- Lightweight
- Flexible
- Food Grade
- Clear Color/ Blue tint

#### Specifications

Temperature Range: +25°F to +150°F  
 Hardness: Shore A 75 PVC  
 Meets FDA requirements  
 NSF 61 Certified  
 USP Class VI rated materials  
 RoHS Compliant

#### Applications

Beverage Dispensing      Distilled Water Transfer  
 Drain Tubing              Light Vacuum  
 Potable Water              Wire Harness  
 Laboratory Tubing        3:1 Burst Pressure  
 Wine Transfer  
 Low Pressure Air Line

**Colors Available: Clear**

**Package Lengths: 100'**

#### 100' LENGTH

| PART # | TUBE I.D.   | TUBE O.D.    | TUBE WALL   | WORKING PRESSURE | LIST PRICE |
|--------|-------------|--------------|-------------|------------------|------------|
| 973224 | 1/8 (.125)  | 1/4 (.25)    | 1/16 (.032) | 50               | ---        |
| 973223 | 3/16 (.187) | 5/16 (.313)  | 1/16 (.062) | 55               | ---        |
| 973215 | 1/4 (.25)   | 3/8 (.375)   | 1/16 (.062) | 55               | ---        |
| 973252 | 5/16 (.312) | 7/16 (.438)  | 1/16 (.062) | 50               | ---        |
| 973253 | 5/16 (.312) | 1/2 (.500)   | 3/32 (.094) | 55               | ---        |
| 973216 | 3/8 (.375)  | 1/2 (.500)   | 1/16 (.062) | 45               | ---        |
| 973255 | 3/8 (.375)  | 5/8 (.625)   | 1/8 (.125)  | 55               | ---        |
| 973262 | 3/8 (.375)  | 9/16 (.563)  | 3/32 (.094) | 50               | ---        |
| 973217 | 1/2 (.500)  | 5/8 (.625)   | 1/16 (.062) | 30               | ---        |
| 973219 | 3/4 (.750)  | 1 (1.00)     | 1/8 (.125)  | 35               | ---        |
| 973221 | 1 (1.00)    | 1-1/4 (1.25) | 1/8 (.125)  | 25               | ---        |

## TUBE CUTTERS

#### MINI-TUBING CUTTER

- Great for tight places



| PART # | SIZE                    | LIST PRICE |
|--------|-------------------------|------------|
| 990571 | 3mm-22mm<br>(1/8"-7/8") | ---        |

#### TUBING CUTTER



| PART # | SIZE        | LIST PRICE |
|--------|-------------|------------|
| 990570 | 1/8"-1-1/8" | ---        |

#### PLASTIC TUBE CUTTER

Range: 1/8" - 3/8" I.D. (3mm-10mm)




| PART # | DESCRIPTION    | LIST PRICE |
|--------|----------------|------------|
| 91707  | Cutter w/Blade | ---        |

**ALUMINUM AND COPPER**

## TUBING

**ALUMINUM TUBING - EASY BEND**

Alloy  
3003-0  
ASTM  
B-483



Material  
to ASTM  
B-483

900 PSI max  
3700 Burst PSI

Bend this tubing into the shape you need without special tools or elbow fittings. It is also known as Alloy 3003. Tubing has seamless construction, which provides a smooth interior and allows it to be flared without splitting. Use with water, air, alcohol and oil. Tubing meets ASTM B483 and has a soft (annealed) temper. OD tolerance is  $\pm 0.004$ "

**ALUMINUM VERSATUBE 50' COILS**

| PART # | O.D. | WALL THICK | ID    | MAX PSI @ 100°F | CASE     | 50' COILS |
|--------|------|------------|-------|-----------------|----------|-----------|
| 972190 | 1/8  | .025       | .075" | 2,300           | 10 coils | ---       |
| 972191 | 3/16 | .028       | .132" | 1,600           | 10 coils | ---       |
| 972192 | 1/4  | .032       | .186" | 1,400           | 10 coils | ---       |
| 972193 | 5/16 | .035       | .243" | 1,200           | 10 coils | ---       |
| 972194 | 3/8  | .035       | .305" | 1,000           | 10 coils | ---       |
| 972195 | 1/2  | .035       | .43"  | 740             | 10 coils | ---       |

**COPPER TUBING - REFRIGERATION TUBING**

ASTMB280



- Temp range: 32° to 400°F
- Bend with a bending tool
- Use with copper solder-connect fittings

This copper Alloy 122 tube comes cleaned and capped to prevent moisture and dirt from contaminating the inside. It's often called refrigeration and air conditioning tubing. Use with water, natural gas, oil and R22 refrigerant. Tubing meets ASTM B280. It has seamless construction, which provides a smooth interior. Tubing has a soft (annealed) temper.

**REFRIGERATION COPPER TUBE 50' COILS**

| PART # | TUBE SIZE | OD   | WALL | ID    | MAX PSI @ 100°F | WEIGHT PER 50' COIL | 50' COILS |
|--------|-----------|------|------|-------|-----------------|---------------------|-----------|
| 972180 | -         | 1/8  | .030 | .065" | 3,000           | 1.74                | ---       |
| 972181 | -         | 3/16 | .030 | .128" | 1,900           | 2.88                | ---       |
| 972182 | 1/8       | 1/4  | .030 | .19"  | 1,400           | 4.02                | ---       |
| 972183 | -         | 5/16 | .032 | .248" | 1,100           | 5.45                | ---       |
| 972184 | 1/4       | 3/8  | .032 | .311" | 980             | 6.70                | ---       |
| 972185 | 3/8       | 1/2  | .032 | .436" | 720             | 9.10                | ---       |
| 972186 | 1/2       | 5/8  | .035 | .555" | 610             | 12.55               | ---       |
| 972187 | 5/8       | 3/4  | .035 | .68'  | 510             | 15.25               | ---       |

**COPPER TUBING - DRINKING WATER**

For residential water lines



- Temp range: 32° to 180°F
- Bend with a bending tool
- Use with copper solder-connect fittings

NSF 61 certified for drinking (potable) water, this copper Alloy 122 tubing is also called type L. Tubing meets ASTM B88. It has seamless construction, which provides a smooth interior. Coils - Have a soft (annealed) temper.

• Water service • Natural, liquified and petroleum gases • Fire protection • Solar • Fuel/ Fuel oil • HVAC • Snow melting - Air Brake

**TYPE L SOFT COPPER TUBING 60' COILS**

| PART # | TUBE SIZE | OD   | WALL  | ID    | MAX PSI @ 100°F | WEIGHT PER 60' COIL | 60' COILS |
|--------|-----------|------|-------|-------|-----------------|---------------------|-----------|
| 972171 | 1/4       | 3/8" | .03"  | .315" | 910             | 7.56                | ---       |
| 972172 | 3/8       | 1/2  | .035" | .43"  | 770             | 11.88               | ---       |
| 972173 | 1/2       | 5/8" | .04"  | .545" | 720             | 17.10               | ---       |

**WARNING:** This product can expose you to chemicals, including Lead, which are known to the State of California to cause cancer and birth defects or other reproductive harm. For more information, visit [www.P65Warnings.ca.gov](http://www.P65Warnings.ca.gov)



# HIGH PRESSURE SPRAYERS



## STRAIGHT THROUGH QDS



## FITTINGS AND SWIVELS



## NOZZLES



## SPRAY GUNS AND WANDS



**WARNING:** This product can expose you to chemicals, including Chromium, which are known to the State of California to cause cancer and birth defects or other reproductive harm. For more information, visit [www.P65Warnings.ca.gov](http://www.P65Warnings.ca.gov)

**NOZZLES**

HIGH PRESSURE SPRAYER

**NOZZLES****QUICK DISCONNECT NOZZLE**

0-degree red tip nozzle, 15-degree yellow tip nozzle, 25-degree green tip nozzle, 40-degree white tip nozzle, and 65-degree black tip detergent nozzle. All nozzles are 4000 PSI and stainless steel, except for detergent nozzle, which is 600 PSI and brass. All Nozzles are rated for temperatures up to 300°F. Nozzles attach with ¼" quick disconnect plug.



| PART #   | DEGREE OF SPRAY | GPM @ 4000PSI | LIST PRICE |
|----------|-----------------|---------------|------------|
| DX250030 | 0               | 3.0           | ---        |
| DX251530 | 15              | 3.0           | ---        |
| DX252530 | 25              | 3.0           | ---        |
| DX254030 | 40              | 3.0           | ---        |
| DX250040 | 0               | 4.0           | ---        |
| DX251540 | 15              | 4.0           | ---        |
| DX252540 | 25              | 4.0           | ---        |
| DX254040 | 40              | 4.0           | ---        |
| DX250050 | 0               | 5.0           | ---        |
| DX251550 | 15              | 5.0           | ---        |
| DX252550 | 25              | 5.0           | ---        |
| DX254050 | 40              | 5.0           | ---        |
| DX250060 | 0               | 6.0           | ---        |
| DX251560 | 15              | 6.0           | ---        |
| DX252560 | 25              | 6.0           | ---        |
| DX254060 | 40              | 6.0           | ---        |
| DX256500 | 65              |               | ---        |

**MEG NOZZLE**

Available in 0-degree nozzle, 15-degree nozzle, 25-degree nozzle, or 40-degree nozzle. Nozzle sizes 3.0, 4.0, 5.0, 6.0 or 7.0. All nozzles are 7250 PSI 300°F, stainless steel and ¼" male pipe thread.



| PART #     | DEGREE OF SPRAY | GPM @ 4000PSI | LIST PRICE |
|------------|-----------------|---------------|------------|
| DX140030MG | 0               | 3.0           | ---        |
| DX141530MG | 15              | 3.0           | ---        |
| DX142530MG | 25              | 3.0           | ---        |
| DX144030MG | 40              | 3.0           | ---        |
| DX140040MG | 0               | 4.0           | ---        |
| DX141540MG | 15              | 4.0           | ---        |
| DX142540MG | 25              | 4.0           | ---        |
| DX144040MG | 40              | 4.0           | ---        |
| DX140050MG | 0               | 5.0           | ---        |
| DX141550MG | 15              | 5.0           | ---        |
| DX142550MG | 25              | 5.0           | ---        |
| DX144050MG | 40              | 5.0           | ---        |
| DX140060MG | 0               | 6.0           | ---        |
| DX141560MG | 15              | 6.0           | ---        |
| DX142560MG | 25              | 6.0           | ---        |
| DX144060MG | 40              | 6.0           | ---        |
| DX141570MG | 15              | 7.0           | ---        |
| DX142570MG | 25              | 7.0           | ---        |
| DX144070MG | 40              | 7.0           | ---        |

**QUICK DISCONNECT NOZZLE 5-PIECE KIT**

| PART #   | GPM @ 4000PSI | LIST PRICE |
|----------|---------------|------------|
| DX259520 | 2.0           | ---        |
| DX259530 | 3.0           | ---        |
| DX259540 | 4.0           | ---        |
| DX259550 | 5.0           | ---        |
| DX259560 | 6.0           | ---        |
| DX259570 | 7.0           | ---        |



**WARNING:** This product can expose you to chemicals, including Chromium, which are known to the State of California to cause cancer and birth defects or other reproductive harm. For more information, visit [www.P65Warnings.ca.gov](http://www.P65Warnings.ca.gov)

# SWIVELS

HIGH PRESSURE SPRAYER

## SWIVELS

### RUBBER-TIP TURBO NOZZLE

Rubber tip, rotating turbo nozzle, 1/4" NPT with steel male quick disconnect plug adaptor, rated for temperatures up to 300°F.



| PART #   | PSI  | GPM @ 4000PSI | LIST PRICE |
|----------|------|---------------|------------|
| DX722530 | 2500 | 3.0           | ---        |
| DX722540 | 2500 | 4.0           | ---        |
| DX722550 | 2500 | 5.0           | ---        |
| DX723230 | 3200 | 3.0           | ---        |
| DX723240 | 3200 | 4.0           | ---        |
| DX723250 | 3200 | 5.0           | ---        |
| DX723260 | 3200 | 6.0           | ---        |
| DX724030 | 4000 | 3.0           | ---        |
| DX724040 | 4000 | 4.0           | ---        |
| DX724050 | 4000 | 5.0           | ---        |
| DX724060 | 4000 | 6.0           | ---        |
| DX725030 | 5000 | 3.0           | ---        |
| DX725040 | 5000 | 4.0           | ---        |
| DX725050 | 5000 | 5.0           | ---        |
| DX725060 | 5000 | 6.0           | ---        |

### THERMAL RELIEF VALVE

140F Thermal Relief Valve, Brass, 300 PSI

- Attaches directly to pump



| PART #   | SIZE | LIST PRICE |
|----------|------|------------|
| DX35TR25 | 1/4" | ---        |
| DX35TR38 | 3/8" | ---        |

### 90° BOOM SWIVEL

Male x Female 90° Boom swivel, Stainless Steel, 5000 PSI, 7GPM, 300°F



| PART #  | SIZE | LIST PRICE |
|---------|------|------------|
| DX60092 | 3/8" | ---        |



# SPRAY GUNS

HIGH PRESSURE SPRAYER

## SPRAYERS

### CHROMED STEEL WAND

1/4" MNPT x 1/4" Extension Wands, 10.5 GPM, 300F



| PART #   | SIZE | GRIP        | LIST PRICE |
|----------|------|-------------|------------|
| DX4324   | 24"  | No Grip     | ---        |
| DX4336   | 36"  | No Grip     | ---        |
| DX4424   | 24"  | Molded Grip | ---        |
| DX4436   | 36"  | Molded Grip | ---        |
| DX4524VG | 24"  | Vented Grip | ---        |
| DX4536VG | 36"  | Vented Grip | ---        |

### SPRAY GUN

Rear entry spray gun, 4000 PSI, 7 GPM, 212F max, inlet 3/8", outlet 1/4"



| PART # | PRESSURE | FLOW | TEMPERATURE | LIST PRICE |
|--------|----------|------|-------------|------------|
| DX5090 | 4000     | 7    | 212         | ---        |
| DX5022 | 4000     | 6.6  | 300         | ---        |
| DX5005 | 5075     | 10.5 | 300         | ---        |

### WEEPING SPRAY GUN

Rear entry spray gun, weeping, 5000 PSI, 10.5 GPM, 300F, , inlet 3/8", outlet 1/4"

Weep style spray guns allow for a continuous flow of water by way of a small hole in the bottom of the gun that produces a slight leak, or a weeping effect. This helps prevent lines freezing in cold weather or scalding water temperatures in hot weather that could damage the pumps.



| PART # | LIST PRICE |
|--------|------------|
| DX5006 | ---        |

### SPRAY GUN WITH EXTENSION\*

Rear entry spray gun with 12" extension, 4000psi, 7gpm, 300F max, inlet 3/8", outlet M22



| PART # | LIST PRICE |
|--------|------------|
| DX5190 | ---        |

### SPRAY GUN WITH EXTENSION\*

Rrear entry spray gun with 12" extension, 5075psi, 10.5gpm, 300F max, inlet 3/8", outlet M22



| PART # | LIST PRICE |
|--------|------------|
| DX5197 | ---        |

\*Requires a 86-005 for MEG Nozzle and a 86-005 & 86-030 for QD Nozzle

**WARNING:** This product can expose you to chemicals, including Chromium, which are known to the State of California to cause cancer and birth defects or other reproductive harm. For more information, visit [www.P65Warnings.ca.gov](http://www.P65Warnings.ca.gov)

# COUPLERS/ PLUGS

HIGH PRESSURE SPRAYER

## QUICK DISCONNECTS

- Brass couplers have brass bodies and brass valves, 8 steel locking balls, Buna-N seal, and stainless steel springs
- Stainless steel couplers have stainless steel bodies, 8 stainless steel locking balls, Buna-N seal, and stainless steel springs
- Plugs are steel with green blue zinc plating or stainless steel
- Straight through design means there is no positive shut-off after disconnect
- Fully interchangeable with Parker, Hansen, Foster and Adams
- Use with liquids, hydraulic service, compressed air, gases, water and vacuum
- Ideal for applications such as high pressure water, steam washers, and carpet cleaners
- Max. Temp. 212°F for Couplers/ 300°F for Plugs    • Max Flow: 10.5 GPM

### STRAIGHT THROUGH STYLE

#### MALE BRASS COUPLERS



| PART # | BODY SIZE | THREAD SIZE | PSI  | LIST PRICE |
|--------|-----------|-------------|------|------------|
| 86030  | 1/4       | 1/4         | 4000 | ---        |
| 86031  | 3/8       | 3/8         | 4000 | ---        |
| 86032  | 1/2       | 1/2         | 4000 | ---        |

#### FEMALE BRASS COUPLERS



| PART # | BODY SIZE | THREAD SIZE | PSI  | LIST PRICE |
|--------|-----------|-------------|------|------------|
| 86035  | 1/4       | 1/4         | 4000 | ---        |
| 86036  | 3/8       | 3/8         | 4000 | ---        |
| 86037  | 1/2       | 1/2         | 4000 | ---        |

#### MALE STAINLESS STEEL COUPLERS



| PART #  | BODY SIZE | THREAD SIZE | PSI  | LIST PRICE |
|---------|-----------|-------------|------|------------|
| 86030SS | 1/4       | 1/4         | 6000 | ---        |
| 86031SS | 3/8       | 3/8         | 6000 | ---        |

#### FEMALE STAINLESS STEEL COUPLERS



| PART #  | BODY SIZE | THREAD SIZE | PSI  | LIST PRICE |
|---------|-----------|-------------|------|------------|
| 86035SS | 1/4       | 1/4         | 6000 | ---        |
| 86036SS | 3/8       | 3/8         | 6000 | ---        |

#### MALE STEEL PLUGS



| PART # | BODY SIZE | THREAD SIZE | PSI  | LIST PRICE |
|--------|-----------|-------------|------|------------|
| 86040  | 1/4       | 1/4         | 4000 | ---        |
| 86041  | 3/8       | 3/8         | 4000 | ---        |
| 86042  | 1/2       | 1/2         | 4000 | ---        |

#### FEMALE STEEL PLUGS



| PART # | BODY SIZE | THREAD SIZE | PSI  | LIST PRICE |
|--------|-----------|-------------|------|------------|
| 86045  | 1/4       | 1/4         | 4000 | ---        |
| 86046  | 3/8       | 3/8         | 4000 | ---        |
| 86047  | 1/2       | 1/2         | 4000 | ---        |

#### MALE STAINLESS STEEL PLUGS



| PART #  | BODY SIZE | THREAD SIZE | PSI  | LIST PRICE |
|---------|-----------|-------------|------|------------|
| 86040SS | 1/4       | 1/4         | 6000 | ---        |
| 86041SS | 3/8       | 3/8         | 6000 | ---        |

#### FEMALE STAINLESS STEEL PLUGS



| PART #  | BODY SIZE | THREAD SIZE | PSI  | LIST PRICE |
|---------|-----------|-------------|------|------------|
| 86045SS | 1/4       | 1/4         | 6000 | ---        |
| 86046SS | 3/8       | 3/8         | 6000 | ---        |

**WARNING:** This product can expose you to chemicals, including lead, which are known to the State of California to cause cancer and birth defects or other reproductive harm. For more information, visit [www.P65Warnings.ca.gov](http://www.P65Warnings.ca.gov)

HIGH PRESSURE SPRAYER

# COUPLERS/ KNOBS

HIGH PRESSURE SPRAYER

## MOLDED GRIP MALE BRASS COUPLER



| PART #  | THREAD SIZE | THREAD SIZE | PSI  | LIST PRICE |
|---------|-------------|-------------|------|------------|
| 86030RG | 1/4         | 1/4         | 4000 | ---        |

## MOLDED GRIP FEMALE BRASS COUPLER



| PART #  | THREAD SIZE | PLUG | PSI  | LIST PRICE |
|---------|-------------|------|------|------------|
| 86035RG | 1/4         | 1/4  | 4000 | ---        |
| 86036RG | 3/8         | 3/8  | 4000 | ---        |

## M22 SCREW TYPE X MNPT



| PART # | THREAD SIZE | MALE | PSI  | LIST PRICE |
|--------|-------------|------|------|------------|
| 86001  | M22         | 1/4  | 4000 | ---        |
| 86002  | M22         | 3/8  | 4000 | ---        |

## M22 SCREW TYPE X FNPT



| PART # | THREAD SIZE | FEMALE SIZE | PSI  | LIST PRICE |
|--------|-------------|-------------|------|------------|
| 86005  | M22         | 1/4         | 4000 | ---        |
| 86006  | M22         | 3/8         | 4000 | ---        |


## INSULATED KNOB

### M22 INSULATED KNOB X MNPT



| PART # | THREAD SIZE | MALE SIZE | PSI  | LIST PRICE |
|--------|-------------|-----------|------|------------|
| 86012  | M22         | 1/4       | 4000 | ---        |
| 86013  | M22         | 3/8       | 4000 | ---        |

### M22 INSULATED KNOB X FNPT



| PART # | THREAD SIZE | FEMALE SIZE | PSI  | LIST PRICE |
|--------|-------------|-------------|------|------------|
| 86017  | M22         | 1/4         | 4000 | ---        |
| 86018  | M22         | 3/8         | 4000 | ---        |

### M22 X M22 FNPT



| PART # | THREAD SIZE | THREAD SIZE | PSI  | LIST PRICE |
|--------|-------------|-------------|------|------------|
| 86022  | M22         | M22         | 4000 | ---        |

### M22 INSULATED KNOB X QC PLUG



| PART # | THREAD SIZE | PLUG | PSI  | LIST PRICE |
|--------|-------------|------|------|------------|
| 86020  | M22         | 3/8  | 4000 | ---        |

**WARNING:** This product can expose you to chemicals, including lead, which are known to the State of California to cause cancer and birth defects or other reproductive harm. For more information, visit [www.P65Warnings.ca.gov](http://www.P65Warnings.ca.gov)

# PNEUMATICS



1/4" 3/8" 1/2" 1/4" 1/4" 3/8" 1/4" 1/4" 3/8"  
 INDUSTRIAL INTERCHANGE ARO AUTO AUTO LINCOLN STRAIGHT THRU STRAIGHT THRU

## QUICK DISCONNECTS



- Universal
- ARO 210
- Lincoln
- Industrial
- Automotive
- ST Series - High Flow

## BREATHER VENTS, MUFFLERS



- Mufflers
- Snubbers
- In-line filters
- Breather vents
- Control valves
- Manifolds

## PNEUMATIC ACCESSORIES



- Kits NEW
- Tire gauge
- Tank and vent valves
- Blow guns
- Air chucks
- Inflators

## GAUGES



- Liquid filled & Dry
- Lower mount & center mount
- Water test
- Syphons

**WARNING:** This product can expose you to chemicals, including lead, which are known to the State of California to cause cancer and birth defects or other reproductive harm. For more information, visit [www.P65Warnings.ca.gov](http://www.P65Warnings.ca.gov)

**INDUSTRIAL**  
PNEUMATICS

**INDUSTRIAL INTERCHANGE**

• Couplers are brass or plated steel body with brass or steel valves, 6 steel locking balls, NBR seal and stainless steel springs

6 Steel locking balls (1/2" body size has 8 steel locking balls)

- Plugs are brass or steel with green blue zinc plating
- Industry standard design for compressed air, water, grease, paint, limited vacuum and limited gases
- Manual retract for connecting and disconnecting
- Maximum working pressure is 250 PSI

**BRASS FEMALE COUPLER**



| PART# | BODY SIZE | THREAD SIZE | LIST PRICE |
|-------|-----------|-------------|------------|
| 28540 | 1/4"      | 1/4"        | ---        |
| 28541 | 1/4"      | 3/8"        | ---        |

**BRASS MALE COUPLER**



| PART# | BODY SIZE | THREAD SIZE | LIST PRICE |
|-------|-----------|-------------|------------|
| 28552 | 1/4"      | 1/4"        | ---        |
| 28553 | 1/4"      | 3/8"        | ---        |

**STEEL FEMALE COUPLER**



| PART#  | BODY SIZE | THREAD SIZE | LIST PRICE |
|--------|-----------|-------------|------------|
| 28540S | 1/4"      | 1/4"        | ---        |
| 28541S | 1/4"      | 3/8"        | ---        |
| 98810  | 3/8"      | 1/4"        | ---        |
| 98811  | 3/8"      | 3/8"        | ---        |
| 98812  | 3/8"      | 1/2"        | ---        |
| 99812  | 1/2"      | 1/2"        | ---        |
| 99813  | 3/4"      | 3/4"        | ---        |

**STEEL MALE COUPLER**



| PART#  | BODY SIZE | THREAD SIZE | LIST PRICE |
|--------|-----------|-------------|------------|
| 28552S | 1/4"      | 1/4"        | ---        |
| 28553S | 1/4"      | 3/8"        | ---        |
| 98823  | 3/8"      | 1/4"        | ---        |
| 98824  | 3/8"      | 3/8"        | ---        |
| 98825  | 3/8"      | 1/2"        | ---        |
| 99825  | 1/2"      | 1/2"        | ---        |
| 99826  | 1/2"      | 3/4"        | ---        |

**BRASS HOSE ID COUPLER**



| PART# | BODY SIZE | BARB SIZE | LIST PRICE |
|-------|-----------|-----------|------------|
| 28562 | 1/4"      | 1/4"      | ---        |
| 28564 | 1/4"      | 3/8"      | ---        |

**STEEL HOSE ID COUPLER**



| PART#  | BODY SIZE | BARB SIZE | LIST PRICE |
|--------|-----------|-----------|------------|
| 28562S | 1/4"      | 1/4"      | ---        |
| 28564S | 1/4"      | 3/8"      | ---        |
| 98840  | 3/8"      | 1/4"      | ---        |
| 98841  | 3/8"      | 3/8"      | ---        |
| 99841  | 1/2"      | 3/8"      | ---        |
| 99843  | 1/2"      | 1/2"      | ---        |

**BRASS PUSH-ON HOSE COUPLER**



| PART# | BODY SIZE | BARB SIZE | LIST PRICE |
|-------|-----------|-----------|------------|
| 28565 | 1/4"      | 1/4"      | ---        |
| 28566 | 1/4"      | 3/8"      | ---        |

**WARNING:** This product can expose you to chemicals, including lead, which are known to the State of California to cause cancer and birth defects or other reproductive harm. For more information, visit [www.P65Warnings.ca.gov](http://www.P65Warnings.ca.gov)



**STEEL PUSH-ON HOSE COUPLER**



| PART#  | BODY SIZE | BARB SIZE | LIST PRICE |
|--------|-----------|-----------|------------|
| 28565S | 1/4"      | 1/4"      | ---        |
| 28566S | 1/4"      | 3/8"      | ---        |
| 98842  | 3/8"      | 3/8"      | ---        |

**STEEL MALE PLUG**



| PART# | BODY SIZE | THREAD SIZE | LIST PRICE |
|-------|-----------|-------------|------------|
| 28545 | 1/4"      | 1/8"        | ---        |
| 28546 | 1/4"      | 1/4"        | ---        |
| 28547 | 1/4"      | 3/8"        | ---        |
| 98814 | 3/8"      | 1/4"        | ---        |
| 98815 | 3/8"      | 3/8"        | ---        |
| 99816 | 1/2"      | 1/2"        | ---        |
| 99817 | 1/2"      | 3/4"        | ---        |

**STEEL FEMALE PLUG**



| PART# | BODY SIZE | THREAD SIZE | LIST PRICE |
|-------|-----------|-------------|------------|
| 28533 | 1/4"      | 1/8"        | ---        |
| 28534 | 1/4"      | 1/4"        | ---        |
| 28535 | 1/4"      | 3/8"        | ---        |
| 98801 | 3/8"      | 1/4"        | ---        |
| 98802 | 3/8"      | 3/8"        | ---        |
| 99803 | 1/2"      | 1/2"        | ---        |
| 99804 | 1/2"      | 3/4"        | ---        |

**BRASS MALE PLUG**



| PART#  | BODY SIZE | THREAD SIZE | LIST PRICE |
|--------|-----------|-------------|------------|
| 28546B | 1/4"      | 1/4"        | ---        |

**BRASS FEMALE PLUG**



| PART#  | BODY SIZE | THREAD SIZE | LIST PRICE |
|--------|-----------|-------------|------------|
| 28534B | 1/4"      | 1/4"        | ---        |

**STEEL HOSE ID PLUG**



| PART# | BODY SIZE | BARB SIZE | LIST PRICE |
|-------|-----------|-----------|------------|
| 28557 | 1/4"      | 1/4"      | ---        |
| 28559 | 1/4"      | 3/8"      | ---        |
| 98828 | 3/8"      | 3/8"      | ---        |
| 99828 | 1/2"      | 3/8"      | ---        |
| 99830 | 1/2"      | 1/2"      | ---        |

**STEEL PUSH-ON HOSE PLUG**



| PART# | BODY SIZE | BARB SIZE | LIST PRICE |
|-------|-----------|-----------|------------|
| 28558 | 1/4"      | 1/4"      | ---        |
| 28561 | 1/4"      | 3/8"      | ---        |
| 98830 | 3/8"      | 3/8"      | ---        |

**STEEL SWIVEL MALE PLUG**



| PART#  | BODY SIZE | THREAD SIZE | LIST PRICE |
|--------|-----------|-------------|------------|
| 320065 | 1/4"      | 1/4"        | ---        |

**WARNING:** This product can expose you to chemicals, including lead, which are known to the State of California to cause cancer and birth defects or other reproductive harm. For more information, visit [www.P65Warnings.ca.gov](http://www.P65Warnings.ca.gov)

**UNIVERSAL**  
PNEUMATICS

# UNIVERSAL SERIES COUPLERS

- Automatic Coupler means flow will cut off automatically at time of disconnect
- Brass Couplers have brass body and brass sleeve with brass valve, 6 steel locking balls, NBR seal and 6 stainless steel springs.
- Stainless Steel Couplers have stainless steel body and stainless steel sleeve with stainless steel valve, 6 steel locking balls, FKM seal, and stainless steel springs
- Coupler compatible with ARO 210, Parker Interchange and Industrial Interchange plugs
- Maximum working pressure is 250 PSI

## BRASS MALE COUPLER



| PART# | BODY SIZE | THREAD SIZE | LIST PRICE |
|-------|-----------|-------------|------------|
| 28579 | 1/4"      | 1/4"        | ---        |
| 28589 | 1/4"      | 3/8"        | ---        |

## BRASS FEMALE COUPLER



| PART# | BODY SIZE | THREAD SIZE | LIST PRICE |
|-------|-----------|-------------|------------|
| 28560 | 1/4"      | 1/4"        | ---        |

## BRASS HOSE ID COUPLER



| PART# | BODY SIZE | BARB SIZE | LIST PRICE |
|-------|-----------|-----------|------------|
| 28690 | 1/4"      | 1/4"      | ---        |
| 28691 | 1/4"      | 3/8"      | ---        |

## STAINLESS STEEL FEMALE COUPLER



| PART#   | BODY SIZE | THREAD SIZE | LIST PRICE |
|---------|-----------|-------------|------------|
| 28560SS | 1/4"      | 1/4"        | ---        |

## STAINLESS STEEL INDUSTRIAL MALE PLUG



| PART#   | BODY SIZE | THREAD SIZE | LIST PRICE |
|---------|-----------|-------------|------------|
| 28546SS | 1/4"      | 1/4"        | ---        |

## STAINLESS STEEL INDUSTRIAL FEMALE PLUG



| PART#   | BODY SIZE | THREAD SIZE | LIST PRICE |
|---------|-----------|-------------|------------|
| 28534SS | 1/4"      | 1/4"        | ---        |

**WARNING:** This product can expose you to chemicals, including lead, which are known to the State of California to cause cancer and birth defects or other reproductive harm. For more information, visit [www.P65Warnings.ca.gov](http://www.P65Warnings.ca.gov)

# ARO 210 INTERCHANGE

- Couplers have brass bodies and brass valves, 6 steel locking balls, NBR seal, and stainless steel springs
- Plugs are steel with green blue zinc plating
- Couplers have a full opening tubular valve for maximum flow and a built-in sleeve guard to minimize accidental disconnect
- Maximum working pressure is 250 PSI

## MALE COUPLER



| PART# | BODY SIZE | THREAD SIZE | LIST PRICE |
|-------|-----------|-------------|------------|
| 28593 | 1/4"      | 1/4"        | ---        |
| 28594 | 1/4"      | 3/8"        | ---        |

## FEMALE COUPLER



| PART# | BODY SIZE | THREAD SIZE | LIST PRICE |
|-------|-----------|-------------|------------|
| 28584 | 1/4"      | 1/4"        | ---        |
| 28585 | 1/4"      | 3/8"        | ---        |

## HOSE ID COUPLER



| PART# | BODY SIZE | BARB SIZE | LIST PRICE |
|-------|-----------|-----------|------------|
| 28601 | 1/4"      | 1/4"      | ---        |
| 28603 | 1/4"      | 3/8"      | ---        |

## MALE PLUG



| PART# | BODY SIZE | THREAD SIZE | LIST PRICE |
|-------|-----------|-------------|------------|
| 28586 | 1/4"      | 1/8"        | ---        |
| 28587 | 1/4"      | 1/4"        | ---        |

## FEMALE PLUG



| PART# | BODY SIZE | THREAD SIZE | LIST PRICE |
|-------|-----------|-------------|------------|
| 28578 | 1/4"      | 1/4"        | ---        |

## HOSE ID PLUG



| PART# | BODY SIZE | BARB SIZE | LIST PRICE |
|-------|-----------|-----------|------------|
| 28595 | 1/4"      | 1/4"      | ---        |
| 28597 | 1/4"      | 3/8"      | ---        |

**WARNING:** This product can expose you to chemicals, including lead, which are known to the State of California to cause cancer and birth defects or other reproductive harm. For more information, visit [www.P65Warnings.ca.gov](http://www.P65Warnings.ca.gov)

# AUTOMOTIVE/ PARKER INTERCHANGE

## PNEUMATICS

### AUTOMOTIVE/ PARKER INTERCHANGE (Tru-Flate)

- Brass couplers are brass bodies with brass valves, 6 steel locking balls, NBR seal, and stainless steel springs. Steel couplers are steel bodies with steel valves, 6 stainless steel locking balls, NBR seal, and stainless steel springs.
- Plugs are brass or steel with green blue zinc plating
- Unique design has been field proven as a long-lasting, high performance coupling especially when used with pneumatic tools
- Maximum working pressure is 300 PSI

#### BRASS MALE COUPLER



| PART# | BODY SIZE | THREAD SIZE | LIST PRICE |
|-------|-----------|-------------|------------|
| 28515 | 1/4"      | 1/8"        | ---        |
| 28516 | 1/4"      | 1/4"        | ---        |
| 28517 | 1/4"      | 3/8"        | ---        |

#### BRASS FEMALE COUPLER



| PART# | BODY SIZE | THREAD SIZE | LIST PRICE |
|-------|-----------|-------------|------------|
| 28507 | 1/4"      | 1/4"        | ---        |
| 28508 | 1/4"      | 3/8"        | ---        |

#### STEEL MALE COUPLER



| PART#  | BODY SIZE | THREAD SIZE | LIST PRICE |
|--------|-----------|-------------|------------|
| 28516S | 1/4"      | 1/4"        | ---        |
| 28514S | 3/8"      | 1/4"        | ---        |
| 28519S | 3/8"      | 3/8"        | ---        |

#### STEEL FEMALE COUPLER



| PART#  | BODY SIZE | THREAD SIZE | LIST PRICE |
|--------|-----------|-------------|------------|
| 28507S | 1/4"      | 1/4"        | ---        |
| 28525S | 3/8"      | 1/4"        | ---        |
| 28526S | 3/8"      | 3/8"        | ---        |

#### BRASS MALE PLUG



| PART#  | BODY SIZE | THREAD SIZE | LIST PRICE |
|--------|-----------|-------------|------------|
| 28510B | 1/4"      | 1/4"        | ---        |

#### BRASS FEMALE PLUG



| PART#  | BODY SIZE | THREAD SIZE | LIST PRICE |
|--------|-----------|-------------|------------|
| 28501B | 1/4"      | 1/4"        | ---        |

#### STEEL MALE PLUG



| PART# | BODY SIZE | THREAD SIZE | LIST PRICE |
|-------|-----------|-------------|------------|
| 28509 | 1/4"      | 1/8"        | ---        |
| 28510 | 1/4"      | 1/4"        | ---        |
| 28511 | 1/4"      | 3/8"        | ---        |
| 28512 | 3/8"      | 1/4"        | ---        |
| 28513 | 3/8"      | 3/8"        | ---        |

#### STEEL FEMALE PLUG



| PART# | BODY SIZE | THREAD SIZE | LIST PRICE |
|-------|-----------|-------------|------------|
| 28500 | 1/4"      | 1/8"        | ---        |
| 28501 | 1/4"      | 1/4"        | ---        |
| 28502 | 1/4"      | 3/8"        | ---        |
| 28503 | 3/8"      | 1/4"        | ---        |
| 28504 | 3/8"      | 3/8"        | ---        |

**WARNING:** This product can expose you to chemicals, including lead, which are known to the State of California to cause cancer and birth defects or other reproductive harm. For more information, visit [www.P65Warnings.ca.gov](http://www.P65Warnings.ca.gov)

# AUTOMOTIVE/ PARKER INTERCHANGE

## PNEUMATICS

### HOSE ID COUPLER



| PART# | BODY SIZE | BARB SIZE | LIST PRICE |
|-------|-----------|-----------|------------|
| 28528 | 1/4"      | 1/4"      | ---        |
| 28530 | 1/4"      | 3/8"      | ---        |

### HOSE ID PLUG



| PART# | BODY SIZE | BARB SIZE | LIST PRICE |
|-------|-----------|-----------|------------|
| 28518 | 1/4"      | 1/4"      | ---        |
| 28520 | 1/4"      | 3/8"      | ---        |
| 28524 | 3/8"      | 3/8"      | ---        |

### PUSH-ON HOSE COUPLER



| PART# | BODY SIZE | BARB SIZE | LIST PRICE |
|-------|-----------|-----------|------------|
| 28531 | 1/4"      | 1/4"      | ---        |
| 28532 | 1/4"      | 3/8"      | ---        |

### PUSH-ON HOSE PLUG



| PART# | BODY SIZE | BARB SIZE | LIST PRICE |
|-------|-----------|-----------|------------|
| 28521 | 1/4"      | 1/4"      | ---        |
| 28522 | 1/4"      | 3/8"      | ---        |

## LINCOLN INTERCHANGE

- Couplers have brass bodies with steel sleeves, Acetal valves, 6 steel locking balls, Nitrile seal and stainless steel springs
- Plugs are steel with green blue zinc plating
- Manual style
- Unique design includes long nose and short ball groove
- Maximum working pressure is 250 PSI

### MALE COUPLER



| PART# | BODY SIZE | THREAD SIZE | LIST PRICE |
|-------|-----------|-------------|------------|
| 28683 | 1/4"      | 1/4"        | ---        |

### STEEL MALE PLUG



| PART# | BODY SIZE | THREAD SIZE | LIST PRICE |
|-------|-----------|-------------|------------|
| 28685 | 1/4"      | 1/8"        | ---        |
| 28686 | 1/4"      | 1/4"        | ---        |

### FEMALE COUPLER



| PART# | BODY SIZE | THREAD SIZE | LIST PRICE |
|-------|-----------|-------------|------------|
| 28684 | 1/4"      | 1/4"        | ---        |

### STEEL FEMALE PLUG



| PART# | BODY SIZE | THREAD SIZE | LIST PRICE |
|-------|-----------|-------------|------------|
| 28687 | 1/4"      | 1/4"        | ---        |

**WARNING:** This product can expose you to chemicals, including lead, which are known to the State of California to cause cancer and birth defects or other reproductive harm. For more information, visit [www.P65Warnings.ca.gov](http://www.P65Warnings.ca.gov)

# MUFFLERS/ VENTS

## PNEUMATICS

### BRASS MUFFLERS

Materials:  
 Body: Brass  
 Element: Sintered Bronze  
 Max Operating Pressure: 300PSI  
 Temperature: 35° to 300°F  
 • Application: Designed to diffuse Air & Muffler noise to acceptable levels within OSHA noise requirements.  
 • Used on exhaust ports, valves, cylinders and air tools.  
 • Construction: Porous sintered bronze 40 micron filter element secured to a brass body



| PART # | SIZE   | LIST PRICE |
|--------|--------|------------|
| 300020 | 10/32" | ---        |
| 300021 | 1/8"   | ---        |
| 300022 | 1/4"   | ---        |
| 300023 | 3/8"   | ---        |
| 300024 | 1/2"   | ---        |
| 300026 | 3/4"   | ---        |
| 300028 | 1"     | ---        |

40 Micron element

### STAINLESS MUFFLERS



Materials:  
 Body: 303 Grade Stainless Steel  
 Element: 316 Grade Stainless Steel  
 Max Operating Pressure: 300PSI  
 Temperature: 35° to 392°F

| PART # | SIZE | LIST PRICE |
|--------|------|------------|
| 300032 | 1/8" | ---        |
| 300033 | 1/4" | ---        |
| 300034 | 3/8" | ---        |
| 300035 | 1/2" | ---        |

### BRASS BREATHER VENT

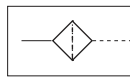


Materials:  
 Body: Brass  
 Element: Sintered Bronze  
 Max Operating Pressure: 150PSI  
 Temperature: 35° to 300°F  
 • Application: Prevents Dirt and Foreign Particles from Entering Ports Open to Atmosphere. Typically used on Acting Cylinders  
 • Additional Use is Vacuum Relief or Pressure Equalization on Storage Vessels or Tanks  
 • Construction: Porous Sintered Bronzed 40 Micron Filter Element Secured to a brass body

| PART # | SIZE   | LIST PRICE |
|--------|--------|------------|
| 300000 | 10-32" | ---        |
| 300001 | 1/8"   | ---        |
| 300002 | 1/4"   | ---        |
| 300003 | 3/8"   | ---        |
| 300004 | 1/2"   | ---        |
| 300006 | 3/4"   | ---        |
| 300008 | 1"     | ---        |

40 Micron element

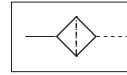
### STAINLESS BREATHER VENT



Materials:  
 Body: 303 Grade Stainless Steel  
 Element: 316 Grade Stainless Steel  
 Max Operating Pressure: 150PSI  
 Temperature: 35° to 390°F

| PART # | SIZE | LIST PRICE |
|--------|------|------------|
| 300014 | 1/8" | ---        |
| 300015 | 1/4" | ---        |
| 300017 | 3/8" | ---        |
| 300018 | 1/2" | ---        |
| 300019 | 3/4" | ---        |

### PRESSURE SNUBBER

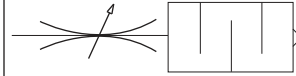


Materials:  
 Body: Brass  
 Element: Sintered Bronze  
 Max Operating Pressure: 9000PSI  
 Temperature: 35° to 300°F  
 • Applications: Protect pressure instruments from sudden pressure surges and fluctuations providing more accurate gauge readings  
 • Construction: Solid brass housing with porous bronze element  
 • Can be used for mini in-line filters  
 • 5 different porosity elements per package, allows each user to adjust snubbing capacity for the specific application

| PART # | SIZE | POROSITY | LIST PRICE |
|--------|------|----------|------------|
| 28354  | 1/4" | 40 um    | ---        |
| 28352  | 1/4" | 25 um    | ---        |
| 28350  | 1/4" | 10 um    | ---        |

| Recommended Element Porosity Rating |        |                                     |
|-------------------------------------|--------|-------------------------------------|
| Rating                              | Color  | Recommended Application             |
| 40 um                               | None   | Viscous Fluids (over 500 ssu)       |
| 30 um                               | Black  | Med. Type Oils (225 to 500 ssu)     |
| 25 um                               | Brown  | Water & Lt. Oils (30 to 25 ssu)     |
| 20 um                               | Green  | Low Viscosity Fluids (under 30 ssu) |
| 10 um                               | Red    | Air and Other Gases                 |
| 5 um                                | Purple |                                     |

### SPEED CONTROL VALVE



Materials:  
 Body: Brass  
 Element: 40 Micron Sintered Bronze  
 Max Operating Pressure: 300PSI  
 Temperature: 35° to 300°F  
 • Application: Provide infinite variation of metering air flow at acceptable sound levels on air valve exhaust ports with complete safety  
 • The speed of an operating cylinder or air tool may be increased or decreased with the adjusting screw, the final position is locked in place by a lock nut  
 • Objectionable exhaust air noise is eliminated by the surrounding sleeve - 40 um sintered bronze  
 • Brass Body  
 • Max operating pressure: 300PSI  
 • Operating temperature: 35° F to 300° F

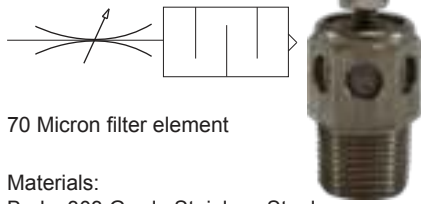
| PART # | SIZE | LIST PRICE |
|--------|------|------------|
| 940800 | 1/8" | ---        |
| 940801 | 1/4" | ---        |
| 940803 | 3/8" | ---        |
| 940804 | 1/2" | ---        |
| 940805 | 3/4" | ---        |
| 940806 | 1"   | ---        |

WARNING: This product can expose you to chemicals, including Chromium, which are known to the State of California to cause cancer and birth defects or other reproductive harm. For more information, visit www.P65Warnings.ca.gov

# VALVES/ MUFFLERS/ FILTERS

## PNEUMATICS

### STAINLESS SPEED CONTROL VALVE

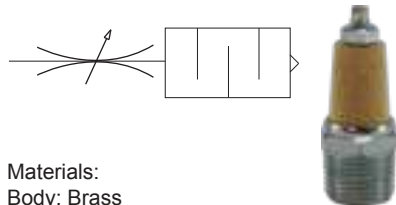


70 Micron filter element

Materials:  
 Body: 303 Grade Stainless Steel  
 Element: 316 Grade Stainless Steel  
 Max Operating Pressure: 300PSI  
 Temperature: 35° to 392°F

| PART # | SIZE | LIST PRICE |
|--------|------|------------|
| 940810 | 1/8" | ---        |
| 940811 | 1/4" | ---        |
| 940812 | 3/8" | ---        |
| 940813 | 1/2" | ---        |

### MUFFLER W/ FLOW ADJUSTMENT

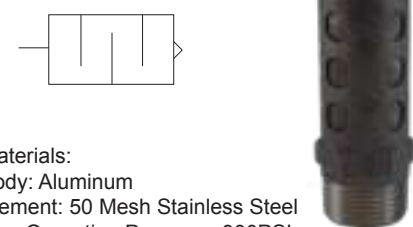


Materials:  
 Body: Brass  
 Element: Sintered Bronze  
 Max Operating Pressure: 300PSI  
 Temperature: 35° to 300°F

| PART # | SIZE | LIST PRICE |
|--------|------|------------|
| 28380  | 1/4" | ---        |
| 28381  | 3/8" | ---        |
| 28382  | 1/2" | ---        |

### HIGH FLOW ALUMINUM MUFFLER

• hole pattern



Materials:  
 Body: Aluminum  
 Element: 50 Mesh Stainless Steel  
 Max Operating Pressure: 300PSI  
 Temperature: 35° to 160°F

| PART # | SIZE | LIST PRICE |
|--------|------|------------|
| 940823 | 1/4" | ---        |
| 940824 | 3/8" | ---        |
| 940825 | 1/2" | ---        |
| 940826 | 3/4" | ---        |
| 940827 | 1"   | ---        |

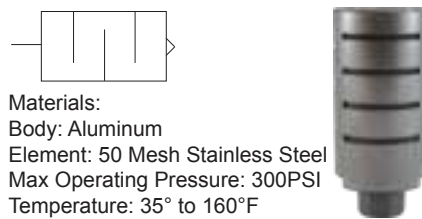
### HIGH FLOW STEEL MUFFLER



Materials:  
 Body: Steel  
 Element: 50 Mesh Stainless Steel  
 Max Operating Pressure: 300PSI  
 Temperature: 35° to 160°F

| PART # | SIZE | LIST PRICE |
|--------|------|------------|
| 28373  | 1/8" | ---        |
| 28374  | 1/4" | ---        |
| 28375  | 3/8" | ---        |
| 28376  | 1/2" | ---        |
| 28377  | 3/4" | ---        |
| 28378  | 1"   | ---        |

### ALUMINUM HIGH FLOW MUFFLER



Materials:  
 Body: Aluminum  
 Element: 50 Mesh Stainless Steel  
 Max Operating Pressure: 300PSI  
 Temperature: 35° to 160°F

- Slit pattern
- Application: Used exhaust ports of Pneumatic valves or manifolds to reduce work area noise
- Construction: Aluminum body, 50 mesh self cleaning stainless steel screen corrosion resistant aluminum shell
- High flow & minimal back pressure

| PART # | SIZE | LIST PRICE |
|--------|------|------------|
| 28367  | 1/8" | ---        |
| 28368  | 1/4" | ---        |
| 28369  | 3/8" | ---        |
| 28370  | 1/2" | ---        |
| 28371  | 3/4" | ---        |
| 28372  | 1"   | ---        |

### PLASTIC HIGH FLOW MUFFLER



Materials:  
 Body: Black Nylon  
 Element: 50 Mesh Stainless Steel  
 Max Operating Pressure: 150PSI  
 Temperature: 35° to 120°F

| PART # | SIZE | LIST PRICE |
|--------|------|------------|
| 28364  | 1/4" | ---        |
| 28365  | 3/8" | ---        |
| 28366  | 1/2" | ---        |

**WARNING:** This product can expose you to chemicals, including Chromium, which are known to the State of California to cause cancer and birth defects or other reproductive harm. For more information, visit [www.P65Warnings.ca.gov](http://www.P65Warnings.ca.gov)

PNEUMATICS

# MANIFOLDS AND AIR REGULATORS

PNEUMATICS

## MANIFOLDS



### 3 IN 1 ALUMINUM AIR MANIFOLD

No need to connect and disconnect every time you want to change tools. Supply 3 air tools from one outlet. These manifolds have one inlet with three 1/4" outlets.

| PART #             | SIZE       | LIST PRICE |
|--------------------|------------|------------|
| 320120             | 1/4" Inlet | ---        |
| 320121             | 3/8" Inlet | ---        |
| 320122             | 1/2" Inlet | ---        |
| three 1/4" Outlets |            |            |



### AIR REGULATOR

- Rated for Inlet Pressure up to 140PSI(10bar).
- Ambient and Fluid Temperature:5~60°C(41~140°F)
- Port Threads:NPT
- Flow Capacity:See Below,at 0.7Mpa Inlet Pressure and set at 0.5Mpa.
- Assembly Bracket is included.

| PART # | SIZE | GAUGE PORT | REGULATING RANGE                             | LIST PRICE |
|--------|------|------------|--|------------|
| AR2    | 1/4" | 1/8        | 0.05~0.85Mpa(0.5~8.5kgf/cm2)(7.25psi~123psi) | ---        |

## SAFETY VALVES

ASME CODED

- Valves are manufactured to ASME standards and certified by the national board of boiler and pressure vessel inspectors.
- Bubble tight to 10% of set pop-off pressure.
- ASME safety valves are interchangeable with all other ASME valves of same size and pressure.
- Brass construction. Marked ASME, NB
- 1/ Blister card.



| PART # | MALE NPT | POP-OFF PRESSURE | AIR FLOW | LIST PRICE |
|--------|----------|------------------|----------|------------|
| 87002  | 1/4"     | 125 PSI          | 120 CFM  | ---        |
| 87003  | 1/4"     | 150 PSI          | 140 CFM  | ---        |
| 87004  | 1/4"     | 200 PSI          | 170 CFM  | ---        |

Note: Valve resets after pressure drops 50%

### COMPRESSOR TANK CHECK VALVES

- Used in compressor tanks to prevent air volume and pressure from escaping back into compressor heads while the compressor is not operating.
- Brass body with Teflon poppet.
- 1/8" Female NPT side port for pressure switch application.
- Maximum working pressure: 450 PSI
- Maximum temperature: 400°F



| PART # | TANK BUNG HOLE SIZE | COMPRESSOR AIR LINE SIZE   | SCFM | LIST PRICE |
|--------|---------------------|----------------------------|------|------------|
| 87020  | 1/2" NPT Male       | 3/8" Tube Compression male | 20   | ---        |



|       |               |                 |    |     |
|-------|---------------|-----------------|----|-----|
| 87023 | 1/2" NPT Male | 1/2" NPT Female | 20 | --- |
|-------|---------------|-----------------|----|-----|

**WARNING:** This product can expose you to chemicals, including lead, which are known to the State of California to cause cancer and birth defects or other reproductive harm. For more information, visit [www.P65Warnings.ca.gov](http://www.P65Warnings.ca.gov)



# TANK VALVES

## BRASS BICYCLE PUMP FITTING

Screw on swivel chuck for most hand operated tire pumps.

**Buna-N-Seal • Deflator**



INT x 3/16 Barb

| PART # | SIZE  | LIST PRICE |
|--------|-------|------------|
| 32782  | 3/16" | ---        |

## INFLATOR



INT x 3/16

| PART # | SIZE  | LIST PRICE |
|--------|-------|------------|
| 32783  | 3/16" | ---        |

## PNEUMATIC SLIDE VALVE

- Max Operating Pressure: 200 psig
- Temperatures: -20°F to +200°F

Manually operated slide valves provide simple on/off airflow control. They can be mounted horizontally, vertically or at any angle.

Open Position



## MALE X FEMALE

| PART # | SIZE | L    | HEX   | LIST PRICE |
|--------|------|------|-------|------------|
| 20780  | 1/8" | 2.15 | 9/16" | ---        |

INT = Inflation needle thread .305 in. OD x 32 threads per inch

## TANK & VENT VALVES

Three standard styles of valve bodies, complete with short core, for air lifts, water pumps, vacuum, pressurized containers, air jacks, and other pneumatic devices.

REGULAR: 300 PSI and cracking pressure 80 PSI

### 1/8" NPT - .9" LONG SPRING CORE

7/16" Hex

1/8 x INT



| PART # | SIZE | LIST PRICE |
|--------|------|------------|
| 46620  | 1/8  | ---        |

### 1/8" NPT 1.207" LONG SPRING CORE

7/16" Hex

1/8 x INT



| PART # | SIZE | LIST PRICE |
|--------|------|------------|
| 46621  | 1/8  | ---        |

### 1/4" NPT 1.46" LONG SPRING CORE

9/16" Hex

w/ Black cap

1/4 x INT



| PART # | SIZE | LIST PRICE |
|--------|------|------------|
| 46622  | 1/4  | ---        |

## TANK VALVE ACCESSORIES

### BLACK PLASTIC CAP

No gasket



Inflation  
needle threads

| PART # | LIST PRICE |
|--------|------------|
| 46630  | ---        |

### SHORT NICKEL PLATED DOME CAP

Dome skirted type



Inflation  
needle thread

| PART # | LIST PRICE |
|--------|------------|
| 46631  | ---        |

**WARNING:** This product can expose you to chemicals, including lead, which are known to the State of California to cause cancer and birth defects or other reproductive harm. For more information, visit [www.P65Warnings.ca.gov](http://www.P65Warnings.ca.gov)

# BLOW GUNS/ NOZZLES

## PNEUMATICS

### COMPACT BLOW GUN W/RUBBER TIP

- Includes One Rubber Tip and One Safety Tip
- Zinc Alloy Body
- 1/4" FPT Inlet
- Maximum 150 psi (Recommended Working Pressure 90-120 psi)
- Safety Tip Limits Air Pressure to 30 psi When Dead-Ended per OSHA requirement
- Maximum 87 dba
- 1/8" Outlet



| PART # | SIZE | LIST PRICE |
|--------|------|------------|
| 320053 | 1/4" | ---        |

### SAFETY BLOW GUN

- Heavy-Duty Design
- Internal Safety Valve that Limits Air Pressure to Less than 30 psi When dead-ended per OSHA
- Aluminium Alloy Body
- 1/4" FPT Inlet
- Maximum 150 psi (Recommended Working Pressure 90-120 psi)
- Safety Tip Limits Air Pressure to 30 psi When Dead-Ended per OSHA Requirement
- Maximum 87 dba
- 1/8" Outlet



| PART # | SIZE | LIST PRICE |
|--------|------|------------|
| 320054 | 1/4" | ---        |

### SAFETY BLOW GUN

- N/P steel handle with plastic sleeve
- Brass Valve
- Zinc body
- Aluminum nozzle



1/8" Outlet

| PART # | SIZE       | LIST PRICE |
|--------|------------|------------|
| 320050 | 1/4" Inlet | ---        |

5114 51-124 401 20430AD S148 D204-30 6475

### PISTOL GRIP BLOW GUN

- Lightweight, Ergonomic Design
- Delrin® Body
- Trigger Air Flow Control
- 1/4" FPT Inlet
- 3" Nozzle Ideal for Tight Spaces
- Recommended Working Pressure 90-120 psi
- Maximum 87 DbA



| PART # | SIZE | LIST PRICE |
|--------|------|------------|
| 320036 | 1/4" | ---        |

### PISTOL GRIP BLO-GUN

#### Material

- Body: POM (engineering plastic)
- Nozzle: nickel plated carbon steel
- Blue Handle Color

#### Features

- Simple construction, economic
- Global thread connection
- Durable and versatile applications
- 4 inch nozzle



150 PSI

| PART # | SIZE | LIST PRICE |
|--------|------|------------|
| 320035 | 1/4" | ---        |

### RUBBER TIPPED NOZZLE



MAKES POSITIVE SEAL BETWEEN GUN AND FUEL LINE OR OTHER OPENINGS. USE ONLY ON AIR LINE REGULATED TO 30 PSI OR LESS

| PART # | THREAD SIZE | LIST PRICE |
|--------|-------------|------------|
| 320070 | 1/8 - 27    | ---        |

51-521 2058 D201RT 411R

**WARNING:** This product can expose you to chemicals, including lead, which are known to the State of California to cause cancer and birth defects or other reproductive harm. For more information, visit [www.P65Warnings.ca.gov](http://www.P65Warnings.ca.gov)

# TIRE GAUGES

PNEUMATICS

## TIRE GAUGES

### M - TIRE GAUGE

320-021



### HEAVY DUTY DUAL FOOT TIRE GAUGE

320-022



### DUAL ANGLE FOOT TRUCK PENCIL GAUGE

320-023



| PART # | PRESSURE RANGE | INCREMENT | HEAD    | BODY  | BAR(Psi/KPA)    | LIST PRICE |
|--------|----------------|-----------|---------|-------|-----------------|------------|
| 320021 | 20-120psi      | 2 psi     | Metal   | Metal | 4 sided plastic | ---        |
| 320022 | 10-120psi      | 2 psi     | Plastic | Metal | 4 sided plastic | ---        |
| 320023 | 20-120psi      | 2 psi     | Metal   | Metal | 4 sided plastic | ---        |

### INFLATION NEEDLE



• See thread note below

| PART # | LIST PRICE |
|--------|------------|
| 320095 | ---        |

### 1 PIECE BLOW GUN TAPERED NOZZLE



| PART # | SIZE | LIST PRICE |
|--------|------|------------|
| 320076 | NT   | ---        |

### VOLUME REGULATOR



| PART # | FIP X MIP | LIST PRICE |
|--------|-----------|------------|
| 46615  | 1/4       | ---        |

**What size thread is an inflation needle (INT)?**  
**Metric:** 7.7mm OD, thread root diameter is 6.9mm x 0.794 pitch  
**English:** 0.305 OD, threadroot diameter 0.302 in x 32 tpi (threads per inch)

### 1 PIECE EXTENSION



| PART # | SIZE | LIST PRICE |
|--------|------|------------|
| 320080 | NT   | ---        |

### 1 PIECE BLOW GUN ADAPTER



| PART # | SIZE                | LIST PRICE |
|--------|---------------------|------------|
| 320078 | Female NT x 1/8 MPT | ---        |

### NYLON COIL AIR HOSE

- 200 psi working pressure
- 4:1 Safety factor (burst vs working pressure)
- Spring end sleeves to prevent kinking
- 1/4 MPT Brass fittings on both ends
- Temperature range 32°F to 120°F
- Packaged for retail sale



| PART # | DESCRIPTION | SIZE     | LIST PRICE |
|--------|-------------|----------|------------|
| 307030 | 25'         | 1/4" NPT | ---        |
| 307031 | 50'         | 1/4" NPT | ---        |

**WARNING:** This product can expose you to chemicals, including lead, which are known to the State of California to cause cancer and birth defects or other reproductive harm. For more information, visit [www.P65Warnings.ca.gov](http://www.P65Warnings.ca.gov)

PNEUMATICS

**CHUCKS**  
PNEUMATICS

**FOOT CHUCKS**

**HEX BALL FOOT CHUCK**



| PART # |                  | LIST PRICE |
|--------|------------------|------------|
| 46600  | 1/4 FPT Live Air | ---        |

**BALL FOOT CHUCK W/ 1/4 ID HOSE BARB**



| PART # |                 | LIST PRICE |
|--------|-----------------|------------|
| 46607  | 1/4 ID Live Air | ---        |

**DUAL HEAD STRAIGHT AIR CHUCK**



DUAL HEAD AIR CHUCK 1/4"FNPT,THE LENGTH IS 6.08",THE HEAD IS ZINC-ALLOY,AND THE NUT IS BRASS WITH CHROME PLATED.

| PART # |     | LIST PRICE |
|--------|-----|------------|
| 320000 | 1/4 | ---        |

**DUAL HEAD ANGLE FOOT AIR CHUCK**



DUAL HEAD STRAIGHT FOOT AIR CHUCK 1/4"FNPT FOR INNER DUALS;BOTH ENDS LOCK ON VALVE CORE THREADS,THE LENGTH IS 6.66",THE HEAD IS ZINC-ALLOY,AND THE NUT IS BRASS WITH CHROME PLATED.

| PART # |     | LIST PRICE |
|--------|-----|------------|
| 320005 | 1/4 | ---        |

**INFLATORS WITH GAUGE**

**INFLATOR/ GAUGE**

- RUGGED ZINC CAST BODY WITH BRASS INTERNALS FOR LONG LIFE
- SOLID BRASS GAUGE BAR
- BUILT-IN AIR RELIEF VALVE
- 6"DUAL-FOOT AIR CHUCK



320-010

**INFLATOR/ GAUGE**

- RUGGED ZINC CAST BODY WITH BRASS INTERNALS FOR LONG LIFE
- EASY TO VIEW BUILT-IN SIGHT GAUGE
- FULL SWIVEL HOSE FITTINGS
- PROTECTIVE RUBBER BUMPER
- BUILT-IN AIR RELIEF VALVE
- 6"DUAL-FOOT AIR CHUCK



320-011

| PART # | PRESSURE RANGE | INCREMENT | INLET   | HOSE LENGTH | LIST PRICE |
|--------|----------------|-----------|---------|-------------|------------|
| 320010 | 10-120 psi     | 2 psi     | 1/4 FPT | 12"         | ---        |
| 320011 | 10-120 psi     | 2 psi     | 1/4 FPT | 12"         | ---        |

**WARNING:** This product can expose you to chemicals, including lead, which are known to the State of California to cause cancer and birth defects or other reproductive harm. For more information, visit [www.P65Warnings.ca.gov](http://www.P65Warnings.ca.gov)

# AIR ACCESSORY SET

PNEUMATICS

## 16PCS-AIR ACCESSORY SET PART# 87-400



LIST PRICE: ---

### CONTENTS OF BLISTER CARD PACKAGE

| COMPONENTS AND PART#'S           |        |
|----------------------------------|--------|
| 1pc-1/4"FNPT industrial coupler  | 28540  |
| 2pcs-1/4"FNPT industrial plugs   | 28534  |
| 2pcs-1/4"MNPT industrial plugs   | 28546  |
| 1pc-1/4" male connector          | 28212  |
| 1pc-1/4" double female connector | 28059  |
| 1pc-ball foot chuck              | 46600  |
| 1pc-blow gun                     | 320050 |
| 1pc-dial tire gauge              | 320410 |
| 1pc-tapered rubber tip           | 320070 |
| 1pc-blow gun safety nozzle       | 320075 |
| 1pc-blow gun tapered nozzle      | 320076 |
| 2pcs-inflation needles           | 320095 |
| 1pc-25ft. nylon recoil hose      | 307030 |

## 10PCS-AIR ACCESSORY SET PART# 87-402



LIST PRICE: ---

### CONTENTS OF BLISTER CARD PACKAGE

| COMPONENTS AND PART#'S          |        |
|---------------------------------|--------|
| 1pc-1/4"female connector        | 28059  |
| 1pc-blow gun safety nozzle      | 320075 |
| 1pc-blow gun tapered nozzle     | 320076 |
| 1pc-ball foot chuck             | 46605  |
| 1pc-blow gun                    | 320050 |
| 1pc-1/4"FNPT industrial coupler | 28540  |
| 1pc-1/4" FNPT industrial plug   | 28534  |
| 1pc-1/4"MNPT industrial plug    | 28546  |
| 2pcs-inflation needles          | 320095 |

## 7PCS-AIR ACCESSORY SET PART# 87-404



LIST PRICE: ---

### CONTENTS OF BLISTER CARD PACKAGE

| COMPONENTS AND PART#'S      |        |
|-----------------------------|--------|
| 1pc-blow gun rubber tip     | 320070 |
| 1pc-blow gun safety nozzle  | 320075 |
| 1pc-blow gun tapered nozzle | 320076 |
| 1pc-extension               | 320080 |
| 1pc-blow gun                | 320050 |
| 2pcs-inflation needles      | 320095 |

## 11PCS-AIR ACCESSORY SET PART# 87-406



LIST PRICE: ---

### CONTENTS OF BLISTER CARD PACKAGE

| COMPONENTS AND PART#'S          |        |
|---------------------------------|--------|
| 1pc-blow gun rubber tip         | 320070 |
| 1pc-blow gun safety nozzle      | 320075 |
| 1pc-blow gun tapered nozzle     | 320076 |
| 1pc-blow gun standard nozzle    | 320077 |
| 1pc-blow gun adapter            | 320078 |
| 1pc-hose&chuck assembly         | 320414 |
| 1pc-blow gun                    | 320050 |
| 1pc-inflation needle            | 320095 |
| 1pc-1/4"FNPT industrial coupler | 28540  |
| 1pc-1/4" FNPT industrial plug   | 28534  |
| 1pc-1/4"MNPT industrial plug    | 28546  |

**WARNING:** This product can expose you to chemicals, including lead, which are known to the State of California to cause cancer and birth defects or other reproductive harm. For more information, visit [www.P65Warnings.ca.gov](http://www.P65Warnings.ca.gov)

PNEUMATICS

# AIR ACCESSORY SET

PNEUMATICS

## 17PCS-AIR ACCESSORY SET

PART# 87-408



LIST PRICE: ---

### CONTENTS OF BLISTER CARD PACKAGE

| COMPONENTS AND PART#'S           |        |
|----------------------------------|--------|
| 1pc-1/4" double female connector | 50004  |
| 2pcs-1/4" double male connectors | 54044  |
| 1pc-blow gun safety nozzle       | 320075 |
| 1pc-blow gun tapered nozzle      | 320076 |
| 1pc-dual-foot tire chuck         | 320005 |
| 1pc-tire gauge                   | 320021 |
| 1pc-blow gun                     | 320050 |
| 1pc-1/4" FNPT industrial coupler | 28540S |
| 2pcs-1/4" FNPT industrial plug   | 28534  |
| 4pcs-1/4" MNPT industrial plug   | 28546  |
| 2pcs-inflation needles           | 320095 |

## 12PCS-AIR ACCESSORY SET

PART# 87-410



LIST PRICE: ---

### CONTENTS OF BLISTER CARD PACKAGE

| COMPONENTS AND PART#'S           |        |
|----------------------------------|--------|
| 1pc-blow gun safety nozzle       | 320075 |
| 1pc-blow gun tapered nozzle      | 320076 |
| 1pc-blow gun rubber nozzle       | 320070 |
| 1pc-ball foot tire chuck         | 46600  |
| 1pc-blow gun                     | 320050 |
| 1pc-1/4"FNPT industrial coupler  | 28540  |
| 1pc-1/4" MNPT industrial coupler | 28552  |
| 2pcs-1/4"FNPT industrial plug    | 28534B |
| 2pcs-1/4"MNPT industrial plug    | 28546B |
| 1pc-inflation needle             | 320095 |

## 20PCS-AIR ACCESSORY SET

PART# 87-412



LIST PRICE: ---

### CONTENTS OF BLISTER CARD PACKAGE

| COMPONENTS AND PART#'S           |        |
|----------------------------------|--------|
| 1pc-dual-foot tire chuck         | 320005 |
| 1pc-tire gauge                   | 320021 |
| 1pc-blow gun rubber nozzle       | 320070 |
| 1pc-blow gun adapter             | 320078 |
| 1pc-1/4" double male connector   | 54044  |
| 1pc-1/4" double female connector | 50004  |
| 1pc-blow gun safety nozzle       | 320075 |
| 1pc-blow gun tapered nozzle      | 320076 |
| 1pc-thread seal tape             | 982107 |
| 1pc-blow gun                     | 320050 |
| 2pcs-1/4"FNPT industrial coupler | 28540S |
| 2pcs-1/4"FNPT industrial plug    | 28534  |
| 3pcs-1/4"MNPT industrial plug    | 28546  |
| 2pcs-inflation needles           | 320095 |
| 1pc-1/4"x 25Ft coil Nylon hose   | 307030 |

**WARNING:** This product can expose you to chemicals, including lead, which are known to the State of California to cause cancer and birth defects or other reproductive harm. For more information, visit [www.P65Warnings.ca.gov](http://www.P65Warnings.ca.gov)


# QUICK DISCONNECT KITS

PNEUMATICS

## 1/4" X 1/4" NPT INDUSTRIAL 7PCS

PART# 87-414

CONTENTS OF BLISTER CARD PACKAGE



LIST PRICE: ---

| COMPONENTS AND PART#'S           |        |
|----------------------------------|--------|
| 2pc-1/4"x1/4" FNPT T I/M coupler | 28540S |
| 2pcs-1/4"x1/4" FNPT I/M plugs    | 28534  |
| 2pcs-1/4"x1/4"MNPT I/M plugs     | 28546  |
| 1pc-double 1/4" MNPT fitting     | 54044  |

## 1/4" X 1/4" NPT INDUSTRIAL 5PCS

PART# 87-416

CONTENTS OF BLISTER CARD PACKAGE



LIST PRICE: ---

| COMPONENTS AND PART#'S        |        |
|-------------------------------|--------|
| 1pc-1/4"x1/4"FNPT I/M coupler | 28540S |
| 4pc-1/4"X1/4" MNPT I/M plug   | 28546  |

## 1/4" X 1/4" NPT INDUSTRIAL 5PCS

PART# 87-418

CONTENTS OF BLISTER CARD PACKAGE



LIST PRICE: ---

| COMPONENTS AND PART#'S        |        |
|-------------------------------|--------|
| 1pc-1/4"x1/4"FNPT I/M coupler | 28540S |
| 1pc-1/4"x1/4"FNPT I/M plug    | 28534  |
| 1pc-1/4"X1/4" MNPT I/M plug   | 28546  |
| 1pc-double 1/4" MNPT fitting  | 54044  |

## 1/4" X 1/4" NPT INDUSTRIAL 3PCS

PART# 87-420

CONTENTS OF BLISTER CARD PACKAGE



LIST PRICE: ---

| COMPONENTS AND PART#'S         |        |
|--------------------------------|--------|
| 1pc-1/4"x1/4" FNPT I/M coupler | 28540S |
| 1pc-1/4"x1/4" FNPT I/M plug    | 28534  |
| 1pc-1/4"x1/4" MNPT I/M plug    | 28546  |

## 3/8" X 1/4" NPT AUTOMOTIVE 5PCS KIT

PART# 87-422

CONTENTS OF BLISTER CARD PACKAGE



LIST PRICE: ---

| COMPONENTS AND PART#'S                |        |
|---------------------------------------|--------|
| 1pc-3/8"x1/4" FNPT Automotive coupler | 28525S |
| 2pcs-3/8"x1/4"MNPT Automotive plugs   | 28512  |
| 1pc-double 1/4"MNPT fitting           | 28212  |
| 1pc-double 1/4"FNPT fitting           | 28059  |

**WARNING:** This product can expose you to chemicals, including lead, which are known to the State of California to cause cancer and birth defects or other reproductive harm. For more information, visit [www.P65Warnings.ca.gov](http://www.P65Warnings.ca.gov)

PNEUMATICS

# GAUGES

## STANDARD DRY GAUGES

### STEEL CASE

All the gauges supplied by us are designed for long, reliable service under rugged conditions. Typical applications include compressors, filter regulators, water pumps, beverage dispensing equipment, hydraulic and pneumatic systems, and other applications, where the media does not corrode brass. ALL CONNECTIONS ARE BRASS.



1-1/2" FACE  
1/8" NPT LOWER MOUNT

| PART # | PSI   | LIST PRICE |
|--------|-------|------------|
| 80501  | 0-15  | ---        |
| 80502  | 0-30  | ---        |
| 80503  | 0-60  | ---        |
| 80504  | 0-100 | ---        |
| 80505  | 0-160 | ---        |
| 80506  | 0-200 | ---        |

### LOWER MOUNT

- Plastic lens (window)



2" FACE  
1/4" LOWER MOUNT

| PART # | PSI   | LIST PRICE |
|--------|-------|------------|
| 80001  | 0-15  | ---        |
| 80002  | 0-30  | ---        |
| 80003  | 0-60  | ---        |
| 80004  | 0-100 | ---        |
| 80005  | 0-160 | ---        |
| 80006  | 0-200 | ---        |
| 80007  | 0-300 | ---        |



2-1/2" FACE  
1/4" LOWER MOUNT

| PART # | PSI   | LIST PRICE |
|--------|-------|------------|
| 80031  | 0-15  | ---        |
| 80032  | 0-30  | ---        |
| 80033  | 0-60  | ---        |
| 80034  | 0-100 | ---        |
| 80035  | 0-160 | ---        |
| 80036  | 0-200 | ---        |



1-1/2" FACE  
1/8" NPT CENTER BACK MOUNT

| PART # | PSI   | LIST PRICE |
|--------|-------|------------|
| 80511  | 0-15  | ---        |
| 80512  | 0-30  | ---        |
| 80513  | 0-60  | ---        |
| 80514  | 0-100 | ---        |
| 80515  | 0-160 | ---        |
| 80516  | 0-200 | ---        |

### CENTER BACK MOUNT



2" FACE  
1/4" CENTER BACK MOUNT

| PART # | PSI   | LIST PRICE |
|--------|-------|------------|
| 80301  | 0-15  | ---        |
| 80302  | 0-30  | ---        |
| 80303  | 0-60  | ---        |
| 80304  | 0-100 | ---        |
| 80305  | 0-160 | ---        |
| 80306  | 0-200 | ---        |
| 80307  | 0-300 | ---        |



2-1/2" FACE  
1/4" CENTER BACK MOUNT

| PART # | PSI   | LIST PRICE |
|--------|-------|------------|
| 80331  | 0-15  | ---        |
| 80332  | 0-30  | ---        |
| 80333  | 0-60  | ---        |
| 80334  | 0-100 | ---        |
| 80335  | 0-160 | ---        |
| 80336  | 0-200 | ---        |

**WARNING:** This product can expose you to chemicals, including lead, which are known to the State of California to cause cancer and birth defects or other reproductive harm. For more information, visit [www.P65Warnings.ca.gov](http://www.P65Warnings.ca.gov)



**LIQUID FILLED GAUGES**

**STAINLESS CASE**

Liquid filled gauges enhance the reliability and integrity of the measuring system for long periods. The glycerine filling helps dampen the effects of vibration and pulsation. It also lubricates the movement which extends the life of the gauge.

CONNECTIONS ARE BRASS.



**1-1/2" FACE  
1/8" LOWER MOUNT**

| PART # | PSI   | LIST PRICE |
|--------|-------|------------|
| 80601  | 0-15  | ---        |
| 80602  | 0-30  | ---        |
| 80603  | 0-60  | ---        |
| 80604  | 0-100 | ---        |
| 80605  | 0-160 | ---        |
| 80606  | 0-200 | ---        |



**2-1/2" FACE  
1/4" LOWER MOUNT**

| PART # | PSI         | LIST PRICE |
|--------|-------------|------------|
| 80061  | 0-15        | ---        |
| 80062  | 0-30        | ---        |
| 80063  | 0-60        | ---        |
| 80064  | 0-100       | ---        |
| 80065  | 0-160       | ---        |
| 80066  | 0-200       | ---        |
| 80067  | 0-300       | ---        |
| 80068  | 0-400       | ---        |
| 80069  | 0-600       | ---        |
| 80100  | 0-1000      | ---        |
| 80101  | 0-1500      | ---        |
| 80102  | 0-2000      | ---        |
| 80103  | 0-3000      | ---        |
| 80104  | 0-5000      | ---        |
| 80105  | 0-10000     | ---        |
| 80080  | 30-0 Vacuum | ---        |
| 80081  | -30 to +30  | ---        |



**4" FACE  
1/4" LOWER MOUNT**

| PART # | PSI   | LIST PRICE |
|--------|-------|------------|
| 80463  | 0-100 | ---        |

- Liquid Filled Gauges with a stainless case are used for protection in harsh environments.
- Stainless Steel Case
- Copper Alloy Wetted parts
- Polycarbonate window
- ± 1.5% of span accuracy
- Temp. Range -104°F to 158°F

**CENTER BACK MOUNT**



**1-1/2" FACE  
1/8" CENTER BACK MOUNT**

| PART # | PSI   | LIST PRICE |
|--------|-------|------------|
| 80611  | 0-15  | ---        |
| 80612  | 0-30  | ---        |
| 80613  | 0-60  | ---        |
| 80614  | 0-100 | ---        |
| 80615  | 0-160 | ---        |
| 80616  | 0-200 | ---        |



**2-1/2" FACE  
1/4" CENTER BACK MOUNT**

| PART # | PSI   | LIST PRICE |
|--------|-------|------------|
| 80201  | 0-15  | ---        |
| 80202  | 0-30  | ---        |
| 80204  | 0-60  | ---        |
| 80203  | 0-160 | ---        |
| 80205  | 0-100 | ---        |
| 80206  | 0-200 | ---        |
| 80207  | 0-300 | ---        |
| 80208  | 0-400 | ---        |
| 80209  | 0-600 | ---        |

**WARNING:** This product can expose you to chemicals, including lead, which are known to the State of California to cause cancer and birth defects or other reproductive harm. For more information, visit [www.P65Warnings.ca.gov](http://www.P65Warnings.ca.gov)

# TAPES/ SEALANT

## PNEUMATICS

### PTFE THREAD SEAL TAPE

- Density 0.4
  - Thickness 3.5 MIL
  - Meets MIL specs
- T-27730A



| PART # | SIZE        | CASE QTY | LIST PRICE |
|--------|-------------|----------|------------|
| 982107 | 1/2" x 260" | 500      | ---        |
| 982108 | 1/2" x 520" | 500      | ---        |
| 982109 | 3/4" x 260" | 350      | ---        |
| 982110 | 3/4" x 520" | 350      | ---        |

POP OUT COVERED SPOOL

### GREY STAINLESS STEEL

- Density 1.2
  - Thickness 4MIL
  - Meets MIL specs
- T-27730A & CID A-A 58092



| PART # | SIZE        | CASE QTY | LIST PRICE |
|--------|-------------|----------|------------|
| 982135 | 1/2" x 260" | 250      | ---        |
| 982136 | 1/2" x 520" | 150      | ---        |
| 982137 | 3/4" x 260" | 150      | ---        |
| 982138 | 3/4" x 520" | 150      | ---        |

### GREEN OXYGEN TAPE

- Density 1.2
  - Thickness 3.5MIL
  - Meets MIL specs
- T-27730A & CID A-A 58092



| PART # | SIZE        | CASE QTY | LIST PRICE |
|--------|-------------|----------|------------|
| 982130 | 1/2" x 260" | 250      | ---        |
| 982131 | 1/2" x 520" | 150      | ---        |
| 982132 | 3/4" x 520" | 150      | ---        |

### PTFE BLUE SEAL TAPE

- Professional grade top -450 to +450°F
  - Super long roll
  - Twice the density of standard tape for less passes, lasts longer
  - Density 0.8
  - Thickness 3.5 MIL
  - Meets MIL Spec
- T-27730A



| PART # | SIZE         | CASE QTY | LIST PRICE |
|--------|--------------|----------|------------|
| 982120 | 1/2" x 1368" | 250      | ---        |
| 982121 | 3/4" x 1368" | 150      | ---        |
| 982122 | 1" x 1296"   | 150      | ---        |

### YELLOW GAS LINE TAPE

- Density 0.9
  - Thickness 4MIL
  - Meets MIL specs
- T-27730A



| PART # | SIZE        | CASE QTY | LIST PRICE |
|--------|-------------|----------|------------|
| 982125 | 1/2" x 260" | 250      | ---        |
| 982126 | 1/2" x 520" | 150      | ---        |
| 982127 | 3/4" x 520" | 150      | ---        |

### PVC ELECTRICAL TAPE

- Rated to 176 degrees fahrenheit
- Suitable for use up to 600V
- UL Listed
- Individually wrapped in cellophane



| PART # | SIZE             | LIST PRICE |
|--------|------------------|------------|
| 982140 | 3/4" X 60' Black | ---        |

## THREAD SEALANT

### GASOILA SOFT-SET THREAD WITH PTFE



| PART#  | SIZE          | UNITS PER CASE | LIST |
|--------|---------------|----------------|------|
| 983100 | 1/4 pt. Brush | 24             | ---  |
| 983101 | 1/2 pt. Brush | 24             | ---  |
| 983102 | 1 pt. Brush   | 12             | ---  |

### PLS 2 PREMIUM THREAD AND GASKET SEALER



| PART#  | SIZE          | UNITS PER CASE | LIST PRICE |
|--------|---------------|----------------|------------|
| 983110 | 1/4 pt. Brush | 12             | ---        |

### GASOILA NT NON-PTFE THREAD SEALANT



| PART#  | SIZE          | UNITS PER CASE | LIST PRICE |
|--------|---------------|----------------|------------|
| 983120 | 1/2 pt. Brush | 12             | ---        |

### JC-30 GASOILA HIGH-FILL



| PART#  | SIZE          | UNITS PER CASE | LIST PRICE |
|--------|---------------|----------------|------------|
| 983115 | 1/4 pt. Brush | 12             | ---        |
| 983116 | 1 pt. Brush   | 6              | ---        |

### FREE ALL DEEP PENETRATING OIL



| PART#  | SIZE           | UNITS PER CASE | LIST |
|--------|----------------|----------------|------|
| 983125 | 6 oz. Aerosol  | 12             | ---  |
| 983126 | 11 oz. Aerosol | 12             | ---  |

### LUBE-IT ALL DEEP LUBRICATING OIL



| PART#  | SIZE          | UNITS PER CASE | LIST |
|--------|---------------|----------------|------|
| 983130 | 6 oz. Aerosol | 12             | ---  |

WARNING: This product can expose you to chemicals, including lead, which are known to the State of California to cause cancer and birth defects or other reproductive harm. For more information, visit www.P65Warnings.ca.gov

# HYDRAULIC ADAPTERS

HYDRAULIC ADAPTERS

## HYDRAULIC ADAPTERS & ACCESSORIES



STEEL ADAPTERS

HYDRAULIC QUICK  
DISCONNECTS

HYDRAULIC VALVES &  
ACCESSORIES

### Technical information

#### Profile size chart

Steel Pipe Swivels  
37° JIC Flare Straights  
37° JIC Flare Shapes  
Bulkhead Adapters  
Steel Pipe Fittings  
O-Ring Adapters Straight  
JIC Swivels  
O-Ring Adapters  
O-Ring Face Seal  
BSPT/ BSPP Adapters  
Metric Adapters  
Flange Adapters  
Stainless Steel Adapters  
SS Hose Fittings

Thread to Connect - Wing  
ISO A Interchange  
ISO B Interchange  
Flush Face ISO  
VEP Series  
AG Interchange  
Hydraulic Jack Q/D

Flow Control Valve  
Variable Flow Control  
Air Breathers

### PLATING SPECIFICATION

We standard Trivalent, Cr<sup>+3</sup> plating performs at nearly double the S.A.E. corrosion resistance requirement. The plating meets ASTM B633, Fe/Zn 5. The thickness is 5um-13um. This plating is silver in appearance and has been testing at 96 hours to white rust and 120 hours to red rust.

---

**TECHNICAL INFORMATION**HYDRAULIC ADAPTERS

---

**TECHNICAL INFORMATION****WORKING PRESSURE**

The tables on the following pages list the recommended working pressure for a variety of hydraulic fittings made in accordance with certain industry standards. Many factors such as impulse, vibration, mechanical shock, and improper assembly may affect the integrity of the fitting connection.

We recommends sufficient testing be conducted to ensure that performance levels will be safe and satisfactory, especially if installed in systems operating at elevated pressures or in severe conditions. Working pressure ratings are capable of a 4 to 1 minimum burst. All steel fittings meet or exceed the minimum SAE pressure ratings. Always consider application and maximum pressure requirements when selecting fittings.

---

**METHODS FOR INSTALLING FITTINGS**

There are three methods for installing a fitting:

- Torque wrench
- Flats From Wrench Resistance
- Turns From Finger Tight

For Flare and NPSM Fittings, we recommend the flats from wrench resistance method be used whenever possible.

The differences in material, plating, and surface finish impacts the coefficient of friction when installing or connecting fittings. To minimize these variances, We recommend that fitting connections are lubricated when installed. Connections that are lubricated provide a more accurate installation torque, which results in fewer leaks.

---

**USING A TORQUE WRENCH**

The torque values given in the tables on the following pages are for reference purposes only based on industry standard practice and for low carbon steel mating with steel/iron components. Actual torque values may need to be adjusted due to variances described above.

SAE recommends always making a wet (lubricated) installation or connection to reduce friction on moving parts, O-rings, and variances in material and plating. The torque values in these tables are based off SAE values using a .17 coefficient of friction as per SAE J2593. Many hydraulic leaks are a result of over-torque, which causes excessive deformation of material or exceeds the yield strength of the material, which may reduce the load or clamping force between seal contacts.

If more than one value or range is given, use the lower value first and increase only if required. Over-torquing can damage a fitting or mating component.

---

# TECHNICAL INFORMATION

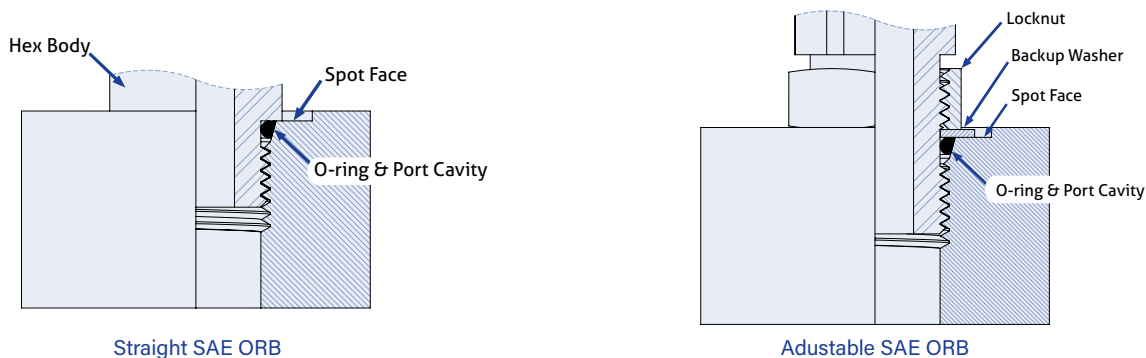
## HYDRAULIC ADAPTERS

### SAE O-Ring Boss Port Specifications

O-ring Boss ports (ORB) provide a seal by trapping the fitting's O-ring inside a port cavity. When a fitting is installed into the port, the O-ring is trapped between the fitting body hex or washer and port cavity.

Straight fittings include a hex, and sometimes an additional cylindrical shoulder below the hex and above the threads, to trap the O-ring in the port cavity.

Elbow and Tee fittings require a backup washer and a locknut above the O-ring on the threaded stud to permit a 360° orientation of the fitting around the port.



The following table lists the specifications for SAE O-Ring Boss Ports.

| SAE O-Ring Boss Specifications |           |           |                                   |                  |                |                             |                  |                |
|--------------------------------|-----------|-----------|-----------------------------------|------------------|----------------|-----------------------------|------------------|----------------|
| Dash Size                      | Tube Size | Thread    | SAE-ORB to JIC and Pipe Fittings* |                  |                | SAE-ORB to ORFS Fittings**  |                  |                |
|                                |           |           | Torque                            | Working Pressure |                | Torque                      | Working Pressure |                |
|                                |           |           | Adjustable & Non-Adjustable       | Adjustable       | Non-Adjustable | Adjustable & Non-Adjustable | Adjustable       | Non-Adjustable |
|                                |           |           | (ft-lbs) +25% -0%                 | (psi)            | (psi)          | (ft-lbs) +25% -0%           | (psi)            | (psi)          |
| 02                             | 1/8       | 5/16-24   | 6                                 | 4500             | 4500           | -                           | -                | -              |
| 03                             | 3/16      | 3/8-24    | 7                                 | 4500             | 4500           | 7                           | 5800             | 9100           |
| 04                             | 1/4       | 7/16-20   | 13                                | 4500             | 4500           | 15                          | 5800             | 9100           |
| 05                             | 5/16      | 1/2-20    | 18                                | 4500             | 4500           | 18                          | 5800             | 9100           |
| 06                             | 3/8       | 9/16-18   | 22                                | 3600             | 4500           | 26                          | 5800             | 9100           |
| 08                             | 1/2       | 3/4-16    | 37                                | 3600             | 4500           | 52                          | 5800             | 9100           |
| 10                             | 5/8       | 7/8-14    | 44                                | 2900             | 3600           | 74                          | 5800             | 9100           |
| 12                             | 3/4       | 1-1/16-12 | 70                                | 2900             | 3600           | 125                         | 5800             | 5800           |
| 14                             | 7/8       | 1-3/16-12 | 92                                | 2300             | 2900           | 158                         | 5800             | 5800           |
| 16                             | 1         | 1-5/16-12 | 111                               | 2300             | 2900           | 199                         | 4500             | 5800           |
| 20                             | 1 1/4     | 1-5/8-12  | 147                               | 1800             | 2300           | 210                         | 3600             | 3600           |
| 24                             | 1 1/2     | 1-7/8-12  | 155                               | 1800             | 2300           | 273                         | 2900             | 3600           |
| 32                             | 2         | 2-1/2-12  | 221                               | 1450             | 1800           | -                           | -                | -              |

\* = Light duty studs included on JIC, NPTF and NPSM fittings per SAE J1926/3 & J514  
 \*\* = Heavy duty studs included on ORFS fittings per SAE J1926/2 & J1453

Note: Torque values are for wet torque and are allowed up to 25% the listed value according to SAE J2593.

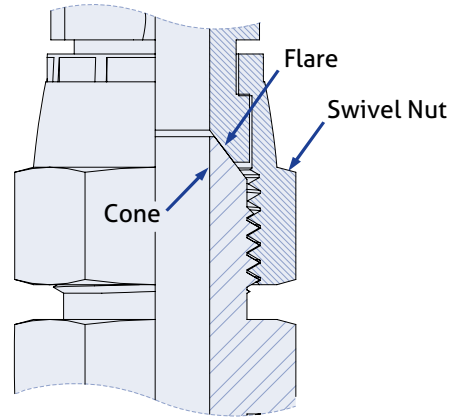
# TECHNICAL INFORMATION

## HYDRAULIC ADAPTERS

### JIC Adapter Specifications

Male flared fittings include a conical nose with external threads for clamping.

A flared fitting or tube assembly is tightened against the cone with a swivel nut. By forcing the flare against the cone during the torquing process, the nose cone is slightly deformed and meshes to create a metal to metal seal between the flare and the cone.



The following table lists the specifications for JIC adapters.

| JIC Specifications |           |           |                  |                            |                     |                      |                                       |
|--------------------|-----------|-----------|------------------|----------------------------|---------------------|----------------------|---------------------------------------|
| Dash Size          | Tube Size | Thread    | Working Pressure |                            | Torque              |                      |                                       |
|                    |           |           | Male<br>(psi)    | Female Swivel Nut<br>(psi) | JIC Rigid<br>(FFWR) | JIC Swivel<br>(FFWR) | Bulkhead Locknut<br>(ft-lbs) +25% -0% |
| 02                 | 1/8       | 5/16-24   | 5000             | 5000                       | 1/4 - 1/2           | 2                    | 4                                     |
| 03                 | 3/16      | 3/8-24    | 5000             | 5000                       | 1/4 - 1/2           | 2                    | 6                                     |
| 04                 | 1/4       | 7/16-20   | 5000             | 4500                       | 1/4 - 1/2           | 2                    | 10                                    |
| 05                 | 5/16      | 1/2-20    | 5000             | 4000                       | 1/4 - 1/2           | 2                    | 13                                    |
| 06                 | 3/8       | 9/16-18   | 5000             | 4000                       | 1/4 - 1/2           | 2                    | 16                                    |
| 08                 | 1/2       | 3/4-16    | 4500             | 4000                       | 1/4 - 1/2           | 2                    | 27                                    |
| 10                 | 5/8       | 7/8-14    | 3500             | 3000                       | 1/4 - 1/2           | 1 1/2                | 32                                    |
| 12                 | 3/4       | 1-1/16-12 | 3500             | 3000                       | 1/4 - 1/2           | 1 1/2                | 52                                    |
| 14                 | 7/8       | 1-3/16-12 | 3000             | 2500                       | 1/4 - 1/2           | 1 1/2                | 66                                    |
| 16                 | 1         | 1-5/16-12 | 3000             | 2500                       | 1/4 - 1/2           | 1 1/2                | 85                                    |
| 20                 | 1 1/4     | 1-5/8-12  | 2500             | 2000                       | 1/4 - 1/2           | 1                    | 111                                   |
| 24                 | 1 1/2     | 1-7/8-12  | 2000             | 1500                       | 1/4 - 1/2           | 1                    | 114                                   |
| 32                 | 2         | 2-1/2-12  | 1500             | 1125                       | 1/4 - 1/2           | 1                    | 162                                   |

Values are per SAE J514

# TECHNICAL INFORMATION

## HYDRAULIC ADAPTERS

### Pipe & Pipe Swivel Adapter Specifications

NPSM fittings include an inverted 60° cone inside an internally threaded swivel union nut. Male NPTF fittings that have a 30° internal chamfer that make a 60° inverted cone, will mate with NPSM swivel unions.

**NOTE: THE MATING MALE THREADS MUST INCLUDE AN INSIDE CHAMFER ON THE END OF THE FITTING THAT MATES WITH THE INVERTED CONE. THREADS ARE FOR CLAMPING FORCE ONLY AND THE SEALING OCCURS ON A SMALL RADIAL SECTION BETWEEN THE MALE FITTING INTERNAL CHAMFER AND THE SWIVEL UNION INVERTED CONE.**

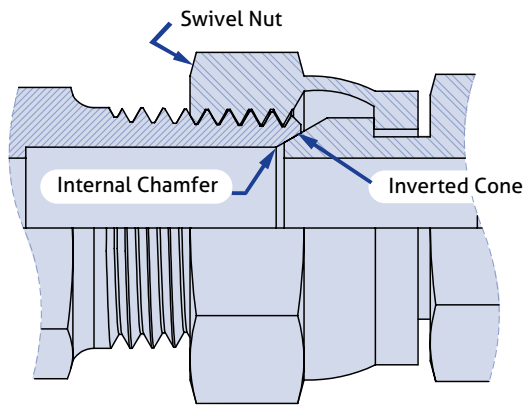


Figure 7 : NPTF & NPSM Union

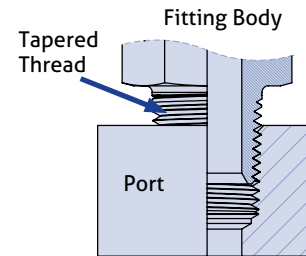


Figure 8: NPT & NPTF Assembly

NPT and NPTF pipe threads seal by wedging the tapered threads through deformation into each other. Both of these threads require thread sealants to complete a seal.

The following table lists the specifications for NPT, NPTF, and NPSM Pipe adapters.

| NPT, NPTF, and NPSM Pipe Specifications |              |                  |                           |                        |               |                   |
|---|--------------|------------------|---------------------------|------------------------|---------------|-------------------|
| Dash Size                               | Thread Size  | Major OD* (inch) | Working Pressure          |                        | Torque        |                   |
|   |              |                  | NPT, NPTF Male and Female | NPSM Female Swivel Nut | NPT, NPTF     | NPSM Swivel Union |
|   |              |                  | (psi)                     | (psi)                  | (TFFT)        | (FFWR)            |
| 02                                      | 1/8-27       | .405             | 5000                      | 5000                   | 2-3           | 2                 |
| 04                                      | 1/4-18       | .540             | 4000                      | 5000                   | 2-3           | 2                 |
| 06                                      | 3/8-18       | .675             | 3000                      | 4000                   | 2-3           | 2                 |
| 08                                      | 1/2-14       | .84              | 3000                      | 3500                   | 2-3           | 2                 |
| 12                                      | 3/4-14       | 1.050            | 2500                      | 2250                   | 2-3           | 2                 |
| 16                                      | 1-11 1/2     | 1.315            | 2000                      | 2000                   | 1 1/2 - 2 1/2 | 1 1/2             |
| 20                                      | 1 1/4-11 1/2 | 1.660            | 1150                      | 1625                   | 1 1/2 - 2 1/2 | 1 1/2             |
| 24                                      | 1 1/2-11 1/2 | 1.900            | 1000                      | 1250                   | 1 1/2 - 2 1/2 | 1 1/2             |
| 32                                      | 2-11 1/2     | 2.375            | 1000                      | 1125                   | 1 1/2 - 2 1/2 | 1 1/2             |

Values are per SAE J514 & J2593

Table 3: NPT, NPTF, and NPSM Pipe Specifications

# TECHNICAL INFORMATION

## HYDRAULIC ADAPTERS

### O-ring Face Seal Adapter Specifications

O-ring face seal fittings include a precision groove in the face of the male fitting. Sealing occurs when an O-ring is trapped in the groove by a smooth flat flange that is clamped against the face with a nut or nut and sleeve. The flat flange may be formed or brazed onto the end of a tube, or is machined on a fitting.

There are two SAE groove types:

- Type A: The original style A O-ring has no retaining ledge.
- Type B: The Type B groove has a retaining ledge (half dovetail) that improves O-ring retention. The Type B style is more commonly found and is a design improvement over the Type A.

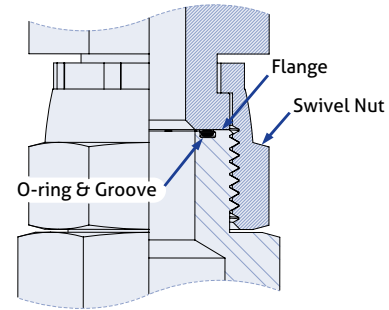


Figure 9: ORFS Fitting Assembly

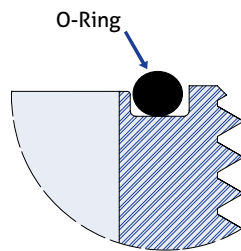


Figure 10: Detail View of Cross Section of Groove Type A

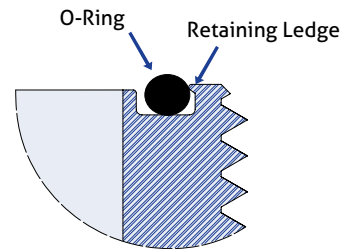


Figure 11: View of Groove Type B

The following table lists the specifications for O-ring Face Seal adapters.

| ORFS Specifications |           |             |                  |                   |                   |                   |           |             |
|---------------------|-----------|-------------|------------------|-------------------|-------------------|-------------------|-----------|-------------|
| Dash Size           | Tube Size | Thread Size | Working Pressure |                   | Torque            |                   |           |             |
|                     |           |             | Male             | Female Swivel Nut | Male & Female     | Bulkhead Locknut  | Tube Nuts | Swivel Nuts |
|                     |           |             | (psi)            | (psi)             | (ft-lbs) +25% -0% | (ft-lbs) +25% -0% | FWR       | FWR         |
| 04                  | 1/4       | 9/16-18     | 6000             | 6000              | 18                | 16                | 1/4-1/2   | 1/2-3/4     |
| 06                  | 3/8       | 11/16-16    | 6000             | 6000              | 29                | 22                | 1/4-1/2   | 1/2-3/4     |
| 08                  | 1/2       | 13/16-16    | 6000             | 6000              | 41                | 29                | 1/4-1/2   | 1/2-3/4     |
| 10                  | 5/8       | 1-14        | 6000             | 6000              | 44                | 44                | 1/4-1/2   | 1/2-3/4     |
| 12                  | 3/4       | 1-3/16-12   | 6000             | 6000              | 66                | 66                | 1/4-1/2   | 1/3-1/2     |
| 16                  | 1         | 1-7/16-12   | 6000             | 5000              | 92                | 92                | 1/4-1/2   | 1/3-1/2     |
| 20                  | 1 1/4     | 1-11/16-12  | 4000             | 4000              | 125               | 111               | 1/4-1/2   | 1/3-1/2     |
| 24                  | 1 1/2     | 2-12        | 4000             | 3000              | 147               | 125               | 1/4-1/2   | 1/3-1/2     |

Note: Values are per SAE J2593 & J1453

Torque values are for wet installation of steel components. Reduce torque values for softer material components.

Table 4: ORFS Specifications



# TECHNICAL INFORMATION

## HYDRAULIC ADAPTERS

### BSPT, BSPP and Metric Adapter Specifications

BSPT and Metric tapered threads install and work in the same manner as NPT and NPTF.

Male BSPP fittings include an inverted 60° cone inside an internally threaded swivel union nut. Male BSPP fittings that have a 30° internal chamfer that make a 60° inverted cone, will mate with Female BSPP swivel unions.

**NOTE: THE MATING MALE THREADS MUST INCLUDE AN INSIDE CHAMFER ON THE END OF THE FITTING THAT MATES WITH THE INVERTED CONE. THREADS ARE FOR CLAMPING FORCE ONLY AND THE SEALING OCCURS ON A SMALL RADIAL SECTION BETWEEN THE MALE FITTING INTERNAL CHAMFER AND THE SWIVEL UNION INVERTED CONE.**

DIN swivel unions have a 24° inverted cone and may be installed into DIN bite-ring compression fittings. To provide enhanced performance, an O-ring is sometimes included in the cone of some DIN swivel unions.

British Standard Pipe Parallel (BSPP) and Metric Parallel threaded ports do not include a port cavity like the O-ring Boss or ISO 6149 port. Instead, an O-ring sits on top of the spot face or external surface and is surrounded by a metal retaining ring or other retaining component to trap the O-ring between the fitting hex, body, and spot face.

Elbow and Tee fittings have a locknut, backup washer, O-ring and retaining washer to permit 360° orientation around the axis of the port.

The following table lists the specifications for **BSPP & BSPT Adapters**

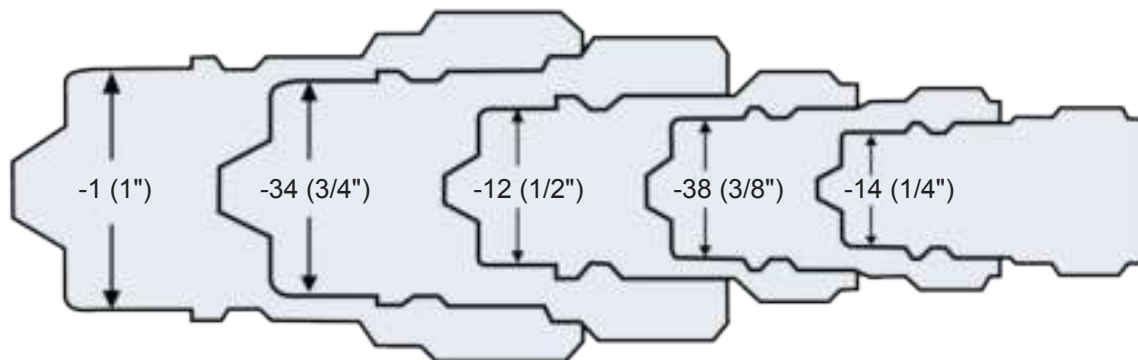
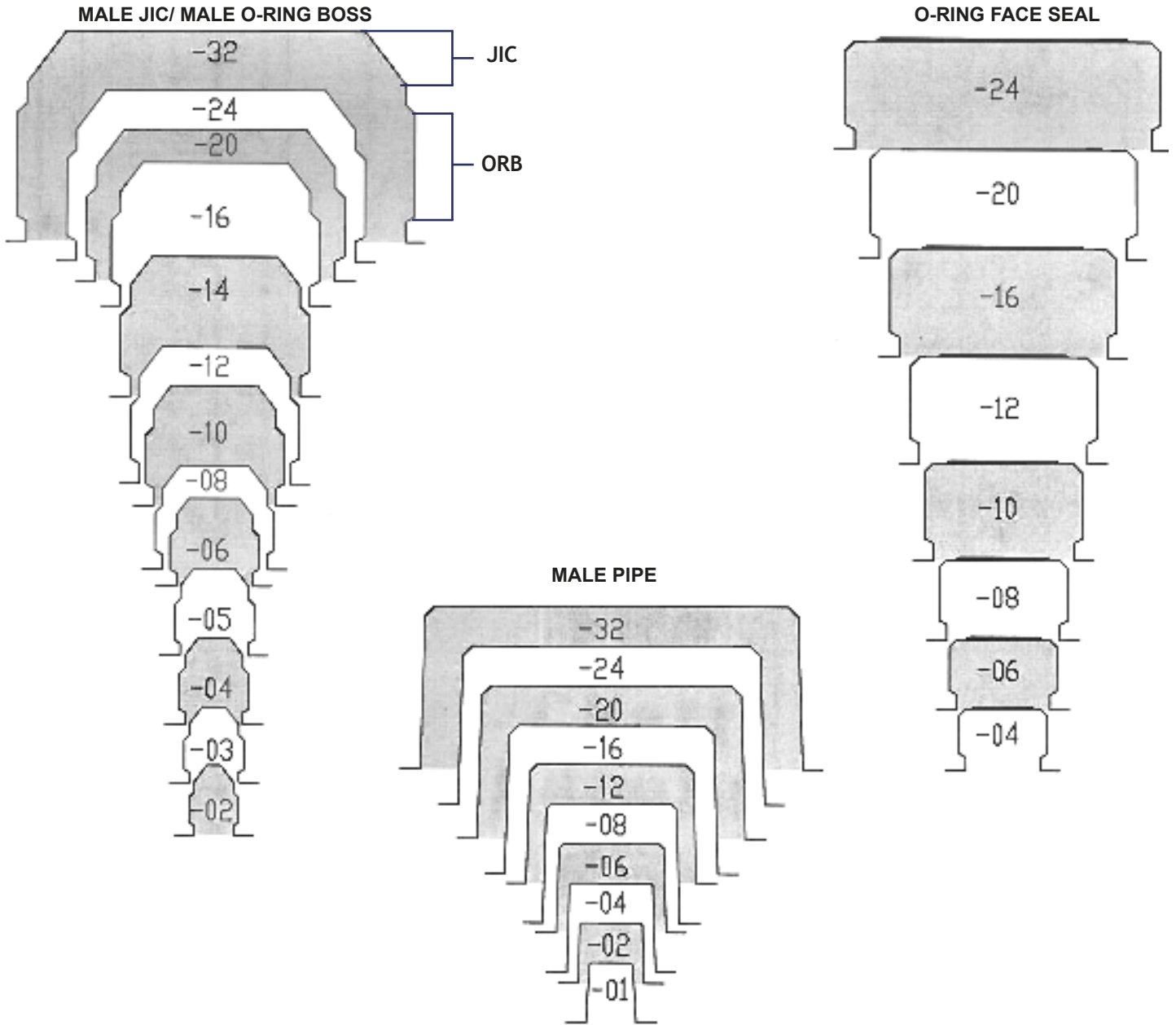
| BSPP & BSPT Specifications |             |                                 |                   |               |
|----------------------------|-------------|---------------------------------|-------------------|---------------|
| Dash Size                  | BSPT & BSPP |                                 | Torque            |               |
|                            | THREAD SIZE | MAJOR OD <sup>ø</sup><br>(inch) | BSPP Swivel Union | BSPT          |
| 02                         | 1/8-28      | 0.383                           | 2                 | 2-3           |
| 04                         | 1/4-19      | 0.518                           | 2                 | 2-3           |
| 06                         | 3/8-19      | 0.656                           | 2                 | 2-3           |
| 08                         | 1/2-14      | 0.825                           | 2                 | 2-3           |
| 10                         | 5/8-14      | 0.929                           | 2                 | 2-3           |
| 12                         | 3/4-14      | 1.041                           | 2                 | 2-3           |
| 16                         | 1-11        | 1.309                           | 1 1/2             | 1 1/2 - 2 1/2 |
| 20                         | 1 1/4-11    | 1.650                           | 1 1/2             | 1 1/2 - 2 1/2 |
| 24                         | 1 1/2-11    | 1.882                           | 1 1/2             | 1 1/2 - 2 1/2 |
| 32                         | 2-11        | 2.347                           | 1 1/2             | 1 1/2 - 2 1/2 |

The following table lists the specifications for **Metric Adapters**

| Metric DIN 3852-1 Threads |                     |
|---------------------------|---------------------|
| Dash Size                 | THREAD SIZE<br>(mm) |
| 08                        | 8 x 1.0             |
| 10                        | 10 x 1.0            |
| 12                        | 12 x 1.5            |
| 14                        | 14 x 1.5            |
| 16                        | 16 x 1.5            |
| 18                        | 18 x 1.5            |
| 20                        | 20 x 1.5            |
| 22                        | 22 x 1.5            |
| 24                        | 24 x 1.5            |
| 26                        | 26 x 1.5            |
| 27                        | 27 x 2.0            |
| 30                        | 30 x 2.0            |
| 33                        | 33 x 2.0            |
| 39                        | 39 x 2.0            |
| 42                        | 42 x 2.0            |
| 48                        | 48 x 2.0            |
| 60                        | 60 x 2.0            |

Values are from DIN 3852-1

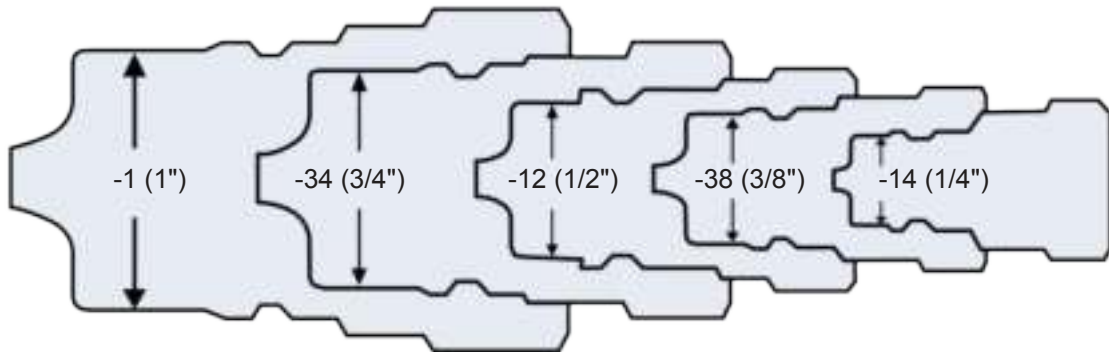
# PROFILE SIZE CHART



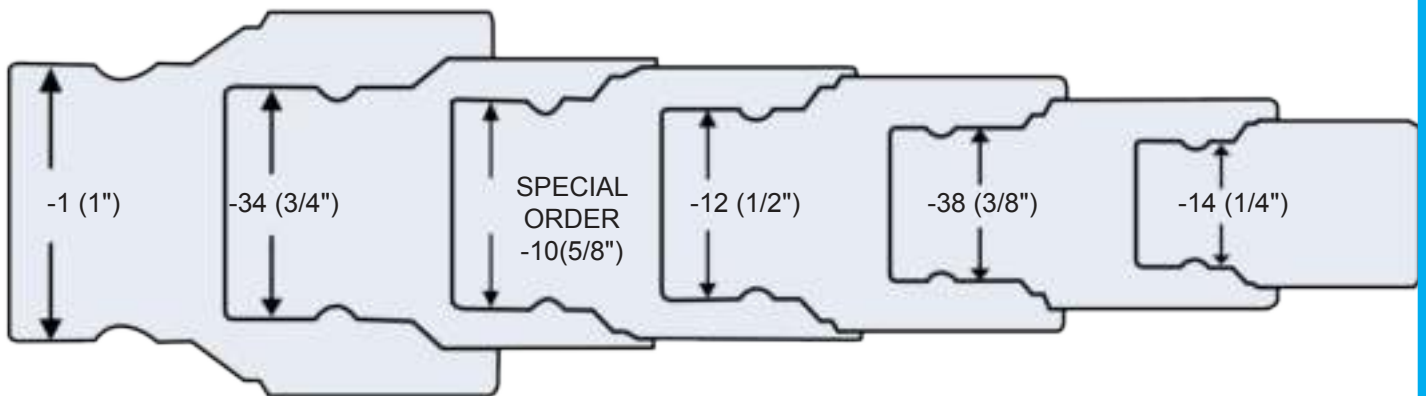
AG INTERCHANGE - NV SERIES

# TECHNICAL INFORMATION

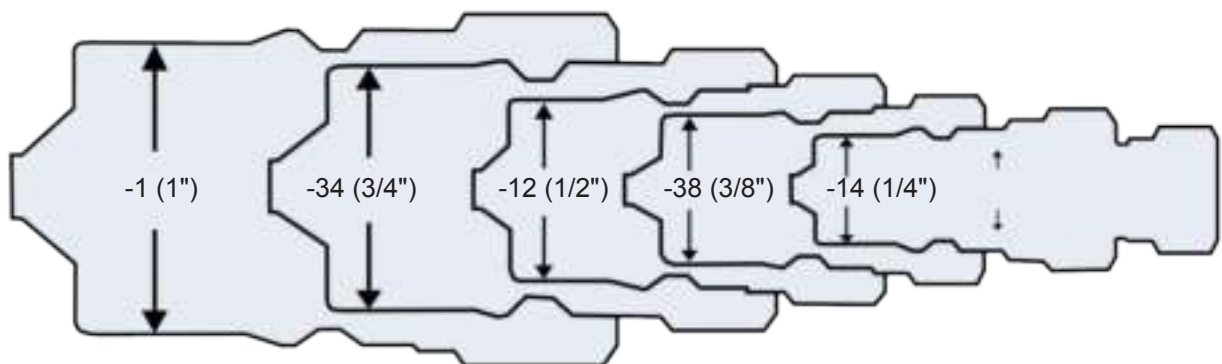
## HYDRAULIC ADAPTERS



ISO 7241 - 1 - ISO A - ANV SERIES



ISO 16028 - FF SERIES



ISO 7241 - 1 ISO B - HNV SERIES

# STEEL PIPE SWIVEL ADAPTERS

## HYDRAULIC ADAPTERS

### MALE PIPE SWIVEL ADAPTER

SAE 140130

1



2

| PART #   | MALE PIPE 1 | FEMALE NPSM 2 | LIST PRICE |
|----------|-------------|---------------|------------|
| 140422   | 1/8         | 1/8           | ---        |
| 140442   | 1/4         | 1/8           | ---        |
| 140444   | 1/4         | 1/4           | ---        |
| 140446   | 1/4         | 3/8           | ---        |
| 140448   | 1/4         | 1/2           | ---        |
| 140446   | 1/4         | 3/8           | ---        |
| 140448   | 1/4         | 1/2           | ---        |
| 140464   | 3/8         | 1/4           | ---        |
| 140466   | 3/8         | 3/8           | ---        |
| 140468   | 3/8         | 1/2           | ---        |
| 140484   | 1/2         | 1/4           | ---        |
| 140486   | 1/2         | 3/8           | ---        |
| 140488   | 1/2         | 1/2           | ---        |
| 1404812  | 1/2         | 3/4           | ---        |
| 1404126  | 3/4         | 3/8           | ---        |
| 1404128  | 3/4         | 1/2           | ---        |
| 14041212 | 3/4         | 3/4           | ---        |
| 14041216 | 3/4         | 1             | ---        |
| 14041612 | 1           | 3/4           | ---        |
| 14041616 | 1           | 1             | ---        |
| 14041620 | 1           | 1-1/4         | ---        |
| 14042016 | 1-1/4       | 1             | ---        |
| 14042020 | 1-1/4       | 1-1/4         | ---        |
| 14042024 | 1-1/4       | 1-1/2         | ---        |
| 14042424 | 1-1/2       | 1-1/2         | ---        |
| 14043232 | 2           | 2             | ---        |

### FEMALE PIPE SWIVEL ADAPTER

SAE 140131

1



2

| PART #   | FEMALE PIPE 1 | FEMALE NPSM 2 | LIST PRICE |
|----------|---------------|---------------|------------|
| 140522   | 1/8           | 1/8           | ---        |
| 140542   | 1/4           | 1/8           | ---        |
| 140544   | 1/4           | 1/4           | ---        |
| 140546   | 1/4           | 3/8           | ---        |
| 140564   | 3/8           | 1/4           | ---        |
| 140566   | 3/8           | 3/8           | ---        |
| 140568   | 3/8           | 1/2           | ---        |
| 140584   | 1/2           | 1/4           | ---        |
| 140586   | 1/2           | 3/8           | ---        |
| 140568   | 3/8           | 1/2           | ---        |
| 140584   | 1/2           | 1/4           | ---        |
| 140588   | 1/2           | 1/2           | ---        |
| 1405812  | 1/2           | 3/4           | ---        |
| 1405128  | 3/4           | 1/2           | ---        |
| 14051212 | 3/4           | 3/4           | ---        |
| 14051216 | 3/4           | 1             | ---        |
| 14051612 | 1             | 3/4           | ---        |
| 14051616 | 1             | 1             | ---        |
| 14052020 | 1-1/4         | 1-1/4         | ---        |
| 14052420 | 1-1/2         | 1-1/4         | ---        |
| 14052424 | 1-1/2         | 1-1/2         | ---        |
| 14053232 | 2             | 2             | ---        |

### MALE PIPE ELBOW SWIVEL ADAPTER

1



2

SAE 140230

| PART #   | MALE PIPE 1 | FEMALE NPSM 2 | LIST PRICE |
|----------|-------------|---------------|------------|
| 150122   | 1/8         | 1/8           | ---        |
| 150124   | 1/8         | 1/4           | ---        |
| 150142   | 1/4         | 1/8           | ---        |
| 150144   | 1/4         | 1/4           | ---        |
| 150146   | 1/4         | 3/8           | ---        |
| 150148   | 1/4         | 1/2           | ---        |
| 150164   | 3/8         | 1/4           | ---        |
| 150166   | 3/8         | 3/8           | ---        |
| 1501612  | 3/8         | 3/4           | ---        |
| 150184   | 1/2         | 1/4           | ---        |
| 150186   | 1/2         | 3/8           | ---        |
| 150188   | 1/2         | 1/2           | ---        |
| 1501126  | 3/4         | 3/8           | ---        |
| 1501128  | 3/4         | 1/2           | ---        |
| 15011212 | 3/4         | 3/4           | ---        |
| 15011216 | 3/4         | 1             | ---        |
| 1501168  | 1           | 1/2           | ---        |
| 15011612 | 1           | 3/4           | ---        |
| 15011616 | 1           | 1             | ---        |
| 15012016 | 1-1/4       | 1             | ---        |
| 15012020 | 1-1/4       | 1-1/4         | ---        |
| 15012024 | 1-1/4       | 1-1/2         | ---        |
| 15012420 | 1-1/2       | 1-1/4         | ---        |
| 15012424 | 1-1/2       | 1-1/2         | ---        |
| 15013232 | 2           | 2             | ---        |

1501 2047R 1218 9405 2107

### FEMALE UNION ELBOW SWIVEL ADAPTER

SAE 140231 1



2

| PART #   | FEMALE PIPE 1 | FEMALE NPSM 2 | LIST PRICE |
|----------|---------------|---------------|------------|
| 150222   | 1/8           | 1/8           | ---        |
| 150224   | 1/8           | 1/4           | ---        |
| 150242   | 1/4           | 1/8           | ---        |
| 150244   | 1/4           | 1/4           | ---        |
| 150246   | 1/4           | 3/8           | ---        |
| 150248   | 1/4           | 1/2           | ---        |
| 150266   | 3/8           | 3/8           | ---        |
| 150268   | 3/8           | 1/2           | ---        |
| 150284   | 1/2           | 1/4           | ---        |
| 150286   | 1/2           | 3/8           | ---        |
| 150288   | 1/2           | 1/2           | ---        |
| 1502812  | 1/2           | 3/4           | ---        |
| 1502128  | 3/4           | 1/2           | ---        |
| 15021212 | 3/4           | 3/4           | ---        |
| 15021616 | 1             | 1             | ---        |
| 15022020 | 1-1/4         | 1-1/4         | ---        |
| 15022424 | 1-1/2         | 1-1/2         | ---        |

WARNING: This product can expose you to chemicals, including Cobalt, which are known to the State of California to cause cancer. For more information, visit www.P65Warnings.ca.gov

# FEMALE PIPE SWIVELS

## HYDRAULIC ADAPTERS

### MALE 45° PIPE ELBOW SWIVEL ADAPTER

SAE 140330



| PART #   | MALE PIPE 1 | FEMALE NPSM 2 | LIST PRICE |
|----------|-------------|---------------|------------|
| 150322   | 1/8         | 1/8           | ---        |
| 150324   | 1/8         | 1/4           | ---        |
| 150344   | 1/4         | 1/4           | ---        |
| 150346   | 1/4         | 3/8           | ---        |
| 150364   | 3/8         | 1/4           | ---        |
| 150366   | 3/8         | 3/8           | ---        |
| 150368   | 3/8         | 1/2           | ---        |
| 150384   | 1/2         | 1/4           | ---        |
| 150386   | 1/2         | 3/8           | ---        |
| 150388   | 1/2         | 1/2           | ---        |
| 1503812  | 1/2         | 3/4           | ---        |
| 1503128  | 3/4         | 1/2           | ---        |
| 15031212 | 3/4         | 3/4           | ---        |
| 15031216 | 3/4         | 1             | ---        |
| 15031612 | 1           | 3/4           | ---        |
| 15031616 | 1           | 1             | ---        |
| 15031620 | 1           | 1-1/4         | ---        |
| 15032016 | 1-1/4       | 1             | ---        |
| 15032020 | 1-1/4       | 1-1/4         | ---        |
| 15032424 | 1-1/2       | 1-1/2         | ---        |

1503 2049R 3107 1214 9355R

### FEMALE 45° UNION ELBOW SWIVEL ADAPTER

SAE 140331



| PART #   | FEMALE PIPE 1 | FEMALE NPSM 2 | LIST PRICE |
|----------|---------------|---------------|------------|
| 150422   | 1/8           | 1/8           | ---        |
| 150444   | 1/4           | 1/4           | ---        |
| 150466   | 3/8           | 3/8           | ---        |
| 150488   | 1/2           | 1/2           | ---        |
| 15041212 | 3/4           | 3/4           | ---        |
| 15041616 | 1             | 1             | ---        |

1504 2050R 1249 9385R

### MALE SWIVEL BRANCH TEE



| PART #   | FEMALE NPSM 1 & 2 | MALE PIPE 3 | LIST PRICE |
|----------|-------------------|-------------|------------|
| 160122   | 1/8               | 1/8         | ---        |
| 160144   | 1/4               | 1/4         | ---        |
| 160166   | 3/8               | 3/8         | ---        |
| 160188   | 1/2               | 1/2         | ---        |
| 16011212 | 3/4               | 3/4         | ---        |
| 16011616 | 1                 | 1           | ---        |

1601 2254R 1258 9406R

### FEMALE SWIVEL TEE



| PART #   | FEMALE NPSM 1 & 2 | FEMALE PIPE 3 | LIST PRICE |
|----------|-------------------|---------------|------------|
| 160244   | 1/4               | 1/4           | ---        |
| 160266   | 3/8               | 3/8           | ---        |
| 160288   | 1/2               | 1/2           | ---        |
| 16021212 | 3/4               | 3/4           | ---        |
| 16021616 | 1                 | 1             | ---        |

1602 2253R 1259 9456R

### FEMALE SWIVEL UNION TEE



| PART #   | FEMALE NPSM 1,2 & 3 | LIST PRICE |
|----------|---------------------|------------|
| 160344   | 1/4                 | ---        |
| 160366   | 3/8                 | ---        |
| 160388   | 1/2                 | ---        |
| 16031212 | 3/4                 | ---        |
| 16031616 | 1                   | ---        |

1603 2255 1223 9705R

# STRAIGHTS STEEL JIC FLARE 37°

## HYDRAULIC ADAPTERS

### LONG JIC TUBE NUT

SAE 070111



| PART # | TUBE O.D | LIST PRICE |
|--------|----------|------------|
| 03044  | 1/4      | ---        |
| 03045  | 5/16     | ---        |
| 03046  | 3/8      | ---        |
| 03048  | 1/2      | ---        |
| 030410 | 5/8      | ---        |
| 030412 | 3/4      | ---        |
| 030416 | 1        | ---        |

### CAP

SAE 070112  
MS 51532



304 221000 0304 C5115

| PART #  | TUBE O.D. | LIST PRICE |
|---------|-----------|------------|
| 0304C2  | 1/8       | ---        |
| 0304C3  | 3/16      | ---        |
| 0304C4  | 1/4       | ---        |
| 0304C5  | 5/16      | ---        |
| 0304C6  | 3/8       | ---        |
| 0304C8  | 1/2       | ---        |
| 0304C10 | 5/8       | ---        |
| 0304C12 | 3/4       | ---        |
| 0304C14 | 7/8       | ---        |
| 0304C16 | 1         | ---        |
| 0304C20 | 1-1/4     | ---        |
| 0304C24 | 1-1/2     | ---        |
| 0304C32 | 2         | ---        |

820 304 21v0292 FNTX 1329 C5129

### JIC TUBE NUT (SLEEVE REQUIRED)

SAE 070110  
MS 51531



| PART # | TUBE O.D | LIST PRICE |
|--------|----------|------------|
| 03182  | 1/8      | ---        |
| 03183  | 3/16     | ---        |
| 03184  | 1/4      | ---        |
| 03185  | 5/16     | ---        |
| 03186  | 3/8      | ---        |
| 03188  | 1/2      | ---        |
| 031810 | 5/8      | ---        |
| 031812 | 3/4      | ---        |
| 031814 | 7/8      | ---        |
| 031816 | 1        | ---        |
| 031820 | 1-1/4    | ---        |
| 031824 | 1-1/2    | ---        |
| 031832 | 2        | ---        |

### JIC TUBE UNION

SAE 070101  
MS 51501



| PART #   | JIC TUBE SIZE 1 | JIC TUBE SIZE 2 | LIST PRICE |
|----------|-----------------|-----------------|------------|
| 240322   | 1/8             | 1/8             | ---        |
| 240333   | 3/16            | 3/16            | ---        |
| 240344   | 1/4             | 1/4             | ---        |
| 240355   | 5/16            | 5/16            | ---        |
| 240364   | 3/8             | 1/4             | ---        |
| 240366   | 3/8             | 3/8             | ---        |
| 240384   | 1/2             | 1/4             | ---        |
| 240388   | 1/2             | 1/2             | ---        |
| 240386   | 1/2             | 3/8             | ---        |
| 2403106  | 5/8             | 3/8             | ---        |
| 2403108  | 5/8             | 1/2             | ---        |
| 24031010 | 5/8             | 5/8             | ---        |
| 2403126  | 3/4             | 3/8             | ---        |
| 2403128  | 3/4             | 1/2             | ---        |
| 24031210 | 3/4             | 5/8             | ---        |
| 24031212 | 3/4             | 3/4             | ---        |
| 24031414 | 7/8             | 7/8             | ---        |
| 24031612 | 1               | 3/4             | ---        |
| 24031616 | 1               | 1               | ---        |
| 24032016 | 1-1/4           | 1               | ---        |
| 24032020 | 1-1/4           | 1-1/4           | ---        |
| 240332   | 2               | 2               | ---        |

### JIC TUBE SLEEVE

2403 2027 HTX 1204 C5305

SAE 070115  
MS 51533



| PART # | TUBE O.D | LIST PRICE |
|--------|----------|------------|
| 03192  | 1/8      | ---        |
| 03193  | 3/16     | ---        |
| 03194  | 1/4      | ---        |
| 03195  | 5/16     | ---        |
| 03196  | 3/8      | ---        |
| 03198  | 1/2      | ---        |
| 031910 | 5/8      | ---        |
| 031912 | 3/4      | ---        |
| 031914 | 7/8      | ---        |
| 031916 | 1        | ---        |
| 031920 | 1-1/4    | ---        |
| 031924 | 1-1/2    | ---        |
| 031932 | 2        | ---        |

WARNING: This product can expose you to chemicals, including Cobalt, which are known to the State of California to cause cancer. For more information, visit [www.P65Warnings.ca.gov](http://www.P65Warnings.ca.gov)

# STRAIGHTS STEEL JIC FLARE 37°

## HYDRAULIC ADAPTERS

### JIC MALE CONNECTOR

SAE 070102  
MS 51500

1



2

| PART #   | JIC TUBE SIZE 1 | MALE PIPE THREAD 2 | LIST PRICE |
|----------|-----------------|--------------------|------------|
| 240422   | 1/8             | 1/8                | ---        |
| 240442   | 1/4             | 1/8                | ---        |
| 240444   | 1/4             | 1/4                | ---        |
| 240446   | 1/4             | 3/8                | ---        |
| 240448   | 1/4             | 1/2                | ---        |
| 240454   | 5/16            | 1/4                | ---        |
| 240462   | 3/8             | 1/8                | ---        |
| 240464   | 3/8             | 1/4                | ---        |
| 240466   | 3/8             | 3/8                | ---        |
| 240468   | 3/8             | 1/2                | ---        |
| 2404612  | 3/8             | 3/4                | ---        |
| 240484   | 1/2             | 1/4                | ---        |
| 240486   | 1/2             | 3/8                | ---        |
| 240488   | 1/2             | 1/2                | ---        |
| 2404812  | 1/2             | 3/4                | ---        |
| 2404816  | 1/2             | 1                  | ---        |
| 2404104  | 5/8             | 1/4                | ---        |
| 2404106  | 5/8             | 3/8                | ----       |
| 2404108  | 5/8             | 1/2                | ---        |
| 24041012 | 5/8             | 3/4                | ---        |
| 2404126  | 3/4             | 3/8                | ---        |
| 2404128  | 3/4             | 1/2                | ---        |
| 24041212 | 3/4             | 3/4                | ---        |
| 24041216 | 3/4             | 1                  | ---        |
| 24041612 | 1               | 3/4                | ---        |
| 24041616 | 1               | 1                  | ---        |
| 24041620 | 1               | 1-1/4              | ----       |
| 24041624 | 1               | 1-1/2              | ---        |
| 24042012 | 1-1/4           | 3/4                | ---        |
| 24042016 | 1-1/4           | 1                  | ---        |
| 24042020 | 1-1/4           | 1-1/4              | ---        |
| 24042024 | 1-1/4           | 1-1/2              | ---        |
| 24042416 | 1-1/2           | 1                  | ---        |
| 24042420 | 1-1/2           | 1-1/4              | ---        |
| 24042424 | 1-1/2           | 1-1/2              | ---        |
| 24042432 | 1-1/2           | 2                  | ---        |
| 24043220 | 2               | 1-1/4              | ---        |
| 24043224 | 2               | 1-1/2              | ---        |
| 24043232 | 2               | 2                  | ---        |

2404 2021R FTX 1202R C5205 816

### JIC FEMALE CONNECTOR

1



2

SAE 070103  
MS 51503

| PART #   | JIC TUBE SIZE 1 | FEMALE PIPE SIZE 2 | LIST PRICE |
|----------|-----------------|--------------------|------------|
| 240522   | 1/8             | 1/8                | ---        |
| 240532   | 3/16            | 1/8                | ---        |
| 240542   | 1/4             | 1/8                | ---        |
| 240544   | 1/4             | 1/4                | ---        |
| 240546   | 1/4             | 3/8                | ---        |
| 240562   | 3/8             | 1/8                | ---        |
| 240564   | 3/8             | 1/4                | ---        |
| 240566   | 3/8             | 3/8                | ---        |
| 240568   | 3/8             | 1/2                | ---        |
| 240584   | 1/2             | 1/4                | ---        |
| 240586   | 1/2             | 3/8                | ---        |
| 240588   | 1/2             | 1/2                | ---        |
| 2405812  | 1/2             | 3/4                | ---        |
| 2405106  | 5/8             | 3/8                | ---        |
| 2405108  | 5/8             | 1/2                | ---        |
| 2405128  | 3/4             | 1/2                | ---        |
| 24051212 | 3/4             | 3/4                | ---        |
| 24051216 | 3/4             | 1                  | ---        |
| 24051612 | 1               | 3/4                | ---        |
| 24051616 | 1               | 1                  | ---        |
| 24051620 | 1               | 1-1/4              | ---        |
| 24052020 | 1-1/4           | 1-1/4              | ---        |
| 24052024 | 1-1/4           | 1-1/2              | ---        |
| 24052424 | 1-1/2           | 1-1/2              | ---        |
| 24053232 | 2               | 2                  | ---        |

2405 2022R GTX 1230R C5255

**WARNING:** This product can expose you to chemicals, including Cobalt, which are known to the State of California to cause cancer. For more information, visit [www.P65Warnings.ca.gov](http://www.P65Warnings.ca.gov)

# JIC FLARE

## HYDRAULIC ADAPTERS

### JIC REDUCER/ EXPANDER

SAE 070123 1



2

| PART #   | FEMALE JIC TUBE SIZE 1 | MALE JIC TUBE SIZE 2 | LIST PRICE |
|----------|------------------------|----------------------|------------|
| 240664   | 3/8                    | 1/4                  | ---        |
| 240665   | 3/8                    | 5/16                 | ---        |
| 240666   | 3/8                    | 3/8                  | ---        |
| 240668   | 3/8                    | 1/2                  | ---        |
| 240684   | 1/2                    | 1/4                  | ---        |
| 240686   | 1/2                    | 3/8                  | ---        |
| 2406810  | 1/2                    | 5/8                  | ---        |
| 2406812  | 1/2                    | 3/4                  | ---        |
| 2406104  | 5/8                    | 1/4                  | ---        |
| 2406106  | 5/8                    | 3/8                  | ---        |
| 2406108  | 5/8                    | 1/2                  | ---        |
| 2406124  | 3/4                    | 1/4                  | ---        |
| 2406126  | 3/4                    | 3/8                  | ---        |
| 2406128  | 3/4                    | 1/2                  | ---        |
| 24061210 | 3/4                    | 5/8                  | ---        |
| 24061216 | 3/4                    | 1                    | ---        |
| 2406164  | 1                      | 1/4                  | ---        |
| 2406166  | 1                      | 3/8                  | ---        |
| 2406168  | 1                      | 1/2                  | ---        |
| 24061612 | 1                      | 3/4                  | ---        |
| 24061620 | 1                      | 1-1/4                | ---        |
| 2406208  | 1-1/4                  | 1/2                  | ---        |
| 24062012 | 1-1/4                  | 3/4                  | ---        |
| 24062016 | 1-1/4                  | 1                    | ---        |
| 24062416 | 1-1/2                  | 1                    | ---        |
| 24062420 | 1-1/2                  | 1-1/4                | ---        |
| 24063224 | 2                      | 1-1/2                | ---        |

2406 C5015 2215 TRTX 1246

### PLUG

SAE 070109  
MS 51518



| PART # | TUBE O.D. | LIST PRICE |
|--------|-----------|------------|
| 24082  | 1/8       | ---        |
| 24083  | 3/16      | ---        |
| 24084  | 1/4       | ---        |
| 24085  | 5/16      | ---        |
| 24086  | 3/8       | ---        |
| 24088  | 1/2       | ---        |
| 240810 | 5/8       | ---        |
| 240812 | 3/4       | ---        |
| 240814 | 7/8       | ---        |
| 240816 | 1         | ---        |
| 240820 | 1-1/4     | ---        |
| 240824 | 1-1/2     | ---        |
| 240832 | 2         | ---        |

2408 430549 PNTX 1254 C5229

### STEEL 37° JIC FLARE SHAPES

#### JIC UNION ELBOW

SAE 070201 1  
MS 51505



2

| PART #   | JIC TUBE SIZE 1 | JIC TUBE SIZE 2 | LIST PRICE |
|----------|-----------------|-----------------|------------|
| 250022   | 1/8             | 1/8             | ---        |
| 250044   | 1/4             | 1/4             | ---        |
| 250055   | 5/16            | 5/16            | ---        |
| 250064   | 3/8             | 1/4             | ---        |
| 250066   | 3/8             | 3/8             | ---        |
| 250088   | 1/2             | 1/2             | ---        |
| 250086   | 1/2             | 3/8             | ---        |
| 2500108  | 5/8             | 1/2             | ---        |
| 25001010 | 5/8             | 5/8             | ---        |
| 2500128  | 3/4             | 1/2             | ---        |
| 25001212 | 3/4             | 3/4             | ---        |
| 25001612 | 1               | 3/4             | ---        |
| 25001616 | 1               | 1               | ---        |
| 25002020 | 1-1/4           | 1-1/4           | ---        |
| 25002424 | 1-1/2           | 1-1/2           | ---        |
| 25003232 | 2               | 2               | ---        |

2500 2039 1234 C5505 821

| TUBE O.D. | THREAD SIZE |
|-----------|-------------|
| 1/8       | 5/16-24     |
| 3/16      | 3/8-24      |
| 1/4       | 7/16-20     |
| 5/16      | 1/2-20      |
| 3/8       | 9/16-18     |
| 1/2       | 3/4-16      |
| 5/8       | 7/8-14      |
| 3/4       | 1-1/16-12   |
| 7/8       | 1-3/16-12   |
| 1         | 1-5/16-12   |
| 1-1/4     | 1-5/8-12    |
| 1-1/2     | 1-7/8-12    |
| 2         | 2-1/2-12    |

**WARNING:** This product can expose you to chemicals, including Cobalt, which are known to the State of California to cause cancer. For more information, visit [www.P65Warnings.ca.gov](http://www.P65Warnings.ca.gov)



# SHAPES JIC FLARE

## HYDRAULIC ADAPTERS

### JIC MALE ELBOW

SAE 070202  
MS 51504




| PART #   | JIC TUBE SIZE 1 | MALE PIPE SIZE 2 | LIST PRICE |
|----------|-----------------|------------------|------------|
| 250122   | 1/8             | 1/8              | ---        |
| 250132   | 3/16            | 1/8              | ---        |
| 250142   | 1/4             | 1/8              | ---        |
| 250144   | 1/4             | 1/4              | ---        |
| 250146   | 1/4             | 3/8              | ---        |
| 250148   | 1/4             | 1/2              | ---        |
| 250162   | 3/8             | 1/8              | ---        |
| 250164   | 3/8             | 1/4              | ---        |
| 250166   | 3/8             | 3/8              | ---        |
| 250168   | 3/8             | 1/2              | ---        |
| 2501612  | 3/8             | 3/4              | ---        |
| 250184   | 1/2             | 1/4              | ---        |
| 250186   | 1/2             | 3/8              | ---        |
| 250188   | 1/2             | 1/2              | ---        |
| 2501812  | 1/2             | 3/4              | ---        |
| 2501816  | 1/2             | 1                | ---        |
| 2501106  | 5/8             | 3/8              | ---        |
| 2501108  | 5/8             | 1/2              | ---        |
| 25011012 | 5/8             | 3/4              | ---        |
| 2501126  | 3/4             | 3/8              | ---        |
| 2501128  | 3/4             | 1/2              | ---        |
| 25011212 | 3/4             | 3/4              | ---        |
| 25011216 | 3/4             | 1                | ---        |
| 25011412 | 7/8             | 3/4              | ---        |
| 25011612 | 1               | 3/4              | ---        |
| 25011616 | 1               | 1                | ---        |
| 25011620 | 1               | 1-1/4            | ---        |
| 25012016 | 1-1/4           | 1                | ---        |
| 25012020 | 1-1/4           | 1-1/4            | ---        |
| 25012024 | 1-1/4           | 1-1/2            | ---        |
| 25012416 | 1-1/2           | 1                | ---        |
| 25012420 | 1-1/2           | 1-1/4            | ---        |
| 25012424 | 1-1/2           | 1-1/2            | ---        |
| 25012432 | 1-1/2           | 2                | ---        |
| 25013232 | 2               | 2                | ---        |

1208R C5405 2501 2024R CTX 822

### JIC FEMALE ELBOW

SAE 070203  
MS 51506



| PART #   | JIC TUBE SIZE 1 | FEMALE PIPE SIZE 2 | LIST PRICE |
|----------|-----------------|--------------------|------------|
| 250242   | 1/4             | 1/8                | ---        |
| 250244   | 1/4             | 1/4                | ---        |
| 250246   | 1/4             | 3/8                | ---        |
| 250262   | 3/8             | 1/8                | ---        |
| 250264   | 3/8             | 1/4                | ---        |
| 250266   | 3/8             | 3/8                | ---        |
| 250268   | 3/8             | 1/2                | ---        |
| 250284   | 1/2             | 1/4                | ---        |
| 250286   | 1/2             | 3/8                | ---        |
| 250288   | 1/2             | 1/2                | ---        |
| 2502128  | 3/4             | 1/2                | ---        |
| 25021212 | 3/4             | 3/4                | ---        |
| 25021612 | 1               | 3/4                | ---        |
| 25021616 | 1               | 1                  | ---        |
| 25022020 | 1-1/4           | 1-1/4              | ---        |
| 25022424 | 1-1/2           | 1-1/2              | ---        |

2502 2025R DTX 1240R C5455

# SHAPES JIC FLARE

## HYDRAULIC ADAPTERS

### JIC MALE 45° ELBOW

SAE 070302  
MS 51508



| PART #   | JIC TUBE SIZE 1 | MALE PIPE SIZE 2 | LIST PRICE |
|----------|-----------------|------------------|------------|
| 250322   | 1/8             | 1/8              | ---        |
| 250342   | 1/4             | 1/8              | ---        |
| 250344   | 1/4             | 1/4              | ---        |
| 250346   | 1/4             | 3/8              | ---        |
| 250352   | 5/16            | 1/8              | ---        |
| 250362   | 3/8             | 1/8              | ---        |
| 250364   | 3/8             | 1/4              | ---        |
| 250366   | 3/8             | 3/8              | ---        |
| 250368   | 3/8             | 1/2              | ---        |
| 2503612  | 3/8             | 3/4              | ---        |
| 250384   | 1/2             | 1/4              | ---        |
| 250386   | 1/2             | 3/8              | ---        |
| 250388   | 1/2             | 1/2              | ---        |
| 2503106  | 5/8             | 3/8              | ---        |
| 2503108  | 5/8             | 1/2              | ---        |
| 25031012 | 5/8             | 3/4              | ---        |
| 25031212 | 3/4             | 3/4              | ---        |
| 25031216 | 3/4             | 1                | ---        |
| 25031616 | 1               | 1                | ---        |
| 25031620 | 1               | 1-1/4            | ---        |
| 25032016 | 1-1/4           | 1                | ---        |
| 25032020 | 1-1/4           | 1-1/4            | ---        |
| 25032424 | 1-1/2           | 1-1/2            | ---        |
| 25033232 | 2               | 2                | ---        |

2503 2023R VTX 1206R C5355 823

### JIC UNION 45° ELBOW



| PART # | JIC THREAD SIZE 1 | MALE PIPE SIZE 2 | LIST PRICE |
|--------|-------------------|------------------|------------|
| 25044  | 1/4               | 1/4              | ---        |
| 25046  | 3/8               | 3/8              | ---        |
| 25048  | 1/2               | 1/2              | ---        |

### JIC MALE BRANCH TEE



| PART #   | JIC TUBE SIZE 1&2 | PIPE TUBE SIZE 3 | LIST PRICE |
|----------|-------------------|------------------|------------|
| 260132   | 1/8               | 1/8              | ---        |
| 260142   | 1/4               | 1/8              | ---        |
| 260144   | 1/4               | 1/4              | ---        |
| 260166   | 3/8               | 3/8              | ---        |
| 260186   | 1/2               | 3/8              | ---        |
| 260188   | 1/2               | 1/2              | ---        |
| 26011212 | 3/4               | 3/4              | ---        |

2601 2030R STX 1221R C5605

### JIC FEMALE BRANCH TEE



SAE 070427  
MS 51513

| PART # | JIC THREAD SIZE 1 & 2 | FEMALE PIPE SIZE 3 | LIST PRICE |
|--------|-----------------------|--------------------|------------|
| 260244 | 1/4                   | 1/4                | ---        |
| 260266 | 3/8                   | 3/8                | ---        |
| 260288 | 1/2                   | 1/2                | ---        |

2602 2031R OTX 1228R C6566

### JIC UNION TEE

SAE 070401  
MS 51510



| PART #   | JIC TUBE SIZE 1 & 2 | JIC TUBE SIZE 3 | LIST PRICE |
|----------|---------------------|-----------------|------------|
| 260322   | 1/8                 | 1/8             | ---        |
| 260333   | 3/16                | 3/16            | ---        |
| 260344   | 1/4                 | 1/4             | ---        |
| 260366   | 3/8                 | 3/8             | ---        |
| 260388   | 1/2                 | 1/2             | ---        |
| 26031010 | 5/8                 | 5/8             | ---        |
| 26031212 | 3/4                 | 3/4             | ---        |
| 26031616 | 1                   | 1               | ---        |

2603 2033 JTX 1220 C5705

# STEEL BULKHEAD FITTINGS

## HYDRAULIC ADAPTERS

### LOCK NUT

SAE 070118  
MS 51860



\* Lock Nut no longer included on fittings

| PART # | TUBE SIZE | LIST PRICE |
|--------|-----------|------------|
| 03062  | 1/8       | ---        |
| 03064  | 1/4       | ---        |
| 03065  | 5/16      | ---        |
| 03066  | 3/8       | ---        |
| 03068  | 1/2       | ---        |
| 030610 | 5/8       | ---        |
| 030612 | 3/4       | ---        |
| 030614 | 7/8       | ---        |
| 030616 | 1         | ---        |
| 030620 | 1-1/4     | ---        |

1306 894 210212 WLN 1332 C5624

### JIC BULKHEAD UNION

SAE 070601  
MS 51520



| PART # | JIC TUBE SIZE 1 | JIC TUBE SIZE 2 | LIST PRICE |
|--------|-----------------|-----------------|------------|
| 27002  | 1/8             | 1/8             | ---        |
| 27004  | 1/4             | 1/4             | ---        |
| 27005  | 5/16            | 5/16            | ---        |
| 27006  | 3/8             | 3/8             | ---        |
| 27008  | 1/2             | 1/2             | ---        |
| 270010 | 5/8             | 5/8             | ---        |
| 270012 | 3/4             | 3/4             | ---        |
| 270014 | 7/8             | 7/8             | ---        |
| 270016 | 1               | 1               | ---        |
| 270024 | 1-1/2           | 1-1/2           | ---        |
| 270032 | 2               | 2               | ---        |

2700 2041R WTX 1260 C5325

### JIC BULKHEAD UNION ELBOW

SAE 070701  
MS 51507



| PART # | JIC TUBE SIZE 1 | JIC BULKHEAD TUBE 2 | LIST PRICE |
|--------|-----------------|---------------------|------------|
| 27014  | 1/4             | 1/4                 | ---        |
| 27015  | 5/16            | 5/16                | ---        |
| 27016  | 3/8             | 3/8                 | ---        |
| 27018  | 1/2             | 1/2                 | ---        |
| 270110 | 5/8             | 5/8                 | ---        |
| 270112 | 3/4             | 3/4                 | ---        |
| 270116 | 1               | 1                   | ---        |
| 270120 | 1-1/4           | 1-1/4               | ---        |
| 270124 | 1-1/2           | 1-1/2               | ---        |

2701 2043R WETX 1262 C5525

### JIC BULKHEAD UNION 45° ELBOW

SAE 070801  
MS 51509



| PART # | JIC TUBE SIZE 1 | JIC TUBE SIZE 2 | LIST PRICE |
|--------|-----------------|-----------------|------------|
| 27024  | 1/4             | 1/4             | ---        |
| 27026  | 3/8             | 3/8             | ---        |
| 27028  | 1/2             | 1/2             | ---        |
| 270210 | 5/8             | 5/8             | ---        |
| 270212 | 3/4             | 3/4             | ---        |
| 270216 | 1               | 1               | ---        |
| 270220 | 1-1/4           | 1-1/4           | ---        |

2702 2042 WNTX 1261 C5375

**WARNING:** This product can expose you to chemicals, including Cobalt, which are known to the State of California to cause cancer. For more information, visit [www.P65Warnings.ca.gov](http://www.P65Warnings.ca.gov)

# STEEL BULKHEAD FITTINGS

## HYDRAULIC ADAPTERS

### JIC BULKHEAD BRANCH TEE




SAE 070959  
MS 51515

| PART # | JIC TUBE SIZE 1&2 | JIC TUBE SIZE 3 | LIST PRICE |
|--------|-------------------|-----------------|------------|
| 27034  | 1/4               | 1/4             | ---        |
| 27036  | 3/8               | 3/8             | ---        |
| 27038  | 1/2               | 1/2             | ---        |
| 270310 | 5/8               | 5/8             | ---        |
| 270312 | 3/4               | 3/4             | ---        |
| 270316 | 1                 | 1               | ---        |

2703 203002 WJT 1283 C5725

### JIC BULKHEAD RUN TEE



SAE 070958  
MS 51516

| PART # | JIC TUBE SIZE 1&3 | JIC TUBE SIZE 2 | LIST PRICE |
|--------|-------------------|-----------------|------------|
| 27044  | 1/4               | 1/4             | ---        |
| 27046  | 3/8               | 3/8             | ---        |
| 27048  | 1/2               | 1/2             | ---        |
| 270410 | 5/8               | 5/8             | ---        |
| 270412 | 3/4               | 3/4             | ---        |
| 270416 | 1                 | 1               | ---        |

2704 203008 WJTT 1284 C5726

### JIC TO FEMALE PIPE BULKHEAD



| PART #   | JIC TUBE SIZE 1 | FEMALE PIPE SIZE 2 | LIST PRICE |
|----------|-----------------|--------------------|------------|
| 270544   | 1/4             | 1/4                | ---        |
| 270566   | 3/8             | 3/8                | ---        |
| 270568   | 3/8             | 1/2                | ---        |
| 270588   | 1/2             | 1/2                | ---        |
| 27051212 | 3/4             | 3/4                | ---        |
| 27051616 | 3/4             | 1                  | ---        |
| 27052020 | 1-1/4           | 1-1/4              | ---        |

2705 2239 WGTX C5275

### JIC TO MALE PIPE BULKHEAD



| PART #   | JIC TUBE SIZE 1 | PIPE SIZE 2 | LIST PRICE |
|----------|-----------------|-------------|------------|
| 270644   | 1/4             | 1/4         | ---        |
| 270666   | 3/8             | 3/8         | ---        |
| 270688   | 1/2             | 1/2         | ---        |
| 27061212 | 3/4             | 3/4         | ---        |
| 27061616 | 1               | 1           | ---        |
| 27062020 | 1-1/4           | 1-1/4       | ---        |
| 27062424 | 1-1/2           | 1-1/2       | ---        |

2706 2240

**WARNING:** This product can expose you to chemicals, including Cobalt, which are known to the State of California to cause cancer. For more information, visit [www.P65Warnings.ca.gov](http://www.P65Warnings.ca.gov)

# STEEL PIPE FITTINGS

## HYDRAULIC ADAPTERS

### PIPE COUPLING

SAE 140138



| PART #   | FEMALE PIPE 1 | FEMALE PIPE 2 | LIST PRICE |
|----------|---------------|---------------|------------|
| 50002    | 1/8           | 1/8           | ---        |
| 500042   | 1/4           | 1/8           | ---        |
| 50004    | 1/4           | 1/4           | ---        |
| 500064   | 3/8           | 1/4           | ---        |
| 500066   | 3/8           | 3/8           | ---        |
| 500084   | 1/2           | 1/4           | ---        |
| 500086   | 1/2           | 3/8           | ---        |
| 50008    | 1/2           | 1/2           | ---        |
| 5000126  | 3/4           | 3/8           | ---        |
| 5000128  | 3/4           | 1/2           | ---        |
| 50001212 | 3/4           | 3/4           | ---        |
| 5000168  | 1             | 1/2           | ---        |
| 50001612 | 1             | 3/4           | ---        |
| 500016   | 1             | 1             | ---        |
| 50002016 | 1-1/4         | 1             | ---        |
| 50002020 | 1-1/4         | 1-1/4         | ---        |
| 500024   | 1-1/2         | 1-1/2         | ---        |
| 500032   | 2             | 2             | ---        |

### HEX PIPE NIPPLES

SAE 140137



910 5000 2096 GG 1273 C3309

| PART #   | MALE PIPE 1 | MALE PIPE 2 | LIST PRICE |
|----------|-------------|-------------|------------|
| 540422   | 1/8         | 1/8         | ---        |
| 540442   | 1/4         | 1/8         | ---        |
| 540444   | 1/4         | 1/4         | ---        |
| 540462   | 3/8         | 1/8         | ---        |
| 540464   | 3/8         | 1/4         | ---        |
| 540466   | 3/8         | 3/8         | ---        |
| 540484   | 1/2         | 1/4         | ---        |
| 540486   | 1/2         | 3/8         | ---        |
| 540488   | 1/2         | 1/2         | ---        |
| 5404126  | 3/4         | 3/8         | ---        |
| 5404128  | 3/4         | 1/2         | ---        |
| 54041212 | 3/4         | 3/4         | ---        |
| 5404166  | 1           | 3/8         | ---        |
| 5404168  | 1           | 1/2         | ---        |
| 54041612 | 1           | 3/4         | ---        |
| 54041616 | 1           | 1           | ---        |
| 54042012 | 1-1/4       | 3/4         | ---        |
| 54042016 | 1-1/4       | 1           | ---        |
| 540420   | 1-1/4       | 1-1/4       | ---        |
| 54042412 | 1-1/2       | 3/4         | ---        |
| 54042416 | 1-1/2       | 1           | ---        |
| 54042420 | 1-1/2       | 1-1/4       | ---        |
| 54042424 | 1-1/2       | 1-1/2       | ---        |
| 54043224 | 2           | 1-1/2       | ---        |
| 54043232 | 2           | 2           | ---        |

5404 2083 FF 1252 C3069 911

### EXPANDING PIPE ADAPTER

SAE 140139



| PART #   | MALE PIPE 1 | FEMALE PIPE 2 | LIST PRICE |
|----------|-------------|---------------|------------|
| 540522   | 1/8         | 1/8           | ---        |
| 540524   | 1/8         | 1/4           | ---        |
| 540542   | 1/4         | 1/8           | ---        |
| 540544   | 1/4         | 1/4           | ---        |
| 540546   | 1/4         | 3/8           | ---        |
| 540548   | 1/4         | 1/2           | ---        |
| 540564   | 3/8         | 1/4           | ---        |
| 540566   | 3/8         | 3/8           | ---        |
| 540568   | 3/8         | 1/2           | ---        |
| 5405612  | 3/8         | 3/4           | ---        |
| 540588   | 1/2         | 1/2           | ---        |
| 5405812  | 1/2         | 3/4           | ---        |
| 5405816  | 1/2         | 1             | ---        |
| 5405128  | 3/4         | 1/2           | ---        |
| 54051212 | 3/4         | 3/4           | ---        |
| 54051216 | 3/4         | 1             | ---        |
| 54051220 | 3/4         | 1-1/4         | ---        |
| 54051616 | 1           | 1             | ---        |
| 54051620 | 1           | 1-1/4         | ---        |
| 54051624 | 1           | 1-1/2         | ---        |
| 54052020 | 1-1/4       | 1-1/4         | ---        |
| 54052024 | 1-1/4       | 1-1/2         | ---        |
| 54052424 | 1-1/2       | 1-1/2         | ---        |

920 5405 2040 FG-(R) 1274 C3209(R)

**WARNING:** This product can expose you to chemicals, including Cobalt, which are known to the State of California to cause cancer. For more information, visit [www.P65Warnings.ca.gov](http://www.P65Warnings.ca.gov)

**STEEL PIPE FITTINGS**

## HYDRAULIC ADAPTERS

**HEX REDUCER BUSHING**SAEF1  
140140

| PART #   | MALE PIPE | FEMALE PIPE | LIST PRICE |
|----------|-----------|-------------|------------|
| 540642   | 1/4       | 1/8         | ---        |
| 540662   | 3/8       | 1/8         | ---        |
| 540664   | 3/8       | 1/4         | ---        |
| 540682   | 1/2       | 1/8         | ---        |
| 540684   | 1/2       | 1/4         | ---        |
| 540686   | 1/2       | 3/8         | ---        |
| 5406122  | 3/4       | 1/8         | ---        |
| 5406124  | 3/4       | 1/4         | ---        |
| 5406126  | 3/4       | 3/8         | ---        |
| 5406128  | 3/4       | 1/2         | ---        |
| 5406164  | 1         | 1/4         | ---        |
| 5406166  | 1         | 3/8         | ---        |
| 5406168  | 1         | 1/2         | ---        |
| 54061612 | 1         | 3/4         | ---        |
| 5406204  | 1-1/4     | 1/4         | ---        |
| 5406206  | 1-1/4     | 3/8         | ---        |
| 5406208  | 1-1/4     | 1/2         | ---        |
| 54062012 | 1-1/4     | 3/4         | ---        |
| 54062016 | 1-1/4     | 1           | ---        |
| 5406248  | 1-1/2     | 1/2         | ---        |
| 54062412 | 1-1/2     | 3/4         | ---        |
| 54062416 | 1-1/2     | 1           | ---        |
| 54062420 | 1-1/2     | 1-1/4       | ---        |
| 5406328  | 2         | 1/2         | ---        |
| 54063212 | 2         | 3/4         | ---        |
| 54063216 | 2         | 1           | ---        |
| 54063220 | 2         | 1-1/4       | ---        |
| 54063224 | 2         | 1-1/2       | ---        |

**HEX HEAD PLUG**

SAE 130109E



| PART #  | MALE PIPE | LIST PRICE |
|---------|-----------|------------|
| 5406P2  | 1/8       | ---        |
| 5406P4  | 1/4       | ---        |
| 5406P6  | 3/8       | ---        |
| 5406P8  | 1/2       | ---        |
| 5406P12 | 3/4       | ---        |
| 5406P16 | 1         | ---        |
| 5406P20 | 1-1/4     | ---        |
| 5406P24 | 1-1/2     | ---        |
| 5406P32 | 2         | ---        |

933 5406P 2082 HP 1251 C3159

# STEEL PIPE FITTINGS

## HYDRAULIC ADAPTERS

### HOLLOW HEX PLUG

SAE 130109



| PART #    | MALE PIPE | LIST PRICE |
|-----------|-----------|------------|
| 5406HHP2  | 1/8       | ---        |
| 5406HHP4  | 1/4       | ---        |
| 5406HHP6  | 3/8       | ---        |
| 5406HHP8  | 1/2       | ---        |
| 5406HHP12 | 3/4       | ---        |
| 5406HHP16 | 1         | ---        |
| 5406HHP20 | 1-1/4     | ---        |
| 5406HHP24 | 1-1/2     | ---        |
| 5406HHP32 | 2         | ---        |

C3169 2222

### FLUSH HOLLOW HEX PLUG W/ 7/8 TAPER



| PART #    | MALE PIPE | LIST PRICE |
|-----------|-----------|------------|
| 5406FLP2  | 1/8       | ---        |
| 5406FLP4  | 1/4       | ---        |
| 5406FLP6  | 3/8       | ---        |
| 5406FLP8  | 1/2       | ---        |
| 5406FLP12 | 3/4       | ---        |

### SQUARE HEAD PLUG

SAE 130109A



| PART #    | MALE PIPE | LIST PRICE |
|-----------|-----------|------------|
| 5406SHP2  | 1/8       | ---        |
| 5406SHP4  | 1/4       | ---        |
| 5406SHP6  | 3/8       | ---        |
| 5406SHP8  | 1/2       | ---        |
| 5406SHP12 | 3/4       | ---        |
| 5406SHP16 | 1         | ---        |
| 5406SHP20 | 1-1/4     | ---        |
| 5406SHP24 | 1-1/2     | ---        |
| 5406SHP32 | 2         | ---        |

C3179

### PIPE CAP



| PART #  | FEMALE PIPE | LIST PRICE |
|---------|-------------|------------|
| 5406C2  | 1/8         | ---        |
| 5406C4  | 1/4         | ---        |
| 5406C6  | 3/8         | ---        |
| 5406C8  | 1/2         | ---        |
| 5406C12 | 3/4         | ---        |
| 5406C16 | 1           | ---        |

HPC

### MALE ELBOW

SAE 140237



| PART #   | MALE PIPE 1 | MALE PIPE 2 | LIST PRICE |
|----------|-------------|-------------|------------|
| 55002    | 1/8         | 1/8         | ---        |
| 550042   | 1/4         | 1/8         | ---        |
| 55004    | 1/4         | 1/4         | ---        |
| 550064   | 3/8         | 1/4         | ---        |
| 55006    | 3/8         | 3/8         | ---        |
| 550084   | 1/2         | 1/4         | ---        |
| 550086   | 1/2         | 3/8         | ---        |
| 550088   | 1/2         | 1/2         | ---        |
| 5500128  | 3/4         | 1/2         | ---        |
| 55001212 | 3/4         | 3/4         | ---        |
| 55001612 | 1           | 3/4         | ---        |
| 550016   | 1           | 1           | ---        |
| 55001612 | 1           | 3/4         | ---        |
| 55002016 | 1-1/4       | 1           | ---        |
| 55002020 | 1-1/4       | 1-1/4       | ---        |
| 550024   | 1-1/2       | 1-1/2       | ---        |
| 550032   | 2           | 2           | ---        |

919 5500 2085 CR 1275 C3529

# STEEL PIPE FITTINGS

## HYDRAULIC ADAPTERS

### 45° MALE ELBOW



| PART #   | MALE PIPE 1 | MALE PIPE 2 | LIST PRICE |
|----------|-------------|-------------|------------|
| 550122   | 1/8         | 1/8         | ---        |
| 550144   | 1/4         | 1/4         | ---        |
| 550166   | 3/8         | 3/8         | ---        |
| 55018    | 1/2         | 1/2         | ---        |
| 55011212 | 3/4         | 3/4         | ---        |
| 55011616 | 1           | 1           | ---        |

5501 2247

### 90° STREET ELBOW

SAE 140239



| PART #   | MALE PIPE 1 | FEMALE PIPE 2 | LIST PRICE |
|----------|-------------|---------------|------------|
| 55022    | 1/8         | 1/8           | ---        |
| 55024    | 1/4         | 1/4           | ---        |
| 550242   | 1/4         | 1/8           | ---        |
| 550246   | 1/4         | 3/8           | ---        |
| 550248   | 1/4         | 1/2           | ---        |
| 550264   | 3/8         | 1/4           | ---        |
| 55026    | 3/8         | 3/8           | ---        |
| 550268   | 3/8         | 1/2           | ---        |
| 550284   | 1/2         | 1/4           | ---        |
| 550286   | 1/2         | 3/8           | ---        |
| 550288   | 1/2         | 1/2           | ---        |
| 5502812  | 1/2         | 3/4           | ---        |
| 5502128  | 3/4         | 1/2           | ---        |
| 55021216 | 3/4         | 1             | ---        |
| 55021612 | 1           | 3/4           | ---        |
| 55021616 | 1           | 1             | ---        |
| 55021620 | 1           | 1-1/4         | ---        |
| 55022020 | 1-1/4       | 1-1/4         | ---        |
| 55022424 | 1-1/2       | 1-1/2         | ---        |
| 55023232 | 2           | 2             | ---        |

5502 2089 CD 1234R C3409 914

### 45° STREET ELBOW



SAE 140339

| PART # | MALE PIPE 1 | FEMALE PIPE 2 | LIST PRICE |
|--------|-------------|---------------|------------|
| 55032  | 1/8         | 1/8           | ---        |
| 55034  | 1/4         | 1/4           | ---        |
| 55036  | 3/8         | 3/8           | ---        |
| 55038  | 1/2         | 1/2           | ---        |
| 550312 | 3/4         | 3/4           | ---        |
| 550316 | 1           | 1             | ---        |
| 550320 | 1-1/4       | 1-1/4         | ---        |
| 550324 | 1-1/2       | 1-1/2         | ---        |
| 550332 | 2           | 2             | ---        |

5503 CD45 1244

**WARNING:** This product can expose you to chemicals, including Cobalt, which are known to the State of California to cause cancer. For more information, visit [www.P65Warnings.ca.gov](http://www.P65Warnings.ca.gov)



# STEEL PIPE FITTINGS

## HYDRAULIC ADAPTERS

### FEMALE ELBOW

SAE 140238



| PART #   | FEMALE PIPE 1 | FEMALE PIPE 2 | LIST PRICE |
|----------|---------------|---------------|------------|
| 55042    | 1/8           | 1/8           | ---        |
| 550442   | 1/4           | 1/8           | ---        |
| 55044    | 1/4           | 1/4           | ---        |
| 55046    | 3/8           | 3/8           | ---        |
| 550464   | 3/8           | 1/4           | ---        |
| 550484   | 1/2           | 1/4           | ---        |
| 550486   | 1/2           | 3/8           | ---        |
| 55048    | 1/2           | 1/2           | ---        |
| 5504128  | 3/4           | 1/2           | ---        |
| 550412   | 3/4           | 3/4           | ---        |
| 55041612 | 1             | 3/4           | ---        |
| 550416   | 1             | 1             | ---        |
| 550420   | 1-1/4         | 1-1/4         | ---        |
| 550424   | 1-1/2         | 1-1/2         | ---        |

5504 2087 DD 1245 C3509 916

### 45° FEMALE ELBOW

SAE 140338



| PART # | FEMALE PIPE 1 | FEMALE PIPE 2 | LIST PRICE |
|--------|---------------|---------------|------------|
| 55052  | 1/8           | 1/8           | ---        |
| 55054  | 1/4           | 1/4           | ---        |
| 55056  | 3/8           | 3/8           | ---        |
| 55058  | 1/2           | 1/2           | ---        |
| 550512 | 3/4           | 3/4           | ---        |
| 550516 | 1             | 1             | ---        |
| 550520 | 1-1/4         | 1-1/4         | ---        |

5505 DD45 1241 C3559

### MALE PIPE TEE

SAE 140437



| PART # | MALE PIPE 1 & 2 | MALE PIPE 3 | LIST PRICE |
|--------|-----------------|-------------|------------|
| 560022 | 1/8             | 1/8         | ---        |
| 560044 | 1/4             | 1/4         | ---        |
| 560066 | 3/8             | 3/8         | ---        |
| 560088 | 1/2             | 1/2         | ---        |
| 560012 | 3/4             | 3/4         | ---        |
| 560016 | 1               | 1           | ---        |
| 560020 | 1-1/4           | 1-1/4       | ---        |

5600 2257 RRS

### FEMALE BRANCH PIPE TEE

SAE 140427



| PART # | MALE PIPE 1 & 2 | FEMALE PIPE 3 | LIST PRICE |
|--------|-----------------|---------------|------------|
| 560122 | 1/8             | 1/8           | ---        |
| 560144 | 1/4             | 1/4           | ---        |
| 560166 | 3/8             | 3/8           | ---        |
| 560112 | 3/4             | 3/4           | ---        |
| 560116 | 1               | 1             | ---        |

901 5601 2256

### STREET PIPE TEE

SAE 140424



| PART # | MALE PIPE 1 | FEMALE PIPE 2 & 3 | LIST PRICE |
|--------|-------------|-------------------|------------|
| 560222 | 1/8         | 1/8               | ---        |
| 560244 | 1/4         | 1/4               | ---        |
| 560266 | 3/8         | 3/8               | ---        |
| 560288 | 1/2         | 1/2               | ---        |
| 560212 | 3/4         | 3/4               | ---        |
| 560216 | 1           | 1                 | ---        |

902 5602 2092 MRO 1276 C3759

**WARNING:** This product can expose you to chemicals, including Cobalt, which are known to the State of California to cause cancer. For more information, visit [www.P65Warnings.ca.gov](http://www.P65Warnings.ca.gov)

# STEEL PIPE FITTINGS

## HYDRAULIC ADAPTERS

### FEMALE RUN PIPE TEE

SAE 1404276



| PART # | MALE PIPE 1 & 3 | FEMALE PIPE 2 | LIST PRICE |
|--------|-----------------|---------------|------------|
| 560322 | 1/8             | 1/8           | ---        |
| 560344 | 1/4             | 1/4           | ---        |
| 560366 | 3/8             | 3/8           | ---        |
| 560388 | 1/2             | 1/2           | ---        |
| 560312 | 3/4             | 3/4           | ---        |
| 560316 | 1               | 1             | ---        |

5603 2093 MMO 1277

### MALE BRANCH PIPE TEE



| PART # | FEMALE PIPE 1 & 2 | MALE PIPE 3 | LIST PRICE |
|--------|-------------------|-------------|------------|
| 560422 | 1/8               | 1/8         | ---        |
| 560444 | 1/4               | 1/4         | ---        |
| 560466 | 3/8               | 3/8         | ---        |
| 560488 | 1/2               | 1/2         | ---        |
| 560412 | 3/4               | 3/4         | ---        |
| 560416 | 1                 | 1           | ---        |

904 5604 2091 MMS 1278 C3609

### FEMALE PIPE TEE

SAE 140438



| PART # | FEMALE PIPE | LIST PRICE |
|--------|-------------|------------|
| 560522 | 1/8         | ---        |
| 560544 | 1/4         | ---        |
| 560566 | 3/8         | ---        |
| 56058  | 1/2         | ---        |
| 560512 | 3/4         | ---        |
| 560516 | 1           | ---        |
| 560520 | 1-1/4       | ---        |

917 5605 2090 1225 C3709

### CROSS



| PART # | FEMALE PIPE SIZE | LIST PRICE |
|--------|------------------|------------|
| 56526  | 3/8              | ---        |
| 56528  | 1/2              | ---        |

**WARNING:** This product can expose you to chemicals, including Cobalt, which are known to the State of California to cause cancer. For more information, visit [www.P65Warnings.ca.gov](http://www.P65Warnings.ca.gov)

# STEEL O-RING ADAPTERS

## HYDRAULIC ADAPTERS

### JIC TO O-RING CONNECTOR

SAE 070120  
MS 51525



| PART #   | JIC TUBE SIZE 1 | O-RING TUBE 2 | LIST PRICE |
|----------|-----------------|---------------|------------|
| 640022   | 1/8             | 1/8           | ---        |
| 640033   | 3/16            | 3/16          | ---        |
| 640042   | 1/4             | 1/8           | ---        |
| 640044   | 1/4             | 1/4           | ---        |
| 640046   | 1/4             | 3/8           | ---        |
| 640048   | 1/4             | 1/2           | ---        |
| 640054   | 5/16            | 1/4           | ---        |
| 640055   | 5/16            | 5/16          | ---        |
| 640056   | 5/16            | 3/8           | ---        |
| 640064   | 3/8             | 1/4           | ---        |
| 640065   | 3/8             | 5/16          | ---        |
| 640066   | 3/8             | 3/8           | ---        |
| 640068   | 3/8             | 1/2           | ---        |
| 6400610  | 3/8             | 5/8           | ---        |
| 6400612  | 3/8             | 3/4           | ---        |
| 6400616  | 3/8             | 1             | ---        |
| 640084   | 1/2             | 1/4           | ---        |
| 640086   | 1/2             | 3/8           | ---        |
| 640088   | 1/2             | 1/2           | ---        |
| 6400810  | 1/2             | 5/8           | ---        |
| 6400812  | 1/2             | 3/4           | ---        |
| 6400816  | 1/2             | 1             | ---        |
| 6400106  | 5/8             | 3/8           | ---        |
| 6400108  | 5/8             | 1/2           | ---        |
| 64001010 | 5/8             | 5/8           | ---        |
| 64001012 | 5/8             | 3/4           | ---        |
| 64001016 | 5/8             | 1             | ---        |
| 6400126  | 3/4             | 3/8           | ---        |
| 6400128  | 3/4             | 1/2           | ---        |
| 64001210 | 3/4             | 5/8           | ---        |
| 64001212 | 3/4             | 3/4           | ---        |
| 64001214 | 3/4             | 7/8           | ---        |
| 64001216 | 3/4             | 1             | ---        |
| 6400168  | 1               | 1/2           | ---        |
| 64001610 | 1               | 5/8           | ---        |
| 64001612 | 1               | 3/4           | ---        |
| 64001614 | 1               | 7/8           | ---        |
| 64001616 | 1               | 1             | ---        |
| 64001620 | 1               | 1-1/4         | ---        |
| 64001624 | 1               | 1-1/2         | ---        |
| 64002012 | 1-1/4           | 3/4           | ---        |
| 64002016 | 1-1/4           | 1             | ---        |
| 64002020 | 1-1/4           | 1-1/4         | ---        |
| 64002024 | 1-1/2           | 1-1/2         | ---        |
| 64002420 | 1-1/2           | 1-1/4         | ---        |
| 64002424 | 1-1/2           | 1-1/2         | ---        |
| 64002432 | 1-1/2           | 2             | ---        |
| 64003224 | 2               | 1-1/2         | ---        |
| 64003232 | 2               | 2             | ---        |

6400 202702R F50X 1231 C5315

### O-RING TO PIPE ADAPTER



| PART #   | O-RING TUBE 1 | MALE PIPE THREAD 2 | LIST PRICE |
|----------|---------------|--------------------|------------|
| 640142   | 1/4           | 1/8                | ---        |
| 640144   | 1/4           | 1/4                | ---        |
| 640164   | 3/8           | 1/4                | ---        |
| 640166   | 3/8           | 3/8                | ---        |
| 640168   | 3/8           | 1/2                | ---        |
| 640184   | 1/2           | 1/4                | ---        |
| 640186   | 1/2           | 3/8                | ---        |
| 640188   | 1/2           | 1/2                | ---        |
| 6401812  | 1/2           | 3/4                | ---        |
| 6401106  | 5/8           | 3/8                | ---        |
| 6401108  | 5/8           | 1/2                | ---        |
| 6401126  | 3/4           | 3/8                | ---        |
| 6401128  | 3/4           | 1/2                | ---        |
| 64011212 | 3/4           | 3/4                | ---        |
| 64011612 | 1             | 3/4                | ---        |
| 64011616 | 1             | 1                  | ---        |
| 64012016 | 1-1/4         | 1                  | ---        |
| 64012020 | 1-1/4         | 1-1/4              | ---        |
| 64012424 | 1-1/2         | 1-1/2              | ---        |
| 64013232 | 2             | 2                  | ---        |

6401 F5X 1264R C3249

### O-RING TO 37° JIC - SWIVEL ADAPTER



| PART #    | O-RING TUBE 1 | JIC TUBE SIZE 2 | LIST PRICE |
|-----------|---------------|-----------------|------------|
| 6402044   | 1/4           | 1/4             | ---        |
| 6402046   | 1/4           | 3/8             | ---        |
| 6402066   | 3/8           | 3/8             | ---        |
| 6402068   | 3/8           | 1/2             | ---        |
| 6402086   | 1/2           | 3/8             | ---        |
| 6402088   | 1/2           | 1/2             | ---        |
| 64020810  | 1/2           | 5/8             | ---        |
| 64020108  | 5/8           | 1/2             | ---        |
| 640201010 | 5/8           | 5/8             | ---        |
| 640201212 | 3/4           | 3/4             | ---        |
| 640201616 | 1             | 1               | ---        |
| 640202020 | 1-1/4         | 1-1/4           | ---        |

6402 2266 F65X 1213 9316

WARNING: This product can expose you to chemicals, including Cobalt, which are known to the State of California to cause cancer. For more information, visit [www.P65Warnings.ca.gov](http://www.P65Warnings.ca.gov)

# STEEL O-RING ADAPTERS

## HYDRAULIC ADAPTERS

### O-RING HEX NIPPLE UNION



| PART #  | O-RING TUBE 1 | O-RING TUBE 2 | LIST PRICE |
|---------|---------------|---------------|------------|
| 640304  | 1/4           | 1/4           | ---        |
| 640306  | 3/8           | 3/8           | ---        |
| 640308  | 1/2           | 1/2           | ---        |
| 6403012 | 3/4           | 3/4           | ---        |
| 6403016 | 1             | 1             | ---        |

### FEMALE O-RING TO MALE PIPE ADAPTER



| PART #   | O-RING TUBE 1 | MALE PIPE THREAD 2 | LIST PRICE |
|----------|---------------|--------------------|------------|
| 640442   | 1/4           | 1/8                | ---        |
| 640444   | 1/4           | 1/4                | ---        |
| 640464   | 3/8           | 1/4                | ---        |
| 640466   | 3/8           | 3/8                | ---        |
| 640468   | 3/8           | 1/2                | ---        |
| 640486   | 1/2           | 3/8                | ---        |
| 640488   | 1/2           | 1/2                | ---        |
| 6404108  | 5/8           | 1/2                | ---        |
| 64041212 | 3/4           | 3/4                | ---        |
| 64041616 | 1             | 1                  | ---        |
| 64042020 | 1-1/4         | 1-1/4              | ---        |

6404 2246R 1267R C3239 FHG5

| TUBE O.D. | THREAD SIZE |
|-----------|-------------|
| 1/8       | 5/16-24     |
| 3/16      | 3/8-24      |
| 1/4       | 7/16-20     |
| 5/16      | 1/2-20      |
| 3/8       | 9/16-18     |
| 1/2       | 3/4-16      |
| 5/8       | 7/8-14      |
| 3/4       | 1-1/16-12   |
| 7/8       | 1-3/16-12   |
| 1         | 1-5/16-12   |
| 1-1/4     | 1-5/8-12    |
| 1-1/2     | 1-7/8-12    |
| 2         | 2-1/2-12    |

### O-RING TO FEMALE PIPE ADAPTER



| PART #    | O-RING TUBE 1 | FEMALE PIPE THREAD 2 | LIST PRICE |
|-----------|---------------|----------------------|------------|
| 6405022   | 1/8           | 1/8                  | ---        |
| 6405032   | 3/16          | 1/8                  | ---        |
| 6405034   | 3/16          | 1/4                  | ---        |
| 6405042   | 1/4           | 1/8                  | ---        |
| 6405044   | 1/4           | 1/4                  | ---        |
| 6405046   | 1/4           | 3/8                  | ---        |
| 6405052   | 5/16          | 1/8                  | ---        |
| 6405054   | 5/16          | 1/4                  | ---        |
| 6405062   | 3/8           | 1/8                  | ---        |
| 6405064   | 3/8           | 1/4                  | ---        |
| 6405066   | 3/8           | 3/8                  | ---        |
| 6405068   | 3/8           | 1/2                  | ---        |
| 6405084   | 1/2           | 1/4                  | ---        |
| 6405086   | 1/2           | 3/8                  | ---        |
| 6405088   | 1/2           | 1/2                  | ---        |
| 64050812  | 1/2           | 3/4                  | ---        |
| 64050104  | 5/8           | 1/4                  | ---        |
| 64050106  | 5/8           | 3/8                  | ---        |
| 64050108  | 5/8           | 1/2                  | ---        |
| 640501012 | 5/8           | 3/4                  | ---        |
| 64050126  | 3/4           | 3/8                  | ---        |
| 64050128  | 3/4           | 1/2                  | ---        |
| 640501212 | 3/4           | 3/4                  | ---        |
| 640501216 | 3/4           | 1                    | ---        |
| 64050168  | 1             | 1/2                  | ---        |
| 640501612 | 1             | 3/4                  | ---        |
| 640501616 | 1             | 1                    | ---        |
| 640501620 | 1             | 1-1/4                | ---        |
| 640502012 | 1-1/4         | 3/4                  | ---        |
| 640502016 | 1-1/4         | 1                    | ---        |
| 640502020 | 1-1/4         | 1-1/4                | ---        |
| 640502416 | 1-1/2         | 1                    | ---        |
| 640502420 | 1-1/2         | 1-1/4                | ---        |
| 640502424 | 1-1/2         | 1-1/2                | ---        |
| 640503224 | 2             | 1-1/2                | ---        |
| 640503232 | 2             | 2                    | ---        |

6405 2216R F50G 1268R C3269

# STEEL O-RING ADAPTERS

## HYDRAULIC ADAPTERS

### O-RING HEX HEAD PLUG

SAE 090109A



*\* Not all sizes are solid*

| PART #  | O-RING THREAD | LIST PRICE |
|---------|---------------|------------|
| 6408O2  | 1/8           | ---        |
| 6408O3  | 3/16          | ---        |
| 6408O4  | 1/4           | ---        |
| 6408O5  | 5/16          | ---        |
| 6408O6  | 3/8           | ---        |
| 6408O8  | 1/2           | ---        |
| 6408O10 | 5/8           | ---        |
| 6408O12 | 3/4           | ---        |
| 6408O14 | 7/8           | ---        |
| 6408O16 | 1             | ---        |
| 6408O20 | 1-1/4         | ---        |
| 6408O24 | 1-1/2         | ---        |
| 6408O32 | 2             | ---        |

6408 900598 P50N 1265 7237

### O-RING HOLLOW - HEX HEAD PLUG

SAE 090109B



| PART #   | O-RING TUBE | LIST PRICE |
|----------|-------------|------------|
| 6408HO2  | 1/8         | ---        |
| 6408HO3  | 3/16        | ---        |
| 6408HO4  | 1/4         | ---        |
| 6408HO5  | 5/16        | ---        |
| 6408HO6  | 3/8         | ---        |
| 6408HO8  | 1/2         | ---        |
| 6408HO10 | 5/8         | ---        |
| 6408HO12 | 3/4         | ---        |
| 6408HO14 | 7/8         | ---        |
| 6408HO16 | 1           | ---        |
| 6408HO20 | 1-1/4       | ---        |
| 6408HO24 | 1-1/2       | ---        |

6408HHP FF2138 HP50N 1256 7238 6409

### O-RING PORT REDUCER/EXPANDER

1



2

| PART #    | O-RING TUBE 1 | O-RING TUBE 2 | LIST PRICE |
|-----------|---------------|---------------|------------|
| 6410O46   | 1/4           | 3/8           | ---        |
| 6410O64   | 3/8           | 1/4           | ---        |
| 6410O68   | 3/8           | 1/2           | ---        |
| 6410O84   | 1/2           | 1/4           | ---        |
| 6410O86   | 1/2           | 3/8           | ---        |
| 6410O88   | 1/2           | 1/2           | ---        |
| 6410O810  | 1/2           | 5/8           | ---        |
| 6410O812  | 1/2           | 3/4           | ---        |
| 6410O124  | 3/4           | 1/4           | ---        |
| 6410O126  | 3/4           | 3/8           | ---        |
| 6410O128  | 3/4           | 1/2           | ---        |
| 6410O1210 | 3/4           | 5/8           | ---        |
| 6410O1212 | 3/4           | 3/4           | ---        |
| 6410O1216 | 3/4           | 1             | ---        |
| 6410O166  | 1             | 3/8           | ---        |
| 6410O168  | 1             | 1/2           | ---        |
| 6410O1612 | 1             | 3/4           | ---        |
| 6410O2012 | 1-1/4         | 3/4           | ---        |
| 6410O2016 | 1-1/4         | 1             | ---        |
| 6410O2412 | 1-1/2         | 3/4           | ---        |
| 6410O2416 | 1-1/2         | 1             | ---        |
| 6410O2420 | 1-1/2         | 1-1/4         | ---        |
| 6410O3216 | 2             | 1             | ---        |
| 6410O3220 | 2             | 1-1/4         | ---        |
| 6410O3224 | 2             | 1-1/2         | ---        |

6410 FF1010 F50G5 1270 7033

# JIC SWIVELS

## HYDRAULIC ADAPTERS

### JIC SWIVEL NUT ELBOW

SAE 070221  
MS 51521



| PART #   | JIC TUBE SIZE 1 | JIC TUBE SIZE 2 | LIST PRICE |
|----------|-----------------|-----------------|------------|
| 65004    | 1/4             | 1/4             | ---        |
| 65006    | 3/8             | 3/8             | ---        |
| 650068   | 3/8             | 1/2             | ---        |
| 650086   | 1/2             | 3/8             | ---        |
| 65008    | 1/2             | 1/2             | ---        |
| 6500108  | 5/8             | 1/2             | ---        |
| 650010   | 5/8             | 5/8             | ---        |
| 650012   | 3/4             | 3/4             | ---        |
| 65001216 | 3/4             | 1               | ---        |
| 650016   | 1               | 1               | ---        |
| 650020   | 1-1/4           | 1-1/4           | ---        |
| 650024   | 1-1/2           | 1-1/2           | ---        |
| 650032   | 2               | 2               | ---        |

6500 2071R C6X 1236 G5506

### JIC SWIVEL TO MALE PIPE ELBOW



| PART #   | JIC TUBE SIZE 1 | MALE PIPE THREAD 2 | LIST PRICE |
|----------|-----------------|--------------------|------------|
| 650142   | 1/4             | 1/8                | ---        |
| 650144   | 1/4             | 1/4                | ---        |
| 650164   | 3/8             | 1/4                | ---        |
| 650166   | 3/8             | 3/8                | ---        |
| 650168   | 3/8             | 1/2                | ---        |
| 650186   | 1/2             | 3/8                | ---        |
| 650188   | 1/2             | 1/2                | ---        |
| 6501108  | 5/8             | 1/2                | ---        |
| 65011212 | 3/4             | 3/4                | ---        |
| 65011616 | 1               | 1                  | ---        |
| 65012020 | 1-1/4           | 1-1/4              | ---        |
| 65012424 | 1-1/2           | 1-1/2              | ---        |
| 65013232 | 2               | 2                  | ---        |

6501 2250 1247R TF5406

### JIC SWIVEL 45° ELBOW

SAE 070321  
MS 51522



| PART # | JIC TUBE SIZE 1 | JIC TUBE SIZE 2 | LIST PRICE |
|--------|-----------------|-----------------|------------|
| 65024  | 1/4             | 1/4             | ---        |
| 65026  | 3/8             | 3/8             | ---        |
| 65028  | 1/2             | 1/2             | ---        |
| 650210 | 5/8             | 5/8             | ---        |
| 650212 | 3/4             | 3/4             | ---        |
| 650216 | 1               | 1               | ---        |

### JIC SWIVEL TO FEMALE - PIPE ELBOW



| PART #   | JIC TUBE SIZE 1 | FEMALE PIPE THREAD 2 | LIST PRICE |
|----------|-----------------|----------------------|------------|
| 650344   | 1/4             | 1/4                  | ---        |
| 650364   | 3/8             | 1/4                  | ---        |
| 650366   | 3/8             | 3/8                  | ---        |
| 650386   | 1/2             | 3/8                  | ---        |
| 650388   | 1/2             | 1/2                  | ---        |
| 65031212 | 3/4             | 3/4                  | ---        |

### JIC SWIVEL CONNECTOR



| PART #   | JIC TUBE SIZE 1 | JIC TUBE SIZE 2 | LIST PRICE |
|----------|-----------------|-----------------|------------|
| 650444   | 1/4             | 1/4             | ---        |
| 650464   | 3/8             | 1/4             | ---        |
| 650466   | 3/8             | 3/8             | ---        |
| 650486   | 1/2             | 3/8             | ---        |
| 650488   | 1/2             | 1/2             | ---        |
| 65041010 | 5/8             | 5/8             | ---        |
| 65041212 | 3/4             | 3/4             | ---        |
| 65041616 | 1               | 1               | ---        |
| 65042020 | 1-1/4           | 1-1/4           | ---        |

6504 1205

WARNING: This product can expose you to chemicals, including Cobalt, which are known to the State of California to cause cancer. For more information, visit [www.P65Warnings.ca.gov](http://www.P65Warnings.ca.gov)

# FEMALE SWIVELS JIC

## HYDRAULIC ADAPTERS

### JIC SWIVEL TO MALE - PIPE ADAPTER



| PART #   | JIC TUBE SIZE 1 | MALE PIPE THREAD 2 | LIST PRICE |
|----------|-----------------|--------------------|------------|
| 650524   | 1/8             | 1/4                | ---        |
| 650542   | 1/4             | 1/8                | ---        |
| 650544   | 1/4             | 1/4                | ---        |
| 650546   | 1/4             | 3/8                | ---        |
| 650556   | 5/16            | 3/8                | ---        |
| 650564   | 3/8             | 1/4                | ---        |
| 650566   | 3/8             | 3/8                | ---        |
| 650586   | 1/2             | 3/8                | ---        |
| 650588   | 1/2             | 1/2                | ---        |
| 6505128  | 3/4             | 1/2                | ---        |
| 65051212 | 3/4             | 3/4                | ---        |
| 65051612 | 1               | 3/4                | ---        |
| 65051616 | 1               | 1                  | ---        |
| 65052424 | 1-1/2           | 1-1/2              | ---        |

6505 2018 F6X 1211 9100R

### JIC SWIVEL TO FEMALE PIPE ADAPTER



| PART #   | JIC TUBE SIZE 1 | FEMALE PIPE THREAD 2 | LIST PRICE |
|----------|-----------------|----------------------|------------|
| 650642   | 1/4             | 1/8                  | ---        |
| 650644   | 1/4             | 1/4                  | ---        |
| 650664   | 3/8             | 1/4                  | ---        |
| 650666   | 3/8             | 3/8                  | ---        |
| 650668   | 3/8             | 1/2                  | ---        |
| 650686   | 1/2             | 3/8                  | ---        |
| 650688   | 1/2             | 1/2                  | ---        |
| 6506106  | 5/8             | 3/8                  | ---        |
| 6506108  | 5/8             | 1/2                  | ---        |
| 65061012 | 5/8             | 3/4                  | ---        |
| 6506128  | 3/4             | 1/2                  | ---        |
| 65061212 | 3/4             | 3/4                  | ---        |
| 65061616 | 1               | 1                    | ---        |
| 65062020 | 1-1/4           | 1-1/4                | ---        |
| 65062424 | 1-1/2           | 1-1/2                | ---        |
| 65063232 | 2               | 2                    | ---        |

6506 2242 1215

| TUBE O.D. | THREAD SIZE |
|-----------|-------------|
| 1/8       | 5/16-24     |
| 3/16      | 3/8-24      |
| 1/4       | 7/16-20     |
| 5/16      | 1/2-20      |
| 3/8       | 9/16-18     |
| 1/2       | 3/4-16      |
| 5/8       | 7/8-14      |
| 3/4       | 1-1/16-12   |
| 7/8       | 1-3/16-12   |
| 1         | 1-5/16-12   |
| 1-1/4     | 1-5/8-12    |
| 1-1/2     | 1-7/8-12    |
| 2         | 2-1/2-12    |

**WARNING:** This product can expose you to chemicals, including Cobalt, which are known to the State of California to cause cancer. For more information, visit [www.P65Warnings.ca.gov](http://www.P65Warnings.ca.gov)

# STEEL O-RING ADAPTERS

## HYDRAULIC ADAPTERS

### JIC SWIVEL BRANCH TEE



| PART # | JIC TUBE SIZE 1 & 2 | JIC FEMALE TUBE 3 | LIST PRICE |
|--------|---------------------|-------------------|------------|
| 660044 | 1/4                 | 1/4               | ---        |
| 660066 | 3/8                 | 3/8               | ---        |
| 660088 | 1/2                 | 1/2               | ---        |
| 660010 | 5/8                 | 5/8               | ---        |
| 660012 | 3/4                 | 3/4               | ---        |
| 660016 | 1                   | 1                 | ---        |
| 660020 | 1-1/4               | 1-1/4             | ---        |

6600 203101R 55X 1227 C5707

### JIC SWIVEL RUN TEE



| PART # | JIC TUBE SIZE 1 & 3 | JIC FEMALE TUBE 2 | LIST PRICE |
|--------|---------------------|-------------------|------------|
| 66024  | 1/4                 | 1/4               | ---        |
| 66025  | 5/16                | 5/16              | ---        |
| 66026  | 3/8                 | 3/8               | ---        |
| 66028  | 1/2                 | 1/2               | ---        |
| 660210 | 5/8                 | 5/8               | ---        |
| 660212 | 3/4                 | 3/4               | ---        |
| 660216 | 1                   | 1                 | ---        |
| 660224 | 1-1/4               | 1-1/4             | ---        |

6602 203102R R6X 1248 C5706


### JIC TO O-RING RUN TEE



| PART #    | JIC TUBE SIZE 1 & 3 | O-RING TUBE SIZE 2 | LIST PRICE |
|-----------|---------------------|--------------------|------------|
| 6804NWO4  | 1/4                 | 1/4                | ---        |
| 6804NWO42 | 1/4                 | 1/8                | ---        |
| 6804NWO6  | 3/8                 | 3/8                | ---        |
| 6804NWO8  | 1/2                 | 1/2                | ---        |
| 6804NWO10 | 5/8                 | 5/8                | ---        |
| 6804NWO12 | 3/4                 | 3/4                | ---        |
| 6804NWO16 | 1                   | 1                  | ---        |

6804 203005R R50X 1266R C5716

### JIC TO O-RING ELBOW CONNECTOR



| PART #      | JIC TUBE SIZE 1 | O-RING TUBE SIZE 2 | LIST PRICE |
|-------------|-----------------|--------------------|------------|
| 6801NWO4    | 1/4             | 1/4                | ---        |
| 6801NWO46   | 1/4             | 3/8                | ---        |
| 6801NWO48   | 1/4             | 1/2                | ---        |
| 6801NWO54   | 5/16            | 1/4                | ---        |
| 6801NWO64   | 3/8             | 1/4                | ---        |
| 6801NWO6    | 3/8             | 3/8                | ---        |
| 6801NWO68   | 3/8             | 1/2                | ---        |
| 6801NWO610  | 3/8             | 5/8                | ---        |
| 6801NWO612  | 3/8             | 3/4                | ---        |
| 6801NWO84   | 1/2             | 1/4                | ---        |
| 6801NWO86   | 1/2             | 3/8                | ---        |
| 6801NWO8    | 1/2             | 1/2                | ---        |
| 6801NWO810  | 1/2             | 5/8                | ---        |
| 6801NWO812  | 1/2             | 3/4                | ---        |
| 6801NWO816  | 1/2             | 1                  | ---        |
| 6801NWO106  | 5/8             | 3/8                | ---        |
| 6801NWO108  | 5/8             | 1/2                | ---        |
| 6801NWO10   | 5/8             | 5/8                | ---        |
| 6801NWO1016 | 5/8             | 1                  | ---        |
| 6801NWO128  | 3/4             | 1/2                | ---        |
| 6801NWO1210 | 3/4             | 5/8                | ---        |
| 6801NWO12   | 3/4             | 3/4                | ---        |
| 6801NWO1216 | 3/4             | 1                  | ---        |
| 6801NWO1612 | 1               | 3/4                | ---        |
| 6801NWO1614 | 1               | 7/8                | ---        |
| 6801NWO16   | 1               | 1                  | ---        |
| 6801NWO1620 | 1               | 1-1/4              | ---        |
| 6801NWO1624 | 1               | 1-1/2              | ---        |
| 6801NWO2012 | 1-1/4           | 3/4                | ---        |
| 6801NWO2016 | 1-1/4           | 1                  | ---        |
| 6801NWO20   | 1-1/4           | 1-1/4              | ---        |
| 6801NWO2024 | 1-1/4           | 1-1/2              | ---        |
| 6801NWO2420 | 1-1/2           | 1-1/4              | ---        |
| 6801NWO24   | 1-1/2           | 1-1/2              | ---        |
| 6801NWO32   | 2               | 2                  | ---        |

6801 2062R C50X 1238L C5515

**WARNING:** This product can expose you to chemicals, including Cobalt, which are known to the State of California to cause cancer. For more information, visit [www.P65Warnings.ca.gov](http://www.P65Warnings.ca.gov)



# STEEL O-RING ADAPTERS

## HYDRAULIC ADAPTERS

### JIC TO O-RING - BRANCH TEE



SAE 070429  
MS 51529

| PART #    | JIC TUBE SIZE 1 & 2 | O-RING TUBE SIZE 3 | LIST PRICE |
|-----------|---------------------|--------------------|------------|
| 6803NWO2  | 1/8                 | 1/8                | ---        |
| 6803NWO4  | 1/4                 | 1/4                | ---        |
| 6803NWO6  | 3/8                 | 3/8                | ---        |
| 6803NWO8  | 1/2                 | 1/2                | ---        |
| 6803NWO10 | 5/8                 | 5/8                | ---        |
| 6803NWO12 | 3/4                 | 3/4                | ---        |
| 6803NWO16 | 1                   | 1                  | ---        |

6803 203003X S50X 1265R C5715

### JIC TO O-RING 45° ELBOW



SAE 070320  
MS 51528

| PART #      | JIC TUBE SIZE 1 | O-RING TUBE SIZE 2 | LIST PRICE |
|-------------|-----------------|--------------------|------------|
| 6802NWO2    | 1/8             | 1/8                | ---        |
| 6802NWO4    | 1/4             | 1/4                | ---        |
| 6802NWO46   | 1/4             | 3/8                | ---        |
| 6802NWO6    | 3/8             | 3/8                | ---        |
| 6802NWO68   | 3/8             | 1/2                | ---        |
| 6802NWO8    | 1/2             | 1/2                | ---        |
| 6802NWO86   | 1/2             | 3/8                | ---        |
| 6802NWO810  | 1/2             | 5/8                | ---        |
| 6802NWO812  | 1/2             | 3/4                | ---        |
| 6802NWO10   | 5/8             | 5/8                | ---        |
| 6802NWO108  | 5/8             | 1/2                | ---        |
| 6802NWO1012 | 5/8             | 3/4                | ---        |
| 6802NWO12   | 3/4             | 3/4                | ---        |
| 6802NWO1216 | 3/4             | 1                  | ---        |
| 6802NWO16   | 1               | 1                  | ---        |
| 6802NWO1612 | 1               | 3/4                | ---        |
| 6802NWO1620 | 1               | 1-1/4              | ---        |
| 6802NWO20   | 1-1/4           | 1-1/4              | ---        |
| 6802NWO2016 | 1-1/4           | 1                  | ---        |
| 6802NWO24   | 1-1/2           | 1-1/2              | ---        |
| 6802NWO32   | 2               | 2                  | ---        |

6802 2061 V50X 1240R C5365

### O-RING TO - FEMALE PIPE ELBOW



| PART #      | O-RING TUBE SIZE 1 | PIPE TUBE SIZE 2 | LIST PRICE |
|-------------|--------------------|------------------|------------|
| 6805NWO42   | 1/4                | 1/8              | ---        |
| 6805NWO44   | 1/4                | 1/4              | ---        |
| 6805NWO64   | 3/8                | 1/4              | ---        |
| 6805NWO66   | 3/8                | 3/8              | ---        |
| 6805NWO86   | 1/2                | 3/8              | ---        |
| 6805NWO88   | 1/2                | 1/2              | ---        |
| 6805NWO108  | 5/8                | 1/2              | ---        |
| 6805NWO128  | 3/4                | 1/2              | ---        |
| 6805NWO1212 | 3/4                | 3/4              | ---        |
| 6805NWO1616 | 1                  | 1                | ---        |
| 6805NWO2020 | 1-1/4              | 1-1/4            | ---        |
| 6805NWO2424 | 1-1/2              | 1-1/2            | ---        |

6805 206801R AE0G 1264 C3459

### O-RING TO MALE PIPE ELBOW



| PART #      | O-RING TUBE SIZE 1 | PIPE TUBE SIZE 2 | LIST PRICE |
|-------------|--------------------|------------------|------------|
| 6806NWO44   | 1/4                | 1/4              | ---        |
| 6806NWO66   | 3/8                | 3/8              | ---        |
| 6806NWO86   | 1/2                | 3/8              | ---        |
| 6806NWO88   | 1/2                | 1/2              | ---        |
| 6806NWO1212 | 3/4                | 3/4              | ---        |
| 6806NWO1616 | 1                  | 1                | ---        |

6806 1263 TF3569

### O-RING TO 37° JIC SWIVEL NUT TO O-RING ELBOW



| PART #      | O-RING TUBE SIZE 1 | JIC TUBE SIZE 2 | LIST PRICE |
|-------------|--------------------|-----------------|------------|
| 6809NWO44   | 1/4                | 1/4             | ---        |
| 6809NWO66   | 3/8                | 3/8             | ---        |
| 6809NWO88   | 1/2                | 1/2             | ---        |
| 6809NWO1212 | 3/4                | 3/4             | ---        |

WARNING: This product can expose you to chemicals, including Cobalt, which are known to the State of California to cause cancer. For more information, visit [www.P65Warnings.ca.gov](http://www.P65Warnings.ca.gov)

# STEEL O-RINGS

## HYDRAULIC ADAPTERS

### FEMALE O-RING TO MALE O-RING ELBOW



| PART #      | O-RING TUBE SIZE 1 | O-RING TUBE SIZE 2 | LIST PRICE |
|-------------|--------------------|--------------------|------------|
| 6815NWO44   | 1/4                | 1/4                | ---        |
| 6815NWO66   | 3/8                | 3/8                | ---        |
| 6815NWO88   | 1/2                | 1/2                | ---        |
| 6815NWO1010 | 5/8                | 5/8                | ---        |
| 6815NWO1212 | 3/4                | 3/4                | ---        |

### MALE O-RING SWIVEL ADAPTER

SAE 140157



| PART #    | O-RING TUBE SIZE 1 | FEMALE NPSM SIZE 2 | LIST PRICE |
|-----------|--------------------|--------------------|------------|
| 6900O42   | 1/4                | 1/8                | ---        |
| 6900O44   | 1/4                | 1/4                | ---        |
| 6900O46   | 1/4                | 3/8                | ---        |
| 6900O64   | 3/8                | 1/4                | ---        |
| 6900O66   | 3/8                | 3/8                | ---        |
| 6900O68   | 3/8                | 1/2                | ---        |
| 6900O84   | 1/2                | 1/4                | ---        |
| 6900O86   | 1/2                | 3/8                | ---        |
| 6900O88   | 1/2                | 1/2                | ---        |
| 6900O812  | 1/2                | 3/4                | ---        |
| 6900O104  | 5/8                | 1/4                | ---        |
| 6900O106  | 5/8                | 3/8                | ---        |
| 6900O108  | 5/8                | 1/2                | ---        |
| 6900O1012 | 5/8                | 3/4                | ---        |
| 6900O126  | 3/4                | 3/8                | ---        |
| 6900O128  | 3/4                | 1/2                | ---        |
| 6900O1212 | 3/4                | 3/4                | ---        |
| 6900O1612 | 1                  | 3/4                | ---        |
| 6900O1616 | 1                  | 1                  | ---        |

6900 2066R 1235 9315

### 90° O-RING SWIVEL ADAPTER



SAE 140257

| PART #      | O-RING TUBE SIZE 1 | FEMALE NPSM SIZE 2 | LIST PRICE |
|-------------|--------------------|--------------------|------------|
| 6901NWO42   | 1/4                | 1/8                | ---        |
| 6901NWO44   | 1/4                | 1/4                | ---        |
| 6901NWO64   | 3/8                | 1/4                | ---        |
| 6901NWO66   | 3/8                | 3/8                | ---        |
| 6901NWO68   | 3/8                | 1/2                | ---        |
| 6901NWO84   | 1/2                | 1/4                | ---        |
| 6901NWO86   | 1/2                | 3/8                | ---        |
| 6901NWO88   | 1/2                | 1/2                | ---        |
| 6901NWO812  | 1/2                | 3/4                | ---        |
| 6901NWO104  | 5/8                | 1/4                | ---        |
| 6901NWO106  | 5/8                | 3/8                | ---        |
| 6901NWO108  | 5/8                | 1/2                | ---        |
| 6901NWO126  | 3/4                | 3/8                | ---        |
| 6901NWO128  | 3/4                | 1/2                | ---        |
| 6901NWO1212 | 3/4                | 3/4                | ---        |
| 6901NWO1612 | 1                  | 3/4                | ---        |
| 6901NWO1616 | 1                  | 1                  | ---        |
| 6901NWO2012 | 1-1/4              | 3/4                | ---        |
| 6901NWO2016 | 1-1/4              | 1                  | ---        |
| 6901NWO2020 | 1-1/4              | 1-1/4              | ---        |
| 6901NWO2424 | 1-1/2              | 1-1/2              | ---        |
| 6901NWO3232 | 2                  | 2                  | ---        |

6401 2068R 1271 9515

**WARNING:** This product can expose you to chemicals, including Cobalt, which are known to the State of California to cause cancer. For more information, visit [www.P65Warnings.ca.gov](http://www.P65Warnings.ca.gov)

# STEEL SAE O-RING

## HYDRAULIC ADAPTERS

### 45° O-RING SWIVEL ADAPTER



SAE 140357

| PART #      | O-RING TUBE SIZE 1 | FEMALE NPSM SIZE 2 | LIST PRICE |
|-------------|--------------------|--------------------|------------|
| 6902NWO42   | 1/4                | 1/8                | ----       |
| 6902NWO44   | 1/4                | 1/4                | ---        |
| 6902NWO46   | 1/4                | 3/8                | ---        |
| 6902NWO64   | 3/8                | 1/4                | ---        |
| 6902NWO66   | 3/8                | 3/8                | ---        |
| 6902NWO68   | 3/8                | 1/2                | ---        |
| 6902NWO84   | 1/2                | 1/4                | ---        |
| 6902NWO86   | 1/2                | 3/8                | ---        |
| 6902NWO88   | 1/2                | 1/2                | ---        |
| 6902NWO108  | 5/8                | 1/2                | ---        |
| 6902NWO128  | 3/4                | 1/2                | ---        |
| 6902NWO1212 | 3/4                | 3/4                | ---        |
| 6902NWO1616 | 1                  | 1                  | ---        |

6902 2067R 1272 9365

## O-RINGS

### VITON 75 SAE BOSS O-RING



Fluorocarbon

| PART # | O-RING TUBE | LIST PRICE |
|--------|-------------|------------|
| 400122 | 1/8         | ---        |
| 400144 | 1/4         | ---        |
| 400166 | 3/8         | ---        |
| 400188 | 1/2         | ---        |
| 400110 | 5/8         | ---        |
| 400112 | 3/4         | ---        |
| 400116 | 1           | ---        |
| 400120 | 1-1/4       | ---        |
| 400124 | 1-1/2       | ---        |
| 400132 | 2-1/2-12    | ---        |

### NITRILE 90 SAE BOSS O-RING



| PART # | O-RING TUBE | LIST PRICE |
|--------|-------------|------------|
| 400022 | 1/8         | ---        |
| 400133 | 3/16        | ---        |
| 400044 | 1/4         | ---        |
| 400155 | 5/16        | ---        |
| 400066 | 3/8         | ---        |
| 400088 | 1/2         | ---        |
| 400010 | 5/8         | ---        |
| 400012 | 3/4         | ---        |
| 400014 | 7/8         | ---        |
| 400016 | 1           | ---        |
| 400020 | 1-1/4       | ---        |
| 400024 | 1-1/2       | ---        |
| 400032 | 2           | ---        |

### BRAZE TUBE NUT (SLEEVE REQUIRED)

SAE 520110



| PART #   | TUBE O.D. | BRAZE TUBE O.D. | LIST PRICE |
|----------|-----------|-----------------|------------|
| FSO3184  | 1/4       | .25             | ---        |
| FSO3186  | 3/8       | .38             | ---        |
| FSO3188  | 1/2       | .50             | ---        |
| FSO31810 | 5/8       | .62             | ---        |
| FSO31812 | 3/4       | .72             | ---        |
| FSO31816 | 1         | 1.00            | ---        |
| FSO31820 | 1 1/4     | 1.25            | ---        |

FF318 FF1311

### BRAZE TUBE SLEEVE

SAE 520115



| PART #    | TUBE O.D. | LIST PRICE |
|-----------|-----------|------------|
| FSO3194   | 1/4       | ---        |
| FSO3196   | 3/8       | ---        |
| FSO3198   | 1/2       | ---        |
| FSO31910  | 5/8       | ---        |
| FSO31912  | 3/4       | ---        |
| FSO31916  | 1         | ---        |
| FSO31920  | 1-1/4     | ---        |
| FSO319-24 | 1-1/2     | ---        |

FF319 FF3019

WARNING: This product can expose you to chemicals, including Cobalt, which are known to the State of California to cause cancer. For more information, visit [www.P65Warnings.ca.gov](http://www.P65Warnings.ca.gov)

# O-RING FACE SEAL ADAPTERS

## HYDRAULIC ADAPTERS

### CAP

SAE 520112



• Two Piece  
Nut/ Insert

| PART #    | TUBE O.D. | FACE SEAL TUBE | LIST PRICE |
|-----------|-----------|----------------|------------|
| FSO304C4  | 1/4       | 1/4            | ---        |
| FSO304C6  | 3/8       | 3/8            | ---        |
| FSO304C8  | 1/2       | 1/2            | ---        |
| FSO304C10 | 5/8       | 5/8            | ---        |
| FSO304C12 | 3/4       | 3/4            | ---        |
| FSO304C16 | 1         | 1              | ---        |
| FSO304C20 | 1-1/4     | 1-1/4          | ---        |
| FSO304C24 | 1-1/2     | 1-1/2          | ---        |

FF304C

### BULKHEAD LOCKNUT

SAE 520118



| PART #   | TUBE SIZE | LIST PRICE |
|----------|-----------|------------|
| FSO3064  | 1/4       | ---        |
| FSO3066  | 3/8       | ---        |
| FSO3068  | 1/2       | ---        |
| FSO30610 | 5/8       | ---        |
| FSO30612 | 3/4       | ---        |
| FSO30616 | 1         | ---        |
| FSO30620 | 1-1/4     | ---        |
| FSO30624 | 1-1/2     | ---        |

### MALE UNION CONNECTOR

SAE 520102



| PART #      | TUBE O.D. | FACE SEAL TUBE 1&2 | LIST PRICE |
|-------------|-----------|--------------------|------------|
| FSO240344   | 1/4       | 1/4                | ---        |
| FSO240366   | 3/8       | 3/8                | ---        |
| FSO240388   | 1/2       | 1/2                | ---        |
| FSO24031212 | 3/4       | 3/4                | ---        |
| FSO24031616 | 1         | 1                  | ---        |
| FSO24032020 | 1-1/4     | 1-1/4              | ---        |
| FSO24032424 | 1-1/2     | 1-1/2              | ---        |

FF2403 FF1203

### MALE O-RING FACE SEAL ADAPTER



| PART #      | FACE SEAL TUBE 1 | MALE PIPE SIZE 2 | LIST PRICE |
|-------------|------------------|------------------|------------|
| FSO240442   | 1/4              | 1/8              | ---        |
| FSO240444   | 1/4              | 1/4              | ---        |
| FSO240446   | 1/4              | 3/8              | ---        |
| FSO240464   | 3/8              | 1/4              | ---        |
| FSO240466   | 3/8              | 3/8              | ---        |
| FSO240468   | 3/8              | 1/2              | ---        |
| FSO240484   | 1/2              | 1/4              | ---        |
| FSO240486   | 1/2              | 3/8              | ---        |
| FSO240488   | 1/2              | 1/2              | ---        |
| FSO2404108  | 5/8              | 1/2              | ---        |
| FSO24041012 | 5/8              | 3/4              | ---        |
| FSO2404128  | 3/4              | 1/2              | ---        |
| FSO24041212 | 3/4              | 3/4              | ---        |
| FSO24041216 | 3/4              | 1                | ---        |
| FSO24041612 | 1                | 3/4              | ---        |
| FSO24041616 | 1                | 1                | ---        |
| FSO24041620 | 1                | 1-1/4            | ---        |
| FSO24042016 | 1-1/4            | 1                | ---        |
| FSO24042020 | 1-1/4            | 1-1/4            | ---        |
| FSO24042424 | 1-1/2            | 1-1/2            | ---        |

FF2404 4205 FLO

### FEMALE ORFS TO MALE ORFS REDUCER



| PART #      | FEMALE FACE SEAL SIZE 1 | MALE FACE SEAL TUBE 2 | LIST PRICE |
|-------------|-------------------------|-----------------------|------------|
| FSO240664   | 3/8                     | 1/4                   | ---        |
| FSO240684   | 1/2                     | 1/4                   | ---        |
| FSO240686   | 1/2                     | 3/8                   | ---        |
| FSO2406106  | 5/8                     | 3/8                   | ---        |
| FSO2406108  | 5/8                     | 1/2                   | ---        |
| FSO2406126  | 3/4                     | 3/8                   | ---        |
| FSO2406128  | 3/4                     | 1/2                   | ---        |
| FSO2406168  | 1                       | 1/2                   | ---        |
| FSO24061612 | 1                       | 3/4                   | ---        |
| FSO24062012 | 1-1/4                   | 3/4                   | ---        |
| FSO24062016 | 1-1/4                   | 1                     | ---        |
| FSO24062420 | 1-1/2                   | 1-1/4                 | ---        |

FF2406 TRLON

WARNING: This product can expose you to chemicals, including Cobalt, which are known to the State of California to cause cancer. For more information, visit [www.P65Warnings.ca.gov](http://www.P65Warnings.ca.gov)

# O-RING FACE SEAL ADAPTERS

## HYDRAULIC ADAPTERS

### PLUG

SAE 520109



| PART #    | TUBE O.D. | LIST PRICE |
|-----------|-----------|------------|
| FSO24084  | 1/4       | ---        |
| FSO24086  | 3/8       | ---        |
| FSO24088  | 1/2       | ---        |
| FSO240810 | 5/8       | ---        |
| FSO240812 | 3/4       | ---        |
| FSO240816 | 1         | ---        |
| FSO240820 | 1-1/4     | ---        |
| FSO240824 | 1-1/2     | ---        |

FF2408 FF1254 4229 PNLO

### ORFS UNION ELBOW 90°



| PART #     | FACE SEAL TUBE 1 | FACE SEAL TUBE 2 | LIST PRICE |
|------------|------------------|------------------|------------|
| FS250044   | 1/4              | 1/4              | ---        |
| FS250066   | 3/8              | 3/8              | ---        |
| FS250088   | 1/2              | 1/2              | ---        |
| FS25001010 | 5/8              | 5/8              | ---        |
| FS25001212 | 3/4              | 3/4              | ---        |
| FS25001616 | 1                | 1                | ---        |
| FS25002020 | 1-1/4            | 1-1/4            | ---        |

FF2500 4505 ELO

### ORFS TO PIPE ELBOW 45°



| PART #     | FACE SEAL TUBE 1 | MALE PIPE TUBE 2 | LIST PRICE |
|------------|------------------|------------------|------------|
| FS250342   | 1/4              | 1/8              | ---        |
| FS250344   | 1/4              | 1/4              | ---        |
| FS250364   | 3/8              | 1/4              | ---        |
| FS250366   | 3/8              | 3/8              | ---        |
| FS250386   | 1/2              | 3/8              | ---        |
| FS250388   | 1/2              | 1/2              | ---        |
| FS25031212 | 3/4              | 3/4              | ---        |
| FS25031616 | 1                | 1                | ---        |

FF2503 4355 VLO

### ORFS TO MALE ELBOW


SAE 520202



| PART #     | FACE SEAL TUBE 1 | MALE PIPE TUBE 2 | LIST PRICE |
|------------|------------------|------------------|------------|
| FS250142   | 1/4              | 1/8              | ---        |
| FS250144   | 1/4              | 1/4              | ---        |
| FS250164   | 3/8              | 1/4              | ---        |
| FS250166   | 3/8              | 3/8              | ---        |
| FS250186   | 1/2              | 3/8              | ---        |
| FS250188   | 1/2              | 1/2              | ---        |
| FS2501812  | 1/2              | 3/4              | ---        |
| FS2501108  | 5/8              | 1/2              | ---        |
| FS25011012 | 5/8              | 3/4              | ---        |
| FS2501128  | 3/4              | 1/2              | ---        |
| FS25011212 | 3/4              | 3/4              | ---        |
| FS25011216 | 3/4              | 1                | ---        |
| FS25011612 | 1                | 3/4              | ---        |
| FS25011616 | 1                | 1                | ---        |
| FS25012016 | 1-1/4            | 1                | ---        |
| FS25012020 | 1-1/4            | 1-1/4            | ---        |
| FS25012424 | 1-1/2            | 1-1/2            | ---        |

FF2501 FF1208 4405 CLO

### ORFS UNION TEE



| PART #     | FACE SEAL TUBE 1+2+3 | LIST PRICE |
|------------|----------------------|------------|
| FS260344   | 1/4                  | ---        |
| FS260366   | 3/8                  | ---        |
| FS260388   | 1/2                  | ---        |
| FS26031212 | 3/4                  | ---        |
| FS26031616 | 1                    | ---        |
| FS26032020 | 1-1/4                | ---        |
| FS26032424 | 1-1/2                | ---        |

**WARNING:** This product can expose you to chemicals, including Cobalt, which are known to the State of California to cause cancer. For more information, visit [www.P65Warnings.ca.gov](http://www.P65Warnings.ca.gov)

# O-RING FACE SEAL ADAPTERS

## HYDRAULIC ADAPTERS

### MALE FLAT FACE TO FEMALE 37 ° SWIVEL



| PART #     | FACE SEAL TUBE 1 | JIC TUBE 2 | LIST PRICE |
|------------|------------------|------------|------------|
| FS640244   | 1/4              | 1/4        | ---        |
| FS640266   | 3/8              | 3/8        | ---        |
| FS640288   | 1/2              | 1/2        | ---        |
| FS64021010 | 5/8              | 5/8        | ---        |
| FS64021212 | 3/4              | 3/4        | ---        |
| FS64021616 | 1                | 1          | ---        |

FF6402 FF1294

### MORFS UNION



| PART #   | JIC TUBE 1 | JIC TUBE 2 | LIST PRICE |
|----------|------------|------------|------------|
| FS240344 | 1/4        | 1/4        | ---        |
| FS240364 | 3/8        | 1/4        | ---        |
| FS240388 | 1/2        | 1/2        | ---        |

### BULKHEAD



| PART #   | JIC TUBE 1 | JIC TUBE 2 | LIST PRICE |
|----------|------------|------------|------------|
| FS270044 | 1/4        | 1/4        | ---        |

### MALE ORFS TO ORB CONNECTOR

SAE 520120



| PART #      | FACE SEAL TUBE 1 | O-RING TUBE 2 | LIST PRICE |
|-------------|------------------|---------------|------------|
| FS6400O44   | 1/4              | 1/4           | ---        |
| FS6400O46   | 1/4              | 3/8           | ---        |
| FS6400O64   | 3/8              | 1/4           | ---        |
| FS6400O66   | 3/8              | 3/8           | ---        |
| FS6400O68   | 3/8              | 1/2           | ---        |
| FS6400O86   | 1/2              | 3/8           | ---        |
| FS6400O88   | 1/2              | 1/2           | ---        |
| FS6400O810  | 1/2              | 5/8           | ---        |
| FS6400O812  | 1/2              | 3/4           | ---        |
| FS6400O108  | 5/8              | 1/2           | ---        |
| FS6400O1010 | 5/8              | 5/8           | ---        |
| FS6400O1012 | 5/8              | 3/4           | ---        |
| FS6400O128  | 3/4              | 1/2           | ---        |
| FS6400O1210 | 3/4              | 5/8           | ---        |
| FS6400O1212 | 3/4              | 3/4           | ---        |
| FS6400O1216 | 3/4              | 1             | ---        |
| FS6400O1612 | 1                | 3/4           | ---        |
| FS6400O1616 | 1                | 1             | ---        |
| FS6400O1620 | 1                | 1-1/4         | ---        |
| FS6400O2020 | 1-1/4            | 1-1/4         | ---        |
| FS6400O2024 | 1-1/4            | 1-1/2         | ---        |
| FS6400O2424 | 1-1/2            | 1-1/2         | ---        |

4315 FF6400 FF1231

### SWIVEL NUT ELBOW



| PART #     | FACE SEAL TUBE 1 | FACE SEAL TUBE 2 | LIST PRICE |
|------------|------------------|------------------|------------|
| FS650044   | 1/4              | 1/4              | ---        |
| FS650066   | 3/8              | 3/8              | ---        |
| FS650088   | 1/2              | 1/2              | ---        |
| FS65001010 | 5/8              | 5/8              | ---        |
| FS65001212 | 3/4              | 3/4              | ---        |
| FS65001616 | 1                | 1                | ---        |
| FS65002020 | 1-1/4            | 1-1/4            | ---        |

FF6500 FF1236

# O-RING FACE SEAL ADAPTERS

## HYDRAULIC ADAPTERS

MALE JIC 37° FLARE TO  
FEMALE FLAT FACE SWIVEL



| PART #     | JIC TUBE SIZE 1 | FACE SEAL TUBE 2 | LIST PRICE |
|------------|-----------------|------------------|------------|
| FS650444   | 1/4             | 1/4              | ---        |
| FS650466   | 3/8             | 3/8              | ---        |
| FS650488   | 1/2             | 1/2              | ---        |
| FS65041010 | 5/8             | 5/8              | ---        |
| FS65041212 | 3/4             | 3/4              | ---        |
| FS65041616 | 1               | 1                | ---        |
| FS65042020 | 1-1/4           | 1-1/4            | ---        |

O-RING ELBOW CONNECTOR



| PART #     | FACE SEAL TUBE 1 | O-RING TUBE 2 | LIST PRICE |
|------------|------------------|---------------|------------|
| FS680144   | 1/4              | 1/4           | ---        |
| FS680146   | 1/4              | 3/8           | ---        |
| FS680164   | 3/8              | 1/4           | ---        |
| FS680166   | 3/8              | 3/8           | ---        |
| FS680168   | 3/8              | 1/2           | ---        |
| FS680186   | 1/2              | 3/8           | ---        |
| FS680188   | 1/2              | 1/2           | ---        |
| FS6801810  | 1/2              | 5/8           | ---        |
| FS6801812  | 1/2              | 3/4           | ---        |
| FS6801108  | 5/8              | 1/2           | ---        |
| FS68011010 | 5/8              | 5/8           | ---        |
| FS68011012 | 5/8              | 3/4           | ---        |
| FS68011210 | 3/4              | 5/8           | ---        |
| FS68011212 | 3/4              | 3/4           | ---        |
| FS68011216 | 3/4              | 1             | ---        |
| FS68011612 | 1                | 3/4           | ---        |
| FS68011616 | 1                | 1             | ---        |
| FS68011620 | 1                | 1-1/4         | ---        |
| FS68012016 | 1-1/4            | 1             | ---        |
| FS68012020 | 1-1/4            | 1-1/4         | ---        |
| FS68012424 | 1-1/2            | 1-1/2         | ---        |

FF6801 FF1238 4515

ORFS TO O-RING ELBOW 45°



| PART #     | FACE SEAL TUBE 1 | O-RING SIZE 2 | LIST PRICE |
|------------|------------------|---------------|------------|
| FS680244   | 1/4              | 1/4           | ---        |
| FS680264   | 3/8              | 1/4           | ---        |
| FS680266   | 3/8              | 3/8           | ---        |
| FS680286   | 1/2              | 3/8           | ---        |
| FS680268   | 3/8              | 1/2           | ---        |
| FS680288   | 1/2              | 1/2           | ---        |
| FS6802810  | 1/2              | 5/8           | ---        |
| FS68021010 | 5/8              | 5/8           | ---        |
| FS68021212 | 3/4              | 3/4           | ---        |
| FS68021616 | 1                | 1             | ---        |
| FS68022020 | 1-1/4            | 1-1/4         | ---        |

FF6802 4365 V5OLO

MORFS X MORB RUN TEE



| PART #   | FACE SEAL TUBE 1 & 3 | O-RING TUBE 2 | LIST PRICE |
|----------|----------------------|---------------|------------|
| FS680444 | 1/4                  | 1/4           | ---        |
| FS680466 | 3/8                  | 3/8           | ---        |
| FS680488 | 1/2                  | 1/2           | ---        |

STRAIGHT THREAD SWIVEL NUT ELBOW



| PART #     | O-RING TUBE 1 | FACE SEAL THREAD 2 | LIST PRICE |
|------------|---------------|--------------------|------------|
| FS680944   | 1/4           | 1/4                | ---        |
| FS680966   | 3/8           | 3/8                | ---        |
| FS680988   | 1/2           | 1/2                | ---        |
| FS68091212 | 3/4           | 3/4                | ---        |

FF6809 FF1239 4535 AOELC

FF6504 FF1296

# STEEL BSPT ADAPTERS

## HYDRAULIC ADAPTERS

### JIC MALE CONNECTOR BSPT



| PART #   | JIC TUBE SIZE 1 | MALE BSPT 2 | LIST PRICE |
|----------|-----------------|-------------|------------|
| 700042   | 1/4             | 1/8-28      | ---        |
| 700044   | 1/4             | 1/4-19      | ---        |
| 700064   | 3/8             | 1/4-19      | ---        |
| 700066   | 3/8             | 3/8-19      | ---        |
| 700068   | 3/8             | 1/2-14      | ---        |
| 700086   | 1/2             | 3/8-19      | ---        |
| 700088   | 1/2             | 1/2-14      | ---        |
| 7000812  | 1/2             | 3/4-14      | ---        |
| 7000108  | 5/8             | 1/2-14      | ---        |
| 70001012 | 5/8             | 3/4-14      | ---        |
| 7000128  | 3/4             | 1/2-14      | ---        |
| 70001212 | 3/4             | 3/4-14      | ---        |
| 70001616 | 1               | 1-11        | ---        |

3404 305

### JIC MALE ELBOW BSPT



| PART #   | JIC TUBE SIZE 1 | MALE BSPT 2 | LIST PRICE |
|----------|-----------------|-------------|------------|
| 720042   | 1/4             | 1/8-28      | ---        |
| 720044   | 1/4             | 1/4-19      | ---        |
| 720064   | 3/8             | 1/4-19      | ---        |
| 720066   | 3/8             | 3/8-19      | ---        |
| 720068   | 3/8             | 1/2-14      | ---        |
| 720086   | 1/2             | 3/8-19      | ---        |
| 720088   | 1/2             | 1/2-14      | ---        |
| 72001212 | 3/4             | 3/4-14      | ---        |
| 72001616 | 1               | 1-11        | ---        |

3501 315

### BSPT HEX NIPPLE



| PART #   | MALE BSPT 1 | MALE BSPT 2 | LIST PRICE |
|----------|-------------|-------------|------------|
| 752022   | 1/8-28      | 1/8-28      | ---        |
| 752044   | 1/4-19      | 1/4-19      | ---        |
| 752066   | 3/8-19      | 3/8-19      | ---        |
| 752088   | 1/2-14      | 1/2-14      | ---        |
| 75201010 | 5/8-14      | 5/8-14      | ---        |
| 75201212 | 3/4-14      | 3/4-14      | ---        |

3520 MBT

### BSPT PLUG



| PART # | BSPT   | LIST PRICE |
|--------|--------|------------|
| 95082  | 1/8-28 | ---        |
| 95084  | 1/4-19 | ---        |
| 95086  | 3/8-19 | ---        |
| 95088  | 1/2-14 | ---        |
| 950812 | 3/4-14 | ---        |
| 950816 | 1-11   | ---        |

100B-Y KA-RM MHL 296

## STEEL BSPP ADAPTERS

### BSPP HEX NIPPLE



| PART #   | MALE BSPP 1 | MALE BSPP 2 | LIST PRICE |
|----------|-------------|-------------|------------|
| 742022   | 1/8-28      | 1/8-28      | ---        |
| 742042   | 1/4-19      | 1/8-28      | ---        |
| 742064   | 3/8-19      | 1/4-19      | ---        |
| 742066   | 3/8-19      | 3/8-19      | ---        |
| 742086   | 1/2-14      | 3/8-19      | ---        |
| 742088   | 1/2-14      | 1/2-14      | ---        |
| 7420108  | 5/8-14      | 1/2-14      | ---        |
| 7420128  | 3/4-14      | 1/2-14      | ---        |
| 74201212 | 3/4-14      | 3/4-14      | ---        |
| 74201612 | 1-11        | 3/4-14      | ---        |
| 74201616 | 1-11        | 1-11        | ---        |

3420 MB 9022

WARNING: This product can expose you to chemicals, including Cobalt, which are known to the State of California to cause cancer. For more information, visit [www.P65Warnings.ca.gov](http://www.P65Warnings.ca.gov)



# STEEL BSPP ADAPTERS

## HYDRAULIC ADAPTERS

### BSPP COUPLING



| PART # | BSPP   | LIST PRICE |
|--------|--------|------------|
| 74252  | 1/8-28 | ---        |
| 74254  | 1/4-19 | ---        |
| 74258  | 1/2-14 | ---        |
| 742510 | 5/8-14 | ---        |
| 742512 | 3/4-14 | ---        |
| 742516 | 1-11   | ---        |

3425 FB

### BSPP TO MALE PIPE NIPPLE



| PART # | MALE BSPP SIZE 1 | MALE PIPE THREAD SIZE 2 | LIST PRICE |
|--------|------------------|-------------------------|------------|
| 78252  | 1/8-28           | 1/8                     | ---        |
| 78254  | 1/4-19           | 1/4                     | ---        |
| 78256  | 3/8-19           | 3/8                     | ---        |
| 78258  | 1/2-14           | 1/2                     | ---        |
| 782512 | 3/4-14           | 3/4                     | ---        |
| 782516 | 1-11             | 1                       | ---        |

MBMP 3825

### JIC TO FEMALE BSPP STRAIGHT SWIVEL



| PART # | JIC TUBE SIZE 1 | FEMALE BSPP SWIVEL 2 | LIST PRICE |
|--------|-----------------|----------------------|------------|
| 72404  | 1/4             | 1/4-19               | ---        |
| 72406  | 3/8             | 3/8-19               | ---        |
| 72408  | 1/2             | 1/2-14               | ---        |
| 724010 | 5/8             | 5/8-14               | ---        |
| 724012 | 3/4             | 3/4-14               | ---        |
| 724016 | 1               | 1-11                 | ---        |

3240 MJFBS

### JIC TO BSPP MALE CONNECTOR



| PART #   | JIC TUBE SIZE 1 | MALE BSPP 2 | LIST PRICE |
|----------|-----------------|-------------|------------|
| 700242   | 1/4             | 1/8-28      | ---        |
| 700244   | 1/4             | 1/4-19      | ---        |
| 700246   | 1/4             | 3/8-19      | ---        |
| 700248   | 1/4             | 1/2-14      | ---        |
| 700264   | 3/8             | 1/4-19      | ---        |
| 700266   | 3/5             | 3/8-19      | ---        |
| 700268   | 3/5             | 1/2-14      | ---        |
| 700286   | 1/2             | 3/8-19      | ---        |
| 700288   | 1/2             | 1/2-14      | ---        |
| 7002812  | 1/2             | 3/4-14      | ---        |
| 7002108  | 5/8             | 1/2-14      | ---        |
| 70021212 | 3/4             | 3/4-14      | ---        |
| 70021216 | 3/4             | 1-11        | ---        |
| 70021616 | 1               | 1-11        | ---        |

### JIC TO BSPP MALE ELBOW



| PART #      | JIC TUBE SIZE 1 | MALE BSPP 2 | LIST PRICE |
|-------------|-----------------|-------------|------------|
| 7202NWO42   | 1/4             | 1/8-28      | ---        |
| 7202NWO44   | 1/4             | 1/4-19      | ---        |
| 7202NWO64   | 3/8             | 1/4-19      | ---        |
| 7202NWO66   | 3/8             | 3/8-19      | ---        |
| 7202NWO68   | 3/8             | 1/2-14      | ---        |
| 7202NWO86   | 1/2             | 3/8-19      | ---        |
| 7202NWO88   | 1/2             | 1/2-14      | ---        |
| 7202NWO812  | 1/2             | 3/4-14      | ---        |
| 7202NWO108  | 5/8             | 1/2-14      | ---        |
| 7202NWO1212 | 3/4             | 3/4-14      | ---        |
| 7202NWO1216 | 3/4             | 1-11        | ---        |
| 7202NWO1616 | 1               | 1-11        | ---        |

3801 315

30J 3800


**WARNING:** This product can expose you to chemicals, including Cobalt, which are known to the State of California to cause cancer. For more information, visit [www.P65Warnings.ca.gov](http://www.P65Warnings.ca.gov)

# STEEL BSPP ADAPTERS

## HYDRAULIC ADAPTERS

### JIC TO BSPP STRAIGHT SWIVEL



| PART #   | JIC TUBE SIZE 1 | MALE BSPP 2 | LIST PRICE |
|----------|-----------------|-------------|------------|
| 702242   | 1/4             | 1/8-28      | ---        |
| 702244   | 1/4             | 1/4-19      | ---        |
| 702264   | 3/8             | 1/4-19      | ---        |
| 702266   | 3/8             | 3/8-19      | ---        |
| 702288   | 1/2             | 1/2-14      | ---        |
| 7022108  | 5/8             | 1/2-14      | ---        |
| 70221212 | 3/4             | 3/4-14      | ---        |
| 70221616 | 1               | 1-11        | ---        |

3402 3055

### HEX HEAD PLUG BSPP



| PART #  | MALE BSPP | LIST PRICE |
|---------|-----------|------------|
| 9522P2  | 1/8-28    | ---        |
| 9522P4  | 1/4-19    | ---        |
| 9522P6  | 3/8-19    | ---        |
| 9522P8  | 1/2-14    | ---        |
| 9522P12 | 3/4-14    | ---        |
| 9522P16 | 1-11      | ---        |

3408

### HOLLOW HEX PLUG BSPP



| PART #  | MALE BSPP | LIST PRICE |
|---------|-----------|------------|
| 9522H2  | 1/8-28    | ---        |
| 9522H4  | 1/4-19    | ---        |
| 9522H6  | 3/8-19    | ---        |
| 9522H8  | 1/2-14    | ---        |
| 9522H12 | 3/4-14    | ---        |
| 9522H16 | 1-11      | ---        |

3408 HHP

### FEMALE ADAPTER BSPP



| PART #   | FEMALE PIPE 1 | MALE BSPP 2 | LIST PRICE |
|----------|---------------|-------------|------------|
| 704222   | 1/8           | 1/8-28      | ---        |
| 704242   | 1/4           | 1/8-28      | ---        |
| 704244   | 1/4           | 1/4-19      | ---        |
| 704266   | 3/8           | 3/8-19      | ---        |
| 704288   | 1/2           | 1/2-14      | ---        |
| 70421212 | 3/4           | 3/4-14      | ---        |
| 70421616 | 1             | 1-11        | ---        |

3455 MMFP

## STEEL METRIC ADAPTERS

### MALE CONNECTOR



| PART #   | JIC TUBE SIZE 1 | METRIC THREAD 2 | LIST PRICE |
|----------|-----------------|-----------------|------------|
| 7005410  | 1/4             | 10x1.0          | ---        |
| 7005412  | 1/4             | 12x1.5          | ---        |
| 7005414  | 1/4             | 14x1.5          | ---        |
| 7005418  | 1/4             | 18x1.5          | ---        |
| 7005512  | 5/16            | 12x1.5          | ---        |
| 7005514  | 5/16            | 14x1.5          | ---        |
| 7005614  | 3/8             | 14x1.5          | ---        |
| 7005616  | 3/5             | 16x1.5          | ---        |
| 7005618  | 3/5             | 18x1.5          | ---        |
| 7005816  | 1/2             | 16x1.5          | ---        |
| 7005818  | 1/2             | 18x1.5          | ---        |
| 7005822  | 1/2             | 22x1.5          | ---        |
| 70051018 | 5/8             | 18x1.5          | ---        |
| 70051020 | 5/8             | 20x1.5          | ---        |
| 70051022 | 5/8             | 22x1.5          | ---        |
| 70051222 | 3/4             | 22x1.5          | ---        |
| 70051227 | 3/4             | 27x1.5          | ---        |

Port-seal crush washer and O-ring included

7400 30J (R) 7011

**WARNING:** This product can expose you to chemicals, including Cobalt, which are known to the State of California to cause cancer. For more information, visit [www.P65Warnings.ca.gov](http://www.P65Warnings.ca.gov)

# STEEL METRIC ADAPTERS

## HYDRAULIC ADAPTERS

### JIC X METRIC MALE ELBOW



| PART #      | JIC TUBE SIZE 1 | METRIC THREAD 2 | LIST PRICE |
|-------------|-----------------|-----------------|------------|
| 7205NWO410  | 1/4             | 10x1.0          | ---        |
| 7205NWO412  | 1/4             | 12x1.5          | ---        |
| 7205NWO414  | 1/4             | 14x1.5          | ---        |
| 7205NWO512  | 5/16            | 12x1.5          | ---        |
| 7205NWO614  | 3/8             | 14x1.5          | ---        |
| 7205NWO616  | 3/8             | 16x1.5          | ---        |
| 7205NWO816  | 1/2             | 16x1.5          | ---        |
| 7205NWO818  | 1/2             | 18x1.5          | ---        |
| 7205NWO822  | 1/2             | 22x1.5          | ---        |
| 7205NWO1018 | 5/8             | 18x1.5          | ---        |

Port-seal crush washer and O-ring included

7801 315 (R)

### JIC SWIVEL X MALE METRIC



| PART #   | JIC TUBE SIZE 1 | METRIC THREAD 2 | LIST PRICE |
|----------|-----------------|-----------------|------------|
| 7025410  | 1/4             | 10x1.0          | ---        |
| 7025412  | 1/4             | 12x1.5          | ---        |
| 7025512  | 5/16            | 12x1.5          | ---        |
| 7025614  | 3/8             | 14x1.5          | ---        |
| 7025616  | 3/8             | 16x1.5          | ---        |
| 7025816  | 1/2             | 16x1.5          | ---        |
| 70251022 | 5/8             | 22x1.5          | ---        |
| 70251227 | 3/4             | 27x2.0          | ---        |
| 70251633 | 1               | 33x2.0          | ---        |

7402 30JS (R)

### HEX HEAD PLUG METRIC PARALLEL



| PART #  | METRIC THREAD | LIST PRICE |
|---------|---------------|------------|
| 8555P10 | 10x1.0        | ---        |
| 8555P12 | 12x1.5        | ---        |
| 8555P14 | 14x1.5        | ---        |
| 8555P16 | 16x1.5        | ---        |
| 8555P18 | 18x1.5        | ---        |
| 8555P20 | 20x1.5        | ---        |
| 8555P22 | 22x1.5        | ---        |
| 8555P26 | 26x1.5        | ---        |
| 8555P30 | 30x1.5        | ---        |

7408

### HOLLOW HEX HEAD PLUG METRIC PARALLEL



| PART #  | METRIC THREAD | LIST PRICE |
|---------|---------------|------------|
| 8555H8  | 8x1.0         | ---        |
| 8555H10 | 10x1.0        | ---        |
| 8555H12 | 12x1.5        | ---        |
| 8555H14 | 14x1.5        | ---        |
| 8555H16 | 16x1.5        | ---        |
| 8555H18 | 18x1.5        | ---        |
| 8555H20 | 20x1.5        | ---        |
| 8555H22 | 22x1.5        | ---        |
| 8555H26 | 26x1.5        | ---        |
| 8555H27 | 27x2.0        | ---        |
| 8555H30 | 30x1.5        | ---        |

7408 HHP

### FEMALE PIPE X MALE METRIC



| PART #   | FEMALE PIPE THREAD 1 | METRIC THREAD 2 | LIST PRICE |
|----------|----------------------|-----------------|------------|
| 7045210  | 1/8                  | 10x1.0          | ---        |
| 7045412  | 1/4                  | 12x1.5          | ---        |
| 7045414  | 1/4                  | 14x1.5          | ---        |
| 7045612  | 3/8                  | 12x1.5          | ---        |
| 7045616  | 3/8                  | 16x1.5          | ---        |
| 7045618  | 3/8                  | 18x1.5          | ---        |
| 7045816  | 1/2                  | 16x1.5          | ---        |
| 7045818  | 1/2                  | 18x1.5          | ---        |
| 7045822  | 1/2                  | 22x1.5          | ---        |
| 70451227 | 3/4                  | 27x2.0          | ---        |
| 70451633 | 1                    | 33x2.0          | ---        |

MMFP (R)

**WARNING:** This product can expose you to chemicals, including Cobalt, which are known to the State of California to cause cancer. For more information, visit [www.P65Warnings.ca.gov](http://www.P65Warnings.ca.gov)

# ISO A AND B INTERCHANGE

## HYDRAULIC ADAPTERS



### THREAD TO CONNECT, DRYBREAK NO-SPILL QUICK CONNECT

- Brass Body
  - Steel Wing Nut
  - Buna-Seal ( -40° to +250°F)
- Aeroquip 5100  
Parker 6100  
Snaptite B78



- Bonded Face Seal
- External ORing Alleviates Full Connection

| PART # | BODY SIZE | FEMALE NPT | MAX PSI | LIST PRICE |
|--------|-----------|------------|---------|------------|
| 61150  | 3/4       | 1/2        | 3000    | ---        |
| 61152  | 3/4       | 3/4        | 3000    | ---        |
| 61153  | 1         | 1          | 3000    | ---        |
| 61154  | 1-1/4     | 1-1/4      | 2750    | ---        |
| 61155  | 1-1/2     | 1-1/2      | 2500    | ---        |

| PART # | BODY SIZE | FEMALE NPT | MAX PSI | LIST PRICE |
|--------|-----------|------------|---------|------------|
| 61050  | 3/4       | 1/2        | 3000    | ---        |
| 61052  | 3/4       | 3/4        | 3000    | ---        |
| 61053  | 1         | 1          | 3000    | ---        |
| 61054  | 1-1/4     | 1-1/4      | 2750    | ---        |
| 61055  | 1-1/2     | 1-1/2      | 2500    | ---        |

### FEATURES - ISO A and ISO B

- Poppet valves to prevent uncoupled leakage
- Critical parts are induction hardened for durability
- Dependable ball-locking mechanism holds the mating halves together
- Socket and plug are precision machined from solid barstock
- Standard nitrile seals temp range -40°F to +250°F



| ISO 7241-1 ISO-A Interchange ( Connected ) |                     |     |        |       |
|--|---------------------|-----|--------|-------|
| Body Size                                  | Steel Coupler/ Plug |     |        |       |
|  | Maximum Working     |     | Burst  |       |
|  | PSI                 | Bar | PSI    | Bar   |
| 1/4"                                       | 5,000               | 345 | 18,270 | 1,200 |
| 3/8"                                       | 4,000               | 275 | 18,270 | 1,200 |
| 1/2"                                       | 4,000               | 275 | 16,500 | 1,100 |
| 3/4"                                       | 4,000               | 275 | 14,800 | 1,000 |
| 1"   | 4,000               | 275 | 12,400 | 850   |
| 1-1/4"                                     | 3,000               | 200 | 12,600 | 850   |
| 1-1/2"                                     | 3,000               | 200 | 12,600 | 850   |
| 2"   | 1,450               | 100 | 5,800  | 400   |

### ISO-A FEMALE PIPE COUPLER


| PART # | BODY SIZE | NPT  | LIST PRICE |
|--------|-----------|------|------------|
| ANV14F | 1/4"      | 1/4" | ---        |
| ANV38F | 3/8"      | 3/8" | ---        |
| ANV12F | 1/2"      | 1/2" | ---        |
| ANV34F | 3/4"      | 3/4" | ---        |
| ANV1F  | 1"        | 1"   | ---        |

### ISO-A FEMALE PIPE PLUG

| PART # | BODY SIZE | NPT  | LIST PRICE |
|--------|-----------|------|------------|
| ANV14M | 1/4"      | 1/4" | ---        |
| ANV38M | 3/8"      | 3/8" | ---        |
| ANV12M | 1/2"      | 1/2" | ---        |
| ANV34M | 3/4"      | 3/4" | ---        |
| ANV1M  | 1"        | 1"   | ---        |

### INTERCHANGE DATA:

- Parker 6600, Aeroquip/ Eaton FD56, Dixon 'K' Series.
- Hansen HA 15000, Safeway S56



| ISO 7241-1 Series B ISO-B Interchange ( Connected ) |                     |     |        |       |                     |     |        |       |
|---|---------------------|-----|--------|-------|---------------------|-----|--------|-------|
| Body Size   | Steel Coupler/ Plug |     |        |       | Brass Coupler/ Plug |     |        |       |
|   | Max. Working        |     | Burst  |       | Max. Working        |     | Burst  |       |
|   | PSI                 | Bar | PSI    | Bar   | PSI                 | Bar | PSI    | Bar   |
| 1/4"  | 5,000               | 345 | 22,500 | 1,550 | 3,000               | 200 | 15,000 | 1,000 |
| 3/8"  | 4,000               | 275 | 16,500 | 1,150 | 2,500               | 175 | 12,000 | 800   |
| 1/2"  | 4,000               | 275 | 16,000 | 1,100 | 2,500               | 175 | 11,500 | 750   |
| 3/4"  | 4,000               | 275 | 16,500 | 1,150 | 2,000               | 150 | 12,000 | 800   |
| 1"  | 4,000               | 275 | 16,000 | 1,100 | 1,500               | 100 | 8,500  | 800   |

### INTERCHANGE DATA:

- Parker 60 Series, Snap-tite 72 series, Dixon 'H' series
- Hansen HK - series, Aeroquip/ Eaton FDH5

### ISO-B FEMALE PIPE COUPLER

| PART #    | BODY SIZE | NPT  | LIST PRICE |
|-----------|-----------|------|------------|
| HNV14F    | 1/4"      | 1/4" | ---        |
| HNV14FB   | 1/4"      | 1/4" | ---        |
| HNV38F    | 3/8"      | 3/8" | ---        |
| HNV38FB   | 3/8"      | 3/8" | ---        |
| HNV12F    | 1/2"      | 1/2" | ---        |
| HNV12FB   | 1/2"      | 1/2" | ---        |
| HNV34F    | 3/4"      | 3/4" | ---        |
| HNV34FB   | 3/4"      | 3/4" | ---        |
| HNV-1-F   | 1"        | 1"   | ---        |
| HNV-1-F-B | 1"        | 1"   | ---        |

### B=BRASS



BRASS - HNV SERIES PLUG



BRASS - HNV SERIES COUPLER

### ISO-B FEMALE PIPE PLUG

| PART #    | BODY SIZE | NPT  | LIST PRICE |
|-----------|-----------|------|------------|
| HNV14M    | 1/4"      | 1/4" | ---        |
| HNV14MB   | 1/4"      | 1/4" | ---        |
| HNV38M    | 3/8"      | 3/8" | ---        |
| HNV38MB   | 3/8"      | 3/8" | ---        |
| HNV12M    | 1/2"      | 1/2" | ---        |
| HNV12MB   | 1/2"      | 1/2" | ---        |
| HNV34M    | 3/4"      | 3/4" | ---        |
| HNV34MB   | 3/4"      | 3/4" | ---        |
| HNV-1-M   | 1"        | 1"   | ---        |
| HNV-1-M-B | 1"        | 1"   | ---        |

WARNING: This product can expose you to chemicals, including lead, which are known to the State of California to cause cancer and birth defects or other reproductive harm. For more information, visit www.P65Warnings.ca.gov

# FLUSH FACE ISO

## HYDRAULIC ADAPTERS

### FEATURES

- Steel construction, zinc nickel plated finish. Hardened Nipples and sleeves and solid barstock construction for maximum resistance to damage from hydraulic and mechanical shock.
- This Anti-Blowout Nitrile/ PTFE bonded seal is designed to prevent blow out or damage during severe service conditions.
- Durable ball-locking mechanism assures reliable connection everytime.
- Temp Range -65° to +250°

### ISO 16028

| Body Size | FLUSH FACE                  |     |        |       |
|-----------|-----------------------------|-----|--------|-------|
|           | Steel Coupler/ Plug Coupled |     |        |       |
|           | Maximum Working             |     | Burst  |       |
|           | PSI                         | Bar | PSI    | Bar   |
| 1/4"      | 5,000                       | 345 | 18,270 | 1,200 |
| 3/8"      | 4,000                       | 275 | 18,270 | 1,200 |
| 1/2"      | 4,000                       | 275 | 16,500 | 1,100 |
| 5/8"      | 4,000                       | 275 | 14,800 | 1,000 |
| 3/4"      | 4,000                       | 275 | 12,400 | 850   |
| 1"        | 3,000                       | 200 | 12,600 | 850   |

FF Series  
HTMC  
74C



FEMALE PIPE COUPLER

| PART #  | BODY SIZE | NPT  | LIST PRICE |
|---------|-----------|------|------------|
| FF14F   | 1/4"      | 1/4" | ---        |
| FF38F   | 3/8"      | 3/8" | ---        |
| FF12F   | 1/2"      | 1/2" | ---        |
| FF3812F | 3/8"      | 1/2" | ---        |
| FF1234F | 1/2"      | 3/4" | ---        |
| FF3416F | 3/4"      | 1"   | ---        |
| FF34F   | 3/4"      | 3/4" | ---        |
| FF1F    | 1"        | 1"   | ---        |

FF Series  
HTMN  
74N



FEMALE PIPE PLUG

| PART #  | BODY SIZE | NPT  | LIST PRICE |
|---------|-----------|------|------------|
| FF14M   | 1/4"      | 1/4" | ---        |
| FF38M   | 3/8"      | 3/8" | ---        |
| FF12M   | 1/2"      | 1/2" | ---        |
| FF3812M | 3/8"      | 1/2" | ---        |
| FF1234M | 1/2"      | 3/4" | ---        |
| FF3416M | 3/4"      | 1"   | ---        |
| FF34M   | 3/4"      | 3/4" | ---        |
| FF1M    | 1"        | 1"   | ---        |

## FLAT FACE THREAD LOCK - VEP QUICK COUPLING

### SPECIFICATIONS

| BODY SIZE (IN)       | 1/2(12)      | 3/4(34) | 1(1) | 1-1/2(24) |
|----------------------|--------------|---------|------|-----------|
| Rated Pressure (PSI) | 7000         | 7000    | 6000 | 5000      |
| Rated Flow (GPM)     | 12           | 50      | 88   | 152       |
| Temperature Range    | -20°C +120°C |         |      |           |

Standard seal material is NBR

Test Fluid-Oil = 200 SUS

### APPLICATIONS

- Widely used in public equipment
- Portable construction equipment.
- Hydraulic tools
- Vehicles

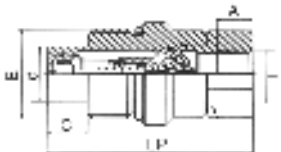
### FEATURES

- New valve design provides better resistance from high flow and the pressure of impulse, thus providing advanced performance.
- Special nipple design for connecting under pressure, allows connection and disconnection with high residual pressures.
- The LSQ-VEP series employs a threaded sleeve locking mechanism, mates with matching male threads on the coupler.
- New plating treatment provides advanced anti-rust performance.
- LSQ-VEP series couplings employ flush valving when connecting or disconnecting, therefore only a small amount of fluid can be lost during disconnecting or air inclusion during reconnection.
- The Anti-Blowout bonded seal is designed to prevent blow-out or damage during severe service conditions.
- Machined form solid steel barstock for durability. Compatible with most other VEP series.
- O-Ring SAE Boss Thread available with import lead time (same list price)



### FEMALE COUPLER

| PART #     | LS   | D    | A    | NPT   | LIST PRICE |
|------------|------|------|------|-------|------------|
| LSQVEP12SF | 4.09 | 1.13 | 0.67 | 1/2   | ---        |
| LSQVEP34SF | 4.49 | 2.13 | 0.79 | 3/4   | ---        |
| LSQVEP1SF  | 5.28 | 2.33 | 0.83 | 1     | ---        |
| LSQVEP20SF | 5.71 | 2.72 | 0.83 | 1-1/4 | ---        |
| LSQVEP24SF | 7.41 | 3.63 | 0.83 | 1-1/2 | ---        |



### FEMALE PLUG

| PART #     | LS   | D    | A    | NPT   | LIST PRICE |
|------------|------|------|------|-------|------------|
| LSQVEP12PF | 4.09 | 1.13 | 0.67 | 1/2   | ---        |
| LSQVEP34PF | 4.49 | 2.13 | 0.79 | 3/4   | ---        |
| LSQVEP1PF  | 5.28 | 2.33 | 0.83 | 1     | ---        |
| LSQVEP20PF | 5.71 | 2.72 | 0.83 | 1-1/4 | ---        |
| LSQVEP24PF | 7.41 | 3.63 | 0.83 | 1-1/2 | ---        |

WARNING: This product can expose you to chemicals, including Cobalt, which are known to the State of California to cause cancer. For more information, visit www.P65Warnings.ca.gov

# QUICK DISCONNECT - HYDRAULIC JACK

## HYDRAULIC ADAPTERS

| AG - Series Agricultural Interchange ( Connected ) |                     |     |        |       |
|--|---------------------|-----|--------|-------|
| Nominal Size                                       | Steel Coupler/ Plug |     |        |       |
|  | Maximum Working     |     | Burst  |       |
|  | PSI                 | Bar | PSI    | Bar   |
| 1/4"   | 4,000               | 275 | 21,000 | 1,500 |
| 3/8"   | 4,000               | 275 | 23,100 | 1,600 |
| 1/2"   | 4,000               | 275 | 16,500 | 1,100 |
| 3/4"   | 3,000               | 200 | 10,300 | 700   |
| 1"   | 3,000               | 200 | 13,000 | 900   |

### Snap-Tite 60 Series



#### FEMALE PIPE COUPLER

| Part # | Body Size | NPT  | List Price |
|--------|-----------|------|------------|
| NV14F  | 1/4"      | 1/4" | ---        |
| NV38F  | 3/8"      | 3/8" | ---        |
| NV12F  | 1/2"      | 1/2" | ---        |
| NV34F  | 3/4"      | 3/4" | ---        |
| NV1F   | 1"        | 1"   | ---        |

#### FEMALE PIPE PLUG

| Part # | Body Size | NPT  | List Price |
|--------|-----------|------|------------|
| NV14M  | 1/4"      | 1/4" | ---        |
| NV38M  | 3/8"      | 3/8" | ---        |
| NV12M  | 1/2"      | 1/2" | ---        |
| NV34M  | 3/4"      | 3/4" | ---        |
| NV1M   | 1"        | 1"   | ---        |

#### FEATURES

- Heavy duty heat treated poppet: valves are standard with rugged, specially-designed seals made of nitrite for leak-free performance in the toughest application.
- High-strength steel valve guides designed for high flow rates and made extra tough for agricultural service.
- Dependable hardened chrome alloy steel locking balls. Heat treated plugs and sleeves.
- Standard seals temp range -40°F to +250°F

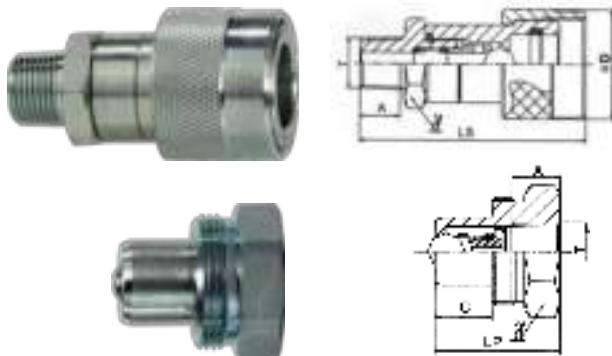
## THREAD LOCK HYDRAULIC JACK COUPLING

### SPECIFICATIONS

#### APPLICATIONS

- Thread lock couplings with their threaded union locking system and precision ball-type check valves are designed for extreme high pressure applications such as portable hydraulic jacks.
- **Ball Type.**

| Body Size                     | 1/4(14)      | 3/8(38) |
|-------------------------------|--------------|---------|
| Rated Pressure                | 10,000       |         |
| Rated Flow (GPM)              | 3            | 6       |
| Temperature Range             | -20°C +120°C |         |
| Standard seal material is NBR |              |         |



#### MALE COUPLER

| PART #   | LS   | D    | HEX  | A    | NPT | LIST PRICE |
|----------|------|------|------|------|-----|------------|
| KZEB14SM | 2.40 | 1.14 | 0.87 | 0.55 | 1/4 | ---        |
| KZEB38SM | 2.91 | 1.38 | 0.98 | 0.57 | 3/8 | ---        |
| KZEB38SM | 2.91 | 1.38 | 0.98 | 0.57 | 3/8 | ---        |

#### FEMALE COUPLER

| PART #   | LS   | D    | HEX  | A    | NPT | LIST PRICE |
|----------|------|------|------|------|-----|------------|
| KZEB14PF | 1.30 | 0.44 | 0.75 | 0.51 | 1/4 | ---        |
| KZEB38PF | 1.38 | 0.63 | 1.26 | 0.55 | 3/8 | ---        |

**WARNING:** This product can expose you to chemicals, including Cobalt, which are known to the State of California to cause cancer. For more information, visit [www.P65Warnings.ca.gov](http://www.P65Warnings.ca.gov)

# HYDRAULIC FLOW CONTROL/ NEEDLE VALVES

## HYDRAULIC ADAPTERS

### MM-FC SERIES FLOW CONTROL VALVES

#### FEATURES:

- Micrometer adjustment knob for accurate valve setting.
- Rugged construction.

#### TECHNICAL DATA:

##### • Materials

Body: Carbon steel w/ black oxide plating  
 Handle: Zinc Alloy  
 Set Screw: Steel  
 Packing: Buna O-Ring/ PTFE stem packing

Maximum Pressure: 5000PSI  
 Temperature Ratings: -4°F to 176°F (-20°C to 80°C)  
 Flow Rate: 0-42 GPM



| PART#     | B    | D1   | D2   | D3        | H1   | H2   | H3   | L1   | L2   | WEIGHT (LBS) | LIST PRICE |
|-----------|------|------|------|-----------|------|------|------|------|------|--------------|------------|
| MMFC4NPT  | 1.10 | 0.76 | 1.18 | 1/4 NPT   | 0.55 | 2.41 | 2.67 | 1.54 | 2.52 | 0.90         | ---        |
| MMFC6NPT  | 1.10 | 0.76 | 1.18 | 3/8 NPT   | 0.55 | 2.41 | 2.67 | 1.69 | 2.75 | 0.90         | ---        |
| MMFC8NPT  | 1.50 | 0.95 | 1.46 | 1/2 NPT   | 0.75 | 3.07 | 3.41 | 2.05 | 3.27 | 2.00         | ---        |
| MMFC12NPT | 1.50 | 0.95 | 1.46 | 3/4 NPT   | 0.75 | 3.08 | 3.41 | 2.19 | 3.50 | 2.00         | ---        |
| MMFC16NPT | 1.89 | 1.38 | 1.89 | 1 NPT     | 0.94 | 4.03 | 4.50 | 2.79 | 4.60 | 4.20         | ---        |
| MMFC20NPT | 2.38 | 1.96 | 2.28 | 1-1/4 NPT | 1.18 | 5.25 | 5.88 | 3.39 | 6.07 | 9.55         | ---        |

### MM-NV SERIES NEEDLE VALVES

#### FEATURES:

- Micrometer adjustment knob for accurate valve setting.
- Rugged construction.

#### TECHNICAL DATA:

##### • Materials

Body: Carbon steel w/ black oxide plating  
 Handle: Zinc Alloy  
 Set Screw: Steel  
 Packing: Buna O-Ring/ PTFE stem packing

Maximum Pressure: 5000PSI  
 Temperature Ratings: -4°F to 176°F (-20°C to 80°C)  
 Flow Rate: 0-42 GPM



| PART#     | B    | D1   | D2   | D3      | H1   | H2   | H3   | L1   | L2   | WEIGHT (LBS) | LIST PRICE |
|-----------|------|------|------|---------|------|------|------|------|------|--------------|------------|
| MMNV4NPT  | 1.10 | 0.76 | 1.18 | 1/4 NPT | 0.55 | 2.41 | 2.67 | 1.07 | 2.13 | 0.90         | ---        |
| MMNV6NPT  | 1.10 | 0.76 | 1.18 | 3/8 NPT | 0.55 | 2.41 | 2.67 | 1.07 | 2.13 | 0.90         | ---        |
| MMNV8NPT  | 1.50 | 0.95 | 1.46 | 1/2 NPT | 0.75 | 3.07 | 3.41 | 1.34 | 2.38 | 2.00         | ---        |
| MMNV12NPT | 1.50 | 0.95 | 1.46 | 3/4 NPT | 0.75 | 3.08 | 3.41 | 1.54 | 3.09 | 2.00         | ---        |
| MMNV16NPT | 1.89 | 1.38 | 1.89 | 1 NPT   | 0.94 | 4.03 | 4.50 | 1.81 | 3.62 | 4.20         | ---        |

**WARNING:** This product can expose you to chemicals, including cobalt, which are known to the State of California to cause cancer and birth defects or other reproductive harm. For more information, visit [www.P65Warnings.ca.gov](http://www.P65Warnings.ca.gov)

# HYDRAULIC FLOW CONTROL/ BREATHERS

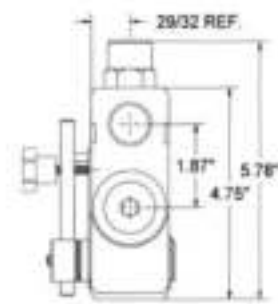
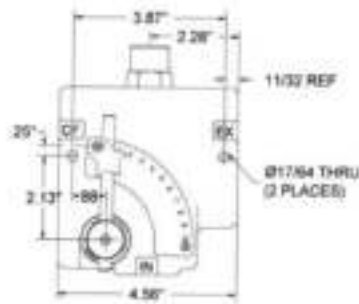
## HYDRAULIC ADAPTERS

### PRESSURE COMPENSATING VARIABLE FLOW CONTROL

**FEATURES:**

MFC-51 model is a full range pressure compensating variable flow control. It is designed so that the orifice area varies as the lever is rotated. The outlet flow is smooth and constant regardless of the pressure on the control flow or excess flow ports. An adjustable ball spring relief allows for pressure compensated flow up to the pressure setting on the relief. Relief valves are preset at 1500 PSI and field adjustable from 750 to 3000 PSI.

- Materials: Cast Iron Body, Heat Treated Compensator Spool, Stainless Steel Rotary Spool, Buna N "O" Rings (Standard)
- **ALL ARE STANDARD FLOW CONTROL**
- **ALL HAVE ADJUSTABLE BALL SPRING RELIEF**
- **SAE PORT AVAILABLE. MINIMUM ORDER REQUIRED**



| PART#  | SIZE       | FLOW     | LIST PRICE |
|--------|------------|----------|------------|
| MFC38N | 3/8" - NPT | 0-8 gpm  | ---        |
| MFC12N | 1/2" - NPT | 0-16 gpm | ---        |
| MFC34N | 3/4" - NPT | 0-30 gpm | ---        |

### SCREW-ON TYPE AIR BREATHERS



- **Chrome Plated Steel**
- **1/4 To 1 Inch NPT**
- **40 Micron Breather**

|        |    |     |     |
|--------|----|-----|-----|
| MB4004 | 10 | 1/4 | --- |
| MB4006 | 10 | 3/8 | --- |
| MB4008 | 10 | 1/2 | --- |
| MB4012 | 25 | 3/4 | --- |
| MB4016 | 25 | 1   | --- |

**WARNING:** This product can expose you to chemicals, including Chromium, which are known to the State of California to cause cancer and birth defects or other reproductive harm. For more information, visit [www.P65Warnings.ca.gov](http://www.P65Warnings.ca.gov)



### STEEL FLANGE ADAPTERS

#### CONFORMANCE

- SAE J518

#### MATERIALS

- Steel per SAE J518 with either black phosphate finish or plated zinc finish or iridite dip. Stainless Steel available upon request.

#### WORKING PRESSURES

The following table lists the recommended working pressures for steel Four-bolt Solid and Split Flange Fittings and Hose Ends manufactured in accordance with SAE standards J518 and J517. SAE recommends sufficient testing to be conducted to assure that performance levels will be safe and satisfactory, especially if installed in systems operating at elevated pressures or in severe conditions. When using Flanged Fittings that have a threaded connection on one end, use the lower pressure rating of the two.

**Caution:** Although many Four-bolt Flanged Fittings have sufficient structural integrity to support the weight of many components, we recommend consulting with our technical support department for guidance in selection of parts for this purpose.

#### SAE J518 FOUR-BOLT CODE 61 FLANGE PRESSURE RATINGS

| Dash Size | Flange Head OD Inches | 4 TO 1 Minimum Burst PSI |
|-----------|-----------------------|--------------------------|
| -8        | 1-3/16 - 1.188        | 5000                     |
| -12       | 1-1/2 - 1.500         | 5000                     |
| -16       | 1-3/4 - 1.750         | 5000                     |
| -20       | 2 - 2.000             | 4000                     |
| -24       | 2-3/8 - 2.375         | 3000                     |
| -32       | 2-13/16 - 2.812       | 3000                     |
| -40       | 3-5/16 - 3.312        | 2500                     |
| -48       | 4 - 4.000             | 2000                     |
| -56       | 4-1/2 - 4.500         | 500                      |
| -64       | 5 - 5.000             | 500                      |
| -80       | 6 - 6.000             | 500                      |

#### SAE J518 FOUR-BOLT CODE 62 FLANGE PRESSURE RATINGS

| Dash Size | Flange Head OD Inches | 4 TO 1 Minimum Burst PSI |
|-----------|-----------------------|--------------------------|
| -8        | 1-1/4 - 1.250         | 6000                     |
| -12       | 1-5/8 - 1.625         | 6000                     |
| -16       | 1-7/8 - 1.875         | 6000                     |
| -20       | 2-1/8 - 2.125         | 6000                     |
| -24       | 2-1/2 - 2.500         | 6000                     |
| -32       | 3-1/8 - 3.125         | 6000                     |

### STEEL FLANGE ADAPTERS ASSEMBLY INSTRUCTIONS

#### RECOMMENDED SOLID FOUR-BOLT

- Step 1.** Inspect port area to be smooth and free of nicks, burrs, scratches, or contaminants.
- Step 2.** Lubricate the o-ring and place in flange head groove.
- Step 3.** Lubricate screw threads, slip lock washers onto screws, and insert screws into flange
- Step 4.** Position flange on port and finger tighten all screws.
- Step 5.** Torque the screws in a figure eight sequence, incrementally until the appropriate torque value in the following table is achieved.

#### J518 CODE 61 AND CODE 62 FLANGE MINIMUM TORQUE VALUES

| Dash Size | Port Size | Code 61 Foot/Lbs. | Code 62 Foot/Lbs. |
|-----------|-----------|-------------------|-------------------|
| -8        | 1/2"      | 15-19             | 15-19             |
| -12       | 3/4"      | 20-29             | 25-33             |
| -16       | 1"        | 27-35             | 41-50             |
| -20       | 1-1/4"    | 35-46             | 62-75             |
| -24       | 1-1/2"    | 46-58             | 116-133           |
| -32       | 2"        | 53-67             | 200-217           |
| -40       | 2-1/2"    | 79                | NA                |
| -48       | 3"        | 137               | NA                |
| -56       | 3-1/2"    | 116               | NA                |
| -64       | 4"        | 116               | NA                |
| -80       | 5"        | 116               | NA                |

#### RECOMMENDED SPLIT FOUR-BOLT

- Step 1.** Follow steps 1 through 3 above, then proceed to the following steps.
- Step 2.** Position both flanges on port and turn one screw in each flange about three turns.
- Step 3.** Rotate each flange away from the port for sufficient clearance to position hose or fitting flange head on port.
- Step 4.** Close each flange until it properly captures flange head. Insert remaining screws and finger tighten.
- Step 5.** Torque the screws in a figure eight sequence incrementally until the appropriate torque value in the preceding table is achieved.

#### WHY WET TORQUE?

Due to the difference in plating types and thickness, materials, and thread quality of different components, the coefficient of friction varies greatly on any given assembly. Lubrication not only produces a more consistent coefficient of friction, it increases clamping force on sealing area with less torque on the threads. Overtightening causes threads to yield, deform and lose their ability to maintain an adequate load or clamping force on the seating area. Extended operation and severe conditions cause further yielding which results in leaks. Overtightening is the single greatest cause for leaks in metal to metal seat hydraulic connections. It is our firm position, that to not wet torque, is to compromise consistency and quality for convenience.

# FLANGE ADAPTERS

## HYDRAULIC ADAPTERS

### JIC FLANGE ADAPTER

CODE 61

6840  
503



3000 PSI

| PART #   | JIC TUBE SIZE 1 | FLANGE SIZE 2 | LIST PRICE |
|----------|-----------------|---------------|------------|
| 170088   | 1/2             | 1/2           | ---        |
| 1700812  | 1/2             | 3/4           | ---        |
| 17001212 | 3/4             | 3/4           | ---        |
| 17001216 | 3/4             | 1             | ---        |
| 17001612 | 1               | 3/4           | ---        |
| 17001616 | 1               | 1             | ---        |
| 17001620 | 1               | 1-1/4         | ---        |
| 17001624 | 1               | 1-1/2         | ---        |
| 17002016 | 1-1/4           | 1             | ---        |
| 17002020 | 1-1/4           | 1-1/4         | ---        |
| 17002024 | 1-1/4           | 1-1/2         | ---        |
| 17002032 | 1-1/4           | 2             | ---        |
| 17002420 | 1-1/2           | 1-1/4         | ---        |
| 17002424 | 1-1/2           | 1-1/2         | ---        |
| 17002432 | 1-1/2           | 2             | ---        |
| 17003232 | 2               | 2             | ---        |

6840 503

### JIC FLANGE 450 ADAPTER

CODE 61

6845  
505



3000 PSI

| PART #   | JIC TUBE SIZE 1 | FLANGE SIZE 2 | LIST PRICE |
|----------|-----------------|---------------|------------|
| 170388   | 1/2             | 1/2           | ---        |
| 1703812  | 1/2             | 3/4           | ---        |
| 17031212 | 3/4             | 3/4           | ---        |
| 17031216 | 3/4             | 1             | ---        |
| 17031612 | 1               | 3/4           | ---        |
| 17031616 | 1               | 1             | ---        |
| 17031620 | 1               | 1-1/4         | ---        |
| 17032016 | 1-1/4           | 1             | ---        |
| 17032020 | 1-1/4           | 1-1/4         | ---        |
| 17032024 | 1-1/4           | 1-1/2         | ---        |
| 17032420 | 1-1/2           | 1-1/4         | ---        |
| 17032424 | 1-1/2           | 1-1/2         | ---        |
| 17032432 | 1-1/2           | 2             | ---        |
| 17033232 | 2               | 2             | ---        |

6845 505

### JIC FLANGE 90° ADAPTER

CODE 61



3000 PSI

| PART #   | JIC TUBE SIZE 1 | FLANGE SIZE 2 | LIST PRICE |
|----------|-----------------|---------------|------------|
| 170488   | 1/2             | 1/2           | ---        |
| 1704812  | 1/2             | 3/4           | ---        |
| 17041016 | 5/8             | 1             | ---        |
| 17041212 | 3/4             | 3/4           | ---        |
| 17041216 | 3/4             | 1             | ---        |
| 17041220 | 3/4             | 1-1/4         | ---        |
| 17041612 | 1               | 3/4           | ---        |
| 17041616 | 1               | 1             | ---        |
| 17041620 | 1               | 1-1/4         | ---        |
| 17041624 | 1               | 1-1/2         | ---        |
| 17042016 | 1-1/4           | 1             | ---        |
| 17042020 | 1-1/4           | 1-1/4         | ---        |
| 17042024 | 1-1/4           | 1-1/2         | ---        |
| 17042032 | 1-1/4           | 2             | ---        |
| 17042420 | 1-1/2           | 1-1/4         | ---        |
| 17042424 | 1-1/2           | 1-1/2         | ---        |
| 17042432 | 1-1/2           | 2             | ---        |
| 17043232 | 2               | 2             | ---        |

6890 504

### JIC FLANGE ADAPTER

CODE 62



6000 PSI

| PART #   | JIC PIPE SIZE 1 | FLANGE SIZE 2 | LIST PRICE |
|----------|-----------------|---------------|------------|
| 180088   | 1/2             | 1/2           | ---        |
| 18001212 | 3/4             | 3/4           | ---        |
| 18001216 | 3/4             | 1             | ---        |
| 18001612 | 1               | 3/4           | ---        |
| 18001616 | 1               | 1             | ---        |
| 18001620 | 1               | 1-1/4         | ---        |
| 18001624 | 1               | 1-1/2         | ---        |
| 18002016 | 1-1/4           | 1             | ---        |
| 18002020 | 1-1/4           | 1-1/4         | ---        |
| 18002024 | 1-1/4           | 1-1/2         | ---        |
| 18002420 | 1-1/2           | 1-1/4         | ---        |
| 18002424 | 1-1/2           | 1-1/2         | ---        |

6842

# FLANGE ADAPTERS

## HYDRAULIC ADAPTERS

### JIC FLANGE 45° ADAPTER CODE 62



6000 PSI

| PART #   | JIC THREAD SIZE 1 | FLANGE SIZE 2 | LIST PRICE |
|----------|-------------------|---------------|------------|
| 18031212 | 3/4               | 3/4           | ---        |
| 18031216 | 3/4               | 1             | ---        |
| 18031612 | 1                 | 3/4           | ---        |
| 18031616 | 1                 | 1             | ---        |
| 18031620 | 1                 | 1-1/4         | ---        |
| 18031624 | 1                 | 1-1/2         | ---        |
| 18032016 | 1-1/4             | 1             | ---        |
| 18032020 | 1-1/4             | 1-1/4         | ---        |
| 18032024 | 1-1/4             | 1-1/2         | ---        |
| 18032420 | 1-1/2             | 1-1/4         | ---        |
| 18032424 | 1-1/2             | 1-1/2         | ---        |
| 18033232 | 2                 | 2             | ---        |

6847 508

### JIC FLANGE 90° ADAPTER - CODE 62



6000 PSI

| PART #   | JIC THREAD SIZE 1 | FLANGE SIZE 2 | LIST PRICE |
|----------|-------------------|---------------|------------|
| 18041212 | 3/4               | 3/4           | ---        |
| 18041216 | 3/4               | 1             | ---        |
| 18041220 | 3/4               | 1-1/4         | ---        |
| 18041612 | 1                 | 3/4           | ---        |
| 18041616 | 1                 | 1             | ---        |
| 18041620 | 1                 | 1-1/4         | ---        |
| 18041624 | 1                 | 1-1/2         | ---        |
| 18042016 | 1-1/4             | 1             | ---        |
| 18042020 | 1-1/4             | 1-1/4         | ---        |
| 18042024 | 1-1/4             | 1-1/2         | ---        |
| 18042420 | 1-1/2             | 1-1/4         | ---        |
| 18042424 | 1-1/2             | 1-1/2         | ---        |
| 18043232 | 2                 | 2             | ---        |

6842

### SPLIT FLANGE PLUG - CODE 61



3000 PSI

| PART # | FLANGE SIZE | LIST PRICE |
|--------|-------------|------------|
| 196112 | 3/4         | ---        |
| 196116 | 1           | ---        |
| 196120 | 1-1/4       | ---        |
| 196124 | 1-1/2       | ---        |
| 196132 | 2           | ---        |

6861P

### SPLIT FLANGE PLUG CODE 62



6862P

6000 PSI

| PART # | FLANGE SIZE | LIST PRICE |
|--------|-------------|------------|
| 196212 | 3/4         | ---        |
| 196216 | 1           | ---        |
| 196220 | 1-1/4       | ---        |
| 196224 | 1-1/2       | ---        |
| 196232 | 2           | ---        |

6862P

### SPLIT FLANGE KIT CODE 61

SFK



3000 PSI

| PART # | FLANGE SIZE | FLANGE HEAD DIA. | LIST PRICE |
|--------|-------------|------------------|------------|
| 190112 | 3/4         | 1.50             | ---        |
| 190116 | 1           | 1.75             | ---        |
| 190120 | 1-1/4       | 2.00             | ---        |
| 190124 | 1-1/2       | 2.38             | ---        |
| 190132 | 2           | 2.81             | ---        |

### SPLIT FLANGE KIT CODE 62

SFXK



6000 PSI

| PART # | FLANGE SIZE | FLANGE HEAD DIAMETER | LIST PRICE |
|--------|-------------|----------------------|------------|
| 190212 | 3/4         | 1.63                 | ---        |
| 190216 | 1           | 1.88                 | ---        |
| 190220 | 1-1/4       | 2.12                 | ---        |
| 190224 | 1-1/2       | 2.50                 | ---        |
| 190232 | 2           | 3.12                 | ---        |

# FLANGE ADAPTERS

## HYDRAULIC ADAPTERS

SPLIT FLANGE HALF  
CODE 61 SF



3000 PSI

| PART # | FLANGE SIZE | FLANGE HEAD DIAMETER | LIST PRICE |
|--------|-------------|----------------------|------------|
| 206112 | 3/4         | 1.50                 | ---        |
| 206116 | 1           | 1.75                 | ---        |
| 206120 | 1-1/4       | 2.00                 | ---        |
| 206124 | 1-1/2       | 2.38                 | ---        |
| 206132 | 2           | 2.81                 | ---        |

SPLIT FLANGE HALF  
CODE 62 SFX



6000 PSI

| PART # | FLANGE SIZE | FLANGE HEAD DIAMETER | LIST PRICE |
|--------|-------------|----------------------|------------|
| 206212 | 3/4         | 1.63                 | ---        |
| 206216 | 1           | 1.88                 | ---        |
| 206220 | 1-1/4       | 2.12                 | ---        |
| 206224 | 1-1/2       | 2.50                 | ---        |
| 206232 | 2           | 3.12                 | ---        |

PIPE THREAD FLANGE PAD  
CODE 61 W43



3000 PSI

| PART #   | PIPE SIZE | LIST PRICE |
|----------|-----------|------------|
| 226188   | 1/2       | ---        |
| 22611212 | 3/4       | ---        |
| 22611616 | 1         | ---        |
| 22612020 | 1-1/4     | ---        |
| 22612424 | 1-1/2     | ---        |
| 22613232 | 2         | ---        |

PIPE THREAD FLANGE PAD  
CODE 62 W44



6000 PSI

| PART #   | PIPE SIZE | LIST PRICE |
|----------|-----------|------------|
| 22621212 | 3/4       | ---        |
| 22621616 | 1         | ---        |
| 22622020 | 1-1/4     | ---        |
| 22622424 | 1-1/2     | ---        |
| 22623232 | 2         | ---        |

O-RING FLANGE PAD  
CODE 61 W46



3000 PSI

| PART #   | O-RING TUBE SIZE | PAD SIZE | LIST PRICE |
|----------|------------------|----------|------------|
| 23611212 | 3/4              | 3/4      | ---        |
| 23611616 | 1                | 1        | ---        |
| 23612020 | 1-1/4            | 1-1/4    | ---        |
| 23612424 | 1-1/2            | 1-1/2    | ---        |

O-RING FLANGE PAD  
CODE 62 W48



6000 PSI

| PART #   | O-RING TUBE SIZE | PAD SIZE | LIST PRICE |
|----------|------------------|----------|------------|
| 23621212 | 3/4              | 3/4      | ---        |
| 23621616 | 1                | 1        | ---        |
| 23622020 | 1-1/4            | 1-1/4    | ---        |
| 23622424 | 1-1/2            | 1-1/2    | ---        |

# STAINLESS STEEL ADAPTERS

PIPE SWIVELS



JIC FITTINGS



BULKHEAD FITTINGS



PIPE FITTINGS



SAE O-RING BOSS



JIC FEMALE SWIVELS



HOSE CRIMP FITTINGS



ALL MALE THREADS SHIPPED WITH  
PROTECTIVE COVER



## TECHNICAL INFORMATION

### 316 STAINLESS STEEL ADAPTERS

#### PRESSURE RATINGS

The hydraulic tube fittings represented by Stainless Adapters Inc. conform to the performance requirements specified in SAE J514, SAE J518, SAE J1453, SAE J1926/ISO 11926 and related standards.

The working pressure ratings listed below are based on a 4:1 design factor for minimum burst. As specified in SAE J514, these are dynamic pressure ratings and the fittings are capable of passing a cyclic endurance (impulse) test for one million cycles at 133 % of the corresponding working pressure.

The rated working pressure for any fitting is based on the lowest pressure rated fitting end. For example, a fitting may include one -4 (1/4") male 37-degree tube end and one -6 (3/8") male pipe end. From the tables below, the rated working pressure for the -4 male 37-degree tube end is 34.5 MPa (5,000 psi) and the rated working pressure of the -6 (3/8") male pipe end is 21 MPa (3,000 psi). The rated working pressure of the fitting would be 21 MPa (3,000 psi).

For proper performance, the design of any hydraulic system should take into consideration the rated working pressures for each of the components of the system, including standard ratings for hose and tubing components and assemblies. For any application, testing should be performed to assure safe and satisfactory performance.

| Pressure Ratings for Fittings With NPTF Pipe Threads and Adapter Unions |                    |  |  |                                 |       |                |       |
|---|--------------------|--|--|---------------------------------|-------|----------------|-------|
| Nominal Pipe Size   |                    | Thread Size  |  | Working Pressures               |       |                |       |
| Nom SAE Dash Size   | Nom Inch Pipe O.D. | Dryseal Pipe Thread (NPTF <sup>1</sup> ) Male and Female | Straight Pipe Thread (NPSM <sup>2</sup> ) Female Swivels | Fittings With NPTF Pipe Threads |       | Adapter Unions |       |
|   |                    |  |  | MPa                             | psi   | MPa            | psi   |
| -2  | 1/8                | 1/8-27   | 1/8-27   | 34.5                            | 5,000 | 34.5           | 5,000 |
| -4  | 1/4                | 1/4-18   | 1/4-18   | 27.5                            | 4,000 | 34.5           | 5,000 |
| -6  | 3/8                | 3/8-18   | 3/8-18   | 21                              | 3,000 | 27.6           | 4,000 |
| -8  | 1/2                | 1/2-14   | 1/2-14   | 21                              | 3,000 | 24.1           | 3,500 |
| -12   | 3/4                | 3/4-14   | 3/4-14   | 17                              | 2,500 | 15.5           | 2,250 |
| -16   | 1                  | 1-11-1/2   | 1-11-1/2   | 14                              | 2,000 | 13.8           | 2,000 |
| -20   | 1 1/4              | 1-1/4-11-1/2   | 1-1/4-11-1/2   | 8                               | 1,150 | 11.2           | 1,625 |
| -24   | 1 1/2              | 1-1/2-11-1/2   | 1-1/2-11-1/2   | 7                               | 1,000 | 8.6            | 1,250 |
| -32   | 2                  | 2-11-1/2   | 2-11-1/2   | 7                               | 1,000 | 7.8            | 1,125 |

1) Dryseal American Standard Taper Pipe Thread

2) American Standard Straight Pipe Thread for Mechanical Joints

#### ■ Temperature Rating

| Material            | Identify | Max. Temperature (°F/°C) |
|---------------------|----------|--------------------------|
| 316 Stainless Steel | SS       | 1000(537)                |
| Urethane            | U        | 400(204)                 |
| Carbon Steel        | C        | 375(190)                 |

# TECHNICAL INFORMATION

## 316 STAINLESS STEEL ADAPTERS

### Pressure Ratings

37° Flare SAE J514

Allowable Working Pressure Ratings (Capable of 4 to 1 Min. Burst)

| Nom.SAE Dash Size | Nom.Tube O.D Inches | 37°Flare Straight Thread | Nom.Pipe Size | SAE St. Threads Union and Bulkhead (psi) | Fittings with Pipe Threads (psi) |
|-------------------|---------------------|--------------------------|---------------|--|----------------------------------|
| 2                 | 1/8                 | 5/16" - 24               | 1/8"          | 5000                                     | 5000                             |
| 3                 | 3/16                | 3/8" - 24                | 1/8"          | 5000                                     | 5000                             |
| 4                 | 1/4                 | 7/16" - 20               | 1/8"          | 5000                                     | 5000                             |
| 5                 | 5/16                | 1/2" - 20                | 1/8"          | 5000                                     | 5000                             |
| 6                 | 3/8                 | 9/16" - 18               | 1/4"          | 5000                                     | 5000                             |
| 8                 | 1/2                 | 3/4" - 16                | 3/8"          | 4500                                     | 4000                             |
| 10                | 5/8                 | 7/8" - 14                | 1/2"          | 3500                                     | 3000                             |
| 12                | 3/4                 | 1 1/16" - 12             | 3/4"          | 3500                                     | 3000                             |
| 14                | 7/8                 | 1 3/16" - 12             | 3/4"          | 3000                                     | 2500                             |
| 16                | 1                   | 1 5/16" - 12             | 1"            | 3000                                     | 2000                             |
| 20                | 1 1/4               | 1 5/8" - 12              | 1 1/4"        | 2500                                     | 1150                             |
| 24                | 1 1/2               | 1 7/8" - 12              | 1 1/2"        | 2000                                     | 1000                             |
| 32                | 2                   | 2 1/2" - 12              | 2"            | 1500                                     | 1000                             |

JIC threads conform to SAE J514 specifications

### NPT

| Size Designator | NPT Size | 316 Stainless Steel |     |        |     |
|-----------------|----------|---------------------|-----|--------|-----|
|                 |          | Male                |     | Female |     |
|                 |          | psig                | bar | psig   | bar |
| 1               | 1/16     | 11000               | 757 | 6700   | 461 |
| 2               | 1/8      | 10000               | 689 | 6500   | 447 |
| 4               | 1/4      | 8000                | 551 | 6800   | 454 |
| 6               | 3/8      | 7800                | 537 | 5300   | 365 |
| 8               | 1/2      | 7700                | 530 | 4900   | 337 |
| 12              | 3/4      | 7300                | 502 | 4600   | 316 |
| 16              | 1        | 5300                | 385 | 4400   | 303 |
| 20              | 1 1/4    | 6000                | 413 | 5000   | 344 |
| 24              | 1 1/2    | 5000                | 344 | 4800   | 316 |
| 32              | 2        | 3900                | 268 | 3900   | 268 |

NPT threads meet the requirements of ASME/ANSI B.1.20.1

**FEMALE PIPE SWIVELS**

316 STAINLESS STEEL ADAPTERS

**MALE NPT X FEMALE NPSM SWIVEL**

| PART #       | (A) MNPT SIZE | (B) FNPT SIZE | (A) MNPT THREAD | (B) FNPT THREAD | (L)   | LIST PRICE |
|--------------|---------------|---------------|-----------------|-----------------|-------|------------|
| SS1404-04-04 | 1/4           | 1/4           | 1/4-18          | 1/4-18          | 1.440 | ---        |
| SS1404-04-06 | 1/4           | 3/8           |                 |                 |       |            |
| SS1404-06-06 | 3/8           | 3/8           | 3/8-18          | 3/8-18          | 1.560 | ---        |
| SS1404-06-08 | 3/8           | 1/2           |                 |                 |       |            |
| SS1404-08-08 | 1/2           | 1/2           | 1/2-14          | 1/2-14          | 1.940 | ---        |
| SS1404-12-12 | 3/4           | 3/4           | 3/4-14          | 3/4-14          | 2.060 | ---        |
| SS1404-16-16 | 1             | 1             | 1-11 1/2        | 1-11 1/2        | 2.380 | ---        |

SSP: PSX-XC / PARKER: 0107-X-X-SS / AEROQUIP: 259-2045-X-X

**316 STAINLESS STEEL FEMALE NPT X FEMALE NPSM SWIVEL**

| PART         | (A) FNPT SIZE | (B) FNPT SIZE | (A) FNPT THREAD | (B) FNPT THREAD | (L)   | LIST PRICE |
|--------------|---------------|---------------|-----------------|-----------------|-------|------------|
| SS1405-04-04 | 1/4           | 1/4           | 1/4-18          | 1/4-18          | 1.440 | ---        |
| SS1405-06-06 | 3/8           | 3/8           | 3/8-18          | 3/8-18          | 1.560 | ---        |
| SS1405-08-08 | 1/2           | 1/2           | 1/2-14          | 1/2-14          | 1.830 | ---        |
| SS1405-12-12 | 3/4           | 3/4           | 3/4-14          | 3/4-14          | 1.960 | ---        |
| SS1405-16-16 | 1             | 1             | 1-11 1/2        | 1-11 1/2        | 2.300 | ---        |

SSP: PSX-XFC / PARKER: 0207-X-X-SS / AEROQUIP: 259-2046-X-X



## JIC 37°

### 316 STAINLESS STEEL ADAPTERS

#### JIC TUBE SLEEVE



| PART     | (A) SIZE | (L)  | LIST PRICE |
|----------|----------|------|------------|
| SS319-04 | 1/4      | .409 | ----       |
| SS319-06 | 3/8      | .500 | ---        |
| SS319-08 | 1/2      | .559 | ---        |
| SS319-10 | 5/8      | .661 | ---        |
| SS319-12 | 3/4      | .681 | ---        |
| SS319-16 | 1        | .779 | ---        |
| SS319-20 | 1-1/4    |      |            |
| SS319-24 | 1-1/2    |      |            |
| SS319-32 | 2        |      |            |

SSP: JXS / PARKER: XTX-SS / AEROQUIP: 259-900605-X

#### JIC TUBE NUT



| PART     | (A) FJIC SIZE | (A) THREAD | HEX   | (L)   | LIST PRICE |
|----------|---------------|------------|-------|-------|------------|
| SS318-04 | 1/4           | 7/16-20    | 9/16  | .622  | ---        |
| SS318-06 | 3/8           | 9/16-18    | 11/16 | .728  | ---        |
| SS318-08 | 1/2           | 3/4-16     | 7/8   | .850  | ---        |
| SS318-10 | 5/8           | 7/8-14     | 1     | .980  | ---        |
| SS318-12 | 3/4           | 1-1/16-12  | 1-1/4 | 1.031 | ---        |
| SS318-16 | 1             | 1-5/16-12  | 1-1/2 | 1.129 | ---        |
| SS318-20 | 1-1/4         |            |       |       |            |
| SS318-24 | 1-1/2         |            |       |       |            |
| SS318-32 | 2             |            |       |       |            |

SSP: JXN / PARKER: XBTX-SS / AEROQUIP: 259-1290-X

#### JIC CAP



| PART       | (A) FJIC SIZE | (A) THREAD | HEX   | (L) LENGTH | LIST PRICE |
|------------|---------------|------------|-------|------------|------------|
| SS304-C-04 | 1/4           | 7/16-20    | 9/16  | .594       | ---        |
| SS304-C-06 | 3/8           | 9/16-18    | 11/16 | .625       | ---        |
| SS304-C-08 | 1/2           | 3/4-16     | 7/8   | .748       | ---        |
| SS304-C-10 | 5/8           | 7/8-14     | 1     | .842       | ---        |
| SS304-C-12 | 3/4           | 1-1/16-12  | 1-1/4 | .905       | ---        |
| SS304-C-16 | 1             | 1-5/16-12  | 1-1/2 | 1.015      | ---        |

SSP: AJXZ / PARKER: X FNTX-SS / AEROQUIP: 259-210292-X

**STRAIGHTS JIC FLARE 37°**

316 STAINLESS STEEL ADAPTERS

**MALE JIC UNION**

| PART         | (A) MJIC SIZE | (B) MJIC SIZE | (A) MJIC THREAD | (B) MJIC THREAD | (L)   | LIST PRICE |
|--------------|---------------|---------------|-----------------|-----------------|-------|------------|
| SS2403-04-04 | 1/4           | 1/4           | 7/16-20         | 7/16-20         | 1.370 | ---        |
| SS2403-05-05 | 5/16          | 5/16          |                 |                 |       |            |
| SS2403-06-04 | 3/8           | 1/4           | 9/16-18         | 7/16-20         | 1.401 | ---        |
| SS2403-06-06 | 3/8           | 3/8           | 9/16-18         | 9/16-18         | 1.409 | ---        |
| SS2403-08-04 | 1/2           | 1/4           | 3/4-16          | 7/16-20         | 1.511 | ---        |
| SS2403-08-06 | 1/2           | 3/8           | 3/4-16          | 9/16-18         | 1.519 | ---        |
| SS2403-08-08 | 1/2           | 1/2           | 3/4-16          | 3/4-16          | 1.618 | ---        |
| SS2403-10-08 | 5/8           | 1/2           | 7/8-14          | 3/4-16          | 1.779 | ---        |
| SS2403-10-10 | 5/8           | 5/8           | 7/8-14          | 7/8-14          | 1.881 | ---        |
| SS2403-12-04 | 3/4           | 1/4           | 1-1/16-12       | 7/16-20         | 1.850 | ---        |
| SS2403-12-06 | 3/4           | 3/8           | 1-1/16-12       | 9/16-18         | 1.850 | ---        |
| SS2403-12-08 | 3/4           | 1/2           | 1-1/16-12       | 3/4-16          | 1.948 | ---        |
| SS2403-12-12 | 3/4           | 3/4           | 1-1/16-12       | 1-1/16-12       | 2.161 | ---        |
| SS2403-16-12 | 1             | 3/4           | 1-5/16-12       | 1-1/16-12       | 2.318 | ---        |
| SS2403-16-16 | 1             | 1             | 1-5/16-12       | 1-5/16-12       | 2.251 | ---        |
| SS2403-20-20 | 1-1/4         | 1-1/4         |                 |                 |       |            |

SSP: JX-XU / PARKER: HTX-SS / AEROQUIP: 259-2027-X-X

**MALE JIC X MALE NPT ADAPTER**

| PART         | (A) MJIC SIZE | (B) MNPT SIZE | (A) MJIC THREAD | (B) MNPT THREAD | (L)   | LIST PRICE |
|--------------|---------------|---------------|-----------------|-----------------|-------|------------|
| SS2404-04-02 | 1/4           | 1/8           | 7/16-20         | 1/8-27          | 1.220 | ---        |
| SS2404-04-04 | 1/4           | 1/4           | 7/16-20         | 1/4-18          | 1.421 | ---        |
| SS2404-04-06 | 1/4           | 3/8           | 7/16-20         | 3/8-18          | 1.421 | ---        |
| SS2404-04-08 | 1/4           | 1/2           | 7/16-20         | 1/2-14          | 1.681 | ---        |
| SS2404-06-04 | 3/8           | 1/4           | 9/16-18         | 1/4-18          | 1.429 | ---        |
| SS2404-06-06 | 3/8           | 3/8           | 9/16-18         | 3/8-18          | 1.440 | ---        |
| SS2404-06-08 | 3/8           | 1/2           | 9/16-18         | 1/2-14          | 1.688 | ---        |
| SS2404-08-04 | 1/2           | 1/4           | 3/4-16          | 1/4-18          | 1.519 | ---        |
| SS2404-08-06 | 1/2           | 3/8           | 3/4-16          | 3/8-18          | 1.531 | ---        |
| SS2404-08-08 | 1/2           | 1/2           | 3/4-16          | 1/2-14          | 1.712 | ---        |
| SS2404-08-12 | 1/2           | 3/4           | 3/4-16          | 3/4-14          | 1.850 | ---        |
| SS2404-08-16 | 1/2           | 1             | 3/4-16          | 1-11 1/2        | 2.050 | ---        |
| SS2404-10-08 | 5/8           | 1/2           | 7/8-14          | 1/2-14          | 1.889 | ---        |
| SS2404-12-08 | 3/4           | 1/2           | 1-1/16-12       | 1/2-14          | 2.059 | ---        |
| SS2404-12-12 | 3/4           | 3/4           | 1-1/16-12       | 3/4-14          | 2.059 | ---        |
| SS2404-12-16 | 3/4           | 1             | 1-1/16-12       | 1-11 1/2        | 2.250 | ---        |
| SS2404-16-08 | 1             | 1/2           | 1-5/16-12       | 1/2-14          | 2.100 | ---        |
| SS2404-16-12 | 1             | 3/4           | 1-5/16-12       | 3/4-14          | 2.110 | ---        |
| SS2404-16-16 | 1             | 1             | 1-5/16-12       | 1-11 1/2        | 2.299 | ---        |
| SS2404-24-24 | 1-1/2         | 1-1/2         |                 |                 |       |            |
| SS2404-32-32 | 2             | 2             |                 |                 |       |            |

SWAGELOK: SS-X-AN-1-X / SSP: JXC / PARKER: X FTX-SS / AEROQUIP 259-2021-X-X

**MALE JIC X FEMALE NPT ADAPTER**

| PART         | (A) MJIC SIZE | (B) FNPT SIZE | (A) MJIC THREAD | (B) FNPT THREAD | (L)   | LIST PRICE |
|--------------|---------------|---------------|-----------------|-----------------|-------|------------|
| SS2405-04-04 | 1/4           | 1/4           | 7/16-20         | 1/4-18          | 1.389 | ---        |
| SS2405-06-04 | 3/8           | 1/4           | 9/16-18         | 1/4-18          | 1.409 | ---        |
| SS2405-06-06 | 3/8           | 3/8           | 9/16-18         | 3/8-18          | 1.470 | ---        |
| SS2405-08-08 | 1/2           | 1/2           | 3/4-16          | 1/2-14          | 1.790 | ---        |
| SS2405-12-12 | 3/4           | 3/4           | 1-1/16-12       | 3/4-14          | 2.059 | ---        |
| SS2405-16-16 | 1             | 1             | 1-5/16-12       | 1-11 1/2        | 2.350 | ---        |
| SS2405-20-20 | 1-1/4         | 1-1/4         |                 |                 |       |            |

SSP: JX-XFC / PARKER: XXGTX-SS / AEROQUIP: 259-2022-X-X

# STRAIGHTS JIC FLARE 37°

316 STAINLESS STEEL ADAPTERS

## FEMALE JIC X MALE JIC (REDUCER-EXPANDER)



| PART         | (A) FJIC SIZE | (B) MJIC SIZE | (A) FJIC THREAD | (B) MJIC THREAD | (L)   | LIST PRICE |
|--------------|---------------|---------------|-----------------|-----------------|-------|------------|
| SS2406-06-04 | 3/8           | 1/4           | 9/16-18         | 7/16-20         | 1.118 | ---        |
| SS2406-08-04 | 1/2           | 1/4           | 3/4-16          | 7/16-20         | 1.448 | ---        |
| SS2406-08-06 | 1/2           | 3/8           | 3/4-16          | 9/16-18         | 1.311 | ---        |
| SS2406-10-08 | 5/8           | 1/2           | 7/8-14          | 3/4-16          | 1.409 | ---        |
| SS2406-12-04 | 3/4           | 1/4           | 1-1/16-12       | 7/16-20         | 1.500 | ---        |
| SS2406-12-06 | 3/4           | 3/8           | 1-1/16-12       | 9/16-18         | 1.480 | ---        |
| SS2406-12-08 | 3/4           | 1/2           | 1-1/16-12       | 3/4-16          | 1.559 | ---        |
| SS2406-16-04 | 1             | 1/4           | 1-5/16-12       | 7/16-20         | 1.570 | ---        |
| SS2406-16-06 | 1             | 3/8           | 1-5/16-12       | 9/16-18         | 1.578 | ---        |
| SS2406-16-08 | 1             | 1/2           | 1-5/16-12       | 3/4-16          | 1.669 | ---        |
| SS2406-16-12 | 1             | 3/4           | 1-5/16-12       | 1-1/16-12       | 1.877 | ---        |

SSP: PSX-XFC / PARKER: 0207-X-X-SS / AEROQUIP: 259-2046-X-X

## JIC PLUG



| PART      | (A) MJIC SIZE | (A) MJIC THREAD | HEX   | (L)   | LIST PRICE |
|-----------|---------------|-----------------|-------|-------|------------|
| SS2408-04 | 1/4           | 7/16-20         | 1/2   | .799  | ---        |
| SS2408-06 | 3/8           | 9/16-18         | 5/8   | .838  | ---        |
| SS2408-08 | 1/2           | 3/4-16          | 13/16 | .940  | ---        |
| SS2408-10 | 5/8           | 7/8-14          | 15/16 | 1.098 | ---        |
| SS2408-12 | 3/4           | 1-1/16-12       | 1-1/8 | 1.279 | ---        |
| SS2408-16 | 1             | 1-5/16-12       | 1-3/8 | 1.330 | ---        |
| SS2408-20 | 1-1/4         |                 |       |       |            |

SSP: JXP / PARKER: XRNTX-SS / AEROQUIP: 259-900599-X

## JIC UNION ELBOW



| PART         | (A) MNPT SIZE | (B) FNPT SIZE | (A) MNPT THREAD | (B) FNPT THREAD | LIST PRICE |
|--------------|---------------|---------------|-----------------|-----------------|------------|
| SS2500-06-06 | 3/8           | 3/8           |                 |                 | ---        |

## MALE JIC X MALE PIPE ELBOW



| PART         | JIC TUBE SIZE 1 | FEMALE PIPE SIZE 2 | LIST PRICE |
|--------------|-----------------|--------------------|------------|
| SS2501-04-02 | 1/4             | 1/8                | ---        |
| SS2501-04-04 | 1/4             | 1/4                | ---        |
| SS2501-04-06 | 1/4             | 3/8                | ---        |
| SS2501-06-04 | 3/8             | 1/4                | ---        |
| SS2501-06-06 | 3/8             | 3/8                | ---        |
| SS2501-08-08 | 1/2             | 1/2                | ---        |
| SS2501-12-12 | 3/4             | 3/4                | ---        |
| SS2501-16-16 | 1               | 1                  | ---        |

**BULKHEAD FITTINGS**

316 STAINLESS STEEL ADAPTERS

**MALE JIC X FEMALE PIPE ELBOW**

| PART         | JIC TUBE SIZE 1 | FEMALE PIPE SIZE 2 | LIST PRICE |
|--------------|-----------------|--------------------|------------|
| SS2502-04-04 | 1/4             | 1/4                | ---        |
| SS2502-06-06 | 3/8             | 3/8                | ---        |
| SS2502-08-04 | 1/2             | 1/4                | ---        |
| SS2502-08-06 | 1/2             | 3/8                | ---        |
| SS2502-08-08 | 1/2             | 1/2                | ---        |
| SS2502-10-08 | 5/8             | 1/2                | ---        |
| SS2502-12-12 | 3/4             | 3/4                | ---        |
| SS2502-16-12 | 1               | 3/4                | ---        |
| SS2502-16-16 | 1               | 1                  | ---        |

**MALE JIC X MALE PIPE 45**

| PART         | JIC TUBE SIZE 1 | MALE PIPE SIZE 2 | LIST PRICE |
|--------------|-----------------|------------------|------------|
| SS250342     | 1/4             | 1/4              | ---        |
| SS2503-04-04 | 1/4             | 1/4              | ---        |
| SS2503-06-04 | 3/8             | 1/4              | ---        |
| SS2503-06-06 | 3/8             | 3/8              | ---        |
| SS25030608   | 3/8             | 1/2              | ---        |
| SS250384     | 1/2             | 1/4              | ---        |
| SS2503-08-08 | 1/2             | 1/2              | ---        |
| SS2503-10-08 | 5/8             | 1/2              | ---        |
| SS2503-12-12 | 3/4             | 3/4              | ---        |
| SS25031612   | 1               | 3/4              | ---        |
| SS2503-16-16 | 1               | 1                | ---        |

**JIC BULKHEAD TEE**

| PART            | JIC TUBE SIZE 1 | MALE PIPE SIZE 2 | MALE PIPE SIZE 3 | LIST PRICE |
|-----------------|-----------------|------------------|------------------|------------|
| SS2603-04-04-04 | 1/4             | 1/4              | 1/4              | ---        |
| SS2603-06-06-06 | 3/8             | 3/8              | 3/8              | ---        |
| SS2603-08-08-08 | 1/2             | 1/2              | 1/2              | ---        |
| SS2603-12-12-12 | 3/4             | 3/4              | 3/4              | ---        |
| SS2603-16-16-16 | 1               | 1                | 1                | ---        |

**JIC BULKHEAD NUT**

| PART     | (A) BN SIZE | (A) THREAD | HEX   | (L)  | LIST PRICE |
|----------|-------------|------------|-------|------|------------|
| SS306-04 | 1/4         | 7/16-20    | 11/16 | .279 | ---        |
| SS306-06 | 3/8         | 9/16-18    | 13/16 | .271 | ---        |
| SS306-08 | 1/2         | 3/4-16     | 1     | .311 | ---        |
| SS306-10 | 5/8         | 7/8-14     | 1-1/8 | .358 | ---        |
| SS306-12 | 3/4         | 1-1/16-12  | 1-3/8 | .409 | ---        |
| SS306-16 | 1           | 1-5/16-12  | 1-5/8 | .409 | ---        |

SSP: XBN / PARKER: XWLN-SS / AEROQUIP: 259-210212-X-X

## BULKHEAD FITTINGS

316 STAINLESS STEEL ADAPTERS

### MALE JIC BULKHEAD UNION



| PART         | (A) MJIC SIZE | (B) MJIC SIZE | (A) MJIC THREAD | (B) MJIC THREAD | (L)   | LIST PRICE |
|--------------|---------------|---------------|-----------------|-----------------|-------|------------|
| SS2700-04-04 | 1/4           | 1/4           | 7/16-20         | 7/16-20         | 2.070 | ---        |
| SS2700-06-06 | 3/8           | 3/8           | 9/16-18         | 9/16-18         | 2.181 | ---        |
| SS2700-08-08 | 1/2           | 1/2           | 3/4-16          | 3/4-16          | 2.440 | ---        |
| SS2700-12-12 | 3/4           | 3/4           | 1-1/16-12       | 1-1/16-12       | 3.090 | ---        |
| SS2700-16-16 | 1             | 1             | 1-5/16-12       | 1-5/16-12       | 3.141 | ---        |

SSP: JXBU / PARKER: XWTX-SS / AEROQUIP: 259-2041-X-X

### FEMALE NPT X MALE JIC BULKHEAD CONNECTOR



| PART         | (A) FNPT SIZE | (B) MJIC SIZE | (A) FNPT THREAD | (B) MJIC THREAD | (L)   | LIST PRICE |
|--------------|---------------|---------------|-----------------|-----------------|-------|------------|
| SS2705-04-04 | 1/4           | 1/4           | 1/4-18          | 7/16-20         | 2.078 | ---        |
| SS2705-06-06 | 3/8           | 3/8           | 3/8-18          | 9/16-18         | 2.220 | ---        |
| SS2705-08-08 | 1/2           | 1/2           | 1/2-14          | 3/4-16          | 2.610 | ---        |
| SS2705-12-12 | 3/4           | 3/4           | 3/4-14          | 1-1/16-12       | 2.992 | ---        |
| SS2705-16-16 | 1             | 1             | 1-11 1/2        | 1-5/16-12       | 3.228 | ---        |

SSP: JX-XBFC / PARKER: X-XWGTX-SS / AEROQUIP: 259-2239-X-X

**PIPE FITTINGS**

## 316 STAINLESS STEEL ADAPTERS

**FEMALE PIPE BULKHEAD UNION**

| PART         | (A) FNPT SIZE | (B) FNPT SIZE | (A) FNPT THREAD | (B) FNPT THREAD | (L)   | LIST PRICE |
|--------------|---------------|---------------|-----------------|-----------------|-------|------------|
| SS2707-04-04 | 1/4           | 1/4           | 1/4-18          | 1/4-18          | 1.500 | ---        |
| SS2707-06-06 | 3/8           | 3/8           | 3/8-18          | 3/8-18          | 1.311 | ---        |
| SS2707-08-08 | 1/2           | 1/2           | 1/2-14          | 1/2-14          | 1.500 | ---        |

SSP: AXAC

**HEX PIPE COUPLING**

| PART         | (A) FNPT SIZE | (B) FNPT SIZE | (A) FNPT THREAD | (B) FNPT THREAD | (L)   | LIST PRICE |
|--------------|---------------|---------------|-----------------|-----------------|-------|------------|
| SS5000-02-02 | 1/8           | 1/8           | 1/8-27          | 1/8-27          | .748  | ---        |
| SS5000-04-04 | 1/4           | 1/4           | 1/4-18          | 1/4-18          | 1.129 | ---        |
| SS5000-06-04 | 3/8           | 1/4           | 3/8-18          | 1/4-18          | 1.129 | ---        |
| SS5000-06-06 | 3/8           | 3/8           | 3/8-18          | 3/8-18          | 1.129 | ---        |
| SS5000-08-06 | 1/2           | 3/8           | 1/2-14          | 3/8-18          | 1.500 | ---        |
| SS5000-08-08 | 1/2           | 1/2           | 1/2-14          | 1/2-14          | 1.500 | ---        |
| SS5000-12-12 | 3/4           | 3/4           | 3/4-14          | 3/4-14          | 1.531 | ---        |
| SS5000-16-08 | 1             | 1/2           | 1-11 1/2        | 1/2-14          | 1.889 | ---        |
| SS5000-16-12 | 1             | 3/4           | 1-11 1/2        | 3/4-14          | 1.889 | ---        |
| SS5000-16-16 | 1             | 1             | 1-11 1/2        | 1-11 1/2        | 1.889 | ---        |

SWAGELOK: SS-XHGG-X / SSP: XHC / PARKER: XGG-SS / AEROQUIP: 259-2096-X-X

**HEX PIPE NIPPLE**

| PART         | (A) MNPT SIZE | (B) MNPT SIZE | (A) MNPT THREAD | (B) MNPT THREAD | L     | LIST PRICE |
|--------------|---------------|---------------|-----------------|-----------------|-------|------------|
| SS5404-02-02 | 1/8           | 1/8           | 1/8-27          | 1/8-27          | 1.059 | ---        |
| SS5404-04-02 | 1/4           | 1/8           | 1/4-18          | 1/8-27          | 1.259 | ---        |
| SS5404-04-04 | 1/4           | 1/4           | 1/4-18          | 1/4-18          | 1.448 | ---        |
| SS5404-06-04 | 3/8           | 1/4           | 3/8-18          | 1/4-18          | 1.448 | ---        |
| SS5404-06-06 | 3/8           | 3/8           | 3/8-18          | 3/8-18          | 1.448 | ---        |
| SS5404-08-04 | 1/2           | 1/4           | 1/2-14          | 1/4-18          | 1.700 | ---        |
| SS5404-08-06 | 1/2           | 3/8           | 1/2-14          | 3/8-18          | 1.700 | ---        |
| SS5404-08-08 | 1/2           | 1/2           | 1/2-14          | 1/2-14          | 1.889 | ---        |
| SS5404-12-04 | 3/4           | 1/4           | 3/4-14          | 1/4-18          | 1.771 | ---        |
| SS5404-12-06 | 3/4           | 3/8           | 3/4-14          | 3/8-18          | 1.771 | ---        |
| SS5404-12-08 | 3/4           | 1/2           | 3/4-14          | 1/2-14          | 1.960 | ---        |
| SS5404-12-12 | 3/4           | 3/4           | 3/4-14          | 3/4-14          | 1.960 | ---        |
| SS5404-16-08 | 1             | 1/2           | 1-11 1/2        | 1/2-14          | 2.090 | ---        |
| SS5404-16-12 | 1             | 3/4           | 1-11 1/2        | 3/4-14          | 2.149 | ---        |
| SS5404-16-16 | 1             | 1             | 1-11 1/2        | 1-11 1/2        | 2.338 | ---        |

SWAGELOK: SS-X-HN-X / SSP: XHN / PARKER: X-XFF-SS / AEROQUIP: 259-2083-X-X

**PIPE NIPPLE**

| PART    | (A) MNPT SIZE | (A) MNPT THREAD | (L)   | LIST PRICE |
|---------|---------------|-----------------|-------|------------|
| SSCN-04 | 1/4           | 1/4-18          | 1.120 | ---        |
| SSCN-06 | 3/8           | 3/8-18          | 1.125 | ---        |
| SSCN-08 | 1/2           | 1/2-14          | 1.507 | ---        |
| SSCN-12 | 3/4           | 3/4-14          | 1.500 | ---        |
| SSCN-16 | 1             | 1-11 1/2        | 1.880 | ---        |
| SSCN-20 | 1-1/4         |                 |       |            |

SWAGELOK: SS-X-CN / PARKER: X-X MCN-SS / AEROQUIP: 259-2083-X-X

# STEEL PIPE FITTINGS

316 STAINLESS STEEL ADAPTERS

## MALE NPT X FEMALE NPT EXPANDER



| PART         | (A) MNPT SIZE | (B) FNPT SIZE | (A) MNPT THREAD | (B) FNPT THREAD | (L)   | LIST PRICE |
|--------------|---------------|---------------|-----------------|-----------------|-------|------------|
| SS5405-02-02 | 1/8           | 1/8           | 1/8-27          | 1/8-27          | 1.039 | ---        |
| SS5405-02-04 | 1/8           | 1/4           | 1/8-27          | 1/4-18          | 1.208 | ---        |
| SS5402-04-02 | 1/4           | 1/8           | 1/4-18          | 1/8-27          |       |            |
| SS5405-04-04 | 1/4           | 1/4           | 1/4-18          | 1/4-18          | 1.389 | ---        |
| SS5405-04-06 | 1/4           | 3/8           | 1/4-18          | 3/8-18          | 1.440 | ---        |
| SS5405-04-08 | 1/4           | 1/2           | 1/4-18          | 1/2-14          | 1.681 | ---        |
| SS5405-06-06 | 3/8           | 3/8           | 3/8-18          | 3/8-18          | 1.440 | ---        |
| SS5405-06-08 | 3/8           | 1/2           | 3/8-18          | 1/2-14          | 1.681 | ---        |
| SS5405-06-12 | 3/8           | 1/2           | 3/8-18          | 3/4-14          | 1.740 | ---        |
| SS5405-08-08 | 1/2           | 1/2           | 1/2-14          | 1/2-14          | 1.870 | ---        |
| SS5405-08-12 | 1/2           | 3/4           | 1/2-14          | 3/4-14          | 1.929 | ---        |
| SS5405-08-16 | 1/2           | 1             | 1/2-14          | 1-11 1/2        | 2.181 | ---        |
| SS5405-12-12 | 3/4           | 3/4           | 3/4-14          | 3/4-14          | 1.929 | ---        |
| SS5405-12-16 | 3/4           | 1             | 3/4-14          | 1-11 1/2        | 2.181 | ---        |
| SS5405-16-16 | 1             | 1             | 1-11 1/2        | 1-11 1/2        | 2.370 | ---        |

SWAGELOK: SS-X-RA-X / SSP: XXXRA / PARKER: X-XFG-SS / AEROQUIP: 259-2040-X-X

## MALE NPT X FEMALE NPT BUSHING/ REDUCER



| PART         | (A) MNPT SIZE | (B) FNPT SIZE | (A) MNPT THREAD | (B) FNPT THREAD | (L)   | LIST PRICE |
|--------------|---------------|---------------|-----------------|-----------------|-------|------------|
| SS5406-04-02 | 1/4           | 1/8           | 1/4-18          | 1/8-27          | .850  | ---        |
| SS5406-06-04 | 3/8           | 1/4           | 3/8-18          | 1/4-18          | .850  | ---        |
| SS5406-08-04 | 1/2           | 1/4           | 1/2-14          | 1/4-18          | 1.098 | ---        |
| SS5406-08-06 | 1/2           | 3/8           | 1/2-14          | 3/8-18          | 1.098 | ---        |
| SS5406-12-04 | 3/4           | 1/4           | 3/4-14          | 1/4-18          | 1.169 | ---        |
| SS5406-12-06 | 3/4           | 3/8           | 3/4-14          | 3/8-18          | 1.169 | ---        |
| SS5406-12-08 | 3/4           | 1/2           | 3/4-14          | 1/2-14          | 1.169 | ---        |
| SS5406-16-04 | 1             | 1/4           | 1-11 1/2        | 1/4-18          | .940  | ---        |
| SS5406-16-06 | 1             | 3/8           | 1-11 1/2        | 3/8-18          | .940  | ---        |
| SS5406-16-08 | 1             | 1/2           | 1-11 1/2        | 1/2-14          | .940  | ---        |
| SS5406-16-12 | 1             | 3/4           | 1-11 1/2        | 3/4-14          | .940  | ---        |
| SS5406-20-12 | 1-1/4         | 3/4           | 1-1/4-11 1/2    | 3/4-14          | 1.47  | ---        |
| SS5406-20-16 | 1-1/4         | 1             | 1-1/4-11 1/2    |                 |       |            |

SWAGELOK: SS-XRB-X / SSP: XXXRA / PARKER: XXXPTR-SS / AEROQUIP: 259-2081-X-X

## HEX PIPE PLUG



| PART        | (A) MNPT SIZE | (A) MNPT THREAD | HEX SIZE | (L)   | (L)   | LIST PRICE |
|-------------|---------------|-----------------|----------|-------|-------|------------|
| SS5406-P-04 | 1/4           | 1/4-18          | 9/16     | .751  | .850  | ---        |
| SS5406-P-06 | 3/8           | 3/8-18          | 11/16    | .779  | .850  | ---        |
| SS5406-P-08 | 1/2           | 1/2-14          | 7/8      | 1.118 | 1.098 | ---        |
| SS5406-P-12 | 3/4           | 3/4-14          | 1-1/8    | 1.169 | 1.098 | ---        |
| SS5406-P-16 | 1             | 1-11 1/2        | 1-3/8    | 1.397 | 1.169 | ---        |

SWAGELOK: SS-X-P / SSP: XXXRA / PARKER: X-HHP-SS / AEROQUIP: 259-2082-X

## HOLLOW HEX PIPE PLUG



| PART          | (A) MNPT SIZE | (A) MNPT THREAD | HEX SIZE | (L)  | (L)   | LIST PRICE |
|---------------|---------------|-----------------|----------|------|-------|------------|
| SS5406-HHP-04 | 1/4           | 1/4-18          | 1/4      | .460 | .850  | ---        |
| SS5406-HHP-06 | 3/8           | 3/8-18          | 5/16     | .460 | .850  | ---        |
| SS5406-HHP-08 | 1/2           | 1/2-14          | 3/8      | .610 | 1.098 | ---        |
| SS5406-HHP-12 | 3/4           | 3/4-14          | 9/16     | .618 | 1.098 | ---        |
| SS5406-HHP-16 | 1             | 1-11 1/2        | 5/8      | .771 | 1.169 | ---        |

SWAGELOK: SS-X-HP / SSP: XCP / PARKER: X-HP-SS / AEROQUIP: 259-2222-X

**STEEL PIPE FITTINGS**

## 316 STAINLESS STEEL ADAPTERS

**HEX PIPE CAP**

| PART        | (A) FNPT SIZE | (A) FNPT THREAD | HEX    | (L)   | LIST PRICE |
|-------------|---------------|-----------------|--------|-------|------------|
| SS5406-C-04 | 1/4           | 1/4-18          | 3/4    | .811  | ---        |
| SS5406-C-06 | 3/8           | 3/8-18          | 7/8    | .811  | ---        |
| SS5406-C-08 | 1/2           | 1/2-14          | 1      | 1.000 | ---        |
| SS5406-C-12 | 3/4           | 3/4-14          | 1-5/16 | 1.129 | ---        |
| SS5406-C-16 | 1             | 1-11 1/2        | 1-5/8  | 1.500 | ---        |

SWAGELOK: SS-X-C / SSP: XMM / PARKER: XCR-SS / AEROQUIP: 259-2085-X-X

**MALE PIPE ELBOW 90°**

| PART         | (A) MNPT SIZE | (B) MNPT SIZE | (A) MNPT THREAD | (B) MNPT THREAD | (L)   | LIST PRICE |
|--------------|---------------|---------------|-----------------|-----------------|-------|------------|
| SS5500-02-02 | 1/8           | 1/8           | 1/8-27          | 1/8-27          | .748  | ---        |
| SS5500-04-04 | 1/4           | 1/4           | 1/4-18          | 1/4-18          | 1.129 | ---        |
| SS5500-06-06 | 3/8           | 3/8           | 3/8-18          | 3/8-18          | 1.129 | ---        |
| SS5500-08-08 | 1/2           | 1/2           | 1/2-14          | 1/2-14          | 1.129 | ---        |
| SS5500-12-12 | 3/4           | 3/4           | 3/4-14          | 3/4-14          | 1.500 | ----       |
| SS5500-16-16 | 1             | 1             | 1-11 1/2        | 1-11 1/2        | 1.500 | ---        |

SWAGELOK: SS-X-ME / SSP: XMM / PARKER: XCR-SS / AEROQUIP: 259-2085-X-X

**MALE NPT X FEMALE NPT STREET ELBOW 90°**

| PART         | (A) MNPT SIZE | (B) FNPT SIZE | (A) MNPT THREAD | (B) FNPT THREAD | LIST PRICE |
|--------------|---------------|---------------|-----------------|-----------------|------------|
| SS5502-02-02 | 1/8           | 1/8           | 1/8-27          | 1/8-27          | ---        |
| SS5502-04-04 | 1/4           | 1/4           | 1/4-18          | 1/4-18          | ---        |
| SS5502-06-06 | 3/8           | 3/8           | 3/8-18          | 3/8-18          | ---        |
| SS5502-08-08 | 1/2           | 1/2           | 1/2-14          | 1/2-14          | ---        |
| SS5502-12-12 | 3/4           | 3/4           | 3/4-14          | 3/4-14          | ---        |
| SS5502-16-16 | 1             | 1             | 1-11 1/2        | 1-11 1/2        | ---        |

SWAGELOK: SS-X-ME / SSP: XMM / PARKER: XCR-SS / AEROQUIP: 259-2085-X-X

**MALE NPT X FEMALE NPT STREET ELBOW 45°**

| PART         | (A) MNPT SIZE | (B) FNPT SIZE | (A) MNPT THREAD | (B) FNPT THREAD | LIST PRICE |
|--------------|---------------|---------------|-----------------|-----------------|------------|
| SS5503-04-04 | 1/4           | 1/4           | 1/4-18          | 1/4-18          | ---        |



# STEEL PIPE FITTINGS

316 STAINLESS STEEL ADAPTERS

## FEMALE PIPE ELBOW 90°



| PART         | (A) FNPT SIZE | (B) FNPT SIZE | (A) FNPT THREAD | (B) FNPT THREAD | LIST PRICE |
|--------------|---------------|---------------|-----------------|-----------------|------------|
| SS5504-02-02 | 1/8           | 1/8           | 1/8-27          | 1/8-27          | ---        |
| SS5504-04-04 | 1/4           | 1/4           | 1/4-18          | 1/4-18          | ---        |
| SS5504-06-06 | 3/8           | 3/8           | 3/8-18          | 3/8-18          | ---        |
| SS5504-08-08 | 1/2           | 1/2           | 1/2-14          | 1/2-14          | ---        |
| SS5504-12-12 | 3/4           | 3/4           | 3/4-14          | 3/4-14          | ---        |
| SS5504-16-16 | 1             | 1             | 1-11 1/2        | 1-11 1/2        | ---        |

SWAGELOK: SS-X-E / SSP: XFF / PARKER: XDD-SS / AEROQUIP: 259-2087-X-X

## MALE PIPE TEE



| PART            | (A) MNPT SIZE | (B) MNPT SIZE | (C) MNPT SIZE | (A) MNPT THREAD | (B) MNPT THREAD | (C) MNPT THREAD | LIST PRICE |
|-----------------|---------------|---------------|---------------|-----------------|-----------------|-----------------|------------|
| SS5600-02-02-02 | 1/8           | 1/8           | 1/8           |                 |                 |                 |            |
| SS5600-04-04-04 | 1/4           | 1/4           | 1/4           | 1/4-18          | 1/4-18          | 1/4-18          | ---        |
| SS5600-06-06-06 | 3/8           | 3/8           | 3/8           | 3/8-18          | 3/8-18          | 3/8-18          | ---        |
| SS5600-08-08-08 | 1/2           | 1/2           | 1/2           | 1/2-14          | 1/2-14          | 1/2-14          | ---        |
| SS5600-12-12-12 | 3/4           | 3/4           | 3/4           | 3/4-14          | 3/4-14          | 3/4-14          | ---        |
| SS5600-16-16-16 | 1             | 1             | 1             | 1-11 1/2        | 1-11 1/2        | 1-11 1/2        | ---        |

SWAGELOK: SS-X-MT / SSP: XMMM / PARKER: XRRS-SS / AEROQUIP: 259-2257-X-X

## MALE RUN TEE



| PART         | (A) FNPT SIZE | (B) FNPT SIZE | (A) FNPT THREAD | (B) FNPT THREAD | LIST PRICE |
|--------------|---------------|---------------|-----------------|-----------------|------------|
| SS5602-04-04 | 1/4           | 1/4           | 1/4-18          | 1/4-18          | ---        |
| SS5602-08-08 | 1/2           | 1/2           | 1/2-14          | 1/2-14          | ---        |
| SS5602-16-16 | 1             | 1             | 1-11 1/2        | 1-11 1/2        | ---        |

## FEMALE PIPE TEE



| PART            | (A) FNPT SIZE | (B) FNPT SIZE | (C) FNPT SIZE | (A) FNPT THREAD | (B) FNPT THREAD | (C) FNPT THREAD | LIST PRICE |
|-----------------|---------------|---------------|---------------|-----------------|-----------------|-----------------|------------|
| SS5605-02-02-02 | 1/8           | 1/8           | 1/8           | 1/8-27          | 1/8-27          | 1/8-27          | ---        |
| SS5605-04-04-04 | 1/4           | 1/4           | 1/4           | 1/4-18          | 1/4-18          | 1/4-18          | ---        |
| SS5605-06-06-06 | 3/8           | 3/8           | 3/8           | 3/8-18          | 3/8-18          | 3/8-18          | ---        |
| SS5605-08-08-08 | 1/2           | 1/2           | 1/2           | 1/2-14          | 1/2-14          | 1/2-14          | ---        |
| SS5605-12-12-12 | 3/4           | 3/4           | 3/4           | 3/4-14          | 3/4-14          | 3/4-14          | ---        |
| SS5605-16-16-16 | 1             | 1             | 1             | 1-11 1/2        | 1-11 1/2        | 1-11 1/2        | ---        |

SWAGELOK: SS-X-T / SSP: XFF / PARKER: XMMO-SS / AEROQUIP: 259-2090-X-X

**SAE O-RING BOSS (ORB)**

316 STAINLESS STEEL ADAPTERS

**MALE JIC X MALE SAE O-RING BOSS**

| PART         | (A) MJIC SIZE | (B) MORB SIZE | (A) MJIC THREAD | (B) MORB THREAD | (L)   |     |
|--------------|---------------|---------------|-----------------|-----------------|-------|-----|
| SS6400-04-04 | 1/4           | 1/4           | 7/16-20         | 7/16-20         | 1.228 | --- |
| SS6400-04-06 | 1/4           | 3/8           | 7/16-20         | 9/16-18         | 1.291 | --- |
| SS6400-04-08 | 1/4           | 1/2           | 7/16-20         | 3/4-16          |       |     |
| SS6400-06-05 | 3/8           | 5/16          | 9/16-18         |                 |       |     |
| SS6400-06-06 | 3/8           | 3/8           | 9/16-18         | 9/16-18         | 1.299 | --- |
| SS6400-06-08 | 3/8           | 1/2           | 9/16-18         | 3/4-16          | 1.377 | --- |
| SS6400-06-10 | 3/8           | 5/8           | 9/16-18         | 7/8-14          | 1.500 | --- |
| SS6400-08-06 | 1/2           | 3/8           | 3/4-16          | 9/16-18         | 1.440 | --- |
| SS6400-08-08 | 1/2           | 1/2           | 3/4-16          | 3/4-16          | 1.488 | --- |
| SS6400-08-10 | 1/2           | 5/8           | 3/4-16          | 7/8-14          | 1.598 | --- |
| SS6400-08-12 | 1/2           | 3/4           | 3/4-16          | 1-1/16-12       | 1.759 | --- |
| SS6400-12-08 | 3/4           | 1/2           | 1-1/16-12       | 3/4-16          | 1.940 | --- |
| SS6400-12-12 | 3/4           | 3/4           | 1-1/16-12       | 1-1/16-12       | 1.968 | --- |
| SS6400-12-16 | 3/4           | 1             | 1-1/16-12       | 1-5/16-12       | 1.988 | --- |
| SS6400-16-12 | 1             | 3/4           | 1-5/16-12       | 1-1/16-12       | 2.039 | --- |
| SS6400-16-16 | 1             | 1             | 1-5/16-12       | 1-5/16-12       | 2.039 | --- |
| SS6400-16-20 | 1             | 1-1/4         | 1-5/16-12       |                 |       |     |
| SS6400-20-20 | 1-1/4         | 1-1/4         |                 |                 |       |     |

SWAGELOK: SS-X-SAE-1-XAN / SSP: JXGC / PARKER: XF50X-SS / AEROQUIP: 259-202702-X-X

**MALE SAE O-RING BOSS X FEMALE JIC SWIVEL**

| PART         | (A) MORB SIZE | (B) FJIC SIZE | (A) MORB THREAD | (B) FJIC THREAD | (L)   |     |
|--------------|---------------|---------------|-----------------|-----------------|-------|-----|
| SS6402-04-04 | 1/4           | 1/4           | 7/16-20         | 7/16-20         | 1.625 | --- |
| SS6402-06-06 | 3/8           | 3/8           | 9/16-18         | 9/16-18         | 1.842 | --- |
| SS6402-08-08 | 1/2           | 1/2           | 3/4-16          | 3/4-16          | 2.078 | --- |
| SS6402-12-12 | 3/4           | 3/4           | 1-1/16-12       | 1-1/16-12       | 2.582 | --- |
| SS6402-16-16 | 1             | 1             | 1-5/16-12       | 1-5/16-12       | 2.807 | --- |

SSP: JSX6C / PARKER: XF650X-SS / AEROQUIP: 259-2266-X-X

**MALE SAE O-RING BOSS X FEMALE NPT**

| PART         | (A) MORB SIZE | (B) FNPT SIZE | (A) MORB THREAD | (B) FNPT SIZE | (L)   | LIST PRICE |
|--------------|---------------|---------------|-----------------|---------------|-------|------------|
| SS6405-04-04 | 1/4           | 1/4           | 7/16-20         | 1/4-18        | 1.161 | ---        |
| SS6405-06-04 | 3/8           | 1/4           | 9/16-18         | 1/4-18        | 1.090 | ---        |
| SS6405-06-06 | 3/8           | 3/8           | 9/16-18         | 3/8-18        | 1.330 | ---        |
| SS6405-08-08 | 1/2           | 1/2           | 3/4-16          | 1/2-14        | 1.468 | ---        |
| SS6405-12-08 | 3/4           | 1/2           | 1-1/16-12       | 1/2-14        | 1.409 | ---        |
| SS6405-12-12 | 3/4           | 3/4           | 1-1/16-12       | 3/4-14        | 1.590 | ---        |
| SS6405-16-16 | 1             | 1             | 1-5/16-12       | 1-11/2        | 1.897 | ---        |

SWAGELOK: SS-X-SAE-7-X / SSP: XXXGCF / PARKER: XXX-F50G-SS / AEROQUIP: 259-2216-X-X

## SAE O-RING BOSS (ORB)

316 STAINLESS STEEL ADAPTERS

### MALE SAE O-RING BOSS HEX PLUG



| PART      | (A) MORB SIZE | (A) MORB THREAD | HEX   | (L)   | LIST PRICE |
|-----------|---------------|-----------------|-------|-------|------------|
| SS6408-04 | 1/4           | 7/16-20         | 9/16  | .669  | ---        |
| SS6408-06 | 3/8           | 9/16-18         | 11/16 | .728  | ---        |
| SS6408-08 | 1/2           | 3/4-16          | 7/8   | .779  | ---        |
| SS6408-10 | 5/8           | 7/8-14          | 1"    | .929  | ---        |
| SS6408-12 | 3/4           | 1-1/16-12       | 1-1/4 | 1.090 | ---        |
| SS6408-16 | 1             | 1-5/16-12       | 1-1/2 | 1.118 | ---        |

SWAGELOK: SS-X-HPST / SSP: XCGP /  
PARKER: XHP50N-SS / AEROQUIP: 259-FF2138-X

### MALE SAE O-RING BOSS HOLLOW HEX PLUG



| PART         | (A) MORB SIZE | (A) MORB THREAD | HEX SIZE | (L)  | LIST PRICE |
|--------------|---------------|-----------------|----------|------|------------|
| SS6408-HH-02 | 1/8           | 5/16-24         | 1/8      | .401 | ---        |
| SS6408-HH-04 | 1/4           | 7/16-20         | 3/16     | .468 | ---        |
| SS6408-HH-06 | 3/8           | 9/16-18         | 1/4      | .500 | ---        |
| SS6408-HH-08 | 1/2           | 3/4-16          | 5/16     | .578 | ---        |
| SS6408-HH-10 | 5/8           | 7/8-14          | 3/8      | .649 | ---        |
| SS6408-HH-12 | 3/4           | 1-1/16-12       | 9/16     | .767 | ---        |
| SS6408-HH-16 | 1             | 1-5/16-12       | 5/8      | .767 | ---        |

SWAGELOK: SS-X-PST / SSP: XGP / PARKER: XP50N-SS /  
AEROQUIP: 259-900598-X

### MALE JIC X FEMALE JIC 90



| PART         | JIC TUBE SIZE 1 | JIC FEMALE SWIVEL SIZE 2 | LIST PRICE |
|--------------|-----------------|--------------------------|------------|
| SS6500-04-04 | 1/4             | 1/4                      | ---        |
| SS6500-06-06 | 3/8             | 3/8                      | ---        |
| SS6500-08-08 | 1/2             | 1/2                      | ---        |
| SS6500-10-10 | 5/8             | 5/8                      | ---        |
| SS6500-12-12 | 3/4             | 3/4                      | ---        |
| SS6500-16-16 | 1               | 1                        | ---        |
| SS6500-20-20 | 1-1/4           | 1-1/4                    | ---        |

### MALE PIPE X FEMALE JIC 90



| PART         | MNPT SIZE 1 | JIC FEMALE SWIVEL SIZE 2 | LIST PRICE |
|--------------|-------------|--------------------------|------------|
| SS6501-04-04 | 1/4         | 1/4                      | ---        |
| SS6501-04-06 | 1/4         | 3/8                      | ---        |

**FEMALE JIC SWIVELS**

316 STAINLESS STEEL ADAPTERS

**MALE JIC X FEMALE JIC SWIVEL 45**

| PART         | JIC TUBE SIZE 1 | JIC FEMALE SWIVEL SIZE 2 | LIST PRICE |
|--------------|-----------------|--------------------------|------------|
| SS6502-04-04 | 1/4             | 1/4                      | ---        |
| SS6502-06-06 | 3/8             | 3/8                      | ---        |
| SS6502-08-08 | 1/2             | 1/2                      | ---        |
| SS6502-10-10 | 5/8             | 5/8                      | ---        |
| SS6502-12-12 | 3/4             | 3/4                      | ---        |
| SS6502-16-16 | 1               | 1                        | ---        |
| SS6502-20-20 | 1-1/4           | 1-1/4                    | ---        |

**MALE NPT X FEMALE JIC SWIVEL**

| PART         | (A) MNPT SIZE | (B) FJIC SIZE | (A) MNPT THREAD | (B) FJIC THREAD | (L)   | LIST PRICE |
|--------------|---------------|---------------|-----------------|-----------------|-------|------------|
| SS6505-04-04 | 1/4           | 1/4           | 1/4-18          | 7/16-20         | 1.807 | ---        |
| SS6505-06-06 | 3/8           | 3/8           | 3/8-18          | 9/16-18         | 1.952 | ---        |
| SS6505-08-08 | 1/2           | 1/2           | 1/2-14          | 3/4-16          | 2.358 | ---        |
| SS6505-12-12 | 3/4           | 3/4           | 3/4-14          | 1-1/16-12       | 2.668 | ---        |
| SS6505-16-16 | 1             | 1             | 1-11 1/2        | 1-5/16-12       | 3.055 | ---        |

SWAGELOK: JSX-XC / PARKER: XXXF6X-SS / AEROQUIP: 259-2018-X-X

**FEMALE NPT X FEMALE JIC SWIVEL**

| PART         | (A) FNPT SIZE | (B) FJIC SIZE | (A) FNPT THREAD | (B) FJIC THREAD | (L)   | LIST PRICE |
|--------------|---------------|---------------|-----------------|-----------------|-------|------------|
| SS6506-04-04 | 1/4           | 1/4           | 1/4-18          | 7/16-20         | 1.862 | ---        |
| SS6506-06-06 | 3/8           | 3/8           | 3/8-18          | 9/16-18         | 2.011 | ---        |
| SS6506-08-08 | 1/2           | 1/2           | 1/2-14          | 3/4-16          | 2.389 | ---        |
| SS6506-12-12 | 3/4           | 3/4           | 3/4-14          | 1-1/16-12       | 2.673 | ---        |
| SS6506-16-16 | 1             | 1             | 1-11 1/2        | 1-5/16-12       | 3.114 | ---        |

SWAGELOK: JSX-XFC / PARKER: X-XG6X-SS / AEROQUIP: 259-2242-X-X

**FEMALE JIC X FEMALE JIC**

| PART         | (A) FNPT SIZE | (B) FJIC SIZE | (A) FNPT THREAD | (B) FJIC THREAD | (L)   | LIST PRICE |
|--------------|---------------|---------------|-----------------|-----------------|-------|------------|
| SS6565-04-04 | 1/4           | 1/4           | 1/4-18          | 7/16-20         | 1.862 | ---        |
| SS6565-06-06 | 3/8           | 3/8           | 3/8-18          | 9/16-18         | 2.011 | ---        |
| SS6565-08-08 | 1/2           | 1/2           | 1/2-14          | 3/4-16          | 2.389 | ---        |
| SS6565-12-12 | 3/4           | 3/4           | 3/4-14          | 1-1/16-12       | 2.673 | ---        |

## FEMALE JIC SWIVELS

316 STAINLESS STEEL ADAPTERS

### MALE JIC X MALE ORB ELBOW



| PART         | (A) FNPT SIZE | (B) FJIC SIZE | (A) FNPT THREAD | (B) FJIC THREAD | (L) | LIST PRICE |
|--------------|---------------|---------------|-----------------|-----------------|-----|------------|
| SS6801-04-04 | 1/4           | 1/4           |                 |                 |     | ---        |
| SS6801-04-06 | 1/4           | 3/8           |                 |                 |     | ---        |
| SS6801-04-08 | 1/4           | 1/2           |                 |                 |     | ---        |
| SS6801-06-04 | 3/8           | 1/4           |                 |                 |     | ---        |
| SS6801-06-06 | 3/8           | 3/8           |                 |                 |     | ---        |
| SS6801-06-08 | 3/8           | 1/2           |                 |                 |     |            |
| SS6801-08-06 | 1/2           | 3/8           |                 |                 |     |            |
| SS6801-08-08 | 1/2           | 1/2           |                 |                 |     |            |
| SS6801-08-10 | 1/2           | 5/8           |                 |                 |     |            |
| SS6801-08-12 | 1/2           | 3/4           |                 |                 |     |            |
| SS6801-08-16 | 1/2           | 1             |                 |                 |     |            |
| SS6801-12-12 | 3/4           | 3/4           |                 |                 |     |            |
| SS6801-16-16 | 1             | 1             |                 |                 |     |            |

### JIC TO O-RING 45° ELBOW



| PART         | JIC TUBE SIZE 1 | O-RING SIZE 2 | LIST PRICE |
|--------------|-----------------|---------------|------------|
| SS6802-04-04 | 1/4             | 1/4           | ---        |
| SS6802-06-06 | 3/8             | 3/8           | ---        |
| SS6802-08-08 | 1/2             | 1/2           | ---        |
| SS6802-12-12 | 3/4             | 3/4           | ---        |
| SS6802-16-16 | 1               | 1             | ---        |

### FEMALE JIC TO WELD-ON



| PART      | JIC TUBE SIZE 1 | WELD-ON SIZE 2 | LIST PRICE |
|-----------|-----------------|----------------|------------|
| SSWO-04FJ | 1/4             | 1/4            | ---        |
| SSWO-06FJ | 3/8             | 3/8            | ---        |
| SSWO-08FJ | 1/2             | 1/2            | ---        |
| SSWO-12FJ | 3/4             | 3/4            | ---        |
| SSWO-16FJ | 1               | 1              | ---        |
| SSWO-20FJ | 1-1/4           | 1-1/4          | ---        |
| SSWO-24FJ | 1-1/2           | 1-1/2          |            |
| SSWO-32FJ | 2               | 2              |            |

**CRIMP HOSE FITTINGS**

316 STAINLESS STEEL ADAPTERS

**STRAIGHT MALE NPT PIPE - RIGID**

| PART         | HOSE DASH SIZE | HOSE I.D. (INCHES) | THREAD DASH SIZE | MNPT THREAD | (L)   | LIST PRICE |
|--------------|----------------|--------------------|------------------|-------------|-------|------------|
| SS43-04-04MP | -04            | 1/4                | -04              | 1/4-18      | 1.862 | ---        |
| SS43-04-06MP | -04            | 1/4                | -06              | 3/8-18      | 2.011 | ---        |
| SS43-06-04MP | -06            | 3/8                | -04              | 1/4-18      | 2.389 | ---        |
| SS43-06-06MP | -06            | 3/8                | -06              | 3/8-18      | 2.673 | ---        |
| SS43-08-08MP | -08            | 1/2                | -08              | 1/2-14      | 3.114 | ---        |
| SS43-10-08MP | -10            | 5/8                | -08              | 1/2-14      | 1.590 | ---        |
| SS43-12-12MP | -12            | 3/4                | -12              | 3/4-14      | 1.897 | ---        |
| SS43-16-16MP | -16            | 1                  | -16              | 1-11-1/2    |       | ---        |

PARKER: 10143-X-XC

**STRAIGHT FEMALE JIC - SWIVEL**

| PART         | HOSE DASH SIZE | HOSE I.D. (INCHES) | THREAD DASH SIZE | FJIC THREAD | (L)   | LIST PRICE |
|--------------|----------------|--------------------|------------------|-------------|-------|------------|
| SS43-04-04FJ | -04            | 1/4                | -04              | 7/16-20     | 1.862 | ---        |
| SS43-04-06FJ | -04            | 1/4                | -06              | 9/16-18     | 2.011 | ---        |
| SS43-06-04FJ | -06            | 3/8                | -04              | 7-16-20     | 2.389 | ---        |
| SS43-06-06FJ | -06            | 3/8                | -06              | 9/16-18     | 2.673 | ---        |
| SS43-06-08FJ | -06            | 3/8                | -08              | 3/4-16      | 3.114 | ---        |
| SS43-08-08FJ | -08            | 1/2                | -08              | 3/4-16      | 1.590 | ---        |
| SS43-08-10FJ | -08            | 1/2                | -10              | 7/8-14      | 1.897 | ---        |
| SS43-10-10FJ | -10            | 5/8                | -10              |             |       |            |
| SS43-12-12FJ | -12            | 3/4                | -12              |             |       |            |
| SS43-16-16FJ | -16            | 1                  | -16              |             |       |            |

PARKER: 10643-X-XC

**90 DEGREE FEMALE JIC - SWIVEL**

| PART           | HOSE DASH SIZE | HOSE I.D. (INCHES) | THREAD DASH SIZE | FJIC THREAD | LIST PRICE |
|----------------|----------------|--------------------|------------------|-------------|------------|
| SS43-04-04FJ90 | -04            | 1/4                | -04              | 7/16-20     | ---        |
| SS43-04-06FJ90 | -04            | 1/4                | -06              | 9/16-18     | ---        |
| SS43-06-06FJ90 | -06            | 3/8                | -06              | 9/16-18     | ---        |
| SS43-08-08FJ90 | -08            | 1/2                | -08              | 3/4-16      | ---        |
| SS43-12-12FJ90 | -12            | 3/4                | -12              | 1-1/16-12   | ---        |
| SS43-16-16FJ90 | -16            | 1                  | -16              | 1-5/16-12   | ---        |

PARKER: 10143-X-XC

## CRIMP HOSE FITTINGS

316 STAINLESS STEEL ADAPTERS

### 45 DEGREE FEMALE JIC - SWIVEL



| PART           | HOSE DASH SIZE | HOSE I.D. (INCHES) | THREAD DASH SIZE | FJIC THREAD | LIST PRICE |
|----------------|----------------|--------------------|------------------|-------------|------------|
| SS43-04-04FJ45 | -04            | 1/4                | -04              | 7/16-20     | ---        |
| SS43-04-06FJ45 | -04            | 1/4                | -06              | 9/16-18     | ---        |
| SS43-06-06FJ45 | -06            | 3/8                | -06              | 9/16-18     | ---        |
| SS43-08-08FJ45 | -08            | 1/2                | -08              | 3/4-16      | ---        |
| SS43-12-12FJ45 | -12            | 3/4                | -12              | 1-1/16-12   | ---        |

### STRAIGHT MALE NPT - API



| PART          | HOSE DASH SIZE | HOSE I.D. (INCHES) | THREAD DASH SIZE | MNPT THREAD | LIST PRICE |
|---------------|----------------|--------------------|------------------|-------------|------------|
| BW-16-16API-C | -16            | 1                  | -16              | 1-11 1/2    | ----       |

PRODUCT SPECIFICATIONS - BW SERIES MALE API BOP CRIMP FITTING

| PART   | O.D. (INCHES) | I.D. (INCHES) | LENGTH (INCHES) | LIST PRICE |
|--------|---------------|---------------|-----------------|------------|
| BOPF-C | 2.360         | 2.225         | 5.195           | ----       |

PRODUCT SPECIFICATIONS - BW SERIES MALE API BOP CRIMP FERRULE

NUMERICAL INDEX

| Part#     | Page | Part#     | Page | Part#       | Page | Part#       | Page |
|-----------|------|-----------|------|-------------|------|-------------|------|
| 0304C2    | 524  | 6402066   | 537  | 6410086     | 539  | 6803NWO8    | 543  |
| 0304C3    | 524  | 6402068   | 537  | 6410088     | 539  | 6803NWO10   | 543  |
| 0304C4    | 524  | 6402086   | 537  | 64100124    | 539  | 6803NWO12   | 543  |
| 0304C5    | 524  | 6402088   | 537  | 64100126    | 539  | 6803NWO16   | 543  |
| 0304C6    | 524  | 64020108  | 537  | 64100128    | 539  | 6804NWO4    | 542  |
| 0304C8    | 524  | 64020810  | 537  | 64100166    | 539  | 6804NWO6    | 542  |
| 0304C10   | 524  | 640201010 | 537  | 64100168    | 539  | 6804NWO8    | 542  |
| 0304C12   | 524  | 640201212 | 537  | 64100810    | 539  | 6804NWO10   | 542  |
| 0304C14   | 524  | 640201616 | 537  | 64100812    | 539  | 6804NWO12   | 542  |
| 0304C16   | 524  | 640202020 | 537  | 641001210   | 539  | 6804NWO16   | 542  |
| 0304C20   | 524  | 640304    | 538  | 641001212   | 539  | 6804NWO42   | 542  |
| 0304C24   | 524  | 640306    | 538  | 641001216   | 539  | 6805NWO42   | 543  |
| 0304C32   | 524  | 640308    | 538  | 641001612   | 539  | 6805NWO44   | 543  |
| 00560-04  | 198  | 6403012   | 538  | 641002012   | 539  | 6805NWO64   | 543  |
| 00560-05  | 198  | 6403016   | 538  | 641002016   | 539  | 6805NWO66   | 543  |
| 00560-06  | 198  | 6405022   | 538  | 641002412   | 539  | 6805NWO86   | 543  |
| 00560-08  | 198  | 6405032   | 538  | 641002416   | 539  | 6805NWO88   | 543  |
| 00560-10  | 198  | 6405034   | 538  | 641002420   | 539  | 6805NWO108  | 543  |
| 03044     | 524  | 6405042   | 538  | 641003216   | 539  | 6805NWO128  | 543  |
| 03045     | 524  | 6405044   | 538  | 641003220   | 539  | 6805NWO1212 | 543  |
| 03046     | 524  | 6405046   | 538  | 641003224   | 539  | 6805NWO1616 | 543  |
| 03048     | 524  | 6405052   | 538  | 6801NWO68   | 542  | 6805NWO2020 | 543  |
| 03062     | 529  | 6405054   | 538  | 6801NWO4    | 542  | 6805NWO2424 | 543  |
| 03064     | 529  | 6405062   | 538  | 6801NWO6    | 542  | 6806NWO44   | 543  |
| 03065     | 529  | 6405064   | 538  | 6801NWO8    | 542  | 6806NWO66   | 543  |
| 03066     | 529  | 6405066   | 538  | 6801NWO10   | 542  | 6806NWO86   | 543  |
| 03068     | 529  | 6405068   | 538  | 6801NWO12   | 542  | 6806NWO88   | 543  |
| 03182     | 524  | 6405084   | 538  | 6801NWO16   | 542  | 6806NWO1212 | 543  |
| 03183     | 524  | 6405086   | 538  | 6801NWO20   | 542  | 6806NWO1616 | 543  |
| 03184     | 524  | 6405088   | 538  | 6801NWO24   | 542  | 6809NWO44   | 543  |
| 03185     | 524  | 64050104  | 538  | 6801NWO32   | 542  | 6809NWO66   | 543  |
| 03186     | 524  | 64050106  | 538  | 6801NWO46   | 542  | 6809NWO88   | 543  |
| 03188     | 524  | 64050108  | 538  | 6801NWO48   | 542  | 6809NWO1212 | 543  |
| 03192     | 524  | 64050126  | 538  | 6801NWO54   | 542  | 6815NWO44   | 544  |
| 03193     | 524  | 64050128  | 538  | 6801NWO64   | 542  | 6815NWO66   | 544  |
| 03194     | 524  | 64050168  | 538  | 6801NWO84   | 542  | 6815NWO88   | 544  |
| 03195     | 524  | 64050812  | 538  | 6801NWO86   | 542  | 6815NWO1010 | 544  |
| 03196     | 524  | 640501012 | 538  | 6801NWO106  | 542  | 6815NWO1212 | 544  |
| 03198     | 524  | 640501212 | 538  | 6801NWO108  | 542  | 6900O42     | 544  |
| 3895BA    | 159  | 640501216 | 538  | 6801NWO128  | 542  | 6900O44     | 544  |
| 5406C2    | 533  | 640501612 | 538  | 6801NWO610  | 542  | 6900O46     | 544  |
| 5406C4    | 533  | 640501616 | 538  | 6801NWO612  | 542  | 6900O64     | 544  |
| 5406C6    | 533  | 640501620 | 538  | 6801NWO810  | 542  | 6900O66     | 544  |
| 5406C8    | 533  | 640502012 | 538  | 6801NWO812  | 542  | 6900O68     | 544  |
| 5406C12   | 533  | 640502016 | 538  | 6801NWO816  | 542  | 6900O84     | 544  |
| 5406C16   | 533  | 640502020 | 538  | 6801NWO1016 | 542  | 6900O86     | 544  |
| 5406FLP2  | 533  | 640502416 | 538  | 6801NWO1210 | 542  | 6900O88     | 544  |
| 5406FLP4  | 533  | 640502420 | 538  | 6801NWO1216 | 542  | 6900O104    | 544  |
| 5406FLP6  | 533  | 640502424 | 538  | 6801NWO1612 | 542  | 6900O106    | 544  |
| 5406FLP8  | 533  | 640503224 | 538  | 6801NWO1614 | 542  | 6900O108    | 544  |
| 5406FLP12 | 533  | 640503232 | 538  | 6801NWO1620 | 542  | 6900O126    | 544  |
| 5406HHP2  | 533  | 6408HO2   | 539  | 6801NWO1624 | 542  | 6900O128    | 544  |
| 5406HHP4  | 533  | 6408HO3   | 539  | 6801NWO2012 | 542  | 6900O812    | 544  |
| 5406HHP6  | 533  | 6408HO4   | 539  | 6801NWO2016 | 542  | 6900O1012   | 544  |
| 5406HHP8  | 533  | 6408HO5   | 539  | 6801NWO2024 | 542  | 6900O1212   | 544  |
| 5406HHP12 | 533  | 6408HO6   | 539  | 6801NWO2420 | 542  | 6900O1612   | 544  |
| 5406HHP16 | 533  | 6408HO8   | 539  | 6802NWO2    | 543  | 6900O1616   | 544  |
| 5406HHP20 | 533  | 6408HO10  | 539  | 6802NWO4    | 543  | 6901NWO42   | 544  |
| 5406HHP24 | 533  | 6408HO12  | 539  | 6802NWO6    | 543  | 6901NWO44   | 544  |
| 5406HHP32 | 533  | 6408HO14  | 539  | 6802NWO8    | 543  | 6901NWO64   | 544  |
| 5406P2    | 532  | 6408HO16  | 539  | 6802NWO10   | 543  | 6901NWO66   | 544  |
| 5406P4    | 532  | 6408HO20  | 539  | 6802NWO12   | 543  | 6901NWO68   | 544  |
| 5406P6    | 532  | 6408HO24  | 539  | 6802NWO16   | 543  | 6901NWO84   | 544  |
| 5406P8    | 532  | 6408O2    | 539  | 6802NWO20   | 543  | 6901NWO86   | 544  |
| 5406P12   | 532  | 6408O3    | 539  | 6802NWO24   | 543  | 6901NWO88   | 544  |
| 5406P16   | 532  | 6408O4    | 539  | 6802NWO32   | 543  | 6901NWO104  | 544  |
| 5406P20   | 532  | 6408O5    | 539  | 6802NWO46   | 543  | 6901NWO106  | 544  |
| 5406P24   | 532  | 6408O6    | 539  | 6802NWO68   | 543  | 6901NWO108  | 544  |
| 5406P32   | 532  | 6408O8    | 539  | 6802NWO86   | 543  | 6901NWO126  | 544  |
| 5406SHP2  | 533  | 6408O10   | 539  | 6802NWO108  | 543  | 6901NWO128  | 544  |
| 5406SHP4  | 533  | 6408O12   | 539  | 6802NWO810  | 543  | 6901NWO812  | 544  |
| 5406SHP6  | 533  | 6408O14   | 539  | 6802NWO812  | 543  | 6901NWO1212 | 544  |
| 5406SHP8  | 533  | 6408O16   | 539  | 6802NWO1012 | 543  | 6901NWO1612 | 544  |
| 5406SHP12 | 533  | 6408O20   | 539  | 6802NWO1216 | 543  | 6901NWO1616 | 544  |
| 5406SHP16 | 533  | 6408O24   | 539  | 6802NWO1612 | 543  | 6901NWO2012 | 544  |
| 5406SHP20 | 533  | 6408O32   | 539  | 6802NWO1616 | 543  | 6901NWO2016 | 544  |
| 5406SHP24 | 533  | 6410O46   | 539  | 6802NWO1620 | 543  | 6901NWO2020 | 544  |
| 5406SHP32 | 533  | 6410O64   | 539  | 6802NWO2016 | 543  | 6901NWO2424 | 544  |
| 6402O44   | 537  | 6410O68   | 539  | 6803NWO2    | 543  | 6901NWO2422 | 544  |
| 6402O46   | 537  | 6410O84   | 539  | 6803NWO4    | 543  | 6901NWO3232 | 544  |
|           |      |           |      | 6803NWO6    | 543  | 6902NWO42   | 545  |



NUMERICAL INDEX

| Part#       | Page | Part#      | Page | Part#      | Page | Part#   | Page |
|-------------|------|------------|------|------------|------|---------|------|
| 6902NWO44   | 545  | 9600MJ3    | 296  | 9650G10    | 287  | 10014   | 75   |
| 6902NWO46   | 545  | 9600MJ4    | 296  | 9650G10SE  | 287  | 10015   | 75   |
| 6902NWO64   | 545  | 9600MJ6    | 296  | 9650G12    | 287  | 10015L  | 75   |
| 6902NWO66   | 545  | 9600MJ8    | 296  | 9650G12SE  | 287  | 10016   | 75   |
| 6902NWO68   | 545  | 9600MJ10   | 296  | 9650G23    | 289  | 10017   | 75   |
| 6902NWO84   | 545  | 9600MJ12   | 296  | 9650G46    | 289  | 10017L  | 75   |
| 6902NWO86   | 545  | 9610F3     | 294  | 9650G120   | 289  | 10018   | 75   |
| 6902NWO88   | 545  | 9610F4     | 294  | 9650G812   | 289  | 10019   | 75   |
| 6902NWO108  | 545  | 9610F6     | 294  | 9650IP23   | 289  | 10019L  | 75   |
| 6902NWO128  | 545  | 9610F8     | 294  | 9650IP46   | 289  | 10020   | 75   |
| 6902NWO1212 | 545  | 9610F10    | 294  | 9650IP812  | 289  | 10020L  | 75   |
| 6902NWO1616 | 545  | 9610F12    | 294  | 9650L2     | 287  | 10021   | 75   |
| 7202NWO42   | 551  | 9610F25    | 294  | 9650L2.5   | 287  | 10022   | 75   |
| 7202NWO44   | 551  | 9610NYCF3  | 294  | 9650L2SE   | 287  | 10026   | 75   |
| 7202NWO64   | 551  | 9610NYCF4  | 294  | 9650L3     | 287  | 10028   | 75   |
| 7202NWO66   | 551  | 9610NYCF6  | 294  | 9650L3SE   | 287  | 10030   | 75   |
| 7202NWO68   | 551  | 9610NYCF8  | 294  | 9650L4     | 287  | 10031   | 75   |
| 7202NWO86   | 551  | 9610NYCF10 | 294  | 9650L4SE   | 287  | 10032   | 75   |
| 7202NWO88   | 551  | 9610NYCF12 | 294  | 9650L5     | 287  | 10038   | 76   |
| 7202NWO108  | 551  | 9610NYCF25 | 294  | 9650L5SE   | 287  | 10039   | 76   |
| 7202NWO812  | 551  | 9640FL2    | 300  | 9650L6     | 287  | 10040   | 76   |
| 7202NWO1212 | 551  | 9640FL3    | 300  | 9650L6SE   | 287  | 10041   | 76   |
| 7202NWO1216 | 551  | 9640FL4    | 300  | 9650L8     | 287  | 10042   | 76   |
| 7202NWO1616 | 551  | 9640FL6    | 300  | 9650L8SE   | 287  | 10043   | 76   |
| 7205NWO410  | 553  | 9640FL8    | 300  | 9650L10    | 287  | 10044   | 76   |
| 7205NWO412  | 553  | 9640FL25   | 300  | 9650L10SE  | 287  | 10045   | 76   |
| 7205NWO414  | 553  | 9640RT2    | 299  | 9650L12    | 287  | 10046   | 76   |
| 7205NWO512  | 553  | 9640RT3    | 299  | 9650L12SE  | 287  | 10047   | 76   |
| 7205NWO614  | 553  | 9640RT4    | 299  | 9650L23    | 289  | 10048   | 76   |
| 7205NWO616  | 553  | 9640RT6    | 299  | 9650L46    | 289  | 10049   | 76   |
| 7205NWO816  | 553  | 9640RT8    | 299  | 9650L120   | 289  | 10052   | 76   |
| 7205NWO818  | 553  | 9640RT25   | 299  | 9650L812   | 289  | 10054   | 76   |
| 7205NWO822  | 553  | 9640TH2    | 299  | 9650RP12   | 289  | 10056   | 76   |
| 7205NWO1018 | 553  | 9640TH3    | 299  | 9650RP23   | 289  | 10058   | 76   |
| 8555H8      | 553  | 9640TH4    | 299  | 9650RP46   | 289  | 10062   | 76   |
| 8555H10     | 553  | 9640TH6    | 299  | 9650WH23   | 289  | 10063   | 76   |
| 8555H12     | 553  | 9640TH25   | 299  | 9650WH46   | 289  | 10064   | 76   |
| 8555H14     | 553  | 9642FL2    | 298  | 9650WH812  | 289  | 10065   | 76   |
| 8555H16     | 553  | 9642FL3    | 298  | 9660G2     | 288  | 10066   | 76   |
| 8555H18     | 553  | 9642FL4    | 298  | 9660G2.5   | 288  | 10067   | 76   |
| 8555H20     | 553  | 9642FL6    | 298  | 9660G2.5SE | 288  | 10068   | 76   |
| 8555H22     | 553  | 9642FL8    | 298  | 9660G2SE   | 288  | 10069   | 76   |
| 8555H26     | 553  | 9642FL10   | 298  | 9660G3     | 288  | 10073   | 77   |
| 8555H27     | 553  | 9642FL12   | 298  | 9660G3SE   | 288  | 10074   | 77   |
| 8555H30     | 553  | 9642FL25   | 298  | 9660G4     | 288  | 10075   | 77   |
| 8555P10     | 553  | 9642TH03   | 298  | 9660G4SE   | 288  | 10075EH | 77   |
| 8555P12     | 553  | 9642TH04   | 298  | 9660G6     | 288  | 10076   | 77   |
| 8555P14     | 553  | 9642TH05   | 298  | 9660G6SE   | 288  | 10077   | 77   |
| 8555P16     | 553  | 9642TH06   | 298  | 9660G8     | 288  | 10078   | 77   |
| 8555P18     | 553  | 9642TH07   | 298  | 9660G8SE   | 288  | 10079   | 77   |
| 8555P20     | 553  | 9642TH08   | 298  | 9660G10    | 288  | 10080   | 77   |
| 8555P22     | 553  | 9642TH09   | 298  | 9660G10SE  | 288  | 10081   | 77   |
| 8555P26     | 553  | 9642TH10   | 298  | 9660G12    | 288  | 10084   | 77   |
| 8555P30     | 553  | 9650EX1224 | 289  | 9660G12SE  | 288  | 10085   | 77   |
| 9522H2      | 552  | 9650EX1236 | 289  | 9660L2     | 288  | 10086   | 77   |
| 9522H4      | 552  | 9650EX1248 | 289  | 9660L2.5   | 288  | 10087   | 77   |
| 9522H6      | 552  | 9650EX1260 | 289  | 9660L2SE   | 288  | 10088   | 77   |
| 9522H8      | 552  | 9650EX1272 | 289  | 9660L3     | 288  | 10089   | 77   |
| 9522H12     | 552  | 9650EX2324 | 289  | 9660L3SE   | 288  | 10090   | 77   |
| 9522H16     | 552  | 9650EX2336 | 289  | 9660L4     | 288  | 10095   | 77   |
| 9522P2      | 552  | 9650EX2348 | 289  | 9660L4SE   | 288  | 10097   | 77   |
| 9522P4      | 552  | 9650EX2360 | 289  | 9660L5     | 288  | 10098   | 77   |
| 9522P6      | 552  | 9650EX2372 | 289  | 9660L5SE   | 288  | 10099   | 77   |
| 9522P8      | 552  | 9650EX4624 | 289  | 9660L6     | 288  | 10104   | 78   |
| 9522P12     | 552  | 9650EX4636 | 289  | 9660L6SE   | 288  | 10105   | 78   |
| 9522P16     | 552  | 9650EX4648 | 289  | 9660L8     | 288  | 10106   | 78   |
| 9600FJ3     | 297  | 9650EX4660 | 289  | 9660L8SE   | 288  | 10106L  | 78   |
| 9600FJ4     | 297  | 9650EX4672 | 289  | 9660L10    | 288  | 10107   | 78   |
| 9600FJ6     | 297  | 9650G2     | 287  | 9660L10SE  | 288  | 10108   | 78   |
| 9600FJ8     | 297  | 9650G2.5   | 287  | 9660L12    | 288  | 10108L  | 78   |
| 9600FJ10    | 297  | 9650G2.5SE | 287  | 9660L12SE  | 288  | 10109   | 78   |
| 9600FJ12    | 297  | 9650G2SE   | 287  | 10001      | 75   | 10109L  | 78   |
| 9600FL3     | 295  | 9650G3     | 287  | 10002      | 75   | 10110   | 78   |
| 9600FL4     | 295  | 9650G3SE   | 287  | 10003      | 75   | 10110L  | 78   |
| 9600FL6     | 295  | 9650G4     | 287  | 10003L     | 75   | 10111   | 78   |
| 9600FL8     | 295  | 9650G4SE   | 287  | 10004      | 75   | 10112   | 78   |
| 9600FL10    | 295  | 9650G6     | 287  | 10005      | 75   | 10115   | 78   |
| 9600FL12    | 295  | 9650G6SE   | 287  | 10006      | 75   | 10116   | 78   |
| 9600FL25    | 295  | 9650G8     | 287  | 10007      | 75   | 10117   | 78   |
| 9600IPA412  | 301  | 9650G8SE   | 287  | 10013      | 75   | 10118   | 78   |

NUMERICAL INDEX

| Part#   | Page | Part#   | Page | Part#   | Page | Part#  | Page |
|---------|------|---------|------|---------|------|--------|------|
| 10119   | 78   | 10257   | 81   | 10313   | 83   | 10483  | 86   |
| 10120   | 78   | 10258   | 81   | 10314   | 83   | 10483L | 86   |
| 10121   | 78   | 10259   | 81   | 10315   | 83   | 10484  | 86   |
| 10122   | 78   | 10259L  | 81   | 10316   | 83   | 10484L | 86   |
| 10123   | 78   | 10260   | 81   | 10317   | 83   | 10485  | 86   |
| 10126   | 78   | 10260L  | 81   | 10318   | 83   | 10486  | 86   |
| 10127   | 78   | 10261   | 81   | 10319   | 83   | 10487  | 86   |
| 10131*  | 78   | 10262   | 81   | 10320   | 83   | 10488  | 86   |
| 10133*  | 78   | 10262L  | 81   | 10320B* | 83   | 10489  | 86   |
| 10135   | 85   | 10263   | 81   | 10321   | 83   | 10493  | 86   |
| 10136   | 85   | 10263L  | 81   | 10321L  | 83   | 10494  | 86   |
| 10137   | 85   | 10263SS | 81   | 10322   | 83   | 10495  | 86   |
| 10138   | 85   | 10264   | 81   | 10323   | 83   | 10496  | 86   |
| 10139   | 85   | 10264L  | 81   | 10324   | 83   | 10497  | 86   |
| 10157   | 79   | 10264SS | 81   | 10325   | 83   | 10600  | 86   |
| 10158   | 79   | 10265   | 81   | 10325L  | 83   | 10612  | 86   |
| 10159   | 79   | 10265L  | 81   | 10326   | 83   | 12001  | 91   |
| 10160   | 79   | 10266   | 81   | 10327   | 83   | 12002  | 91   |
| 10161   | 79   | 10267   | 81   | 10328   | 83   | 12003  | 91   |
| 10162   | 79   | 10268   | 81   | 10329   | 83   | 12004  | 91   |
| 10163   | 79   | 10268L  | 81   | 10333   | 83   | 12005  | 91   |
| 10164   | 79   | 10269   | 81   | 10343   | 83   | 12006  | 91   |
| 10165   | 79   | 10269L  | 81   | 10344   | 83   | 12007  | 91   |
| 10170   | 79   | 10270   | 81   | 10345   | 83   | 12008  | 91   |
| 10175   | 79   | 10271   | 81   | 10350   | 83   | 12009  | 91   |
| 10176   | 79   | 10272   | 81   | 10351   | 83   | 12010  | 91   |
| 10181   | 79   | 10272L  | 81   | 10352   | 83   | 12011  | 91   |
| 10189   | 79   | 10273   | 81   | 10354   | 83   | 12012  | 91   |
| 10203   | 79   | 10273L  | 81   | 10355   | 83   | 12013  | 91   |
| 10204   | 79   | 10274   | 81   | 10373   | 84   | 12014  | 91   |
| 10205   | 79   | 10275   | 81   | 10375   | 84   | 12015  | 91   |
| 10207   | 79   | 10276   | 81   | 10376   | 84   | 12016  | 91   |
| 10208   | 79   | 10277   | 81   | 10382   | 84   | 12017  | 91   |
| 10209   | 79   | 10278   | 81   | 10405   | 84   | 12018  | 91   |
| 10210   | 79   | 10279   | 81   | 10406   | 84   | 12022  | 92   |
| 10211   | 79   | 10280   | 81   | 10407   | 84   | 12023  | 92   |
| 10212   | 79   | 10283   | 82   | 10408   | 84   | 12024  | 92   |
| 10213   | 79   | 10283B* | 82   | 10409   | 84   | 12025  | 92   |
| 10214   | 79   | 10284   | 82   | 10410   | 84   | 12026  | 92   |
| 10215   | 79   | 10284B* | 82   | 10411   | 84   | 12027  | 92   |
| 10216   | 79   | 10285   | 82   | 10412   | 84   | 12028  | 92   |
| 10218   | 79   | 10286   | 82   | 10416   | 84   | 12029  | 92   |
| 10227   | 80   | 10286B* | 82   | 10419   | 84   | 12030  | 92   |
| 10228   | 80   | 10286L  | 82   | 10421   | 84   | 12031  | 92   |
| 10228L  | 80   | 10287   | 82   | 10438   | 85   | 12032  | 92   |
| 10229   | 80   | 10287B* | 82   | 10440   | 85   | 12033  | 92   |
| 10229L  | 80   | 10288   | 82   | 10441   | 85   | 12034  | 92   |
| 10230   | 80   | 10289   | 82   | 10442   | 85   | 12035  | 92   |
| 10231   | 80   | 10290   | 82   | 10443   | 85   | 12036  | 92   |
| 10232   | 80   | 10290B* | 82   | 10444   | 85   | 12037  | 92   |
| 10233   | 80   | 10291   | 82   | 10448   | 85   | 12038  | 92   |
| 10234   | 80   | 10291B* | 82   | 10448B* | 85   | 12039  | 92   |
| 10235   | 80   | 10292   | 82   | 10449   | 85   | 12040  | 92   |
| 10235L  | 80   | 10293   | 82   | 10449B  | 85   | 12041  | 92   |
| 10236   | 80   | 10293B* | 82   | 10450   | 85   | 12042  | 92   |
| 10236L  | 80   | 10294   | 82   | 10451   | 85   | 12043  | 92   |
| 10237   | 80   | 10294B* | 82   | 10452   | 85   | 12044  | 92   |
| 10237L  | 80   | 10295   | 82   | 10452B* | 85   | 12045  | 92   |
| 10238   | 80   | 10295B* | 82   | 10453   | 85   | 12046  | 92   |
| 10239   | 80   | 10295L  | 82   | 10453B  | 85   | 12047  | 92   |
| 10240   | 80   | 10296   | 82   | 10454   | 85   | 12048  | 92   |
| 10240L  | 80   | 10297   | 82   | 10455   | 85   | 12049  | 92   |
| 10241   | 80   | 10298   | 82   | 10455B* | 85   | 12050  | 92   |
| 10241L  | 80   | 10298B* | 82   | 10456   | 85   | 12051  | 92   |
| 10242   | 80   | 10299   | 82   | 10456B  | 85   | 12052  | 92   |
| 10242L  | 80   | 10299B* | 82   | 10457   | 85   | 12053  | 92   |
| 10243   | 80   | 10300   | 82   | 10458   | 85   | 12055  | 92   |
| 10244   | 80   | 10300B* | 82   | 10459   | 85   | 12056  | 93   |
| 10244L  | 80   | 10301   | 82   | 10460   | 85   | 12057  | 93   |
| 10245   | 80   | 10302   | 82   | 10461   | 85   | 12058  | 93   |
| 10246   | 80   | 10302B* | 82   | 10462   | 85   | 12059  | 93   |
| 10247   | 80   | 10303   | 82   | 10463   | 85   | 12060  | 93   |
| 10248   | 80   | 10303B* | 82   | 10464   | 85   | 12061  | 93   |
| 10253   | 81   | 10303L  | 82   | 10467   | 85   | 12062  | 93   |
| 10254   | 81   | 10304   | 82   | 10468   | 85   | 12063  | 93   |
| 10255   | 81   | 10305   | 82   | 10469   | 85   | 12064  | 93   |
| 10255L  | 81   | 10306   | 82   | 10470   | 85   | 12065  | 93   |
| 10256   | 81   | 10307   | 82   | 10473   | 85   | 12066  | 93   |
| 10256L  | 81   | 10311   | 82   | 10481   | 86   | 12067  | 93   |
| 10256WC | 78   | 10312   | 83   | 10482   | 86   | 12068  | 93   |

NUMERICAL INDEX

| Part# | Page | Part#   | Page | Part#   | Page | Part#   | Page |
|-------|------|---------|------|---------|------|---------|------|
| 12070 | 93   | 18011   | 96   | 18146L  | 98   | 18229B* | 100  |
| 12072 | 93   | 18028   | 102  | 18148   | 98   | 18230   | 100  |
| 12073 | 93   | 18029   | 102  | 18149   | 98   | 18232   | 100  |
| 12074 | 93   | 18030   | 102  | 18150   | 98   | 18232B* | 100  |
| 12075 | 93   | 18033   | 96   | 18152   | 98   | 18233   | 100  |
| 12076 | 93   | 18034   | 96   | 18153   | 98   | 18233B* | 100  |
| 12077 | 93   | 18035   | 96   | 18153L  | 98   | 18234   | 100  |
| 12079 | 93   | 18035L  | 96   | 18154   | 98   | 18234B* | 100  |
| 12081 | 93   | 18036   | 96   | 18154L  | 98   | 18235   | 100  |
| 12082 | 93   | 18037   | 96   | 18155   | 98   | 18235B* | 100  |
| 12085 | 93   | 18037L  | 96   | 18156   | 98   | 18236   | 100  |
| 12086 | 93   | 18038   | 96   | 18157   | 98   | 18237   | 100  |
| 12087 | 93   | 18039   | 96   | 18158   | 98   | 18237B* | 100  |
| 12088 | 93   | 18039L  | 96   | 18158L  | 98   | 18238   | 100  |
| 12089 | 93   | 18040   | 96   | 18159   | 98   | 18238B* | 100  |
| 12090 | 93   | 18040L  | 96   | 18159L  | 98   | 18239   | 100  |
| 12091 | 94   | 18041   | 96   | 18162   | 98   | 18240   | 100  |
| 12092 | 94   | 18042   | 96   | 18162L  | 98   | 18241   | 100  |
| 12093 | 94   | 18043   | 96   | 18163   | 98   | 18241B* | 100  |
| 12094 | 94   | 18062   | 96   | 18164   | 98   | 18242   | 100  |
| 12095 | 94   | 18063   | 96   | 18165   | 98   | 18243   | 100  |
| 12096 | 94   | 18064   | 96   | 18166   | 98   | 18245   | 100  |
| 12097 | 94   | 18064L  | 96   | 18175   | 99   | 18246   | 100  |
| 12098 | 94   | 18065   | 96   | 18176   | 99   | 18247   | 100  |
| 12099 | 92   | 18066   | 96   | 18177   | 99   | 18248   | 100  |
| 12100 | 94   | 18066L  | 96   | 18178   | 99   | 18251   | 101  |
| 12101 | 94   | 18067   | 96   | 18179   | 99   | 18252   | 101  |
| 12102 | 94   | 18068   | 96   | 18179L  | 99   | 18253   | 101  |
| 12103 | 94   | 18068L  | 96   | 18180   | 99   | 18253B* | 101  |
| 12104 | 92   | 18069   | 96   | 18180L  | 99   | 18254   | 101  |
| 12105 | 92   | 18069L  | 96   | 18181   | 99   | 18255   | 101  |
| 12110 | 94   | 18070   | 96   | 18182   | 99   | 18256   | 101  |
| 12111 | 94   | 18071   | 96   | 18183   | 99   | 18257   | 101  |
| 12112 | 94   | 18071L  | 96   | 18184   | 99   | 18258   | 101  |
| 12114 | 93   | 18076   | 97   | 18184L  | 99   | 18259   | 101  |
| 12115 | 93   | 18077   | 97   | 18185   | 99   | 18260   | 101  |
| 12118 | 94   | 18078   | 97   | 18186   | 99   | 18261   | 101  |
| 12119 | 94   | 18079   | 97   | 18187   | 99   | 18262   | 101  |
| 12120 | 94   | 18080   | 97   | 18187L  | 99   | 18263   | 101  |
| 12121 | 94   | 18081   | 97   | 18188   | 99   | 18264   | 101  |
| 12260 | 91   | 18082   | 97   | 18188L  | 99   | 18265   | 101  |
| 12261 | 91   | 18083   | 97   | 18189   | 99   | 18267   | 101  |
| 12262 | 91   | 18084   | 97   | 18189L  | 99   | 18268   | 101  |
| 12263 | 91   | 18101   | 97   | 18190   | 99   | 18273   | 101  |
| 12264 | 91   | 18101B* | 97   | 18190L  | 99   | 18274   | 101  |
| 12265 | 91   | 18102   | 97   | 18191   | 99   | 18275   | 101  |
| 12266 | 91   | 18103   | 97   | 18192   | 99   | 18276   | 101  |
| 12268 | 91   | 18103B* | 97   | 18193   | 99   | 18280   | 101  |
| 12269 | 91   | 18104   | 97   | 18193L  | 99   | 18281   | 101  |
| 12270 | 91   | 18105   | 97   | 18194   | 99   | 18282   | 101  |
| 12271 | 91   | 18105B* | 97   | 18194L  | 99   | 18290   | 101  |
| 12274 | 91   | 18106   | 97   | 18195   | 99   | 18291   | 101  |
| 12275 | 91   | 18107   | 97   | 18195L  | 99   | 18292   | 101  |
| 16001 | 103  | 18108   | 97   | 18196   | 99   | 18293   | 101  |
| 16002 | 103  | 18109   | 97   | 18197   | 99   | 18294   | 101  |
| 16003 | 103  | 18110   | 97   | 18198   | 99   | 18295   | 101  |
| 16004 | 103  | 18115   | 97   | 18199   | 99   | 18296   | 101  |
| 16009 | 103  | 18116   | 97   | 18200   | 99   | 18297   | 101  |
| 16010 | 103  | 18117   | 97   | 18201   | 99   | 18298   | 101  |
| 16011 | 103  | 18118   | 97   | 18202   | 99   | 18299   | 101  |
| 16090 | 103  | 18119   | 97   | 18203   | 99   | 18300   | 101  |
| 16117 | 103  | 18122B* | 98   | 18204   | 99   | 18301   | 101  |
| 16118 | 103  | 18123   | 98   | 18205   | 99   | 18302   | 101  |
| 16119 | 103  | 18124   | 98   | 18207   | 99   | 18307   | 102  |
| 16121 | 103  | 18124B  | 98   | 18216   | 99   | 18314   | 102  |
| 16122 | 103  | 18125   | 98   | 18219   | 100  | 18316   | 102  |
| 16123 | 103  | 18126   | 98   | 18220   | 100  | 18325   | 102  |
| 16127 | 103  | 18127   | 98   | 18220B* | 100  | 18328   | 102  |
| 16128 | 103  | 18128   | 98   | 18221   | 100  | 18329   | 102  |
| 16130 | 103  | 18129   | 98   | 18221B* | 100  | 18330   | 102  |
| 18001 | 96   | 18130   | 98   | 18223   | 100  | 18331   | 102  |
| 18002 | 96   | 18135   | 98   | 18224   | 100  | 18332   | 102  |
| 18003 | 96   | 18136   | 98   | 18224B* | 100  | 18333   | 102  |
| 18004 | 96   | 18142   | 98   | 18225   | 100  | 18334   | 102  |
| 18005 | 96   | 18143   | 98   | 18225B* | 100  | 18335   | 102  |
| 18006 | 96   | 18143L  | 98   | 18226   | 100  | 18336   | 102  |
| 18007 | 96   | 18144   | 98   | 18227   | 100  | 18338   | 102  |
| 18008 | 96   | 18145   | 98   | 18228   | 100  | 18339   | 102  |
| 18009 | 96   | 18145L  | 98   | 18228B* | 100  | 18534   | 49   |
| 18010 | 96   | 18146   | 98   | 18229   | 100  | 20001   | 111  |

NUMERICAL INDEX

| Part#    | Page | Part#    | Page | Part#    | Page | Part#    | Page |
|----------|------|----------|------|----------|------|----------|------|
| 20001C   | 128  | 20035    | 111  | 20060SS  | 126  | 20086NIC | 123  |
| 20012    | 111  | 20035C   | 128  | 20061    | 112  | 20086SS  | 126  |
| 20015    | 111  | 20035N   | 116  | 20061C   | 129  | 20087    | 112  |
| 20015C   | 128  | 20035NIC | 122  | 20061N*  | 117  | 20087C   | 129  |
| 20015N   | 116  | 20035P   | 388  | 20061NIC | 123  | 20087N   | 117  |
| 20015NIC | 122  | 20036    | 111  | 20061P   | 388  | 20087NIC | 123  |
| 20015SS  | 126  | 20036C   | 128  | 20061SS  | 126  | 20087SS  | 126  |
| 20016C   | 128  | 20036N   | 116  | 20062    | 112  | 20088    | 112  |
| 20016N   | 116  | 20036NIC | 122  | 20062C   | 129  | 20088C   | 129  |
| 20017    | 111  | 20036P   | 388  | 20062N   | 117  | 20088N*  | 117  |
| 20017C   | 128  | 20037    | 111  | 20062NIC | 123  | 20088NIC | 123  |
| 20017N   | 116  | 20037C   | 128  | 20062P   | 388  | 20089    | 113  |
| 20017NIC | 122  | 20037N   | 116  | 20063    | 112  | 20089N   | 118  |
| 20018    | 111  | 20037NIC | 122  | 20063C   | 129  | 20089S   | 113  |
| 20018C   | 128  | 20038    | 111  | 20063N*  | 117  | 20090    | 113  |
| 20018N   | 116  | 20038N   | 116  | 20063NIC | 123  | 20090C   | 129  |
| 20018NIC | 122  | 20039    | 112  | 20063P   | 388  | 20090S   | 113  |
| 20018P   | 387  | 20045    | 112  | 20063SS  | 126  | 20091    | 113  |
| 20019    | 111  | 20046    | 112  | 20064    | 113  | 20091C   | 129  |
| 20019C   | 128  | 20046N*  | 117  | 20065    | 113  | 20091N   | 118  |
| 20019N   | 116  | 20046NIC | 123  | 20066    | 113  | 20092    | 112  |
| 20019NIC | 122  | 20047N   | 117  | 20067    | 113  | 20092C*  | 129  |
| 20019P   | 387  | 20047NIC | 123  | 20068    | 113  | 20092N*  | 117  |
| 20019SS  | 126  | 20048    | 112  | 20068N   | 117  | 20092NIC | 123  |
| 20020    | 111  | 20048N   | 117  | 20068P   | 388  | 20092SS  | 126  |
| 20020C   | 128  | 20048NIC | 123  | 20069    | 113  | 20093    | 114  |
| 20020N   | 116  | 20049*   | 112  | 20069N   | 117  | 20094N   | 118  |
| 20020NIC | 122  | 20049C*  | 129  | 20069P   | 388  | 20095    | 114  |
| 20020P   | 387  | 20049N*  | 117  | 20070    | 113  | 20098    | 114  |
| 20020SS  | 126  | 20049NIC | 123  | 20070P   | 388  | 20099    | 114  |
| 20021    | 111  | 20050    | 112  | 20072    | 113  | 20099C   | 130  |
| 20021C   | 128  | 20050C   | 129  | 20072N   | 117  | 20100    | 114  |
| 20021N   | 116  | 20050N*  | 117  | 20072P   | 388  | 20100C   | 130  |
| 20021NIC | 122  | 20050NIC | 123  | 20073    | 113  | 20101    | 114  |
| 20021P   | 387  | 20050P   | 388  | 20073N   | 117  | 20102    | 114  |
| 20021SS  | 126  | 20051*   | 112  | 20073P   | 388  | 20103    | 114  |
| 20022    | 111  | 20052    | 112  | 20074    | 113  | 20103C*  | 130  |
| 20022C   | 128  | 20053*   | 112  | 20075    | 113  | 20103N   | 118  |
| 20022N   | 116  | 20053C   | 129  | 20076**  | 112  | 20103NIC | 124  |
| 20023    | 112  | 20053N*  | 117  | 20076N*  | 117  | 20104*   | 114  |
| 20023N   | 117  | 20053NIC | 123  | 20076NIC | 123  | 20104C*  | 130  |
| 20023NIC | 123  | 20054    | 112  | 20077    | 112  | 20105    | 114  |
| 20024C   | 128  | 20054C   | 129  | 20077C*  | 129  | 20105C   | 130  |
| 20024N   | 116  | 20054N*  | 117  | 20078**  | 112  | 20105N   | 118  |
| 20025    | 111  | 20054NIC | 123  | 20078C   | 129  | 20105NIC | 124  |
| 20025C   | 128  | 20054P   | 388  | 20079    | 112  | 20106    | 114  |
| 20025N   | 116  | 20054SS  | 126  | 20079C   | 129  | 20106C   | 130  |
| 20025NIC | 122  | 20055    | 112  | 20079N   | 117  | 20106N   | 118  |
| 20026    | 111  | 20055C   | 129  | 20079NIC | 123  | 20106NIC | 124  |
| 20026C   | 128  | 20055N*  | 117  | 20080    | 112  | 20107    | 114  |
| 20026N   | 116  | 20055NIC | 123  | 20080C*  | 129  | 20107C   | 130  |
| 20026NIC | 122  | 20055P   | 388  | 20080N*  | 117  | 20107N   | 118  |
| 20027    | 111  | 20055SS  | 126  | 20080NIC | 123  | 20107NIC | 124  |
| 20027C   | 128  | 20056    | 112  | 20081    | 112  | 20108    | 114  |
| 20028    | 111  | 20056C   | 129  | 20081C   | 129  | 20108C   | 130  |
| 20028C   | 128  | 20056N   | 117  | 20081N*  | 117  | 20108N   | 118  |
| 20028N   | 116  | 20056NIC | 123  | 20081NIC | 123  | 20108NIC | 124  |
| 20028NIC | 122  | 20056P   | 388  | 20081SS  | 126  | 20109    | 114  |
| 20028P   | 387  | 20056SS  | 126  | 20082    | 112  | 20109C*  | 130  |
| 20028SS  | 126  | 20057    | 112  | 20082C   | 129  | 20109N   | 118  |
| 20029    | 111  | 20057C   | 129  | 20082N*  | 117  | 20110    | 114  |
| 20029C   | 128  | 20057N   | 117  | 20082NIC | 123  | 20110C   | 130  |
| 20029N   | 116  | 20057NIC | 123  | 20082SS  | 126  | 20110N   | 118  |
| 20029NIC | 122  | 20057P   | 388  | 20083    | 112  | 20111    | 114  |
| 20029P   | 387  | 20058    | 112  | 20083C   | 129  | 20111C   | 130  |
| 20030    | 111  | 20058C   | 129  | 20083N*  | 117  | 20111N   | 118  |
| 20030C   | 128  | 20058N*  | 117  | 20083NIC | 123  | 20113    | 114  |
| 20030N   | 116  | 20058NIC | 123  | 20083SS  | 126  | 20115    | 114  |
| 20030NIC | 122  | 20058P   | 388  | 20084    | 112  | 20116    | 114  |
| 20030P   | 387  | 20058SS  | 126  | 20084C   | 129  | 20117    | 114  |
| 20031*   | 111  | 20059    | 112  | 20084N*  | 117  | 20118    | 114  |
| 20031C   | 128  | 20059C   | 129  | 20084NIC | 123  | 20119    | 114  |
| 20031N   | 116  | 20059N*  | 117  | 20084SS  | 126  | 20120    | 114  |
| 20032    | 111  | 20059NIC | 123  | 20085    | 112  | 20121C   | 130  |
| 20032N   | 116  | 20059P   | 388  | 20085C   | 129  | 20123N*  | 118  |
| 20032NIC | 122  | 20059SS  | 126  | 20085N*  | 117  | 20123NIC | 124  |
| 20034    | 111  | 20060    | 112  | 20085NIC | 123  | 20124N   | 118  |
| 20034C   | 128  | 20060C   | 129  | 20086    | 112  | 20125N*  | 118  |
| 20034N   | 116  | 20060N   | 117  | 20086C   | 129  | 20125NIC | 124  |
| 20034NIC | 122  | 20060NIC | 123  | 20086N   | 117  | 20127C   | 130  |

## NUMERICAL INDEX

| Part#    | Page | Part#    | Page | Part#    | Page | Part#    | Page |
|----------|------|----------|------|----------|------|----------|------|
| 20127N*  | 118  | 20184NIC | 123  | 20517C*  | 129  | 20632    | 132  |
| 20127NIC | 124  | 20185C   | 128  | 20518C*  | 129  | 20632N*  | 120  |
| 20127P   | 387  | 20187C   | 131  | 20519C*  | 130  | 20632NIC | 125  |
| 20128C   | 130  | 20188C   | 131  | 20524P   | 388  | 20633    | 132  |
| 20128N*  | 118  | 20189C   | 131  | 20525P   | 388  | 20633N*  | 120  |
| 20128NIC | 124  | 20192    | 113  | 20528P   | 388  | 20633NIC | 125  |
| 20128P   | 387  | 20194C   | 131  | 20529P   | 388  | 20634    | 132  |
| 20129C   | 130  | 20195C   | 131  | 20530    | 112  | 20634N*  | 120  |
| 20129N*  | 118  | 20200    | 106  | 20530C   | 129  | 20634NIC | 125  |
| 20129NIC | 124  | 20206N   | 120  | 20530N*  | 117  | 20634NIC | 125  |
| 20129P   | 387  | 20206NIC | 125  | 20530NIC | 123  | 20635    | 132  |
| 20135C*  | 130  | 20211    | 106  | 20531    | 112  | 20635N   | 120  |
| 20136C*  | 130  | 20212    | 106  | 20531C   | 129  | 20635NIC | 125  |
| 20137C*  | 130  | 20213    | 106  | 20531N*  | 117  | 20635NIC | 125  |
| 20138C*  | 130  | 20214    | 106  | 20531NIC | 123  | 20636    | 132  |
| 20139C   | 130  | 20240    | 106  | 20532    | 112  | 20636N*  | 120  |
| 20140C   | 130  | 20242    | 106  | 20532N   | 117  | 20636NIC | 125  |
| 20149C   | 128  | 20243    | 106  | 20532NIC | 123  | 20637    | 132  |
| 20150    | 111  | 20244    | 106  | 20535*   | 112  | 20637N*  | 120  |
| 20150C   | 128  | 20245    | 106  | 20535C*  | 129  | 20637NIC | 125  |
| 20150N   | 116  | 20248    | 106  | 20535N   | 117  | 20638    | 132  |
| 20150NIC | 122  | 20250    | 106  | 20535NIC | 123  | 20638N*  | 120  |
| 20151    | 111  | 20251    | 106  | 20537C   | 129  | 20642    | 133  |
| 20151C   | 128  | 20252    | 106  | 20537N*  | 117  | 20642N*  | 121  |
| 20151N   | 116  | 20253    | 106  | 20538*   | 112  | 20642NIC | 125  |
| 20151NIC | 122  | 20256    | 107  | 20538C   | 129  | 20655    | 133  |
| 20151SS  | 126  | 20259    | 107  | 20538N*  | 117  | 20655N   | 121  |
| 20152    | 111  | 20260    | 107  | 20538NIC | 123  | 20656    | 133  |
| 20152C   | 128  | 20261    | 107  | 20538SS  | 126  | 20656N*  | 121  |
| 20152N   | 116  | 20262    | 107  | 20539*   | 112  | 20656NIC | 125  |
| 20152NIC | 122  | 20263    | 107  | 20539C*  | 129  | 20657    | 133  |
| 20152P   | 387  | 20268    | 107  | 20539N   | 117  | 20657N*  | 121  |
| 20152SS  | 126  | 20269    | 107  | 20539NIC | 123  | 20657NIC | 125  |
| 20153    | 111  | 20270    | 107  | 20551    | 114  | 20658    | 133  |
| 20153C   | 128  | 20271    | 107  | 20551C   | 128  | 20658N*  | 121  |
| 20153N   | 116  | 20272    | 107  | 20552    | 114  | 20659    | 133  |
| 20153NIC | 122  | 20273    | 107  | 20553    | 114  | 20659N*  | 121  |
| 20153P   | 387  | 20274    | 107  | 20553C   | 128  | 20660    | 132  |
| 20153SS  | 126  | 20275    | 107  | 20553N   | 119  | 20660N   | 120  |
| 20154    | 111  | 20276    | 107  | 20555C   | 128  | 20660NIC | 125  |
| 20154C   | 128  | 20277    | 107  | 20557C   | 131  | 20661    | 132  |
| 20154N   | 116  | 20278    | 107  | 20600    | 132  | 20661N   | 120  |
| 20154NIC | 122  | 20279    | 107  | 20600N   | 119  | 20661NIC | 125  |
| 20154P   | 387  | 20282    | 107  | 20600NIC | 124  | 20672    | 133  |
| 20154SS  | 126  | 20287    | 107  | 20601    | 132  | 20673    | 133  |
| 20155C   | 128  | 20289*   | 107  | 20601N   | 119  | 20674    | 133  |
| 20155N   | 116  | 20290    | 107  | 20601NIC | 124  | 20676    | 133  |
| 20155NIC | 122  | 20291    | 107  | 20602    | 132  | 20677    | 133  |
| 20155SS  | 126  | 20292    | 107  | 20603    | 132  | 20682    | 133  |
| 20156N   | 118  | 20293    | 107  | 20603N   | 119  | 20682N*  | 121  |
| 20157N   | 118  | 20294    | 107  | 20603NIC | 124  | 20683    | 133  |
| 20158C*  | 130  | 20295    | 107  | 20604    | 132  | 20683N*  | 121  |
| 20158N   | 118  | 20296    | 107  | 20604N   | 119  | 20684    | 133  |
| 20160C*  | 130  | 20302    | 108  | 20604NIC | 124  | 20684N*  | 121  |
| 20160NIC | 124  | 20303    | 108  | 20610    | 132  | 20685    | 133  |
| 20161    | 113  | 20304    | 108  | 20610N   | 119  | 20686    | 133  |
| 20162    | 113  | 20310    | 108  | 20611    | 132  | 20686N*  | 121  |
| 20162C   | 130  | 20311    | 108  | 20611N   | 119  | 20687    | 133  |
| 20162N   | 118  | 20313    | 108  | 20611NIC | 124  | 20688    | 133  |
| 20162NIC | 124  | 20319    | 108  | 20612    | 132  | 20689    | 133  |
| 20163    | 113  | 20320    | 108  | 20612N   | 119  | 20690*   | 133  |
| 20163C   | 130  | 20322    | 108  | 20612NIC | 124  | 20698*   | 133  |
| 20163N   | 118  | 20323    | 108  | 20613    | 132  | 20699*   | 133  |
| 20163NIC | 124  | 20324    | 108  | 20613N   | 119  | 20700N   | 120  |
| 20164    | 113  | 20327    | 108  | 20613NIC | 125  | 20701N   | 120  |
| 20164NIC | 124  | 20328    | 108  | 20614    | 132  | 20702N*  | 120  |
| 20165    | 113  | 20333    | 106  | 20614N   | 119  | 20702NIC | 125  |
| 20165N   | 118  | 20337    | 106  | 20614NIC | 125  | 20702NIC | 125  |
| 20166    | 113  | 20487C   | 131  | 20623N   | 121  | 20703N   | 120  |
| 20166C   | 130  | 20488C   | 131  | 20624N   | 121  | 20704N*  | 120  |
| 20166N   | 118  | 20489C   | 131  | 20625N*  | 121  | 20705N*  | 120  |
| 20167    | 113  | 20510N   | 119  | 20626N   | 121  | 20706N   | 120  |
| 20167C   | 130  | 20511N   | 119  | 20628N   | 120  | 20707N   | 120  |
| 20167N   | 118  | 20512N   | 119  | 20629N   | 120  | 20708N*  | 121  |
| 20168    | 113  | 20512P   | 388  | 20630    | 132  | 20709N*  | 121  |
| 20168N   | 118  | 20513N   | 119  | 20630N*  | 120  | 20709NIC | 125  |
| 20171C   | 131  | 20514N   | 119  | 20630NIC | 125  | 20710N   | 121  |
| 20182C   | 128  | 20514P   | 388  | 20631    | 132  | 20710NIC | 125  |
| 20184C   | 129  | 20515C   | 128  | 20631N*  | 120  | 20711*   | 133  |
| 20184N   | 117  | 20516C   | 128  | 20631NIC | 125  | 20711N*  | 121  |

NUMERICAL INDEX

| Part#    | Page | Part#    | Page | Part#  | Page | Part#   | Page |
|----------|------|----------|------|--------|------|---------|------|
| 20712N   | 121  | 20832C*  | 130  | 27038  | 530  | 28080   | 32   |
| 20713N*  | 121  | 20841N   | 117  | 27044  | 530  | 28084   | 34   |
| 20714N   | 121  | 20848N*  | 117  | 27046  | 530  | 28085   | 34   |
| 20715N   | 121  | 20855*   | 133  | 27048  | 530  | 28086   | 34   |
| 20724N   | 119  | 20856*   | 133  | 28001  | 30   | 28087   | 34   |
| 20724P   | 387  | 20857*   | 133  | 28002  | 30   | 28088** | 34   |
| 20725N   | 119  | 20859*   | 133  | 28003  | 30   | 28089** | 34   |
| 20725P   | 387  | 20859NIC | 125  | 28004  | 30   | 28090   | 34   |
| 20726N   | 119  | 20878P   | 389  | 28005  | 30   | 28091   | 33   |
| 20727C   | 131  | 20880P   | 389  | 28009  | 30   | 28092   | 34   |
| 20727N   | 119  | 20881P   | 389  | 28010  | 30   | 28093   | 34   |
| 20727NIC | 124  | 20900P   | 389  | 28011  | 30   | 28094   | 34   |
| 20728C   | 131  | 20901P   | 389  | 28012  | 30   | 28095   | 34   |
| 20728N   | 119  | 20904P   | 389  | 28013  | 30   | 28096   | 34   |
| 20729N   | 119  | 20905P   | 389  | 28014  | 30   | 28101   | 33   |
| 20730N   | 119  | 20925P   | 389  | 28015  | 30   | 28102   | 33   |
| 20732N   | 121  | 20927P   | 389  | 28015B | 30   | 28102L  | 33   |
| 20734N   | 121  | 20973P   | 388  | 28016  | 30   | 28103   | 33   |
| 20734P   | 387  | 20974P   | 388  | 28016B | 30   | 28104   | 33   |
| 20735N   | 121  | 20985P   | 389  | 28017  | 30   | 28104L  | 33   |
| 20736P   | 387  | 20986P   | 389  | 28018  | 30   | 28105   | 33   |
| 20740    | 132  | 20993P   | 388  | 28019  | 30   | 28105L  | 33   |
| 20742P   | 389  | 21003    | 53   | 28020  | 30   | 28106   | 33   |
| 20743N   | 119  | 21007    | 53   | 28021  | 30   | 28106L  | 33   |
| 20743NIC | 125  | 21023    | 53   | 28021B | 30   | 28107   | 33   |
| 20746    | 133  | 21025    | 53   | 28022  | 30   | 28107L  | 33   |
| 20746N   | 120  | 21027    | 53   | 28023  | 30   | 28108   | 33   |
| 20747P   | 389  | 21082    | 53   | 28024  | 30   | 28109   | 33   |
| 20748N   | 120  | 21095    | 53   | 28025  | 30   | 28109L  | 33   |
| 20748P   | 389  | 21097    | 53   | 28026  | 30   | 28110   | 33   |
| 20749N   | 120  | 21111    | 53   | 28027  | 30   | 28110L  | 33   |
| 20750N   | 120  | 21113    | 53   | 28028  | 30   | 28111   | 33   |
| 20751N   | 120  | 21115    | 53   | 28028  | 30   | 28111L  | 33   |
| 20752N   | 120  | 21117    | 53   | 28029  | 31   | 28112   | 33   |
| 20753N   | 120  | 21119    | 53   | 28030  | 31   | 28113   | 33   |
| 20755P   | 387  | 21121    | 53   | 28031  | 31   | 28114   | 33   |
| 20756P   | 387  | 21151    | 53   | 28032  | 30   | 28114   | 33   |
| 20758P   | 387  | 21155    | 53   | 28033  | 30   | 28115   | 33   |
| 20762N   | 118  | 21161    | 53   | 28034  | 30   | 28116   | 34   |
| 20776P   | 389  | 21174    | 372  | 28035  | 30   | 28117   | 34   |
| 20777P   | 389  | 21175    | 372  | 28036  | 30   | 28118   | 34   |
| 20778P   | 389  | 21176    | 372  | 28038  | 31   | 28119   | 34   |
| 20779P   | 389  | 21177    | 372  | 28039  | 31   | 28120   | 34   |
| 20780    | 503  | 21178    | 372  | 28041  | 31   | 28121   | 34   |
| 20780C   | 131  | 21179    | 372  | 28042  | 31   | 28122   | 34   |
| 20781C   | 131  | 21180    | 372  | 28043  | 31   | 28123   | 35   |
| 20782C   | 131  | 21180    | 372  | 28044  | 31   | 28124   | 35   |
| 20785C   | 131  | 21193    | 53   | 28045  | 31   | 28125   | 35   |
| 20786C   | 131  | 21195    | 53   | 28046  | 31   | 28126   | 35   |
| 20787C   | 131  | 21207    | 53   | 28047  | 31   | 28127   | 35   |
| 20788C   | 131  | 24082    | 526  | 28048  | 31   | 28128   | 34   |
| 20789C   | 131  | 24083    | 526  | 28049  | 31   | 28129   | 34   |
| 20790    | 133  | 24084    | 526  | 28050  | 31   | 28130   | 34   |
| 20801    | 132  | 24085    | 526  | 28051  | 31   | 28131   | 35   |
| 20801N   | 120  | 24086    | 526  | 28052  | 31   | 28132   | 35   |
| 20801NIC | 125  | 24088    | 526  | 28053B | 30   | 28133   | 35   |
| 20803    | 133  | 25001    | 104  | 28057  | 31   | 28134   | 35   |
| 20803N*  | 121  | 25033    | 104  | 28058  | 31   | 28135   | 35   |
| 20803NIC | 125  | 25044    | 528  | 28058L | 31   | 28136   | 35   |
| 20805    | 133  | 25046    | 528  | 28059  | 31   | 28140   | 35   |
| 20805N*  | 121  | 25048    | 528  | 28059  | 507  | 28141   | 35   |
| 20806    | 132  | 25062    | 104  | 28059  | 507  | 28142   | 35   |
| 20807    | 132  | 25175    | 104  | 28059  | 509  | 28143   | 35   |
| 20807N   | 120  | 25176    | 104  | 28059L | 31   | 28144   | 35   |
| 20808    | 132  | 25219    | 104  | 28060  | 31   | 28145   | 35   |
| 20808N   | 120  | 25220    | 104  | 28060L | 31   | 28146   | 35   |
| 20809    | 133  | 25221    | 104  | 28061  | 31   | 28147   | 35   |
| 20809N*  | 121  | 27002    | 529  | 28061L | 31   | 28148   | 35   |
| 20810    | 133  | 27004    | 529  | 28062  | 31   | 28149   | 35   |
| 20811    | 133  | 27005    | 529  | 28062L | 31   | 28150   | 35   |
| 20813    | 133  | 27006    | 529  | 28063  | 31   | 28151   | 35   |
| 20813N   | 120  | 27008    | 529  | 28067  | 32   | 28152   | 35   |
| 20814    | 133  | 27014    | 529  | 28068  | 32   | 28153   | 35   |
| 20814N   | 120  | 27015    | 529  | 28068  | 32   | 28154   | 35   |
| 20815    | 133  | 27016    | 529  | 28069  | 32   | 28155   | 35   |
| 20815N   | 120  | 27018    | 529  | 28070  | 32   | 28156   | 32   |
| 20816    | 133  | 27024    | 529  | 28071  | 32   | 28156S  | 32   |
| 20817*   | 133  | 27026    | 529  | 28075  | 32   | 28157   | 32   |
| 20818    | 133  | 27028    | 529  | 28076  | 32   | 28157S  | 32   |
| 20820*   | 133  | 27034    | 530  | 28077  | 32   | 28158   | 32   |
|          |      | 27036    | 530  | 28078  | 32   | 28158S  | 32   |
|          |      |          |      | 28079  | 32   |         |      |

NUMERICAL INDEX

| Part#  | Page | Part#   | Page | Part#  | Page | Part#   | Page |
|--------|------|---------|------|--------|------|---------|------|
| 28159  | 32   | 28232   | 36   | 28329  | 39   | 28519S  | 498  |
| 28159S | 32   | 28233   | 36   | 28330  | 39   | 28520   | 499  |
| 28160  | 32   | 28234   | 36   | 28333  | 39   | 28521   | 499  |
| 28161  | 32   | 28238   | 36   | 28335  | 39   | 28522   | 499  |
| 28165  | 33   | 28239   | 36   | 28336  | 39   | 28524   | 499  |
| 28166  | 33   | 28240   | 36   | 28337  | 39   | 28525S  | 498  |
| 28167  | 33   | 28245   | 37   | 28338  | 39   | 28525S  | 509  |
| 28168  | 33   | 28246   | 37   | 28339  | 39   | 28526S  | 498  |
| 28169  | 33   | 28247   | 37   | 28340  | 39   | 28528   | 499  |
| 28174  | 34   | 28248   | 37   | 28345  | 41   | 28530   | 499  |
| 28175  | 34   | 28249   | 37   | 28346  | 40   | 28531   | 499  |
| 28176  | 34   | 28253   | 37   | 28347  | 40   | 28532   | 499  |
| 28178  | 32   | 28254   | 37   | 28348  | 40   | 28533   | 495  |
| 28179  | 32   | 28255   | 37   | 28350  | 500  | 28534   | 495  |
| 28189* | 32   | 28256   | 37   | 28352  | 500  | 28534   | 507  |
| 28190  | 37   | 28259*  | 33   | 28354  | 500  | 28534   | 507  |
| 28190L | 37   | 28260   | 33   | 28364  | 501  | 28534   | 507  |
| 28191  | 37   | 28261   | 33   | 28365  | 501  | 28534   | 508  |
| 28191L | 37   | 28261B* | 33   | 28366  | 501  | 28534   | 508  |
| 28192  | 37   | 28262   | 33   | 28367  | 501  | 28534   | 509  |
| 28192L | 37   | 28263   | 33   | 28368  | 501  | 28534   | 509  |
| 28193  | 37   | 28264   | 33   | 28369  | 501  | 28534   | 509  |
| 28193L | 37   | 28265   | 33   | 28370  | 501  | 28534B  | 495  |
| 28194  | 37   | 28265B* | 33   | 28371  | 501  | 28534B  | 508  |
| 28194L | 37   | 28266   | 38   | 28372  | 501  | 28534SS | 496  |
| 28195  | 37   | 28266B  | 38   | 28373  | 501  | 28535   | 495  |
| 28195L | 37   | 28267   | 38   | 28374  | 501  | 28540   | 494  |
| 28196  | 37   | 28267B  | 38   | 28375  | 501  | 28540   | 507  |
| 28196L | 37   | 28268   | 38   | 28376  | 501  | 28540   | 507  |
| 28197  | 37   | 28268B  | 38   | 28377  | 501  | 28540   | 507  |
| 28198  | 37   | 28269   | 38   | 28378  | 501  | 28540   | 508  |
| 28199  | 37   | 28269B  | 38   | 28380  | 501  | 28540S  | 494  |
| 28199L | 37   | 28270B  | 38   | 28381  | 501  | 28540S  | 508  |
| 28200  | 34   | 28274   | 38   | 28382  | 501  | 28540S  | 508  |
| 28201  | 34   | 28275   | 38   | 28401  | 177  | 28540S  | 509  |
| 28201S | 35   | 28276   | 38   | 28402  | 177  | 28540S  | 509  |
| 28202  | 34   | 28276B  | 38   | 28404  | 177  | 28540S  | 509  |
| 28202S | 35   | 28281   | 38   | 28405  | 177  | 28540S  | 509  |
| 28203  | 34   | 28281F  | 38   | 28424  | 37   | 28541   | 494  |
| 28203S | 35   | 28282   | 38   | 28425  | 37   | 28541S  | 494  |
| 28204  | 34   | 28282F  | 38   | 28426  | 37   | 28545   | 495  |
| 28204S | 35   | 28283   | 38   | 28427  | 37   | 28546   | 495  |
| 28205  | 34   | 28284   | 38   | 28430  | 33   | 28546   | 507  |
| 28205S | 35   | 28285   | 38   | 28440  | 39   | 28546   | 507  |
| 28207  | 37   | 28290   | 39   | 28441  | 39   | 28546   | 507  |
| 28207L | 37   | 28291   | 39   | 28442  | 39   | 28546   | 508  |
| 28208  | 37   | 28292   | 39   | 28443  | 39   | 28546   | 508  |
| 28208L | 37   | 28293   | 39   | 28475  | 35   | 28546   | 509  |
| 28209  | 37   | 28294   | 39   | 28476  | 35   | 28546   | 509  |
| 28210  | 36   | 28295   | 39   | 28481  | 35   | 28546   | 509  |
| 28211  | 36   | 28296   | 39   | 28482  | 35   | 28546   | 509  |
| 28211L | 36   | 28298   | 39   | 28487  | 35   | 28546B  | 495  |
| 28212  | 36   | 28299   | 40   | 28488  | 35   | 28546B  | 508  |
| 28212  | 507  | 28300   | 40   | 28493  | 35   | 28546SS | 496  |
| 28212  | 509  | 28300SS | 41   | 28496  | 35   | 28547   | 495  |
| 28212L | 36   | 28301   | 40   | 28497  | 35   | 28552   | 494  |
| 28213  | 36   | 28301SS | 41   | 28498  | 35   | 28552   | 508  |
| 28213L | 36   | 28302   | 40   | 28499  | 35   | 28552S  | 494  |
| 28214  | 36   | 28303   | 40   | 28500  | 498  | 28553   | 494  |
| 28214L | 36   | 28303SS | 41   | 28501  | 498  | 28553S  | 494  |
| 28215  | 36   | 28304   | 40   | 28501B | 498  | 28557   | 495  |
| 28215L | 36   | 28304SS | 41   | 28502  | 498  | 28558   | 495  |
| 28216L | 36   | 28305   | 40   | 28503  | 498  | 28559   | 495  |
| 28218  | 36   | 28306   | 41   | 28504  | 498  | 28560   | 496  |
| 28220  | 36   | 28307   | 41   | 28507  | 498  | 28560SS | 496  |
| 28220L | 36   | 28308   | 41   | 28507S | 498  | 28561   | 495  |
| 28221  | 36   | 28309   | 41   | 28508  | 498  | 28562   | 494  |
| 28221L | 36   | 28310   | 41   | 28509  | 498  | 28562S  | 494  |
| 28222  | 36   | 28311   | 40   | 28510  | 498  | 28564   | 494  |
| 28222L | 36   | 28312   | 41   | 28510B | 498  | 28564S  | 494  |
| 28223  | 36   | 28313   | 40   | 28511  | 498  | 28565   | 494  |
| 28223L | 36   | 28315*  | 40   | 28512  | 498  | 28565S  | 495  |
| 28224  | 36   | 28316** | 40   | 28512  | 509  | 28566   | 494  |
| 28224L | 36   | 28317   | 40   | 28513  | 498  | 28566S  | 495  |
| 28225  | 36   | 28318   | 40   | 28514S | 498  | 28578   | 497  |
| 28225L | 36   | 28319   | 40   | 28515  | 498  | 28579   | 496  |
| 28227  | 36   | 28320   | 41   | 28516  | 498  | 28584   | 497  |
| 28229  | 37   | 28321   | 40   | 28516S | 498  | 28585   | 497  |
| 28230  | 36   | 28322   | 40   | 28517  | 498  | 28586   | 497  |
| 28231  | 36   | 28325   | 41   | 28518  | 499  | 28587   | 497  |

NUMERICAL INDEX

| Part#  | Page | Part#  | Page | Part#      | Page | Part#   | Page |
|--------|------|--------|------|------------|------|---------|------|
| 28589  | 496  | 28690  | 496  | 28816P     | 381  | 30073   | 66   |
| 28593  | 497  | 28691  | 496  | 28818P     | 381  | 30074   | 66   |
| 28594  | 497  | 28693P | 382  | 28819P     | 380  | 30078   | 65   |
| 28595  | 497  | 28694P | 382  | 28819W     | 380  | 30083   | 65   |
| 28597  | 497  | 28695P | 382  | 28957      | 88   | 30087   | 65   |
| 28601  | 497  | 28696P | 382  | 28958      | 88   | 30088   | 65   |
| 28601B | 380  | 28697P | 382  | 28959      | 88   | 30088S  | 65   |
| 28601W | 380  | 28698P | 382  | 28960      | 88   | 30093   | 65   |
| 28602B | 380  | 28699P | 382  | 28961      | 88   | 30094   | 65   |
| 28602W | 380  | 28701  | 88   | 28962      | 88   | 30098   | 66   |
| 28603  | 497  | 28702  | 88   | 28963      | 88   | 30099   | 66   |
| 28603B | 380  | 28703  | 88   | 28964      | 88   | 30100*  | 66   |
| 28603W | 380  | 28703W | 380  | 28966      | 88   | 30103   | 67   |
| 28604B | 380  | 28704  | 88   | 28969      | 88   | 30103B  | 67   |
| 28604W | 380  | 28704P | 380  | 28970      | 88   | 30103P  | 386  |
| 28605B | 380  | 28704W | 380  | 28996      | 376  | 30123   | 68   |
| 28605W | 380  | 28705  | 88   | 28997      | 376  | 30128   | 68   |
| 28606W | 380  | 28705W | 380  | 28998      | 376  | 30133   | 68   |
| 28607W | 380  | 28706  | 88   | 28999      | 376  | 30135   | 68   |
| 28608W | 380  | 28706W | 380  | 30000**    | 64   | 30136   | 68   |
| 28609W | 380  | 28707  | 88   | 30001      | 64   | 30137   | 68   |
| 28611B | 381  | 28707W | 380  | 30006      | 64   | 30138   | 68   |
| 28611W | 381  | 28708  | 88   | 30011      | 64   | 30139   | 68   |
| 28612B | 381  | 28709  | 88   | 30012      | 64   | 30140   | 72   |
| 28612W | 381  | 28710  | 88   | 30013      | 64   | 30141   | 72   |
| 28613B | 381  | 28711  | 88   | 30013LF*   | 192  | 30142   | 67   |
| 28613W | 381  | 28712  | 88   | 30016      | 64   | 30150   | 67   |
| 28614B | 381  | 28713  | 88   | 30017      | 64   | 30150R  | 67   |
| 28614P | 381  | 28714  | 88   | 30018      | 64   | 30151   | 67   |
| 28614W | 381  | 28715  | 88   | 30019LF*   | 192  | 30160   | 72   |
| 28615P | 381  | 28716  | 88   | 30020LF**  | 192  | 30161   | 71   |
| 28615W | 381  | 28717  | 88   | 30021      | 66   | 30162   | 71   |
| 28616W | 381  | 28718  | 88   | 30022      | 66   | 30163   | 71   |
| 28617W | 381  | 28719  | 88   | 30025      | 69   | 30180   | 67   |
| 28618W | 381  | 28720W | 380  | 30026      | 67   | 30180F  | 67   |
| 28619P | 381  | 28721W | 380  | 30027      | 69   | 30181*  | 65   |
| 28619W | 381  | 28723P | 380  | 30027SS    | 69   | 30182*  | 65   |
| 28620W | 381  | 28723W | 380  | 30028      | 69   | 30183   | 65   |
| 28622W | 381  | 28724F | 89   | 30029      | 69   | 30184*  | 65   |
| 28623B | 381  | 28724W | 380  | 30029SS    | 69   | 30200   | 57   |
| 28625B | 381  | 28725W | 380  | 30030      | 69   | 30200SS | 62   |
| 28640W | 382  | 28726W | 380  | 30031      | 69   | 30201   | 57   |
| 28641W | 382  | 28727W | 380  | 30032      | 69   | 30201SS | 62   |
| 28642W | 382  | 28731F | 89   | 30032SS    | 69   | 30202   | 57   |
| 28643W | 382  | 28733F | 89   | 30033      | 69   | 30203   | 57   |
| 28659P | 381  | 28736F | 89   | 30033SS    | 69   | 30203SS | 62   |
| 28659W | 381  | 28738F | 89   | 30034      | 69   | 30204   | 57   |
| 28660P | 381  | 28741W | 380  | 30034SS    | 69   | 30204SS | 62   |
| 28660W | 381  | 28742F | 89   | 30035      | 69   | 30205   | 57   |
| 28661P | 381  | 28742P | 380  | 30039      | 69   | 30206   | 57   |
| 28661W | 381  | 28743P | 380  | 30040      | 69   | 30206SS | 62   |
| 28663P | 381  | 28743W | 380  | 30040SS    | 69   | 30207   | 57   |
| 28663W | 381  | 28744P | 380  | 30041      | 69   | 30207SS | 62   |
| 28663W | 381  | 28744W | 380  | 30041SS    | 69   | 30208   | 57   |
| 28664P | 381  | 28745W | 380  | 30042      | 69   | 30209   | 57   |
| 28664W | 381  | 28746W | 380  | 30042SS    | 69   | 30210   | 57   |
| 28666P | 381  | 28747W | 380  | 30043      | 69   | 30210SS | 62   |
| 28666W | 381  | 28748  | 88   | 30044      | 69   | 30211   | 57   |
| 28667W | 381  | 28749  | 88   | 30045      | 69   | 30212   | 57   |
| 28668P | 381  | 28752  | 88   | 30046      | 69   | 30213   | 57   |
| 28668W | 381  | 28753  | 88   | 30047      | 65   | 30214   | 57   |
| 28671P | 381  | 28754  | 88   | 30048      | 65   | 30215   | 57   |
| 28671W | 381  | 28756  | 88   | 30049      | 65   | 30215SS | 62   |
| 28672P | 381  | 28760F | 89   | 30050      | 68   | 30216   | 57   |
| 28672W | 381  | 28762F | 89   | 30051      | 68   | 30217   | 57   |
| 28674W | 381  | 28762W | 382  | 30052      | 68   | 30218   | 57   |
| 28675P | 381  | 28763W | 382  | 30053      | 66   | 30219   | 57   |
| 28675W | 381  | 28764W | 382  | 30054      | 66   | 30220   | 58   |
| 28678P | 381  | 28765W | 382  | 30055      | 65   | 30221   | 58   |
| 28678W | 381  | 28766F | 89   | 30056      | 65   | 30222   | 58   |
| 28679W | 381  | 28767W | 382  | 30058      | 66   | 30223   | 58   |
| 28680W | 381  | 28768F | 89   | 30058S*    | 66   | 30224   | 58   |
| 28682W | 381  | 28768W | 382  | 30063**    | 66   | 30225   | 58   |
| 28683  | 499  | 28770F | 89   | 30063BE*** | 66   | 30226   | 58   |
| 28683W | 381  | 28772F | 89   | 30063S     | 66   | 30227   | 58   |
| 28684  | 499  | 28774F | 89   | 30064      | 66   | 30229   | 58   |
| 28685  | 499  | 28777F | 89   | 30065      | 66   | 30230   | 59   |
| 28685W | 381  | 28778F | 89   | 30066      | 66   | 30230SS | 62   |
| 28686  | 499  | 28780F | 89   | 30067      | 66   | 30231   | 59   |
| 28687  | 499  | 28783F | 89   | 30068      | 66   | 30232   | 59   |



NUMERICAL INDEX

| Part#   | Page | Part#  | Page | Part#   | Page | Part#   | Page |
|---------|------|--------|------|---------|------|---------|------|
| 30233   | 59   | 30366  | 57   | 030612  | 529  | 32023   | 43   |
| 30234   | 59   | 30370  | 58   | 030614  | 529  | 32023SS | 54   |
| 30234SS | 62   | 30371  | 58   | 030616  | 529  | 32024   | 43   |
| 30235   | 59   | 30372  | 58   | 30620   | 73   | 32024SS | 54   |
| 30236   | 59   | 30373  | 58   | 030620  | 529  | 32025   | 43   |
| 30237   | 59   | 30374  | 58   | 30626   | 72   | 32026   | 43   |
| 30238   | 57   | 30375  | 58   | 30627   | 72   | 32027   | 43   |
| 30239   | 57   | 30376  | 58   | 30629   | 72   | 32028   | 43   |
| 30240   | 59   | 30377  | 58   | 30630   | 73   | 32029   | 43   |
| 30241   | 59   | 30378  | 58   | 30631   | 71   | 32030   | 49   |
| 30243   | 59   | 30379  | 58   | 30637   | 73   | 32031   | 49   |
| 30245   | 59   | 30381  | 58   | 30638   | 73   | 32032   | 49   |
| 30246   | 59   | 30382  | 58   | 30640   | 73   | 32033   | 49   |
| 30247   | 59   | 30384  | 58   | 31022   | 386  | 32034   | 49   |
| 30249   | 59   | 30385  | 57   | 31031   | 386  | 32036   | 46   |
| 30250   | 60   | 30386  | 57   | 31033   | 386  | 32038   | 46   |
| 30251   | 60   | 30387  | 57   | 31034   | 386  | 32038B  | 47   |
| 30252   | 60   | 30388  | 57   | 31038   | 386  | 32038SS | 54   |
| 30253   | 60   | 30389  | 57   | 31055   | 386  | 32039   | 46   |
| 30254   | 60   | 30390  | 57   | 31058   | 386  | 32039B  | 47   |
| 30255   | 60   | 30392  | 57   | 31063   | 386  | 32039SS | 54   |
| 30257   | 60   | 30393  | 58   | 31067   | 386  | 32040   | 46   |
| 30258   | 60   | 30394  | 58   | 31068   | 386  | 32041   | 46   |
| 30259   | 60   | 30395  | 58   | 31069   | 386  | 32041B  | 47   |
| 30260   | 60   | 30396  | 58   | 031810  | 524  | 32041SS | 54   |
| 30261   | 60   | 30399  | 58   | 031812  | 524  | 32042   | 46   |
| 30264   | 60   | 30401  | 52   | 031814  | 524  | 32042B  | 47   |
| 30265   | 60   | 30402  | 58   | 031816  | 524  | 32042SS | 54   |
| 30266   | 60   | 30406  | 52   | 031820  | 524  | 32043   | 46   |
| 30266SS | 62   | 30410  | 52   | 031824  | 524  | 32043B  | 47   |
| 30267   | 60   | 030410 | 524  | 031910  | 524  | 32043SS | 54   |
| 30268   | 60   | 30411  | 52   | 031912  | 524  | 32044   | 46   |
| 30269   | 60   | 030412 | 524  | 031914  | 524  | 32045   | 46   |
| 30269SS | 62   | 30413  | 52   | 031916  | 524  | 32046   | 46   |
| 30270   | 60   | 030416 | 524  | 031920  | 524  | 32047   | 46   |
| 30271   | 59   | 30420  | 52   | 031924  | 524  | 32047B  | 47   |
| 30275   | 60   | 30421  | 52   | 031932  | 524  | 32048   | 46   |
| 30276   | 60   | 30422  | 57   | 32001   | 43   | 32049   | 45   |
| 30277   | 60   | 30424  | 57   | 32001SS | 54   | 32050   | 45   |
| 30278   | 60   | 30427  | 59   | 32002   | 43   | 32051   | 45   |
| 30279   | 60   | 30428  | 59   | 32002SS | 54   | 32052   | 45   |
| 30280   | 60   | 30429  | 60   | 32003   | 43   | 32053   | 45   |
| 30282   | 60   | 30450  | 68   | 32003SS | 54   | 32054   | 45   |
| 30283   | 60   | 30451  | 68   | 32004   | 43   | 32055   | 45   |
| 30284   | 60   | 30452  | 68   | 32004SS | 54   | 32056   | 45   |
| 30286   | 60   | 30453  | 70   | 32005   | 43   | 32057   | 45   |
| 30290   | 59   | 30454  | 70   | 32005SS | 54   | 32058   | 45   |
| 30291   | 59   | 30455  | 70   | 32006   | 43   | 32059   | 45   |
| 30292   | 59   | 30457  | 70   | 32006SS | 54   | 32060   | 45   |
| 30293   | 59   | 30458  | 70   | 32007   | 43   | 32061   | 45   |
| 30294   | 59   | 30459  | 70   | 32008   | 43   | 32062   | 45   |
| 30295** | 50   | 30462  | 70   | 32008SS | 54   | 32063   | 45   |
| 30297   | 59   | 30463  | 70   | 32009   | 43   | 32064   | 45   |
| 30300   | 58   | 30464  | 70   | 32009SS | 54   | 32065   | 45   |
| 30301   | 58   | 30466  | 70   | 32010   | 43   | 32066   | 49   |
| 30302   | 58   | 30467  | 70   | 32010SS | 54   | 32067   | 49   |
| 30303   | 58   | 30468  | 70   | 32011   | 43   | 32068   | 49   |
| 30304   | 58   | 30469  | 70   | 32011SS | 54   | 32069   | 49   |
| 30305   | 58   | 30471  | 70   | 32012   | 43   | 32070   | 49   |
| 30306   | 58   | 30472  | 70   | 32012SS | 54   | 32071   | 49   |
| 30310   | 61   | 30480  | 61   | 32013   | 43   | 32072   | 49   |
| 30311   | 61   | 30482  | 61   | 32013SS | 54   | 32073   | 49   |
| 30312   | 61   | 30483* | 61   | 32014   | 43   | 32074   | 49   |
| 30313   | 61   | 30484  | 61   | 32014SS | 54   | 32075   | 49   |
| 30314   | 61   | 30485  | 61   | 32015   | 43   | 32076   | 49   |
| 30315   | 61   | 30486  | 61   | 32015SS | 54   | 32077   | 49   |
| 30316   | 61   | 30505  | 70   | 32016   | 43   | 32078   | 49   |
| 30340   | 61   | 30506  | 70   | 32016SS | 54   | 32079   | 44   |
| 30341   | 61   | 30507  | 70   | 32017   | 43   | 32080   | 44   |
| 30342   | 61   | 30508  | 70   | 32017SS | 54   | 32081   | 49   |
| 30343   | 61   | 30510  | 70   | 32018   | 43   | 32082   | 49   |
| 30344   | 61   | 30511  | 70   | 32018SS | 54   | 32083   | 49   |
| 30346   | 61   | 30512  | 70   | 32019   | 43   | 32084   | 49   |
| 30349   | 61   | 30513  | 70   | 32019SS | 54   | 32085   | 49   |
| 30358   | 57   | 30516  | 70   | 32020   | 43   | 32086   | 49   |
| 30359   | 57   | 30517  | 70   | 32020SS | 54   | 32087   | 44   |
| 30360   | 57   | 30518  | 70   | 32021   | 43   | 32088   | 44   |
| 30361   | 57   | 30600  | 73   | 32021SS | 54   | 32089   | 44   |
| 30362   | 57   | 30609  | 73   | 32022   | 43   | 32090   | 44   |
| 30363   | 57   | 030610 | 529  | 32022SS | 54   | 32091   | 44   |

NUMERICAL INDEX

| Part#    | Page | Part#    | Page | Part#   | Page | Part#   | Page |
|----------|------|----------|------|---------|------|---------|------|
| 32091SS  | 54   | 32300    | 43   | 32386   | 44   | 32533   | 479  |
| 32092    | 44   | 32301    | 43   | 32387   | 51   | 32535   | 479  |
| 32093    | 44   | 32302    | 43   | 32388   | 51   | 32539   | 479  |
| 32093SS  | 54   | 32303    | 43   | 32390   | 43   | 32543   | 479  |
| 32094    | 44   | 32304    | 43   | 32391   | 46   | 32545   | 479  |
| 32094SS  | 54   | 32305    | 43   | 32392   | 49   | 32549   | 479  |
| 32095    | 44   | 32306    | 43   | 32394** | 50   | 32550   | 479  |
| 32095SS  | 54   | 32307    | 43   | 32394C  | 50   | 32551   | 479  |
| 32096    | 44   | 32308    | 46   | 32397   | 50   | 32552   | 479  |
| 32096    | 68   | 32309    | 46   | 32397C  | 50   | 32552SS | 479  |
| 32096SS  | 54   | 32309B   | 47   | 32400   | 47   | 32553   | 479  |
| 32097    | 44   | 32310    | 46   | 32401   | 48   | 32554   | 479  |
| 32097    | 68   | 32311    | 46   | 32402   | 48   | 32555   | 479  |
| 32098    | 44   | 32311B   | 47   | 32403   | 48   | 32556   | 479  |
| 32098    | 68   | 32311SS  | 54   | 32404   | 48   | 32557   | 479  |
| 32098SS  | 54   | 32312    | 46   | 32405   | 48   | 32557SS | 479  |
| 32099    | 44   | 32313    | 46   | 32406   | 48   | 32558   | 479  |
| 32099    | 68   | 32314    | 46   | 32407   | 48   | 32559   | 479  |
| 32100    | 50   | 32314B   | 47   | 32409   | 48   | 32559SS | 479  |
| 32101    | 50   | 32314SS  | 54   | 32410   | 48   | 32561   | 479  |
| 32102    | 50   | 32315    | 46   | 32411   | 48   | 32561SS | 479  |
| 32103    | 50   | 32316    | 43   | 32412   | 47   | 32563   | 479  |
| 32104    | 50   | 32317    | 45   | 32413   | 47   | 32564   | 479  |
| 32105    | 50   | 32318    | 45   | 32414   | 47   | 32564SS | 479  |
| 32105C** | 50   | 32319    | 46   | 32415   | 47   | 32565   | 479  |
| 32106    | 50   | 32320    | 45   | 32416   | 47   | 32566   | 479  |
| 32107    | 50   | 32321    | 45   | 32417   | 47   | 32566SS | 479  |
| 32107C** | 50   | 32322    | 49   | 32418   | 47   | 32567   | 479  |
| 32108    | 48   | 32326    | 50   | 32419   | 47   | 32568   | 479  |
| 32109*   | 48   | 32327    | 50   | 32420   | 47   | 32568SS | 479  |
| 32110    | 48   | 32328    | 50   | 32425   | 47   | 32570   | 479  |
| 32111    | 48   | 32329    | 44   | 32429   | 47   | 32570SS | 479  |
| 32112    | 48   | 32330    | 46   | 32433   | 47   | 32571   | 479  |
| 32113    | 48   | 32331    | 44   | 32434   | 47   | 32572   | 479  |
| 32114    | 48   | 32332    | 44   | 32435   | 47   | 32573   | 479  |
| 32115    | 48   | 32334    | 50   | 32436   | 47   | 32574   | 479  |
| 32116    | 48   | 32335    | 50   | 32437   | 52   | 32575   | 479  |
| 32117    | 46   | 32336    | 50   | 32438*  | 52   | 32575SS | 479  |
| 32118    | 46   | 32336C   | 50   | 32439   | 52   | 32576   | 479  |
| 32119    | 46   | 32337    | 50   | 32440*  | 52   | 32577   | 479  |
| 32120    | 46   | 32337C** | 50   | 32441   | 45   | 32577SS | 479  |
| 32121    | 46   | 32338    | 50   | 32442   | 45   | 32578   | 479  |
| 32122    | 46   | 32338C   | 50   | 32443   | 45   | 32579   | 479  |
| 32123    | 46   | 32338SS  | 50   | 32444   | 45   | 32580   | 479  |
| 32124    | 46   | 32339    | 50   | 32445   | 45   | 32584   | 479  |
| 32125    | 46   | 32340    | 50   | 32446   | 45   | 32586   | 479  |
| 32126    | 47   | 32341    | 50   | 32447   | 45   | 32588   | 479  |
| 32128    | 47   | 32341C** | 50   | 32448   | 45   | 32588SS | 479  |
| 32129    | 46   | 32342    | 50   | 32449   | 45   | 32590   | 479  |
| 32132    | 46   | 32345    | 48   | 32450   | 44   | 32591   | 479  |
| 32133    | 46   | 32346    | 48   | 32451   | 44   | 32592   | 479  |
| 32134    | 48   | 32349    | 44   | 32452   | 44   | 32596   | 479  |
| 32150    | 53   | 32350    | 47   | 32453   | 44   | 32597   | 479  |
| 32153    | 53   | 32351    | 44   | 32454   | 44   | 32608   | 48   |
| 32159    | 53   | 32352    | 47   | 32455   | 44   | 32609   | 48   |
| 32160    | 53   | 32353    | 47   | 32456   | 44   | 32610   | 48   |
| 32170    | 53   | 32354    | 46   | 32457   | 44   | 32725   | 50   |
| 32171    | 53   | 32355    | 44   | 32458   | 44   | 32726   | 50   |
| 32176    | 51   | 32356    | 44   | 32460   | 49   | 32727   | 50   |
| 32177    | 51   | 32357    | 44   | 32461   | 49   | 32742   | 50   |
| 32178    | 51   | 32359    | 49   | 32462   | 49   | 32744   | 50   |
| 32179    | 51   | 32360    | 44   | 32463   | 49   | 32746   | 50   |
| 32180    | 51   | 32361    | 47   | 32470   | 45   | 32747   | 50   |
| 32181    | 51   | 32362    | 49   | 32472   | 45   | 32750   | 50   |
| 32182    | 51   | 32363    | 47   | 32473   | 45   | 32781   | 45   |
| 32183    | 51   | 32364    | 49   | 32475   | 45   | 32782   | 503  |
| 32184    | 51   | 32365    | 47   | 32476   | 45   | 32783   | 503  |
| 32185    | 51   | 32366    | 47   | 32500   | 479  | 32900   | 59   |
| 32186    | 51   | 32367    | 47   | 32501   | 479  | 32901   | 59   |
| 32187    | 51   | 32368    | 47   | 32502   | 479  | 32902   | 59   |
| 32188    | 51   | 32375    | 44   | 32503   | 479  | 32903   | 59   |
| 32189    | 51   | 32376    | 44   | 32504   | 479  | 32905   | 59   |
| 32190    | 51   | 32377    | 51   | 32505   | 479  | 32906   | 59   |
| 32191    | 51   | 32379    | 44   | 32506   | 479  | 32907   | 59   |
| 32192    | 51   | 32380    | 44   | 32507   | 479  | 32912   | 43   |
| 32194    | 51   | 32381    | 51   | 32508   | 479  | 32915   | 43   |
| 32195    | 51   | 32382    | 51   | 32510   | 479  | 32918   | 43   |
| 32200    | 44   | 32383    | 51   | 32517   | 479  | 32919   | 43   |
| 32201    | 44   | 32384    | 51   | 32521   | 479  | 32950   | 43   |
| 32202    | 44   | 32385    | 51   | 32526   | 479  | 32951   | 43   |

NUMERICAL INDEX

| Part#  | Page | Part#   | Page | Part#  | Page | Part#  | Page |
|--------|------|---------|------|--------|------|--------|------|
| 32952  | 43   | 33043W  | 383  | 33389W | 384  | 34502  | 55   |
| 32953  | 43   | 33044W  | 383  | 33390B | 384  | 34504  | 55   |
| 32954  | 43   | 33045B  | 383  | 33390W | 384  | 34510  | 55   |
| 32956  | 43   | 33045W  | 383  | 33391B | 384  | 34532  | 55   |
| 32957  | 43   | 33046B  | 383  | 33391W | 384  | 34533  | 55   |
| 32958  | 43   | 33046W  | 383  | 33394B | 384  | 34534  | 55   |
| 32959  | 43   | 33047B  | 383  | 33394W | 384  | 34535  | 55   |
| 32960  | 44   | 33047W  | 383  | 33395B | 384  | 34540  | 55   |
| 32961  | 44   | 33048W  | 383  | 33395W | 384  | 34543  | 55   |
| 33000P | 382  | 33052W  | 384  | 33396B | 384  | 34550  | 55   |
| 33000W | 383  | 33053B  | 384  | 33396B | 384  | 34551  | 55   |
| 33002W | 383  | 33053W  | 384  | 33396W | 384  | 34552  | 55   |
| 33003W | 383  | 33058W  | 384  | 33397W | 384  | 34562  | 55   |
| 33004B | 382  | 33059W  | 384  | 33398W | 384  | 34562T | 55   |
| 33004W | 383  | 33060W  | 384  | 33399W | 384  | 34563  | 55   |
| 33005B | 382  | 33061W  | 384  | 33406B | 384  | 34563T | 55   |
| 33005W | 383  | 33062P  | 384  | 33406W | 384  | 34564T | 55   |
| 33006W | 383  | 33063W  | 384  | 33407B | 384  | 34567  | 55   |
| 33007B | 382  | 33064W  | 384  | 33407W | 384  | 34568  | 55   |
| 33007W | 383  | 33065W  | 384  | 33408B | 384  | 34572  | 55   |
| 33008W | 383  | 33067W  | 384  | 33408W | 384  | 34587  | 55   |
| 33009W | 383  | 33068W  | 384  | 33409W | 384  | 34588  | 55   |
| 33010W | 383  | 33079W  | 384  | 33410B | 384  | 34591  | 55   |
| 33011W | 383  | 33089W  | 384  | 33410W | 384  | 34592  | 55   |
| 33012B | 382  | 33091B  | 384  | 33415B | 385  | 34595  | 55   |
| 33012P | 382  | 33091W  | 384  | 33415W | 385  | 34597  | 55   |
| 33012W | 383  | 33092B  | 384  | 33417W | 385  | 34621T | 55   |
| 33013B | 382  | 33092W  | 384  | 33420B | 385  | 34622T | 55   |
| 33013P | 382  | 33093B  | 384  | 33420W | 385  | 34633  | 55   |
| 33013W | 383  | 33093W  | 384  | 33422B | 385  | 34635T | 55   |
| 33014B | 382  | 33094W  | 384  | 33422W | 385  | 34638T | 55   |
| 33014P | 382  | 33095B  | 384  | 33426B | 385  | 34650T | 55   |
| 33014W | 383  | 33095P  | 384  | 33426W | 385  | 34652T | 55   |
| 33015B | 382  | 33095W  | 384  | 33429B | 385  | 35210  | 213  |
| 33015P | 382  | 33096B  | 384  | 33429W | 385  | 35211  | 213  |
| 33015W | 383  | 33096P  | 384  | 33430B | 385  | 35212  | 213  |
| 33016B | 382  | 33096W  | 384  | 33430W | 385  | 35231  | 212  |
| 33016P | 382  | 33097B  | 384  | 33431W | 385  | 35232  | 212  |
| 33016W | 383  | 33097W  | 384  | 33432W | 385  | 35233  | 212  |
| 33017B | 382  | 33098B  | 384  | 33433B | 385  | 35235  | 212  |
| 33017P | 382  | 33098P  | 384  | 33433W | 385  | 35236  | 212  |
| 33017W | 383  | 33098W  | 384  | 33434B | 385  | 35237  | 212  |
| 33018B | 382  | 33099P  | 384  | 33435B | 385  | 35238  | 212  |
| 33018P | 382  | 33099W  | 384  | 33435W | 385  | 35240  | 212  |
| 33018W | 383  | 33300P* | 385  | 33436B | 385  | 35241  | 212  |
| 33019W | 383  | 33301P* | 385  | 33436W | 385  | 35242  | 213  |
| 33020B | 382  | 33301W  | 385  | 33437B | 385  | 35243  | 212  |
| 33020P | 382  | 33302P* | 385  | 33437W | 385  | 35244  | 212  |
| 33020W | 383  | 33306W  | 383  | 33438B | 385  | 35246  | 212  |
| 33021B | 382  | 33308B  | 383  | 33438W | 385  | 35247  | 212  |
| 33021W | 383  | 33311B  | 383  | 33439W | 385  | 35248  | 212  |
| 33022B | 382  | 33311P  | 383  | 33440P | 385  | 35249  | 212  |
| 33022P | 382  | 33311W  | 383  | 33440W | 385  | 35250  | 212  |
| 33022W | 383  | 33312B  | 383  | 33442W | 384  | 35251  | 212  |
| 33023B | 382  | 33312W  | 383  | 33448W | 385  | 35252  | 212  |
| 33023P | 382  | 33313B  | 383  | 33460W | 383  | 35253  | 212  |
| 33023W | 383  | 33313P  | 383  | 33461P | 383  | 35254  | 212  |
| 33024B | 382  | 33313W  | 383  | 33461W | 383  | 35257  | 212  |
| 33024P | 382  | 33314B  | 383  | 33462W | 383  | 35258  | 212  |
| 33024W | 383  | 33314P  | 383  | 33463P | 383  | 35259  | 212  |
| 33025B | 382  | 33314W  | 383  | 33463W | 383  | 35260  | 212  |
| 33025P | 382  | 33315W  | 383  | 33464W | 383  | 35261  | 212  |
| 33025W | 383  | 33316B  | 383  | 33470W | 384  | 35263  | 212  |
| 33026B | 382  | 33316P  | 383  | 33471W | 384  | 35268  | 212  |
| 33026W | 383  | 33316W  | 383  | 33480W | 384  | 35270  | 212  |
| 33028W | 383  | 33320W  | 383  | 33481W | 384  | 35271  | 212  |
| 33029W | 383  | 33321W  | 383  | 33482W | 384  | 35272  | 212  |
| 33030W | 383  | 33322W  | 383  | 34001  | 87   | 35273  | 213  |
| 33032W | 383  | 33343W  | 384  | 34011  | 87   | 35276  | 213  |
| 33033W | 383  | 33344P  | 384  | 34016  | 87   | 35277  | 213  |
| 33035W | 383  | 33345W  | 384  | 34022  | 87   | 35278  | 213  |
| 33038B | 383  | 33347W  | 384  | 34031  | 87   | 35279  | 213  |
| 33038W | 383  | 33348W  | 384  | 34036  | 87   | 35280  | 213  |
| 33039B | 383  | 33351W  | 383  | 34041  | 87   | 35281  | 213  |
| 33039W | 383  | 33380W  | 383  | 34046  | 87   | 35284  | 213  |
| 33041B | 383  | 33384W  | 383  | 34051  | 87   | 35285  | 213  |
| 33041W | 383  | 33385B  | 383  | 34130  | 87   | 35286  | 213  |
| 33042B | 383  | 33385P  | 383  | 34131  | 87   | 35287  | 213  |
| 33042W | 383  | 33385W  | 383  | 34141  | 87   | 35290  | 213  |
| 33043B | 383  | 33386W  | 383  | 34501  | 55   | 35291  | 213  |

NUMERICAL INDEX

| Part#   | Page | Part#  | Page | Part#    | Page | Part# | Page |
|---------|------|--------|------|----------|------|-------|------|
| 35292   | 213  | 36307  | 165  | 38081S   | 148  | 38182 | 151  |
| 35403LF | 223  | 36311  | 165  | 38082    | 148  | 38183 | 151  |
| 35403SS | 223  | 36360  | 165  | 38083    | 148  | 38188 | 151  |
| 35404LF | 223  | 36362  | 165  | 38084    | 148  | 38189 | 151  |
| 35404SS | 223  | 36370  | 165  | 38085    | 148  | 38217 | 152  |
| 35405LF | 223  | 36371  | 165  | 38086    | 148  | 38218 | 152  |
| 35405SS | 223  | 36372  | 165  | 38087    | 148  | 38220 | 152  |
| 35406LF | 223  | 36374  | 165  | 38088    | 148  | 38221 | 152  |
| 35406SS | 223  | 36375  | 165  | 38089    | 148  | 38222 | 152  |
| 35407LF | 223  | 36376  | 165  | 38090    | 148  | 38223 | 152  |
| 35407SS | 223  | 36377  | 165  | 38091    | 148  | 38224 | 152  |
| 35408LF | 223  | 38000  | 146  | 38092    | 148  | 38225 | 152  |
| 35408SS | 223  | 38001  | 146  | 38093    | 148  | 38226 | 152  |
| 35413LF | 223  | 38002  | 146  | 38094    | 148  | 38228 | 152  |
| 35413SS | 223  | 38003  | 146  | 38095    | 148  | 38229 | 152  |
| 35414LF | 223  | 38004  | 146  | 38096    | 148  | 38235 | 152  |
| 35414SS | 223  | 38005  | 146  | 38101    | 148  | 38236 | 152  |
| 35415LF | 223  | 38009  | 146  | 38102    | 148  | 38237 | 152  |
| 35415SS | 223  | 38010  | 146  | 38102-32 | 320  | 38239 | 152  |
| 35416LF | 223  | 38011  | 146  | 38103    | 148  | 38240 | 152  |
| 35416SS | 223  | 38012  | 146  | 38104    | 148  | 38241 | 152  |
| 35417LF | 223  | 38013  | 146  | 38105    | 148  | 38243 | 152  |
| 35417SS | 223  | 38014  | 146  | 38106    | 148  | 38244 | 152  |
| 35418LF | 223  | 38015  | 154  | 38107    | 148  | 38245 | 152  |
| 35418SS | 223  | 38016  | 154  | 38108    | 148  | 38246 | 152  |
| 35420LF | 223  | 38018  | 146  | 38109    | 148  | 38247 | 152  |
| 35420SS | 223  | 38019  | 146  | 38110    | 148  | 38278 | 152  |
| 36110   | 161  | 38020  | 146  | 38111    | 148  | 38279 | 152  |
| 36110SS | 161  | 38021  | 146  | 38113    | 149  | 38300 | 153  |
| 36111   | 161  | 38022  | 146  | 38114    | 149  | 38301 | 153  |
| 36112   | 161  | 38023  | 146  | 38115    | 149  | 38306 | 153  |
| 36113   | 161  | 38027  | 146  | 38116    | 149  | 38307 | 153  |
| 36114   | 161  | 38028  | 146  | 38117    | 149  | 38312 | 153  |
| 36116   | 161  | 38029  | 146  | 38118    | 149  | 38313 | 153  |
| 36116SS | 161  | 38030  | 146  | 38119    | 149  | 38318 | 154  |
| 36118   | 161  | 38031  | 146  | 38124    | 149  | 38319 | 154  |
| 36120   | 161  | 38035  | 146  | 38125    | 149  | 38324 | 155  |
| 36120SS | 161  | 38036  | 146  | 38126    | 149  | 38325 | 155  |
| 36121   | 161  | 38037  | 146  | 38127    | 149  | 38326 | 155  |
| 36130   | 161  | 38038  | 146  | 38128    | 149  | 38327 | 155  |
| 36130SS | 161  | 38039  | 146  | 38129    | 149  | 38328 | 155  |
| 36132   | 162  | 38040  | 146  | 38132    | 149  | 38333 | 155  |
| 36140   | 162  | 38041  | 146  | 38133    | 149  | 38334 | 155  |
| 36140SS | 162  | 38042  | 146  | 38134    | 149  | 38335 | 155  |
| 36142   | 162  | 38043  | 146  | 38136    | 149  | 38336 | 155  |
| 36144   | 162  | 38044  | 147  | 38137    | 149  | 38337 | 155  |
| 36146   | 162  | 38045  | 147  | 38138    | 149  | 38342 | 155  |
| 36146SS | 162  | 38046  | 147  | 38139    | 149  | 38343 | 155  |
| 36148   | 162  | 38047  | 147  | 38140    | 149  | 38344 | 155  |
| 36150   | 162  | 38048  | 146  | 38141    | 149  | 38345 | 155  |
| 36150SS | 162  | 38049  | 147  | 38142    | 149  | 38346 | 155  |
| 36160   | 163  | 38052  | 147  | 38143    | 149  | 38351 | 154  |
| 36164   | 163  | 38053  | 147  | 38144    | 149  | 38352 | 154  |
| 36166   | 163  | 38054  | 147  | 38146    | 149  | 38357 | 154  |
| 36166SS | 163  | 38055  | 147  | 38148    | 150  | 38358 | 154  |
| 36168   | 163  | 38057  | 147  | 38149    | 150  | 38363 | 154  |
| 36170   | 163  | 38059  | 147  | 38150    | 150  | 38364 | 154  |
| 36172   | 163  | 38060  | 147  | 38151    | 150  | 38368 | 155  |
| 36174   | 163  | 38061  | 147  | 38152    | 150  | 38369 | 155  |
| 36176   | 163  | 38062  | 147  | 38152S   | 150  | 38370 | 155  |
| 36178   | 163  | 38063  | 147  | 38153    | 150  | 38371 | 155  |
| 36180   | 164  | 38064  | 147  | 38154    | 150  | 38372 | 155  |
| 36182   | 164  | 38065  | 147  | 38154S   | 150  | 38711 | 104  |
| 36184   | 164  | 38066  | 147  | 38155    | 150  | 38715 | 104  |
| 36186   | 164  | 38067  | 147  | 38156    | 150  | 38718 | 104  |
| 36188   | 164  | 38068  | 147  | 38157    | 150  | 38732 | 104  |
| 36200   | 164  | 38069  | 148  | 38158    | 150  | 38761 | 104  |
| 36205   | 164  | 38070  | 148  | 38161    | 151  | 38769 | 104  |
| 36210   | 164  | 38071  | 148  | 38162    | 151  | 38770 | 104  |
| 36212   | 164  | 38072  | 148  | 38163    | 151  | 38800 | 51   |
| 36214   | 164  | 38073  | 148  | 38164    | 151  | 38802 | 51   |
| 36220   | 164  | 38074  | 148  | 38165    | 151  | 38806 | 51   |
| 36264   | 212  | 38075  | 148  | 38170    | 151  | 38808 | 51   |
| 36265   | 212  | 38076  | 148  | 38171    | 151  | 38810 | 51   |
| 36269   | 212  | 38077  | 148  | 38172    | 151  | 38828 | 51   |
| 36300   | 165  | 38078  | 148  | 38173    | 151  | 38830 | 51   |
| 36301   | 165  | 38078S | 148  | 38174    | 151  | 38832 | 51   |
| 36304   | 165  | 38079  | 148  | 38179    | 151  | 38834 | 51   |
| 36305   | 165  | 38080  | 148  | 38180    | 151  | 38836 | 51   |
| 36306   | 165  | 38081  | 148  | 38181    | 151  | 38860 | 51   |

NUMERICAL INDEX

| Part#   | Page | Part#  | Page | Part# | Page | Part#   | Page |
|---------|------|--------|------|-------|------|---------|------|
| 38862   | 51   | 39522  | 157  | 40049 | 311  | 40147   | 313  |
| 38864   | 51   | 39524  | 157  | 40050 | 311  | 40148   | 313  |
| 38866   | 51   | 39530  | 157  | 40051 | 311  | 40149   | 313  |
| 38868   | 51   | 39531  | 157  | 40052 | 311  | 40151   | 313  |
| 38873   | 52   | 39535  | 158  | 40054 | 311  | 40153   | 313  |
| 38874   | 52   | 39537  | 158  | 40056 | 311  | 40155   | 313  |
| 38910   | 160  | 39541  | 158  | 40060 | 311  | 40160   | 314  |
| 38911   | 160  | 39542  | 158  | 40061 | 311  | 40161   | 314  |
| 38915   | 160  | 39543  | 158  | 40062 | 311  | 40162   | 314  |
| 38916   | 160  | 39544  | 158  | 40063 | 311  | 40163   | 314  |
| 38923   | 160  | 39550  | 158  | 40064 | 311  | 40164   | 314  |
| 38926   | 160  | 39551  | 158  | 40065 | 311  | 40165   | 314  |
| 38927   | 160  | 39552  | 158  | 40066 | 311  | 40166   | 314  |
| 38950   | 159  | 39556  | 158  | 40067 | 311  | 40167   | 314  |
| 38951   | 159  | 39557  | 158  | 40068 | 311  | 40168   | 314  |
| 38951BA | 159  | 39558  | 158  | 40069 | 311  | 40169   | 314  |
| 38952   | 159  | 39559  | 158  | 40070 | 311  | 40170   | 314  |
| 38952BA | 159  | 39560  | 158  | 40071 | 311  | 40171   | 314  |
| 38952G  | 159  | 39566  | 158  | 40072 | 311  | 40172   | 314  |
| 38952GA | 159  | 39595  | 167  | 40073 | 311  | 40174   | 314  |
| 38952O  | 159  | 39596  | 167  | 40074 | 311  | 40175   | 314  |
| 38952OA | 159  | 39597  | 167  | 40075 | 311  | 40176   | 314  |
| 38952R  | 159  | 39600  | 167  | 40076 | 311  | 40177   | 314  |
| 38952RA | 159  | 39828  | 156  | 40079 | 311  | 40178   | 314  |
| 38952U  | 159  | 39829  | 156  | 40080 | 312  | 40179   | 314  |
| 38952UA | 159  | 39830  | 156  | 40081 | 312  | 40180   | 314  |
| 38952Y  | 159  | 39831  | 156  | 40082 | 312  | 40181   | 314  |
| 38952Y1 | 159  | 39832  | 156  | 40083 | 312  | 40182   | 314  |
| 38953   | 159  | 39833  | 156  | 40084 | 312  | 40183   | 314  |
| 38953BA | 159  | 39834  | 156  | 40085 | 312  | 40184   | 314  |
| 38954   | 159  | 39855  | 160  | 40086 | 312  | 40185   | 314  |
| 38954BA | 159  | *39856 | 160  | 40087 | 312  | 40186   | 314  |
| 38960   | 159  | 39857  | 160  | 40088 | 312  | 40187   | 314  |
| 38960B1 | 159  | 39870  | 156  | 40089 | 312  | 40193   | 314  |
| 38960B5 | 159  | 39871  | 156  | 40090 | 312  | 40200   | 315  |
| 38960BA | 159  | 39874  | 156  | 40091 | 312  | 40201   | 315  |
| 38960G  | 159  | 39875  | 156  | 40092 | 312  | 40203   | 315  |
| 38960GA | 159  | 39877  | 156  | 40093 | 312  | 40205   | 315  |
| 38960O  | 159  | 39878  | 156  | 40094 | 312  | 40206   | 315  |
| 38960O5 | 159  | 40001  | 310  | 40095 | 312  | 40207   | 315  |
| 38960R5 | 159  | 40002  | 310  | 40096 | 312  | 40209   | 315  |
| 38960RA | 159  | 40003  | 310  | 40097 | 312  | 40211   | 315  |
| 38960U  | 159  | 40004  | 310  | 40098 | 312  | 40213   | 315  |
| 38960U5 | 159  | 40005  | 310  | 40100 | 312  | 40220   | 315  |
| 38960UA | 159  | 40006  | 310  | 40101 | 312  | 40234   | 315  |
| 38960Y  | 159  | 40007  | 310  | 40102 | 312  | 40245   | 311  |
| 38960YA | 159  | 40008  | 310  | 40103 | 312  | 40262   | 312  |
| 38965   | 159  | 40009  | 310  | 40104 | 312  | 40400   | 316  |
| 38965BA | 159  | 40010  | 310  | 40105 | 312  | 41041   | 316  |
| 38965G  | 159  | 40011  | 310  | 40106 | 312  | 41042   | 316  |
| 38965R  | 159  | 40012  | 310  | 40107 | 312  | 41043   | 316  |
| 38965R5 | 159  | 40013  | 310  | 40108 | 312  | 41044   | 316  |
| 38965RA | 159  | 40014  | 310  | 40109 | 312  | 41045   | 316  |
| 38965U  | 159  | 40015  | 310  | 40110 | 312  | 41046   | 316  |
| 38965U5 | 159  | 40017  | 310  | 40111 | 312  | 41047   | 316  |
| 38965UA | 159  | 40020  | 310  | 40112 | 312  | 41048   | 316  |
| 38970   | 159  | 40021  | 310  | 40113 | 312  | 41050   | 316  |
| 38970BA | 159  | 40022  | 310  | 40114 | 312  | 41054   | 316  |
| 38970G  | 159  | 40023  | 310  | 40115 | 312  | 41060   | 316  |
| 38970GA | 159  | 40024  | 310  | 40118 | 312  | 41061   | 316  |
| 38970RA | 159  | 40025  | 310  | 40119 | 312  | 41062   | 316  |
| 38975   | 159  | 40026  | 310  | 40120 | 313  | 41063   | 316  |
| 38975BA | 159  | 40027  | 310  | 40121 | 313  | 41064   | 316  |
| 38975BC | 159  | 40028  | 310  | 40122 | 313  | 41065   | 316  |
| 38975GA | 159  | 40029  | 310  | 40123 | 313  | 41066   | 316  |
| 39318   | 154  | 40030  | 310  | 40124 | 313  | 41067   | 316  |
| 39319   | 154  | 40031  | 310  | 40125 | 313  | 41068   | 316  |
| 39357   | 154  | 40032  | 310  | 40126 | 313  | 41069   | 316  |
| 39358   | 154  | 40034  | 310  | 40127 | 313  | 41070   | 316  |
| 39506   | 156  | 40035  | 310  | 40128 | 313  | 41072   | 316  |
| 39507   | 156  | 40036  | 310  | 40129 | 313  | 41074   | 316  |
| 39508   | 156  | 40040  | 311  | 40131 | 313  | 41076   | 316  |
| 39509   | 157  | 40041  | 311  | 40135 | 313  | 44100   | 318  |
| 39510   | 157  | 40042  | 311  | 40140 | 313  | 44100LF | 318  |
| 39511   | 156  | 40043  | 311  | 40141 | 313  | 44101   | 318  |
| 39512   | 156  | 40044  | 311  | 40142 | 313  | 44101LF | 318  |
| 39515   | 157  | 40045  | 311  | 40143 | 313  | 44102   | 318  |
| 39516   | 157  | 40046  | 311  | 40144 | 313  | 44102LF | 318  |
| 39520   | 157  | 40047  | 311  | 40145 | 313  | 44103   | 318  |
| 39521   | 157  | 40048  | 311  | 40146 | 313  | 44103LF | 318  |

NUMERICAL INDEX

| Part#   | Page | Part#   | Page | Part#   | Page | Part#    | Page |
|---------|------|---------|------|---------|------|----------|------|
| 44104   | 318  | 44206   | 320  | 44398   | 320  | 44473    | 323  |
| 44104LF | 318  | 44206LF | 320  | 44398LF | 320  | 44473LF  | 323  |
| 44105   | 318  | 44207   | 320  | 44410   | 322  | 44474    | 323  |
| 44105LF | 318  | 44207LF | 320  | 44410LF | 322  | 44474LF  | 323  |
| 44106   | 318  | 44208   | 320  | 44411   | 322  | 44475    | 323  |
| 44106LF | 318  | 44208LF | 320  | 44411LF | 322  | 44475LF  | 323  |
| 44107   | 318  | 44250   | 320  | 44412   | 322  | 44476    | 323  |
| 44107LF | 318  | 44250LF | 320  | 44412LF | 322  | 44476LF  | 323  |
| 44108   | 318  | 44251   | 320  | 44413   | 322  | 44477    | 323  |
| 44108LF | 318  | 44251LF | 320  | 44413LF | 322  | 44477LF  | 323  |
| 44109   | 318  | 44252   | 320  | 44414   | 322  | 44478    | 323  |
| 44109LF | 318  | 44252LF | 320  | 44414LF | 322  | 44478LF  | 323  |
| 44110   | 318  | 44253   | 320  | 44415   | 322  | 44479LF  | 323  |
| 44110LF | 318  | 44253LF | 320  | 44415LF | 322  | 44480    | 323  |
| 44121   | 318  | 44254   | 320  | 44416   | 322  | 44480LF  | 323  |
| 44121LF | 318  | 44254LF | 320  | 44416LF | 322  | 44500    | 324  |
| 44122LF | 318  | 44255   | 320  | 44417   | 322  | 44500LF  | 324  |
| 44123LF | 318  | 44255LF | 320  | 44417LF | 322  | 44501    | 324  |
| 44124   | 318  | 44256   | 320  | 44418   | 322  | 44501LF  | 324  |
| 44124LF | 318  | 44256LF | 320  | 44418LF | 322  | 44502    | 324  |
| 44125LF | 318  | 44257   | 320  | 44419   | 322  | 44502LF  | 324  |
| 44127   | 318  | 44257LF | 320  | 44419LF | 322  | 44503    | 324  |
| 44127LF | 318  | 44258   | 320  | 44420   | 322  | 44503LF  | 324  |
| 44130LF | 318  | 44258LF | 320  | 44420LF | 322  | 44504    | 324  |
| 44131   | 318  | 44259   | 320  | 44421LF | 322  | 44504LF  | 324  |
| 44131LF | 318  | 44259LF | 320  | 44430   | 322  | 44505    | 324  |
| 44134   | 318  | 44260   | 320  | 44430LF | 322  | 44505LF  | 324  |
| 44134LF | 318  | 44260LF | 320  | 44431   | 322  | 44506    | 324  |
| 44138LF | 318  | 44261LF | 320  | 44431LF | 322  | 44506LF  | 324  |
| 44142LF | 318  | 44268LF | 321  | 44432   | 322  | 44507    | 324  |
| 44146LF | 318  | 44270LF | 321  | 44432LF | 322  | 44507LF  | 324  |
| 44160   | 319  | 44276   | 321  | 44433   | 322  | 44508    | 324  |
| 44160LF | 319  | 44276LF | 321  | 44433LF | 322  | 44508LF  | 324  |
| 44161   | 319  | 44279LF | 321  | 44434   | 322  | 44509    | 324  |
| 44161LF | 319  | 44280LF | 321  | 44434LF | 322  | 44509LF  | 324  |
| 44162   | 319  | 44282   | 321  | 44435   | 322  | 44510*   | 324  |
| 44162LF | 319  | 44282LF | 321  | 44435LF | 322  | 44510LF* | 324  |
| 44163   | 319  | 44283LF | 321  | 44436   | 322  | 44511*   | 324  |
| 44163LF | 319  | 44286   | 321  | 44436LF | 322  | 44511LF  | 324  |
| 44164   | 319  | 44286LF | 321  | 44437   | 322  | 44512    | 324  |
| 44164LF | 319  | 44287   | 321  | 44437LF | 322  | 44512LF  | 324  |
| 44165   | 319  | 44287LF | 321  | 44438   | 322  | 44513    | 324  |
| 44165LF | 319  | 44288   | 321  | 44438LF | 322  | 44513LF  | 324  |
| 44166   | 319  | 44288LF | 321  | 44440   | 322  | 44515    | 324  |
| 44166LF | 319  | 44290LF | 321  | 44440LF | 322  | 44516*   | 324  |
| 44167   | 319  | 44291LF | 321  | 44441   | 322  | 44517    | 324  |
| 44167LF | 319  | 44292LF | 321  | 44441LF | 322  | 44517LF  | 324  |
| 44168   | 319  | 44293LF | 321  | 44442   | 322  | 44518    | 324  |
| 44168LF | 319  | 44296   | 321  | 44442LF | 322  | 44518LF  | 324  |
| 44180   | 319  | 44296LF | 321  | 44445   | 322  | 44521*   | 324  |
| 44180LF | 319  | 44298   | 321  | 44445LF | 322  | 44521LF* | 324  |
| 44181   | 319  | 44298LF | 321  | 44446   | 322  | 44522*   | 324  |
| 44181LF | 319  | 44301LF | 321  | 44446LF | 322  | 44522LF* | 324  |
| 44182   | 319  | 44303   | 321  | 44447   | 322  | 44523    | 324  |
| 44182LF | 319  | 44303LF | 321  | 44447LF | 322  | 44523LF  | 324  |
| 44183   | 319  | 44306LF | 321  | 44448   | 322  | 44524    | 324  |
| 44183LF | 319  | 44314LF | 321  | 44448LF | 322  | 44524LF  | 324  |
| 44184   | 319  | 44315LF | 321  | 44449   | 322  | 44527*   | 324  |
| 44184LF | 319  | 44316LF | 321  | 44449LF | 322  | 44527LF  | 324  |
| 44185   | 319  | 44318LF | 321  | 44450   | 322  | 44528*   | 324  |
| 44185LF | 319  | 44322LF | 321  | 44450LF | 322  | 44528LF  | 324  |
| 44186   | 319  | 44327LF | 321  | 44451   | 322  | 44529*   | 324  |
| 44186LF | 319  | 44328LF | 321  | 44451LF | 322  | 44529LF* | 324  |
| 44187   | 319  | 44330LF | 321  | 44452   | 322  | 44530    | 324  |
| 44187LF | 319  | 44336LF | 321  | 44452LF | 322  | 44530LF  | 324  |
| 44188   | 319  | 44351LF | 321  | 44453   | 322  | 44531    | 324  |
| 44188LF | 319  | 44391   | 320  | 44453LF | 322  | 44531LF  | 324  |
| 44189   | 319  | 44391LF | 320  | 44454   | 322  | 44535    | 324  |
| 44200   | 320  | 44392   | 320  | 44454LF | 322  | 44535LF  | 324  |
| 44200LF | 320  | 44392LF | 320  | 44456   | 322  | 44538    | 324  |
| 44201   | 320  | 44393   | 320  | 44456LF | 322  | 44538LF  | 324  |
| 44201LF | 320  | 44393LF | 320  | 44462   | 322  | 44539    | 324  |
| 44202   | 320  | 44394   | 320  | 44462LF | 322  | 44539LF  | 324  |
| 44202LF | 320  | 44394LF | 320  | 44463LF | 322  | 44543    | 324  |
| 44203   | 320  | 44395   | 320  | 44470   | 323  | 44543LF  | 324  |
| 44203LF | 320  | 44395LF | 320  | 44470LF | 323  | 44600    | 323  |
| 44204   | 320  | 44396   | 320  | 44471   | 323  | 44600LF  | 323  |
| 44204LF | 320  | 44396LF | 320  | 44471LF | 323  | 44601    | 323  |
| 44205   | 320  | 44397   | 320  | 44472   | 323  | 44601LF  | 323  |
| 44205LF | 320  | 44397LF | 320  | 44472LF | 323  | 44602    | 323  |

## NUMERICAL INDEX

| Part#   | Page | Part#    | Page | Part#   | Page | Part#   | Page |
|---------|------|----------|------|---------|------|---------|------|
| 44602LF | 323  | 44795LF  | 326  | 46140   | 170  | 46562V  | 178  |
| 44603   | 323  | 44796LF  | 326  | 46142   | 170  | 46563V  | 178  |
| 44603LF | 323  | 44797LF  | 326  | 46151   | 170  | 46564V  | 178  |
| 44604   | 323  | 44798LF  | 326  | 46152   | 170  | 46565   | 178  |
| 44604LF | 323  | 44840LF  | 319  | 46153   | 170  | 46566   | 178  |
| 44605   | 323  | 44841LF  | 319  | 46160   | 170  | 46567   | 178  |
| 44605LF | 323  | 44842LF  | 319  | 46161   | 170  | 46568   | 178  |
| 44606   | 323  | 44843LF  | 319  | 46161T* | 170  | 46570   | 178  |
| 44606LF | 323  | 44844LF  | 319  | 46162   | 170  | 46571   | 178  |
| 44607   | 323  | 44845LF  | 319  | 46165   | 170  | 46572   | 178  |
| 44607LF | 323  | 45102    | 327  | 46166   | 170  | 46573   | 178  |
| 44608   | 323  | 45102LF  | 327  | 46167   | 170  | 46575   | 178  |
| 44608LF | 323  | 45103    | 327  | 46200   | 178  | 46576   | 178  |
| 44609   | 323  | 45103LF  | 327  | 46201   | 178  | 46577   | 178  |
| 44609LF | 323  | 45104    | 327  | 46202   | 178  | 46578   | 178  |
| 44610   | 323  | 45104LF  | 327  | 46241   | 174  | 46600   | 506  |
| 44610LF | 323  | 45105    | 327  | 46244   | 174  | 46600   | 507  |
| 44633   | 325  | 45105LF  | 327  | 46247   | 174  | 46600   | 508  |
| 44634   | 325  | 45162    | 327  | 46248   | 174  | 46605   | 507  |
| 44634LF | 325  | 45163    | 327  | 46250   | 174  | 46607   | 506  |
| 44635   | 325  | 45164    | 327  | 46251   | 174  | 46615   | 505  |
| 44636   | 325  | 45165    | 327  | 46252   | 174  | 46620   | 503  |
| 44637   | 325  | 45412    | 327  | 46255   | 174  | 46621   | 503  |
| 44638   | 325  | 45412LF  | 327  | 46256   | 174  | 46622   | 503  |
| 44650*  | 325  | 45413    | 327  | 46270   | 234  | 46630   | 503  |
| 44650LF | 325  | 45413LF  | 327  | 46277   | 234  | 46631   | 503  |
| 44651*  | 325  | 45414    | 327  | 46355   | 169  | 46650   | 177  |
| 44651LF | 325  | 45435    | 327  | 46356   | 169  | 46651   | 177  |
| 44652*  | 325  | 45473    | 327  | 46357   | 169  | 46652   | 177  |
| 44652LF | 325  | 45652    | 327  | 46360   | 169  | 46661   | 177  |
| 44653   | 325  | 45653    | 327  | 46361   | 169  | 46662   | 177  |
| 44653LF | 325  | 46002    | 171  | 46362   | 169  | 46670   | 177  |
| 44654   | 325  | 46003    | 171  | 46365   | 169  | 46681   | 177  |
| 44654LF | 325  | 46011    | 171  | 46366   | 169  | 46682   | 177  |
| 44655   | 325  | 46012    | 171  | 46370   | 169  | 46830   | 176  |
| 44655LF | 325  | 46013    | 171  | 46371   | 169  | 46832   | 176  |
| 44656   | 325  | 46020    | 171  | 46375   | 169  | 46833   | 176  |
| 44656LF | 325  | 46021    | 171  | 46376   | 169  | 46878   | 176  |
| 44657   | 325  | 46023    | 171  | 46377   | 169  | 46900   | 176  |
| 44657LF | 325  | 46028    | 171  | 46378   | 169  | 46903   | 176  |
| 44658   | 325  | 46029    | 171  | 46401   | 173  | 46903I  | 259  |
| 44658LF | 325  | 46036    | 172  | 46401M  | 173  | 46903SS | 276  |
| 44660   | 325  | 46040    | 172  | 46402   | 173  | 46904I  | 259  |
| 44670   | 325  | 46045    | 172  | 46406M  | 173  | 46904SS | 276  |
| 44670LF | 325  | 46046    | 172  | 46411M  | 173  | 46905SS | 276  |
| 44671   | 325  | 46048    | 172  | 46429M  | 173  | 46910   | 176  |
| 44671LF | 325  | 46050    | 172  | 46440   | 176  | 46912   | 176  |
| 44672   | 325  | 46051    | 172  | 46443   | 176  | 46912SS | 276  |
| 44672LF | 325  | 46055*   | 172  | 46450   | 173  | 46913SS | 276  |
| 44673   | 325  | 46056    | 172  | 46451   | 173  | 46920   | 176  |
| 44673LF | 325  | 46060    | 172  | 46455   | 173  | 46922   | 176  |
| 44674   | 325  | 46061    | 172  | 46456   | 173  | 46922A  | 176  |
| 44674LF | 325  | 46064    | 167  | 46457   | 173  | 46922I  | 259  |
| 44675   | 325  | 46066    | 167  | 46465   | 173  | 46922SS | 276  |
| 44675LF | 325  | 46067    | 167  | 46466   | 173  | 46923   | 176  |
| 44676   | 325  | 46069    | 167  | 46467   | 173  | 46923I  | 259  |
| 44676LF | 325  | 46070    | 167  | 46475   | 173  | 46923SS | 276  |
| 44677   | 325  | 46071    | 167  | 46485   | 173  | 46924   | 176  |
| 44677LF | 325  | 46072    | 167  | 46500   | 178  | 46924I  | 259  |
| 44678   | 325  | 46073    | 167  | 46505   | 178  | 46924SS | 276  |
| 44678LF | 325  | 46074    | 168  | 46510   | 178  | 46930   | 261  |
| 44701   | 325  | 46075    | 168  | 46511   | 178  | 46930SS | 275  |
| 44703   | 325  | 46076    | 168  | 46512   | 178  | 46930T  | 261  |
| 44704   | 325  | 46077    | 168  | 46513   | 178  | 46931   | 261  |
| 44705   | 325  | 46078    | 168  | 46514   | 178  | 46931SS | 275  |
| 44720   | 326  | 46079    | 168  | 46517   | 178  | 46931T  | 261  |
| 44721   | 326  | 46080    | 168  | 46520   | 175  | 46932   | 261  |
| 44722   | 326  | 46081    | 168  | 46521   | 175  | 46932SS | 275  |
| 44723   | 326  | 46082    | 168  | 46522   | 175  | 46932T  | 261  |
| 44724   | 326  | 46083    | 168  | 46523   | 175  | 46933   | 261  |
| 44725   | 326  | 46084*   | 168  | 46524   | 175  | 46933SS | 275  |
| 44726   | 326  | 46085    | 168  | 46529   | 175  | 46933T  | 261  |
| 44727   | 326  | 46086    | 168  | 46530   | 175  | 46934   | 260  |
| 44728   | 326  | 46087    | 168  | 46531   | 175  | 46934L  | 260  |
| 44740   | 326  | 46088    | 168  | 46532   | 175  | 46934LT | 260  |
| 44742   | 326  | 46089    | 168  | 46533   | 175  | 46934SS | 275  |
| 44753   | 326  | 46089A   | 168  | 46540   | 40   | 46935   | 260  |
| 44791LF | 326  | 46090HLF | 209  | 46541   | 40   | 46935L  | 260  |
| 44792LF | 326  | 46130    | 170  | 46560V  | 178  | 46935LT | 260  |
| 44794LF | 326  | 46131    | 170  | 46561V  | 178  | 46935SS | 275  |

NUMERICAL INDEX

| Part#   | Page | Part# | Page | Part# | Page | Part#      | Page |
|---------|------|-------|------|-------|------|------------|------|
| 46936   | 260  | 48094 | 331  | 49022 | 329  | 49145      | 332  |
| 46936L  | 260  | 48096 | 331  | 49023 | 329  | 49146      | 332  |
| 46936LT | 260  | 48100 | 331  | 49024 | 329  | 49147      | 332  |
| 46936SS | 275  | 48101 | 331  | 49025 | 329  | 49148      | 332  |
| 46937   | 260  | 48102 | 331  | 49026 | 329  | 49149      | 332  |
| 46937L  | 260  | 48103 | 331  | 49027 | 329  | 49160      | 333  |
| 46937SS | 275  | 48104 | 331  | 49028 | 329  | 49161      | 333  |
| 46951   | 176  | 48105 | 331  | 49029 | 329  | 49162      | 333  |
| 46956   | 176  | 48106 | 331  | 49030 | 329  | 49163      | 333  |
| 46980   | 176  | 48107 | 331  | 49032 | 329  | 49164      | 333  |
| 46981   | 176  | 48108 | 331  | 49033 | 329  | 49165      | 333  |
| 46987   | 175  | 48109 | 331  | 49034 | 329  | 49166      | 333  |
| 46988   | 175  | 48110 | 331  | 49035 | 329  | 49167      | 333  |
| 46989   | 175  | 48111 | 331  | 49036 | 329  | 49168      | 333  |
| 48001   | 329  | 48113 | 331  | 49040 | 330  | 49170      | 333  |
| 48002   | 329  | 48115 | 331  | 49041 | 330  | 49174      | 333  |
| 48003   | 329  | 48120 | 332  | 49042 | 330  | 49200      | 333  |
| 48004   | 329  | 48121 | 332  | 49043 | 330  | 49201      | 333  |
| 48005   | 329  | 48122 | 332  | 49044 | 330  | 49203      | 333  |
| 48006   | 329  | 48123 | 332  | 49045 | 330  | 49207      | 333  |
| 48007   | 329  | 48124 | 332  | 49046 | 330  | 49213      | 333  |
| 48008   | 329  | 48125 | 332  | 49047 | 330  | 49220      | 333  |
| 48009   | 329  | 48126 | 332  | 49048 | 330  | 49223      | 333  |
| 48010   | 329  | 48127 | 332  | 49049 | 330  | 49234      | 333  |
| 48011   | 329  | 48128 | 332  | 49050 | 330  | 49236      | 333  |
| 48015   | 329  | 48129 | 332  | 49060 | 330  | 50002      | 531  |
| 48020   | 329  | 48131 | 332  | 49061 | 330  | 50004      | 508  |
| 48021   | 329  | 48135 | 332  | 49062 | 330  | 50004      | 508  |
| 48022   | 329  | 48140 | 332  | 49063 | 330  | 50004      | 531  |
| 48023   | 329  | 48141 | 332  | 49064 | 330  | 50008      | 531  |
| 48024   | 329  | 48142 | 332  | 49065 | 330  | 50016      | 64   |
| 48025   | 329  | 48143 | 332  | 49066 | 330  | 53725-0604 | 385  |
| 48026   | 329  | 48144 | 332  | 49067 | 330  | 53725-1008 | 385  |
| 48027   | 329  | 48145 | 332  | 49068 | 330  | 53746-0812 | 386  |
| 48028   | 329  | 48146 | 332  | 49069 | 330  | 53746-1012 | 386  |
| 48029   | 329  | 48147 | 332  | 49070 | 330  | 53746-1212 | 386  |
| 48030   | 329  | 48148 | 332  | 49076 | 330  | 53748-0812 | 386  |
| 48032   | 329  | 48149 | 332  | 49080 | 331  | 53748-1012 | 386  |
| 48034   | 329  | 48151 | 332  | 49081 | 331  | 53748-1212 | 386  |
| 48036   | 329  | 48152 | 332  | 49082 | 331  | 54044      | 508  |
| 48040   | 330  | 48153 | 332  | 49083 | 331  | 54044      | 508  |
| 48041   | 330  | 48155 | 332  | 49084 | 331  | 54044      | 509  |
| 48042   | 330  | 48160 | 333  | 49085 | 331  | 54044      | 509  |
| 48043   | 330  | 48161 | 333  | 49086 | 331  | 55002      | 533  |
| 48044   | 330  | 48162 | 333  | 49087 | 331  | 55004      | 533  |
| 48045   | 330  | 48163 | 333  | 49088 | 331  | 55006      | 533  |
| 48046   | 330  | 48164 | 333  | 49089 | 331  | 55018      | 534  |
| 48047   | 330  | 48165 | 333  | 49090 | 331  | 55022      | 534  |
| 48048   | 330  | 48166 | 333  | 49091 | 331  | 55024      | 534  |
| 48049   | 330  | 48167 | 333  | 49092 | 331  | 55026      | 534  |
| 48050   | 330  | 48168 | 333  | 49094 | 331  | 55032      | 534  |
| 48060   | 330  | 48170 | 333  | 49096 | 331  | 55034      | 534  |
| 48061   | 330  | 48172 | 333  | 49100 | 331  | 55036      | 534  |
| 48062   | 330  | 48174 | 333  | 49101 | 331  | 55038      | 534  |
| 48063   | 330  | 48180 | 333  | 49102 | 331  | 55042      | 535  |
| 48064   | 330  | 48187 | 333  | 49103 | 331  | 55044      | 535  |
| 48065   | 330  | 48200 | 333  | 49104 | 331  | 55046      | 535  |
| 48066   | 330  | 48201 | 333  | 49105 | 331  | 55048      | 535  |
| 48067   | 330  | 48203 | 333  | 49106 | 331  | 55052      | 535  |
| 48068   | 330  | 48205 | 333  | 49107 | 331  | 55054      | 535  |
| 48069   | 330  | 48207 | 333  | 49108 | 331  | 55056      | 535  |
| 48070   | 330  | 48213 | 333  | 49109 | 331  | 55058      | 535  |
| 48071   | 330  | 48220 | 333  | 49111 | 331  | 55060      | 229  |
| 48072   | 330  | 48223 | 333  | 49113 | 331  | 55061      | 229  |
| 48073   | 330  | 48227 | 333  | 49115 | 331  | 55062      | 229  |
| 48074   | 330  | 48229 | 333  | 49120 | 332  | 55063      | 229  |
| 48075   | 330  | 49001 | 329  | 49121 | 332  | 55064      | 229  |
| 48076   | 330  | 49002 | 329  | 49122 | 332  | 55065      | 229  |
| 48080   | 331  | 49003 | 329  | 49123 | 332  | 55066      | 229  |
| 48081   | 331  | 49004 | 329  | 49124 | 332  | 55067      | 229  |
| 48082   | 331  | 49005 | 329  | 49125 | 332  | 55068      | 229  |
| 48083   | 331  | 49006 | 329  | 49126 | 332  | 55069      | 229  |
| 48084   | 331  | 49007 | 329  | 49127 | 332  | 55070      | 229  |
| 48085   | 331  | 49008 | 329  | 49128 | 332  | 55072      | 229  |
| 48086   | 331  | 49009 | 329  | 49129 | 332  | 55074      | 229  |
| 48087   | 331  | 49010 | 329  | 49140 | 332  | 55075      | 229  |
| 48088   | 331  | 49011 | 329  | 49141 | 332  | 55076      | 229  |
| 48089   | 331  | 49017 | 329  | 49142 | 332  | 55080      | 229  |
| 48090   | 331  | 49020 | 329  | 49143 | 332  | 55081      | 229  |
| 48092   | 331  | 49021 | 329  | 49144 | 332  | 55082      | 229  |



## NUMERICAL INDEX

| Part# | Page | Part# | Page | Part# | Page | Part# | Page |
|-------|------|-------|------|-------|------|-------|------|
| 55083 | 229  | 56028 | 343  | 56124 | 347  | 56266 | 346  |
| 55084 | 229  | 56029 | 343  | 56125 | 347  | 56267 | 346  |
| 55085 | 229  | 56030 | 343  | 56126 | 347  | 56270 | 347  |
| 55086 | 229  | 56031 | 343  | 56127 | 347  | 56271 | 347  |
| 55087 | 229  | 56032 | 343  | 56128 | 347  | 56272 | 347  |
| 55088 | 229  | 56034 | 343  | 56129 | 347  | 56273 | 347  |
| 55089 | 229  | 56035 | 343  | 56130 | 347  | 56275 | 347  |
| 55090 | 229  | 56036 | 343  | 56131 | 347  | 56276 | 347  |
| 55092 | 229  | 56038 | 343  | 56132 | 347  | 56280 | 347  |
| 55093 | 229  | 56040 | 344  | 56133 | 347  | 56281 | 347  |
| 55096 | 229  | 56041 | 344  | 56134 | 347  | 56282 | 347  |
| 55097 | 229  | 56042 | 344  | 56135 | 347  | 56283 | 347  |
| 55098 | 229  | 56043 | 344  | 56140 | 347  | 56285 | 347  |
| 55120 | 229  | 56044 | 344  | 56141 | 347  | 56290 | 348  |
| 55121 | 229  | 56045 | 344  | 56142 | 347  | 56291 | 348  |
| 55122 | 229  | 56046 | 344  | 56143 | 347  | 56292 | 348  |
| 55123 | 229  | 56047 | 344  | 56144 | 347  | 56293 | 348  |
| 55124 | 229  | 56048 | 344  | 56145 | 347  | 56295 | 348  |
| 55125 | 229  | 56049 | 344  | 56146 | 347  | 56296 | 348  |
| 55126 | 229  | 56050 | 344  | 56147 | 347  | 56297 | 348  |
| 55127 | 229  | 56051 | 344  | 56148 | 347  | 56300 | 350  |
| 55128 | 229  | 56052 | 344  | 56149 | 347  | 56301 | 350  |
| 55129 | 229  | 56054 | 344  | 56150 | 347  | 56332 | 349  |
| 55132 | 229  | 56055 | 344  | 56151 | 347  | 56430 | 344  |
| 55140 | 230  | 56056 | 344  | 56152 | 347  | 56526 | 536  |
| 55141 | 230  | 56058 | 536  | 56153 | 347  | 56528 | 536  |
| 55142 | 230  | 56060 | 344  | 56155 | 347  | 57001 | 343  |
| 55143 | 230  | 56061 | 344  | 56160 | 348  | 57002 | 343  |
| 55144 | 230  | 56062 | 344  | 56161 | 348  | 57003 | 343  |
| 55145 | 230  | 56063 | 344  | 56162 | 348  | 57004 | 343  |
| 55146 | 230  | 56064 | 344  | 56163 | 348  | 57005 | 343  |
| 55147 | 230  | 56065 | 344  | 56164 | 348  | 57006 | 343  |
| 55148 | 230  | 56066 | 344  | 56165 | 348  | 57007 | 343  |
| 55149 | 230  | 56067 | 344  | 56166 | 348  | 57008 | 343  |
| 55150 | 230  | 56068 | 344  | 56167 | 348  | 57009 | 343  |
| 55151 | 230  | 56069 | 344  | 56168 | 348  | 57010 | 343  |
| 55160 | 230  | 56070 | 344  | 56169 | 348  | 57011 | 343  |
| 55161 | 230  | 56071 | 344  | 56170 | 348  | 57012 | 343  |
| 55162 | 230  | 56072 | 344  | 56171 | 348  | 57013 | 343  |
| 55163 | 230  | 56073 | 344  | 56172 | 348  | 57014 | 343  |
| 55164 | 230  | 56074 | 344  | 56174 | 348  | 57015 | 343  |
| 55165 | 230  | 56075 | 344  | 56180 | 348  | 57017 | 343  |
| 55166 | 230  | 56076 | 344  | 56181 | 348  | 57020 | 343  |
| 55167 | 230  | 56080 | 345  | 56182 | 348  | 57021 | 343  |
| 55168 | 230  | 56081 | 345  | 56183 | 348  | 57022 | 343  |
| 55170 | 230  | 56082 | 345  | 56184 | 348  | 57023 | 343  |
| 55174 | 230  | 56083 | 345  | 56185 | 348  | 57024 | 343  |
| 55179 | 230  | 56084 | 345  | 56186 | 348  | 57025 | 343  |
| 55200 | 230  | 56085 | 345  | 56187 | 348  | 57026 | 343  |
| 55201 | 230  | 56086 | 345  | 56189 | 348  | 57027 | 343  |
| 55203 | 230  | 56087 | 345  | 56191 | 348  | 57028 | 343  |
| 55205 | 230  | 56088 | 345  | 56193 | 348  | 57029 | 343  |
| 55207 | 230  | 56089 | 345  | 56220 | 349  | 57030 | 343  |
| 55209 | 230  | 56090 | 345  | 56221 | 349  | 57031 | 343  |
| 55211 | 230  | 56091 | 345  | 56223 | 349  | 57032 | 343  |
| 55213 | 230  | 56092 | 345  | 56224 | 349  | 57033 | 343  |
| 55241 | 229  | 56093 | 345  | 56225 | 349  | 57034 | 343  |
| 56001 | 343  | 56094 | 345  | 56226 | 349  | 57035 | 343  |
| 56002 | 343  | 56095 | 345  | 56227 | 349  | 57036 | 343  |
| 56003 | 343  | 56096 | 345  | 56228 | 349  | 57040 | 344  |
| 56004 | 343  | 56100 | 346  | 56229 | 349  | 57041 | 344  |
| 56005 | 343  | 56101 | 346  | 56240 | 344  | 57042 | 344  |
| 56006 | 343  | 56102 | 346  | 56241 | 344  | 57043 | 344  |
| 56007 | 343  | 56103 | 346  | 56242 | 344  | 57044 | 344  |
| 56008 | 343  | 56104 | 346  | 56243 | 344  | 57045 | 344  |
| 56009 | 343  | 56105 | 346  | 56245 | 344  | 57046 | 344  |
| 56010 | 343  | 56106 | 346  | 56246 | 344  | 57047 | 344  |
| 56011 | 343  | 56107 | 346  | 56247 | 344  | 57048 | 344  |
| 56012 | 343  | 56108 | 346  | 56250 | 345  | 57049 | 344  |
| 56013 | 343  | 56109 | 346  | 56251 | 345  | 57050 | 344  |
| 56015 | 343  | 56110 | 346  | 56252 | 345  | 57051 | 344  |
| 56017 | 343  | 56111 | 346  | 56253 | 345  | 57052 | 344  |
| 56020 | 343  | 56112 | 346  | 56255 | 345  | 57053 | 344  |
| 56021 | 343  | 56113 | 346  | 56256 | 345  | 57054 | 344  |
| 56022 | 343  | 56114 | 346  | 56257 | 345  | 57055 | 344  |
| 56023 | 343  | 56115 | 346  | 56260 | 346  | 57056 | 344  |
| 56024 | 343  | 56120 | 347  | 56261 | 346  | 57060 | 344  |
| 56025 | 343  | 56121 | 347  | 56262 | 346  | 57061 | 344  |
| 56026 | 343  | 56122 | 347  | 56263 | 346  | 57062 | 344  |
| 56027 | 343  | 56123 | 347  | 56265 | 346  | 57063 | 344  |

NUMERICAL INDEX

| Part# | Page | Part#    | Page | Part#     | Page | Part#       | Page |
|-------|------|----------|------|-----------|------|-------------|------|
| 57064 | 344  | 57162    | 348  | 57255     | 345  | 59046SMLS   | 353  |
| 57065 | 344  | 57162GBS | 360  | 57256     | 345  | 59047SMLS   | 353  |
| 57066 | 344  | 57162TV  | 359  | 57257     | 345  | 59048SMLS   | 353  |
| 57067 | 344  | 57162V   | 360  | 57260     | 346  | 59049SMLS   | 353  |
| 57068 | 344  | 57163    | 348  | 57261     | 346  | 59050SMLS   | 353  |
| 57069 | 344  | 57164    | 348  | 57262     | 346  | 59056SMLS   | 353  |
| 57070 | 344  | 57164TV  | 359  | 57263     | 346  | 59060SMLS   | 353  |
| 57071 | 344  | 57164V   | 360  | 57265     | 346  | 59060SMLSXX | 358  |
| 57072 | 344  | 57165    | 348  | 57266     | 346  | 59061SMLS   | 353  |
| 57073 | 344  | 57166    | 348  | 57267     | 346  | 59062SMLS   | 353  |
| 57074 | 344  | 57167    | 348  | 57270     | 347  | 59062SMLSXX | 358  |
| 57075 | 344  | 57168    | 348  | 57271     | 347  | 59063SMLS   | 353  |
| 57076 | 344  | 57168TV  | 359  | 57272     | 347  | 59064SMLS   | 353  |
| 57080 | 345  | 57168V   | 360  | 57273     | 347  | 59064SMLSXX | 358  |
| 57081 | 345  | 57169    | 348  | 57275     | 347  | 59065SMLS   | 353  |
| 57082 | 345  | 57170    | 348  | 57275     | 347  | 59066SMLS   | 353  |
| 57083 | 345  | 57170TV  | 359  | 57276     | 347  | 59066SMLSXX | 358  |
| 57084 | 345  | 57170V   | 360  | 57280     | 347  | 59067SMLS   | 353  |
| 57085 | 345  | 57171    | 348  | 57281     | 347  | 59068SMLS   | 353  |
| 57086 | 345  | 57172    | 348  | 57282     | 347  | 59069SMLS   | 353  |
| 57087 | 345  | 57172TV  | 359  | 57283     | 347  | 59070SMLS   | 353  |
| 57088 | 345  | 57172V   | 360  | 57285     | 347  | 59070SMLSXX | 358  |
| 57089 | 345  | 57173    | 348  | 57286     | 347  | 59071SMLS   | 353  |
| 57090 | 345  | 57174    | 348  | 57290     | 348  | 59072SMLS   | 353  |
| 57091 | 345  | 57174TV  | 359  | 57291     | 348  | 59074SMLS   | 353  |
| 57092 | 345  | 57174V   | 360  | 57292     | 348  | 59076SMLS   | 353  |
| 57093 | 345  | 57180    | 348  | 57293     | 348  | 59080SMLS   | 354  |
| 57094 | 345  | 57181    | 348  | 57295     | 348  | 59080SMLSXX | 358  |
| 57095 | 345  | 57182    | 348  | 57296     | 348  | 59081SMLS   | 354  |
| 57096 | 345  | 57183    | 348  | 57297     | 348  | 59082SMLS   | 354  |
| 57100 | 346  | 57184    | 348  | 57300     | 350  | 59082SMLSXX | 358  |
| 57101 | 346  | 57185    | 348  | 57301     | 350  | 59083SMLS   | 354  |
| 57102 | 346  | 57186    | 348  | 57304     | 350  | 59084SMLS   | 354  |
| 57103 | 346  | 57187    | 348  | 57305     | 350  | 59085SMLS   | 354  |
| 57104 | 346  | 57188    | 348  | 57306     | 350  | 59086SMLS   | 354  |
| 57105 | 346  | 57189    | 348  | 57308     | 350  | 59086SMLSXX | 358  |
| 57106 | 346  | 57191    | 348  | 57320     | 350  | 59087SMLS   | 354  |
| 57107 | 346  | 57193    | 348  | 57322     | 350  | 59088SMLS   | 354  |
| 57108 | 346  | 57201GBS | 360  | 57326     | 350  | 59089SMLS   | 354  |
| 57109 | 346  | 57201TV  | 359  | 57328     | 350  | 59090SMLS   | 354  |
| 57110 | 346  | 57201V   | 360  | 57330     | 349  | 59090SMLSXX | 358  |
| 57111 | 346  | 57203TV  | 359  | 57331     | 349  | 59091SMLS   | 354  |
| 57112 | 346  | 57203V   | 360  | 57332     | 349  | 59092SMLS   | 354  |
| 57113 | 346  | 57207TV  | 359  | 57332TV   | 359  | 59094SMLS   | 354  |
| 57114 | 346  | 57207V   | 360  | 57332V    | 360  | 59096SMLS   | 354  |
| 57115 | 346  | 57209TV  | 359  | 57400GBS  | 360  | 59100SMLS   | 354  |
| 57120 | 347  | 57209V   | 360  | 57430     | 344  | 59100SMLSXX | 358  |
| 57121 | 347  | 57211TV  | 359  | 57431     | 344  | 59101SMLS   | 354  |
| 57122 | 347  | 57211V   | 360  | 57500GBS  | 360  | 59101SMLSXX | 358  |
| 57123 | 347  | 57213TV  | 359  | 57600GBS  | 360  | 59102SMLS   | 354  |
| 57124 | 347  | 57213V   | 360  | 59001SMLS | 352  | 59103SMLS   | 354  |
| 57125 | 347  | 57220    | 349  | 59002SMLS | 352  | 59103SMLSXX | 358  |
| 57126 | 347  | 57222GBS | 360  | 59003SMLS | 352  | 59104SMLS   | 354  |
| 57127 | 347  | 57222TV  | 359  | 59004SMLS | 352  | 59105SMLS   | 354  |
| 57128 | 347  | 57223    | 349  | 59005SMLS | 352  | 59105SMLSXX | 358  |
| 57129 | 347  | 57223TV  | 359  | 59006SMLS | 352  | 59106SMLS   | 354  |
| 57130 | 347  | 57223V   | 360  | 59007SMLS | 352  | 59107SMLS   | 354  |
| 57131 | 347  | 57224    | 349  | 59009SMLS | 352  | 59108SMLS   | 354  |
| 57132 | 347  | 57225    | 349  | 59010SMLS | 352  | 59109SMLS   | 354  |
| 57133 | 347  | 57226    | 349  | 59011SMLS | 352  | 59109SMLSXX | 358  |
| 57134 | 347  | 57227    | 349  | 59020SMLS | 352  | 59110SMLS   | 354  |
| 57135 | 347  | 57227TV  | 359  | 59021SMLS | 352  | 59111SMLS   | 354  |
| 57140 | 347  | 57227V   | 360  | 59022SMLS | 352  | 59112SMLS   | 354  |
| 57141 | 347  | 57228    | 349  | 59023SMLS | 352  | 59113SMLS   | 354  |
| 57142 | 347  | 57228TV  | 359  | 59024SMLS | 352  | 59115SMLS   | 354  |
| 57143 | 347  | 57228V   | 360  | 59025SMLS | 352  | 59120SMLS   | 355  |
| 57144 | 347  | 57229    | 349  | 59026SMLS | 352  | 59121SMLS   | 355  |
| 57145 | 347  | 57229TV  | 359  | 59027SMLS | 352  | 59122SMLS   | 355  |
| 57146 | 347  | 57229V   | 360  | 59028SMLS | 352  | 59123SMLS   | 355  |
| 57147 | 347  | 57240    | 344  | 59029SMLS | 352  | 59124SMLS   | 355  |
| 57148 | 347  | 57241    | 344  | 59030SMLS | 352  | 59125SMLS   | 355  |
| 57149 | 347  | 57242    | 344  | 59032SMLS | 352  | 59126SMLS   | 355  |
| 57150 | 347  | 57243    | 344  | 59034SMLS | 352  | 59127SMLS   | 355  |
| 57151 | 347  | 57245    | 344  | 59036SMLS | 352  | 59128SMLS   | 355  |
| 57152 | 347  | 57246    | 344  | 59040SMLS | 353  | 59129SMLS   | 355  |
| 57153 | 347  | 57247    | 344  | 59041SMLS | 353  | 59130SMLS   | 355  |
| 57154 | 347  | 57250    | 345  | 59042SMLS | 353  | 59131SMLS   | 355  |
| 57155 | 347  | 57251    | 345  | 59043SMLS | 353  | 59132SMLS   | 355  |
| 57160 | 348  | 57252    | 345  | 59044SMLS | 353  | 59133SMLS   | 355  |
| 57161 | 348  | 57253    | 345  | 59045SMLS | 353  | 59134SMLS   | 355  |

NUMERICAL INDEX

| Part#       | Page | Part#     | Page | Part#   | Page | Part# | Page |
|-------------|------|-----------|------|---------|------|-------|------|
| 59135SMLS   | 355  | 59207V    | 360  | 62185   | 335  | 62472 | 338  |
| 59140SMLS   | 355  | 59209SMLS | 357  | 62186   | 335  | 62473 | 338  |
| 59141SMLS   | 355  | 59209TV   | 359  | 62187   | 335  | 62474 | 338  |
| 59142SMLS   | 355  | 59209V    | 360  | 62188   | 335  | 62475 | 338  |
| 59143SMLS   | 355  | 59211SMLS | 357  | 62189   | 335  | 62476 | 338  |
| 59144SMLS   | 355  | 59211TV   | 359  | 62190   | 335  | 62477 | 338  |
| 59145SMLS   | 355  | 59211V    | 360  | 62191   | 335  | 62478 | 338  |
| 59146SMLS   | 355  | 59212SMLS | 357  | 62250   | 336  | 62480 | 338  |
| 59147SMLS   | 355  | 59213SMLS | 357  | 62251   | 336  | 62481 | 338  |
| 59148SMLS   | 355  | 59213TV   | 359  | 62252   | 336  | 62500 | 339  |
| 59149SMLS   | 355  | 59213V    | 360  | 62253   | 336  | 62501 | 339  |
| 59150SMLS   | 355  | 59220SMLS | 357  | 62254   | 336  | 62502 | 339  |
| 59151SMLS   | 355  | 59221SMLS | 357  | 62255   | 336  | 62503 | 339  |
| 59153SMLS   | 355  | 59221TV   | 359  | 62256   | 336  | 62504 | 339  |
| 59155SMLS   | 355  | 59221V    | 360  | 62257   | 336  | 62505 | 339  |
| 59160SMLS   | 356  | 59222TV   | 359  | 62258   | 336  | 62506 | 339  |
| 59160SMLSXX | 358  | 59223SMLS | 357  | 62259   | 336  | 62507 | 339  |
| 59161SMLS   | 356  | 59224SMLS | 357  | 62260   | 336  | 62508 | 339  |
| 59161SMLSXX | 358  | 59225SMLS | 357  | 62261   | 336  | 62509 | 339  |
| 59162SMLS   | 356  | 59225TV   | 359  | 62391   | 336  | 62510 | 339  |
| 59162SMLSXX | 358  | 59225V    | 360  | 62392   | 336  | 62511 | 339  |
| 59162TV     | 359  | 59227SMLS | 357  | 62393   | 336  | 62512 | 339  |
| 59162V      | 360  | 59227TV   | 359  | 62394   | 336  | 62513 | 339  |
| 59163SMLS   | 356  | 59227V    | 360  | 62395   | 336  | 62515 | 339  |
| 59163SMLSXX | 358  | 59228SMLS | 357  | 62396   | 336  | 62516 | 339  |
| 59164SMLS   | 356  | 59229SMLS | 357  | 62397   | 336  | 62517 | 339  |
| 59164SMLSXX | 358  | 59229TV   | 359  | 62398   | 336  | 62518 | 339  |
| 59164TV     | 359  | 59229V    | 360  | 62410   | 337  | 62521 | 339  |
| 59164V      | 360  | 59231SMLS | 357  | 62410B  | 337  | 62522 | 339  |
| 59165SMLS   | 356  | 59231TV   | 359  | 62411   | 337  | 62524 | 339  |
| 59166SMLS   | 356  | 59231V    | 360  | 62411B  | 337  | 62527 | 339  |
| 59166SMLSXX | 358  | 59300SMLS | 357  | 62412   | 337  | 62528 | 339  |
| 59167SMLS   | 356  | 59301SMLS | 357  | 62412B  | 337  | 62529 | 339  |
| 59168SMLS   | 356  | 59305SMLS | 357  | 62413   | 337  | 62530 | 339  |
| 59168SMLSXX | 358  | 59308SMLS | 357  | 62413B  | 337  | 62531 | 339  |
| 59168TV     | 359  | 59320SMLS | 357  | 62414   | 337  | 62532 | 339  |
| 59168V      | 360  | 59322SMLS | 357  | 62414B  | 337  | 62534 | 339  |
| 59169SMLS   | 356  | 59324SMLS | 357  | 62415   | 337  | 62535 | 339  |
| 59170SMLS   | 356  | 59328SMLS | 357  | 62415B  | 337  | 62537 | 339  |
| 59170SMLSXX | 358  | 61451     | 404  | 62416   | 337  | 62538 | 339  |
| 59170TV     | 359  | 61452     | 404  | 62416B  | 337  | 62539 | 339  |
| 59170V      | 360  | 61453     | 404  | 62416DC | 232  | 62543 | 339  |
| 59171SMLS   | 356  | 61455     | 404  | 62417   | 337  | 62557 | 339  |
| 59172SMLS   | 356  | 61457     | 404  | 62417B  | 337  | 62559 | 339  |
| 59172SMLSXX | 358  | 61775     | 361  | 62418   | 337  | 62600 | 338  |
| 59172TV     | 359  | 61776     | 361  | 62418B  | 337  | 62601 | 338  |
| 59172V      | 360  | 61777     | 361  | 62419   | 337  | 62602 | 338  |
| 59173SMLS   | 356  | 61778     | 361  | 62420   | 337  | 62603 | 338  |
| 59174SMLS   | 356  | 62075     | 338  | 62420B  | 337  | 62604 | 338  |
| 59174SMLSXX | 358  | 62076     | 338  | 62421   | 337  | 62605 | 338  |
| 59174TV     | 359  | 62077     | 338  | 62428   | 337  | 62606 | 338  |
| 59174V      | 360  | 62078     | 338  | 62430   | 337  | 62607 | 338  |
| 59180SMLS   | 356  | 62079     | 338  | 62431   | 337  | 62608 | 338  |
| 59181SMLS   | 356  | 62100     | 335  | 62432   | 337  | 62609 | 338  |
| 59182SMLS   | 356  | 62101     | 335  | 62433   | 337  | 62610 | 338  |
| 59183SMLS   | 356  | 62102     | 335  | 62434   | 337  | 62630 | 340  |
| 59184SMLS   | 356  | 62103     | 335  | 62435   | 337  | 62631 | 340  |
| 59185SMLS   | 356  | 62104     | 335  | 62436   | 337  | 62632 | 340  |
| 59186SMLS   | 356  | 62105     | 335  | 62437   | 337  | 62633 | 340  |
| 59187SMLS   | 356  | 62106     | 335  | 62438   | 337  | 62634 | 340  |
| 59188SMLS   | 356  | 62107     | 335  | 62440   | 337  | 62635 | 340  |
| 59189SMLS   | 356  | 62108     | 335  | 62441   | 337  | 62636 | 340  |
| 59190SMLS   | 356  | 62109     | 335  | 62442   | 337  | 62637 | 340  |
| 59191SMLS   | 356  | 62110     | 335  | 62445   | 337  | 62638 | 340  |
| 59192SMLS   | 356  | 62112     | 335  | 62446   | 337  | 62640 | 340  |
| 59193SMLS   | 356  | 62160     | 335  | 62447   | 337  | 62653 | 340  |
| 59197SMLS   | 356  | 62161     | 335  | 62448   | 337  | 62654 | 340  |
| 59200SMLS   | 357  | 62162     | 335  | 62449   | 337  | 62655 | 340  |
| 59201SMLS   | 357  | 62163     | 335  | 62450   | 337  | 62656 | 340  |
| 59201TV     | 359  | 62164     | 335  | 62451   | 337  | 62657 | 340  |
| 59201V      | 360  | 62165     | 335  | 62452   | 337  | 62658 | 340  |
| 59202SMLS   | 357  | 62166     | 335  | 62453   | 337  | 62660 | 340  |
| 59203SMLS   | 357  | 62167     | 335  | 62454   | 337  | 62670 | 340  |
| 59203TV     | 359  | 62168     | 335  | 62455   | 337  | 62671 | 340  |
| 59203V      | 360  | 62169     | 335  | 62456   | 337  | 62672 | 340  |
| 59204SMLS   | 357  | 62180     | 335  | 62457   | 337  | 62700 | 340  |
| 59205SMLS   | 357  | 62181     | 335  | 62459   | 337  | 62701 | 340  |
| 59206SMLS   | 357  | 62182     | 335  | 62462   | 337  | 62702 | 340  |
| 59207SMLS   | 357  | 62183     | 335  | 62470   | 338  | 62703 | 340  |
| 59207TV     | 359  | 62184     | 335  | 62471   | 338  | 62704 | 340  |

NUMERICAL INDEX

| Part# | Page | Part#  | Page | Part# | Page | Part# | Page |
|-------|------|--------|------|-------|------|-------|------|
| 62705 | 340  | 63391  | 336  | 63528 | 339  | 64106 | 364  |
| 62706 | 340  | 63392  | 336  | 63529 | 339  | 64107 | 364  |
| 62720 | 336  | 63393  | 336  | 63530 | 339  | 64108 | 364  |
| 62721 | 336  | 63394  | 336  | 63531 | 339  | 64109 | 364  |
| 62722 | 336  | 63395  | 336  | 63534 | 339  | 64110 | 364  |
| 62723 | 336  | 63410  | 337  | 63535 | 339  | 64112 | 364  |
| 62724 | 336  | 63410B | 337  | 63537 | 339  | 64114 | 364  |
| 62725 | 336  | 63411  | 337  | 63538 | 339  | 64123 | 364  |
| 62726 | 336  | 63411B | 337  | 63539 | 339  | 64124 | 364  |
| 62727 | 336  | 63412  | 337  | 63541 | 339  | 64126 | 364  |
| 62728 | 336  | 63412B | 337  | 63543 | 339  | 64127 | 364  |
| 62740 | 336  | 63413  | 337  | 63550 | 339  | 64130 | 364  |
| 62741 | 336  | 63413B | 337  | 63601 | 338  | 64131 | 364  |
| 62742 | 336  | 63414  | 337  | 63602 | 338  | 64133 | 364  |
| 62744 | 336  | 63414B | 337  | 63603 | 338  | 64134 | 364  |
| 62745 | 336  | 63415  | 337  | 63604 | 338  | 64137 | 364  |
| 62748 | 336  | 63415B | 337  | 63605 | 338  | 64138 | 364  |
| 62749 | 336  | 63416  | 337  | 63606 | 338  | 64140 | 364  |
| 62770 | 338  | 63416B | 337  | 63607 | 338  | 64141 | 364  |
| 62771 | 338  | 63417  | 337  | 63608 | 338  | 64142 | 364  |
| 62772 | 338  | 63417B | 337  | 63630 | 340  | 64160 | 364  |
| 62773 | 338  | 63418  | 337  | 63631 | 340  | 64161 | 364  |
| 62774 | 338  | 63418B | 337  | 63632 | 340  | 64162 | 364  |
| 62775 | 338  | 63420  | 337  | 63633 | 340  | 64163 | 364  |
| 62776 | 338  | 63421  | 337  | 63634 | 340  | 64164 | 364  |
| 62777 | 338  | 63430  | 337  | 63635 | 340  | 64165 | 364  |
| 62778 | 338  | 63431  | 337  | 63636 | 340  | 64166 | 364  |
| 62779 | 338  | 63432  | 337  | 63637 | 340  | 64167 | 364  |
| 63075 | 338  | 63433  | 337  | 63638 | 340  | 64168 | 364  |
| 63076 | 338  | 63434  | 337  | 63653 | 340  | 64169 | 364  |
| 63078 | 338  | 63435  | 337  | 63654 | 340  | 64170 | 364  |
| 63100 | 335  | 63436  | 337  | 63655 | 340  | 64171 | 364  |
| 63101 | 335  | 63437  | 337  | 63656 | 340  | 64180 | 365  |
| 63102 | 335  | 63438  | 337  | 63657 | 340  | 64181 | 365  |
| 63103 | 335  | 63440  | 337  | 63658 | 340  | 64182 | 365  |
| 63104 | 335  | 63441  | 337  | 63660 | 341  | 64183 | 365  |
| 63105 | 335  | 63442  | 337  | 63661 | 341  | 64184 | 365  |
| 63106 | 335  | 63445  | 337  | 63662 | 341  | 64185 | 365  |
| 63107 | 335  | 63446  | 337  | 63663 | 341  | 64186 | 365  |
| 63108 | 335  | 63447  | 337  | 63664 | 341  | 64187 | 365  |
| 63110 | 335  | 63448  | 337  | 63665 | 341  | 64188 | 365  |
| 63112 | 335  | 63449  | 337  | 63670 | 340  | 64189 | 365  |
| 63160 | 335  | 63450  | 337  | 63671 | 340  | 64190 | 365  |
| 63161 | 335  | 63452  | 337  | 63672 | 340  | 64191 | 365  |
| 63162 | 335  | 63453  | 337  | 63680 | 341  | 64192 | 365  |
| 63163 | 335  | 63454  | 337  | 63681 | 341  | 64200 | 365  |
| 63164 | 335  | 63455  | 337  | 63682 | 341  | 64201 | 365  |
| 63165 | 335  | 63459  | 337  | 63683 | 341  | 64202 | 365  |
| 63166 | 335  | 63470  | 338  | 63684 | 341  | 64203 | 365  |
| 63167 | 335  | 63471  | 338  | 63720 | 336  | 64204 | 365  |
| 63168 | 335  | 63472  | 338  | 63721 | 336  | 64205 | 365  |
| 63170 | 335  | 63473  | 338  | 63722 | 336  | 64206 | 365  |
| 63180 | 335  | 63474  | 338  | 63723 | 336  | 64207 | 365  |
| 63181 | 335  | 63475  | 338  | 63724 | 336  | 64208 | 365  |
| 63182 | 335  | 63476  | 338  | 63725 | 336  | 64209 | 365  |
| 63183 | 335  | 63477  | 338  | 63726 | 336  | 64210 | 365  |
| 63184 | 335  | 63478  | 338  | 63727 | 336  | 64250 | 366  |
| 63185 | 335  | 63480  | 338  | 63728 | 336  | 64251 | 366  |
| 63186 | 335  | 63500  | 339  | 63740 | 336  | 64252 | 366  |
| 63187 | 335  | 63501  | 339  | 63742 | 336  | 64253 | 366  |
| 63188 | 335  | 63502  | 339  | 63744 | 336  | 64254 | 366  |
| 63190 | 335  | 63504  | 339  | 63745 | 336  | 64255 | 366  |
| 63192 | 335  | 63505  | 339  | 63748 | 336  | 64256 | 366  |
| 63214 | 339  | 63506  | 339  | 63749 | 336  | 64257 | 366  |
| 63215 | 339  | 63507  | 339  | 63760 | 341  | 64258 | 366  |
| 63216 | 339  | 63508  | 339  | 63761 | 341  | 64259 | 366  |
| 63217 | 339  | 63509  | 339  | 63762 | 341  | 64260 | 366  |
| 63218 | 339  | 63510  | 339  | 63763 | 341  | 64261 | 366  |
| 63250 | 336  | 63511  | 339  | 63764 | 341  | 64262 | 366  |
| 63251 | 336  | 63512  | 339  | 63765 | 341  | 64269 | 366  |
| 63252 | 336  | 63513  | 339  | 63771 | 338  | 64279 | 366  |
| 63253 | 336  | 63516  | 339  | 63773 | 338  | 64280 | 366  |
| 63254 | 336  | 63517  | 339  | 63775 | 338  | 64286 | 366  |
| 63255 | 336  | 63518  | 339  | 63778 | 338  | 64287 | 367  |
| 63256 | 336  | 63521  | 339  | 64100 | 364  | 64289 | 366  |
| 63257 | 336  | 63522  | 339  | 64101 | 364  | 64291 | 366  |
| 63258 | 336  | 63523  | 339  | 64102 | 364  | 64296 | 367  |
| 63260 | 336  | 63524  | 339  | 64103 | 364  | 64297 | 367  |
| 63261 | 336  | 63526  | 339  | 64104 | 364  | 64298 | 366  |
| 63390 | 336  | 63527  | 339  | 64105 | 364  | 64299 | 366  |

## NUMERICAL INDEX

| Part# | Page | Part#  | Page | Part# | Page | Part# | Page |
|-------|------|--------|------|-------|------|-------|------|
| 64300 | 366  | 64479  | 370  | 64694 | 372  | 65183 | 365  |
| 64301 | 366  | 64480  | 370  | 64695 | 372  | 65184 | 365  |
| 64303 | 366  | 64481  | 370  | 64696 | 372  | 65185 | 365  |
| 64306 | 366  | 64482  | 370  | 64697 | 372  | 65186 | 365  |
| 64309 | 367  | 64486  | 368  | 64703 | 371  | 65187 | 365  |
| 64316 | 366  | 64500  | 369  | 64704 | 371  | 65188 | 365  |
| 64317 | 366  | 64502  | 369  | 64705 | 371  | 65189 | 365  |
| 64318 | 366  | 64504  | 369  | 64706 | 371  | 65190 | 365  |
| 64319 | 366  | 64505  | 369  | 64707 | 371  | 65191 | 365  |
| 64327 | 366  | 64506  | 369  | 64708 | 371  | 65192 | 365  |
| 64328 | 366  | 64507  | 369  | 64721 | 366  | 65200 | 365  |
| 64330 | 366  | 64508  | 369  | 64770 | 361  | 65201 | 365  |
| 64336 | 366  | 64509  | 369  | 64771 | 361  | 65202 | 365  |
| 64351 | 366  | 64510* | 369  | 64772 | 361  | 65203 | 365  |
| 64364 | 367  | 64511* | 369  | 64773 | 361  | 65204 | 365  |
| 64372 | 367  | 64512  | 369  | 64774 | 361  | 65205 | 365  |
| 64383 | 367  | 64513  | 369  | 64775 | 361  | 65206 | 365  |
| 64385 | 367  | 64516* | 369  | 64776 | 361  | 65207 | 365  |
| 64391 | 365  | 64517  | 369  | 64777 | 361  | 65208 | 365  |
| 64392 | 365  | 64518  | 369  | 64778 | 361  | 65209 | 365  |
| 64393 | 365  | 64519* | 369  | 64779 | 361  | 65210 | 365  |
| 64394 | 365  | 64520* | 369  | 64780 | 361  | 65211 | 365  |
| 64395 | 365  | 64521* | 369  | 64781 | 361  | 65250 | 366  |
| 64396 | 365  | 64522* | 369  | 64963 | 371  | 65251 | 366  |
| 64397 | 365  | 64523  | 369  | 64964 | 371  | 65252 | 366  |
| 64398 | 365  | 64524  | 369  | 64968 | 371  | 65253 | 366  |
| 64410 | 368  | 64525* | 369  | 65004 | 540  | 65254 | 366  |
| 64411 | 368  | 64526  | 369  | 65006 | 540  | 65255 | 366  |
| 64412 | 368  | 64527* | 369  | 65008 | 540  | 65256 | 366  |
| 64413 | 368  | 64528* | 369  | 65024 | 540  | 65257 | 366  |
| 64414 | 368  | 64529* | 369  | 65026 | 540  | 65258 | 366  |
| 64415 | 368  | 64530  | 369  | 65028 | 540  | 65259 | 366  |
| 64416 | 368  | 64531  | 369  | 65100 | 364  | 65260 | 366  |
| 64417 | 368  | 64532* | 369  | 65101 | 364  | 65261 | 366  |
| 64418 | 368  | 64533* | 369  | 65102 | 364  | 65262 | 366  |
| 64419 | 368  | 64534  | 369  | 65103 | 364  | 65267 | 367  |
| 64420 | 368  | 64535  | 369  | 65104 | 364  | 65268 | 366  |
| 64421 | 368  | 64537* | 369  | 65105 | 364  | 65269 | 366  |
| 64422 | 368  | 64538  | 369  | 65106 | 364  | 65273 | 366  |
| 64430 | 368  | 64539  | 369  | 65107 | 364  | 65276 | 366  |
| 64431 | 368  | 64540  | 369  | 65108 | 364  | 65279 | 366  |
| 64432 | 368  | 64541* | 369  | 65109 | 364  | 65280 | 366  |
| 64433 | 368  | 64542* | 369  | 65110 | 364  | 65281 | 367  |
| 64434 | 368  | 64543  | 369  | 65112 | 364  | 65282 | 366  |
| 64435 | 368  | 64545* | 369  | 65114 | 364  | 65286 | 366  |
| 64436 | 368  | 64546* | 369  | 65122 | 364  | 65287 | 367  |
| 64437 | 368  | 64547* | 369  | 65123 | 364  | 65288 | 367  |
| 64438 | 368  | 64549  | 369  | 65124 | 364  | 65289 | 366  |
| 64440 | 368  | 64549* | 369  | 65126 | 364  | 65291 | 366  |
| 64441 | 368  | 64550  | 369  | 65127 | 364  | 65292 | 367  |
| 64442 | 368  | 64553* | 369  | 65130 | 364  | 65293 | 367  |
| 64445 | 368  | 64583  | 371  | 65131 | 364  | 65294 | 367  |
| 64446 | 368  | 64584  | 371  | 65133 | 364  | 65295 | 367  |
| 64447 | 368  | 64585  | 371  | 65134 | 364  | 65296 | 367  |
| 64448 | 368  | 64600  | 370  | 65136 | 364  | 65297 | 367  |
| 64449 | 368  | 64601  | 370  | 65137 | 364  | 65298 | 366  |
| 64450 | 368  | 64602  | 370  | 65138 | 364  | 65299 | 366  |
| 64451 | 368  | 64603  | 370  | 65139 | 364  | 65300 | 366  |
| 64452 | 368  | 64604  | 370  | 65140 | 364  | 65301 | 366  |
| 64453 | 368  | 64605  | 370  | 65141 | 364  | 65302 | 367  |
| 64454 | 368  | 64606  | 370  | 65142 | 364  | 65303 | 366  |
| 64456 | 368  | 64607  | 370  | 65145 | 364  | 65305 | 367  |
| 64457 | 368  | 64608  | 370  | 65146 | 364  | 65306 | 366  |
| 64458 | 368  | 64609  | 370  | 65150 | 364  | 65309 | 367  |
| 64459 | 368  | 64610  | 370  | 65151 | 364  | 65310 | 367  |
| 64461 | 368  | 64611  | 370  | 65160 | 364  | 65311 | 367  |
| 64462 | 368  | 64651  | 370  | 65161 | 364  | 65312 | 367  |
| 64463 | 368  | 64652  | 370  | 65162 | 364  | 65313 | 367  |
| 64464 | 368  | 64653  | 370  | 65163 | 364  | 65314 | 367  |
| 64465 | 368  | 64654  | 370  | 65164 | 364  | 65316 | 366  |
| 64466 | 368  | 64655  | 370  | 65165 | 364  | 65317 | 366  |
| 64470 | 370  | 64656  | 370  | 65166 | 364  | 65318 | 366  |
| 64471 | 370  | 64657  | 370  | 65167 | 364  | 65319 | 366  |
| 64472 | 370  | 64658  | 370  | 65168 | 364  | 65322 | 366  |
| 64473 | 370  | 64659  | 370  | 65169 | 364  | 65323 | 367  |
| 64474 | 370  | 64660  | 370  | 65170 | 364  | 65325 | 367  |
| 64475 | 370  | 64661  | 370  | 65171 | 364  | 65327 | 366  |
| 64476 | 370  | 64662  | 370  | 65180 | 365  | 65328 | 366  |
| 64477 | 370  | 64692  | 372  | 65181 | 365  | 65330 | 366  |
| 64478 | 370  | 64693  | 372  | 65182 | 365  | 65332 | 367  |

NUMERICAL INDEX

| Part# | Page | Part#   | Page | Part#    | Page | Part# | Page |
|-------|------|---------|------|----------|------|-------|------|
| 65334 | 366  | 65464   | 368  | 65555    | 369  | 65971 | 371  |
| 65335 | 366  | 65465   | 368  | 65557    | 369  | 66000 | 411  |
| 65335 | 367  | 65466   | 368  | 65558    | 369  | 66015 | 404  |
| 65336 | 366  | 65468   | 368  | 65559    | 369  | 66024 | 542  |
| 65339 | 367  | 65470   | 370  | 65574    | 371  | 66025 | 542  |
| 65342 | 366  | 65471   | 370  | 65575    | 371  | 66026 | 542  |
| 65343 | 366  | 65472   | 370  | 65576    | 371  | 66028 | 542  |
| 65347 | 367  | 65473   | 370  | 65583    | 371  | 66470 | 373  |
| 65348 | 367  | 65474   | 370  | 65584    | 371  | 66471 | 373  |
| 65349 | 367  | 65475   | 370  | 65600    | 370  | 66472 | 373  |
| 65350 | 367  | 65476   | 370  | 65601    | 370  | 66473 | 373  |
| 65351 | 366  | 65477   | 370  | 65602    | 370  | 66474 | 373  |
| 65359 | 366  | 65478   | 370  | 65603    | 370  | 66500 | 373  |
| 65364 | 367  | 65479   | 370  | 65604    | 370  | 66501 | 373  |
| 65372 | 367  | 65480   | 370  | 65605    | 370  | 66502 | 373  |
| 65375 | 367  | 65481   | 370  | 65606    | 370  | 66503 | 373  |
| 65377 | 367  | 65482   | 370  | 65607    | 370  | 66504 | 373  |
| 65383 | 367  | 65486   | 368  | 65608    | 370  | 66505 | 373  |
| 65385 | 367  | 65491   | 368  | 65609    | 370  | 66506 | 373  |
| 65387 | 367  | 65500   | 369  | 65610    | 370  | 66507 | 373  |
| 65388 | 367  | 65501   | 369  | 65611    | 370  | 66508 | 373  |
| 65390 | 365  | 65502   | 369  | 65650    | 370  | 66509 | 373  |
| 65391 | 365  | 65503   | 369  | 65651    | 370  | 66510 | 373  |
| 65392 | 365  | 65504   | 369  | 65652    | 370  | 66511 | 373  |
| 65393 | 365  | 65505   | 369  | 65653    | 370  | 66512 | 373  |
| 65394 | 365  | 65506   | 369  | 65654    | 370  | 66513 | 373  |
| 65395 | 365  | 65507   | 369  | 65655    | 370  | 66630 | 374  |
| 65396 | 365  | 65508   | 369  | 65656    | 370  | 66631 | 374  |
| 65397 | 365  | 65509   | 369  | 65657    | 370  | 66633 | 374  |
| 65398 | 365  | 65510*  | 369  | 65658    | 370  | 66634 | 374  |
| 65400 | 365  | 65511*  | 369  | 65659    | 370  | 66635 | 374  |
| 65401 | 365  | 65512   | 369  | 65660    | 370  | 66636 | 374  |
| 65410 | 368  | 65513   | 369  | 65661    | 370  | 66637 | 374  |
| 65411 | 368  | 65514*  | 369  | 65662    | 370  | 66653 | 374  |
| 65412 | 368  | 65515*  | 369  | 65664    | 370  | 66654 | 374  |
| 65413 | 368  | 65516*  | 369  | 65690    | 372  | 66655 | 374  |
| 65414 | 368  | 65517   | 369  | 65692    | 372  | 66656 | 374  |
| 65415 | 368  | 65518   | 369  | 65693    | 372  | 66657 | 374  |
| 65416 | 368  | 65518DT | 372  | 65694    | 372  | 66658 | 374  |
| 65417 | 368  | 65519*  | 369  | 65695    | 372  | 66670 | 374  |
| 65418 | 368  | 65520*  | 369  | 65696    | 372  | 66671 | 374  |
| 65419 | 368  | 65521*  | 369  | 65697    | 372  | 66672 | 374  |
| 65420 | 368  | 65522*  | 369  | 65704    | 371  | 66713 | 373  |
| 65421 | 368  | 65522DT | 372  | 65706    | 371  | 66760 | 374  |
| 65422 | 368  | 65523   | 369  | 65721    | 366  | 66761 | 374  |
| 65429 | 368  | 65523DT | 372  | 65770    | 361  | 66762 | 374  |
| 65430 | 368  | 65524   | 369  | 65770API | 362  | 66763 | 374  |
| 65431 | 368  | 65525*  | 369  | 65771    | 361  | 66764 | 374  |
| 65432 | 368  | 65526   | 369  | 65771API | 362  | 66765 | 374  |
| 65433 | 368  | 65527*  | 369  | 65772    | 361  | 66766 | 374  |
| 65434 | 368  | 65527DT | 372  | 65772API | 362  | 66767 | 374  |
| 65435 | 368  | 65528*  | 369  | 65773    | 361  | 66768 | 374  |
| 65436 | 368  | 65528DT | 372  | 65773API | 362  | 66770 | 374  |
| 65437 | 368  | 65529*  | 369  | 65774    | 361  | 66771 | 374  |
| 65438 | 368  | 65529DT | 372  | 65774API | 362  | 66772 | 374  |
| 65439 | 368  | 65530   | 369  | 65775    | 361  | 66773 | 374  |
| 65440 | 368  | 65530DT | 372  | 65775API | 362  | 66774 | 374  |
| 65441 | 368  | 65531   | 369  | 65776    | 361  | 66775 | 374  |
| 65442 | 368  | 65531DT | 372  | 65776API | 362  | 66776 | 374  |
| 65443 | 368  | 65532*  | 369  | 65777    | 361  | 66778 | 374  |
| 65444 | 368  | 65533*  | 369  | 65777API | 362  | 67470 | 373  |
| 65445 | 368  | 65534   | 369  | 65778    | 361  | 67471 | 373  |
| 65446 | 368  | 65535   | 369  | 65778API | 362  | 67472 | 373  |
| 65447 | 368  | 65537*  | 369  | 65779    | 361  | 67473 | 373  |
| 65448 | 368  | 65538   | 369  | 65780    | 361  | 67474 | 373  |
| 65449 | 368  | 65539   | 369  | 65780API | 362  | 67475 | 373  |
| 65450 | 368  | 65540   | 369  | 65781    | 361  | 67476 | 373  |
| 65451 | 368  | 65541*  | 369  | 65781API | 362  | 67477 | 373  |
| 65452 | 368  | 65541DT | 372  | 65781H   | 361  | 67500 | 373  |
| 65453 | 368  | 65542*  | 369  | 65782    | 361  | 67501 | 373  |
| 65454 | 368  | 65543   | 369  | 65783    | 361  | 67502 | 373  |
| 65455 | 368  | 65543DT | 372  | 65783API | 362  | 67503 | 373  |
| 65456 | 368  | 65544   | 369  | 65784API | 362  | 67504 | 373  |
| 65457 | 368  | 65545*  | 369  | 65963    | 371  | 67505 | 373  |
| 65458 | 368  | 65546*  | 369  | 65964    | 371  | 67506 | 373  |
| 65459 | 368  | 65547*  | 369  | 65965    | 371  | 67507 | 373  |
| 65460 | 368  | 65549*  | 369  | 65966    | 371  | 67508 | 373  |
| 65461 | 368  | 65550   | 369  | 65967    | 371  | 67509 | 373  |
| 65462 | 368  | 65552   | 369  | 65968    | 371  | 67510 | 373  |
| 65463 | 368  | 65553*  | 369  | 65970    | 371  | 67511 | 373  |

## NUMERICAL INDEX

| Part# | Page | Part#    | Page | Part# | Page | Part#   | Page |
|-------|------|----------|------|-------|------|---------|------|
| 67512 | 373  | 69416    | 375  | 73952 | 340  | 80204   | 511  |
| 67513 | 373  | 69417    | 375  | 73953 | 54   | 80205   | 511  |
| 67630 | 374  | 69418    | 375  | 73953 | 340  | 80206   | 511  |
| 67631 | 374  | 69432    | 376  | 73954 | 54   | 80207   | 511  |
| 67632 | 374  | 69434    | 376  | 73954 | 340  | 80208   | 511  |
| 67633 | 374  | 69435    | 376  | 73955 | 54   | 80209   | 511  |
| 67634 | 374  | 69438    | 376  | 73955 | 340  | 80301   | 510  |
| 67635 | 374  | 69441    | 376  | 73956 | 54   | 80302   | 510  |
| 67636 | 374  | 69442    | 376  | 73956 | 340  | 80303   | 510  |
| 67637 | 374  | 69471    | 376  | 73957 | 54   | 80304   | 510  |
| 67638 | 374  | 69472    | 376  | 73957 | 340  | 80305   | 510  |
| 67653 | 374  | 69473    | 376  | 73958 | 54   | 80306   | 510  |
| 67654 | 374  | 69474    | 376  | 73958 | 340  | 80307   | 510  |
| 67655 | 374  | 69475    | 376  | 73959 | 54   | 80331   | 510  |
| 67656 | 374  | 69476    | 376  | 73959 | 340  | 80332   | 510  |
| 67657 | 374  | 69477    | 376  | 73960 | 54   | 80333   | 510  |
| 67658 | 374  | 69478    | 376  | 73960 | 340  | 80334   | 510  |
| 67670 | 374  | 69600    | 376  | 73970 | 54   | 80335   | 510  |
| 67671 | 374  | 69601    | 376  | 73970 | 341  | 80336   | 510  |
| 67672 | 374  | 69602    | 376  | 73971 | 54   | 80463   | 511  |
| 67700 | 373  | 69603    | 376  | 73971 | 341  | 80501   | 510  |
| 67704 | 373  | 69604    | 376  | 73972 | 54   | 80502   | 510  |
| 67705 | 373  | 69605    | 376  | 73972 | 341  | 80503   | 510  |
| 67709 | 373  | 69606    | 376  | 73973 | 54   | 80504   | 510  |
| 67713 | 373  | 69607    | 376  | 73973 | 341  | 80505   | 510  |
| 67760 | 374  | 69608    | 376  | 73974 | 54   | 80506   | 510  |
| 67761 | 374  | 72404    | 551  | 73974 | 341  | 80511   | 510  |
| 67762 | 374  | 72406    | 551  | 73975 | 54   | 80512   | 510  |
| 67763 | 374  | 72408    | 551  | 73975 | 341  | 80513   | 510  |
| 67764 | 374  | 73043    | 412  | 73976 | 54   | 80514   | 510  |
| 67765 | 374  | 73044    | 412  | 73976 | 341  | 80515   | 510  |
| 67766 | 374  | 73045    | 412  | 73977 | 54   | 80516   | 510  |
| 67767 | 374  | 73046    | 412  | 73977 | 341  | 80601   | 511  |
| 67768 | 374  | 73200N5  | 482  | 73979 | 54   | 80602   | 511  |
| 67769 | 374  | 73201B   | 483  | 73979 | 341  | 80603   | 511  |
| 67770 | 374  | 73203B   | 483  | 73980 | 54   | 80604   | 511  |
| 67771 | 374  | 73203B1  | 483  | 73980 | 341  | 80605   | 511  |
| 67772 | 374  | 73203B5  | 483  | 73981 | 54   | 80606   | 511  |
| 67773 | 374  | 73203G   | 483  | 73982 | 54   | 80611   | 511  |
| 67774 | 374  | 73203N1  | 482  | 73982 | 341  | 80612   | 511  |
| 67775 | 374  | 73203N5  | 482  | 74252 | 551  | 80613   | 511  |
| 67776 | 374  | 73203R   | 483  | 74254 | 551  | 80614   | 511  |
| 67777 | 374  | 73203R5  | 483  | 74258 | 551  | 80615   | 511  |
| 67778 | 374  | 73203U   | 483  | 78252 | 551  | 80616   | 511  |
| 69101 | 375  | 73203U5  | 483  | 78254 | 551  | 86001   | 492  |
| 69102 | 375  | 73203W   | 483  | 78256 | 551  | 86002   | 492  |
| 69103 | 375  | 73203Y   | 483  | 78258 | 551  | 86005   | 492  |
| 69104 | 375  | 73204B   | 483  | 80001 | 510  | 86006   | 492  |
| 69105 | 375  | 73204N5  | 482  | 80002 | 510  | 86012   | 492  |
| 69106 | 375  | 73204U   | 483  | 80003 | 510  | 86013   | 492  |
| 69107 | 375  | 73205B   | 483  | 80004 | 510  | 86017   | 492  |
| 69108 | 375  | 73206B   | 483  | 80005 | 510  | 86018   | 492  |
| 69161 | 375  | 73206B5  | 483  | 80006 | 510  | 86020   | 492  |
| 69162 | 375  | 73206N1  | 482  | 80007 | 510  | 86022   | 492  |
| 69163 | 375  | 73206N5  | 482  | 80031 | 510  | 86030   | 491  |
| 69164 | 375  | 73206R   | 483  | 80032 | 510  | 86030RG | 492  |
| 69165 | 375  | 73206R5  | 483  | 80033 | 510  | 86030SS | 491  |
| 69166 | 375  | 73206U   | 483  | 80034 | 510  | 86031   | 491  |
| 69167 | 375  | 73206U5  | 483  | 80035 | 510  | 86031SS | 491  |
| 69168 | 375  | 73207B   | 483  | 80036 | 510  | 86032   | 491  |
| 69181 | 375  | 73207B5  | 483  | 80061 | 511  | 86035   | 491  |
| 69182 | 375  | 73207N5  | 482  | 80062 | 511  | 86035RG | 492  |
| 69183 | 375  | 73207R   | 483  | 80063 | 511  | 86035SS | 491  |
| 69184 | 375  | 73207U   | 483  | 80064 | 511  | 86036   | 491  |
| 69185 | 375  | 73207Y   | 483  | 80065 | 511  | 86036RG | 492  |
| 69186 | 375  | 73230B   | 484  | 80066 | 511  | 86036SS | 491  |
| 69187 | 375  | 73231B   | 484  | 80067 | 511  | 86037   | 491  |
| 69188 | 375  | 73232B   | 484  | 80068 | 511  | 86040   | 491  |
| 69252 | 375  | 73232N5* | 484  | 80069 | 511  | 86040SS | 491  |
| 69253 | 375  | 73233B   | 484  | 80080 | 511  | 86041   | 491  |
| 69254 | 375  | 73238B   | 484  | 80081 | 511  | 86041SS | 491  |
| 69255 | 375  | 73341B   | 481  | 80100 | 511  | 86042   | 491  |
| 69256 | 375  | 73343B   | 481  | 80101 | 511  | 86045   | 491  |
| 69257 | 375  | 73343U   | 481  | 80102 | 511  | 86045SS | 491  |
| 69258 | 375  | 73345B   | 481  | 80103 | 511  | 86046   | 491  |
| 69411 | 375  | 73345U   | 481  | 80104 | 511  | 86046SS | 491  |
| 69412 | 375  | 73346B   | 481  | 80105 | 511  | 86047   | 491  |
| 69413 | 375  | 73951    | 54   | 80201 | 511  | 87002   | 502  |
| 69414 | 375  | 73951    | 340  | 80202 | 511  | 87003   | 502  |
| 69415 | 375  | 73952    | 54   | 80203 | 511  | 87004   | 502  |

NUMERICAL INDEX

| Part#  | Page | Part#   | Page | Part#  | Page | Part#  | Page |
|--------|------|---------|------|--------|------|--------|------|
| 87020  | 502  | 95304   | 478  | 99812  | 494  | 140466 | 522  |
| 87023  | 502  | 95305   | 478  | 99813  | 494  | 140468 | 522  |
| 88024  | 477  | 95306   | 478  | 99816  | 495  | 140484 | 522  |
| 88028  | 477  | 95307   | 478  | 99817  | 495  | 140486 | 522  |
| 88032  | 477  | 95308   | 478  | 99825  | 494  | 140488 | 522  |
| 88038  | 477  | 95309   | 478  | 99826  | 494  | 140522 | 522  |
| 88050  | 477  | 95310   | 478  | 99828  | 495  | 140542 | 522  |
| 88056  | 477  | 95311   | 478  | 99830  | 495  | 140544 | 522  |
| 88065  | 477  | 95312   | 478  | 99841  | 494  | 140546 | 522  |
| 88075  | 477  | 95313   | 478  | 99843  | 494  | 140564 | 522  |
| 88085  | 477  | 95314   | 478  | 100025 | 285  | 140566 | 522  |
| 88095  | 477  | 95315   | 478  | 100035 | 285  | 140568 | 522  |
| 90005  | 377  | 95316   | 478  | 100045 | 285  | 140568 | 522  |
| 90008  | 377  | 95317   | 478  | 100065 | 285  | 140568 | 522  |
| 90010  | 377  | 95318   | 478  | 100085 | 285  | 140584 | 522  |
| 90011  | 377  | 95319   | 478  | 107024 | 302  | 140584 | 522  |
| 90102  | 378  | 95320   | 478  | 107025 | 302  | 140586 | 522  |
| 90103* | 378  | 95321   | 478  | 107026 | 302  | 140588 | 522  |
| 90104* | 378  | 95322   | 478  | 107027 | 302  | 150122 | 522  |
| 90105* | 378  | 95323   | 478  | 107029 | 302  | 150124 | 522  |
| 90106* | 378  | 95324   | 478  | 107031 | 302  | 150142 | 522  |
| 90107* | 378  | 95325   | 478  | 107032 | 302  | 150144 | 522  |
| 90110* | 378  | 95326   | 478  | 107032 | 302  | 150146 | 522  |
| 90111* | 378  | 95327   | 478  | 107042 | 303  | 150148 | 522  |
| 90114  | 378  | 95328   | 478  | 107044 | 303  | 150164 | 522  |
| 90115  | 378  | 95329   | 478  | 107045 | 303  | 150166 | 522  |
| 90116  | 378  | 95330   | 478  | 107047 | 303  | 150184 | 522  |
| 90117  | 378  | 95331   | 478  | 107049 | 303  | 150186 | 522  |
| 90119  | 378  | 95402   | 478  | 107060 | 302  | 150188 | 522  |
| 90120  | 378  | 95404   | 478  | 107061 | 302  | 150222 | 522  |
| 90121  | 378  | 95406   | 478  | 107062 | 302  | 150224 | 522  |
| 90122  | 378  | 95408   | 478  | 107063 | 302  | 150242 | 522  |
| 90123  | 378  | 95410   | 478  | 107064 | 302  | 150244 | 522  |
| 90124  | 378  | 95414   | 478  | 107065 | 302  | 150246 | 522  |
| 90128  | 378  | 95418   | 478  | 107066 | 302  | 150248 | 522  |
| 90130  | 378  | 95422   | 478  | 107067 | 302  | 150266 | 522  |
| 90131  | 378  | 95424   | 478  | 107069 | 302  | 150268 | 522  |
| 90132  | 378  | 95427   | 478  | 107071 | 302  | 150284 | 522  |
| 90140  | 378  | 95432   | 478  | 107072 | 302  | 150286 | 522  |
| 90141  | 378  | 95433   | 478  | 107073 | 302  | 150288 | 522  |
| 90150  | 378  | 95504   | 478  | 108025 | 305  | 150288 | 522  |
| 90212  | 377  | 95506   | 478  | 108026 | 305  | 150322 | 523  |
| 90215  | 377  | 95508   | 478  | 108027 | 305  | 150324 | 523  |
| 91008  | 377  | 95510   | 478  | 108028 | 305  | 150344 | 523  |
| 91011  | 377  | 95512   | 478  | 108029 | 305  | 150346 | 523  |
| 92010  | 477  | 95514   | 478  | 108031 | 304  | 150364 | 523  |
| 92011  | 477  | 95516   | 478  | 108032 | 304  | 150366 | 523  |
| 92012  | 477  | 95518   | 478  | 108033 | 304  | 150368 | 523  |
| 92013  | 477  | 95522   | 478  | 108034 | 304  | 150384 | 523  |
| 92014  | 477  | 95523   | 478  | 108035 | 304  | 150386 | 523  |
| 92015  | 477  | 95524   | 478  | 108036 | 304  | 150388 | 523  |
| 92016  | 477  | 95610   | 160  | 108037 | 304  | 150422 | 523  |
| 92017  | 477  | 95611   | 160  | 108038 | 304  | 150444 | 523  |
| 92107  | 378  | 95612   | 160  | 108039 | 304  | 150466 | 523  |
| 92116  | 378  | 95613   | 160  | 108040 | 304  | 150488 | 523  |
| 92121  | 378  | 96203LW | 292  | 108041 | 304  | 160122 | 523  |
| 92128  | 378  | 96203UL | 292  | 108074 | 305  | 160144 | 523  |
| 93008  | 477  | 96204LW | 292  | 108075 | 304  | 160166 | 523  |
| 93009  | 477  | 96204UL | 292  | 108076 | 304  | 160188 | 523  |
| 93011  | 477  | 96206LW | 292  | 108077 | 304  | 160244 | 523  |
| 93013  | 477  | 96206UL | 292  | 108088 | 304  | 160266 | 523  |
| 93017  | 477  | 96208LW | 292  | 108089 | 304  | 160288 | 523  |
| 93113  | 377  | 96208UL | 292  | 108090 | 304  | 160344 | 523  |
| 93121  | 377  | 98801   | 495  | 108091 | 304  | 160366 | 523  |
| 93123  | 377  | 98802   | 495  | 108092 | 304  | 160388 | 523  |
| 93124  | 377  | 98810   | 494  | 108094 | 304  | 170088 | 560  |
| 93127  | 377  | 98811   | 494  | 108095 | 304  | 170388 | 560  |
| 93128  | 377  | 98812   | 494  | 108096 | 304  | 170488 | 560  |
| 93130  | 377  | 98814   | 495  | 108097 | 304  | 180088 | 560  |
| 93131  | 377  | 98815   | 495  | 108098 | 304  | 190112 | 561  |
| 93139  | 377  | 98823   | 494  | 108099 | 304  | 190116 | 561  |
| 93212* | 377  | 98824   | 494  | 108100 | 304  | 190120 | 561  |
| 95082  | 550  | 98825   | 494  | 108101 | 304  | 190124 | 561  |
| 95084  | 550  | 98828   | 495  | 140422 | 522  | 190132 | 561  |
| 95086  | 550  | 98830   | 495  | 140442 | 522  | 190212 | 561  |
| 95088  | 550  | 98840   | 494  | 140444 | 522  | 190216 | 561  |
| 95300  | 478  | 98841   | 494  | 140446 | 522  | 190220 | 561  |
| 95301  | 478  | 98842   | 495  | 140446 | 522  | 190224 | 561  |
| 95302  | 478  | 98803   | 495  | 140448 | 522  | 190232 | 561  |
| 95303  | 478  | 98804   | 495  | 140448 | 522  | 195456 | 225  |
|        |      |         |      | 140464 | 522  | 195457 | 225  |
|        |      |         |      |        |      | 195458 | 225  |



## NUMERICAL INDEX

| Part#  | Page | Part#  | Page | Part#  | Page | Part#    | Page |
|--------|------|--------|------|--------|------|----------|------|
| 195459 | 225  | 240810 | 526  | 270544 | 530  | 320076   | 507  |
| 195460 | 225  | 240812 | 526  | 270566 | 530  | 320076   | 507  |
| 195461 | 225  | 240814 | 526  | 270568 | 530  | 320076   | 508  |
| 195462 | 225  | 240816 | 526  | 270588 | 530  | 320076   | 508  |
| 195470 | 225  | 240820 | 526  | 270644 | 530  | 320076   | 508  |
| 195471 | 225  | 240824 | 526  | 270666 | 530  | 320077   | 507  |
| 195472 | 225  | 240832 | 526  | 270688 | 530  | 320078   | 505  |
| 195473 | 225  | 250022 | 526  | 300000 | 500  | 320078   | 507  |
| 195474 | 225  | 250044 | 526  | 300001 | 500  | 320078   | 508  |
| 195475 | 225  | 250055 | 526  | 300002 | 500  | 320080   | 505  |
| 195476 | 225  | 250064 | 526  | 300003 | 500  | 320080   | 507  |
| 195481 | 225  | 250066 | 526  | 300004 | 500  | 320095   | 505  |
| 195502 | 225  | 250086 | 526  | 300005 | 463  | 320095   | 507  |
| 195510 | 225  | 250088 | 526  | 300006 | 500  | 320095   | 507  |
| 195511 | 225  | 250122 | 527  | 300008 | 500  | 320095   | 507  |
| 195512 | 225  | 250132 | 527  | 300010 | 463  | 320095   | 507  |
| 195520 | 225  | 250142 | 527  | 300012 | 463  | 320095   | 508  |
| 195521 | 225  | 250144 | 527  | 300014 | 500  | 320095   | 508  |
| 196112 | 561  | 250146 | 527  | 300015 | 500  | 320095   | 508  |
| 196116 | 561  | 250148 | 527  | 300016 | 463  | 320120   | 502  |
| 196120 | 561  | 250162 | 527  | 300017 | 500  | 320121   | 502  |
| 196124 | 561  | 250164 | 527  | 300018 | 500  | 320122   | 502  |
| 196132 | 561  | 250166 | 527  | 300019 | 500  | 320410   | 507  |
| 196212 | 561  | 250168 | 527  | 300020 | 500  | 320414   | 507  |
| 196216 | 561  | 250184 | 527  | 300021 | 500  | 325004   | 464  |
| 196220 | 561  | 250186 | 527  | 300022 | 500  | 325005   | 464  |
| 196224 | 561  | 250188 | 527  | 300023 | 500  | 325006   | 464  |
| 196232 | 561  | 250242 | 527  | 300024 | 500  | 325008   | 464  |
| 206112 | 562  | 250244 | 527  | 300026 | 500  | 325010   | 464  |
| 206116 | 562  | 250246 | 527  | 300028 | 500  | 325012   | 464  |
| 206120 | 562  | 250262 | 527  | 300032 | 500  | 325016   | 464  |
| 206124 | 562  | 250264 | 527  | 300033 | 500  | 325020   | 464  |
| 206132 | 562  | 250266 | 527  | 300034 | 500  | 350004   | 465  |
| 206212 | 562  | 250268 | 527  | 300035 | 500  | 350004SS | 466  |
| 206216 | 562  | 250284 | 527  | 307030 | 505  | 350005   | 465  |
| 206220 | 562  | 250286 | 527  | 307030 | 507  | 350005SS | 466  |
| 206224 | 562  | 250288 | 527  | 307030 | 508  | 350006   | 465  |
| 206232 | 562  | 250322 | 528  | 307031 | 505  | 350006SS | 466  |
| 226188 | 562  | 250342 | 528  | 308070 | 476  | 350008   | 465  |
| 240322 | 524  | 250344 | 528  | 320000 | 506  | 350008SS | 466  |
| 240332 | 524  | 250346 | 528  | 320005 | 506  | 350010   | 465  |
| 240333 | 524  | 250352 | 528  | 320005 | 508  | 350010SS | 466  |
| 240344 | 524  | 250362 | 528  | 320005 | 508  | 350012   | 465  |
| 240355 | 524  | 250364 | 528  | 320010 | 506  | 350012SS | 466  |
| 240364 | 524  | 250366 | 528  | 320011 | 506  | 350016   | 465  |
| 240366 | 524  | 250368 | 528  | 320021 | 505  | 350016SS | 466  |
| 240384 | 524  | 250384 | 528  | 320021 | 508  | 350020   | 465  |
| 240386 | 524  | 250386 | 528  | 320021 | 508  | 350020SS | 466  |
| 240388 | 524  | 250388 | 528  | 320022 | 505  | 389522   | 159  |
| 240422 | 525  | 260132 | 528  | 320023 | 505  | 400010   | 545  |
| 240442 | 525  | 260142 | 528  | 320035 | 504  | 400012   | 545  |
| 240444 | 525  | 260144 | 528  | 320036 | 504  | 400014   | 545  |
| 240446 | 525  | 260166 | 528  | 320050 | 504  | 400016   | 545  |
| 240448 | 525  | 260186 | 528  | 320050 | 507  | 400020   | 545  |
| 240454 | 525  | 260188 | 528  | 320050 | 507  | 400022   | 545  |
| 240462 | 525  | 260244 | 528  | 320050 | 507  | 400024   | 545  |
| 240464 | 525  | 260266 | 528  | 320050 | 507  | 400032   | 545  |
| 240466 | 525  | 260288 | 528  | 320050 | 508  | 400044   | 545  |
| 240468 | 525  | 260322 | 528  | 320050 | 508  | 400066   | 545  |
| 240484 | 525  | 260333 | 528  | 320050 | 508  | 400088   | 545  |
| 240486 | 525  | 260344 | 528  | 320053 | 504  | 400110   | 545  |
| 240488 | 525  | 260366 | 528  | 320054 | 504  | 400112   | 545  |
| 240522 | 525  | 260388 | 528  | 320061 | 37   | 400116   | 545  |
| 240532 | 525  | 270010 | 529  | 320065 | 495  | 400120   | 545  |
| 240542 | 525  | 270012 | 529  | 320070 | 504  | 400122   | 545  |
| 240544 | 525  | 270014 | 529  | 320070 | 507  | 400124   | 545  |
| 240546 | 525  | 270016 | 529  | 320070 | 507  | 400132   | 545  |
| 240562 | 525  | 270110 | 529  | 320070 | 507  | 400133   | 545  |
| 240564 | 525  | 270112 | 529  | 320070 | 508  | 400144   | 545  |
| 240566 | 525  | 270116 | 529  | 320070 | 508  | 400155   | 545  |
| 240568 | 525  | 270120 | 529  | 320075 | 507  | 400166   | 545  |
| 240584 | 525  | 270210 | 529  | 320075 | 507  | 400188   | 545  |
| 240586 | 525  | 270212 | 529  | 320075 | 507  | 444000   | 414  |
| 240588 | 525  | 270216 | 529  | 320075 | 507  | 444001   | 414  |
| 240664 | 526  | 270310 | 530  | 320075 | 508  | 444002   | 414  |
| 240665 | 526  | 270312 | 530  | 320075 | 508  | 444005   | 414  |
| 240666 | 526  | 270316 | 530  | 320075 | 508  | 444006   | 414  |
| 240668 | 526  | 270410 | 530  | 320076 | 505  | 444007   | 414  |
| 240684 | 526  | 270412 | 530  | 320076 | 507  | 444008   | 414  |
| 240686 | 526  | 270416 | 530  | 320076 | 507  | 444020   | 414  |

NUMERICAL INDEX

| Part#    | Page | Part#    | Page | Part#    | Page | Part#    | Page |
|----------|------|----------|------|----------|------|----------|------|
| 444021   | 414  | 540806SC | 143  | 560520   | 536  | 620028   | 465  |
| 444023   | 414  | 540808   | 138  | 560522   | 536  | 620028SS | 466  |
| 444026   | 414  | 540808S  | 138  | 560544   | 536  | 620032   | 465  |
| 444040   | 414  | 540808SC | 143  | 560566   | 536  | 620032SS | 466  |
| 444042   | 414  | 541006   | 138  | 590400   | 135  | 620036   | 465  |
| 444045   | 414  | 541006SC | 143  | 590600   | 135  | 620036SS | 466  |
| 444048   | 414  | 541008   | 138  | 590800   | 135  | 620040   | 465  |
| 444049   | 414  | 541008S  | 138  | 595320   | 135  | 620040SS | 466  |
| 444111   | 414  | 541008SC | 143  | 600006   | 463  | 620044   | 465  |
| 444112   | 414  | 541208   | 138  | 600008   | 463  | 620044SS | 466  |
| 444113   | 414  | 541208SC | 143  | 600010   | 463  | 620048   | 465  |
| 444318   | 414  | 541212   | 138  | 600012   | 463  | 620048SS | 466  |
| 500012   | 467  | 545302C  | 143  | 600016   | 463  | 620052   | 465  |
| 500016   | 531  | 550016   | 533  | 600020   | 463  | 620052SS | 466  |
| 500024   | 531  | 550024   | 533  | 600024   | 463  | 620056   | 465  |
| 500032   | 531  | 550032   | 533  | 600028   | 463  | 620056SS | 466  |
| 500042   | 531  | 550042   | 533  | 600032   | 463  | 620060   | 465  |
| 500064   | 531  | 550064   | 533  | 600036   | 463  | 620060SS | 466  |
| 500066   | 531  | 550084   | 533  | 600040   | 463  | 620064   | 465  |
| 500084   | 531  | 550086   | 533  | 600044   | 463  | 620064SS | 466  |
| 500086   | 531  | 550088   | 533  | 600048   | 463  | 620072   | 465  |
| 500088   | 467  | 550122   | 534  | 600052   | 463  | 620072SS | 466  |
| 500104   | 467  | 550144   | 534  | 600056   | 463  | 620080   | 465  |
| 500128   | 467  | 550166   | 534  | 600060   | 463  | 620088   | 465  |
| 500152   | 467  | 550242   | 534  | 600064   | 463  | 620096   | 465  |
| 500188   | 467  | 550246   | 534  | 600072   | 463  | 620104   | 465  |
| 500216   | 467  | 550248   | 534  | 600080   | 463  | 620116   | 465  |
| 500248   | 467  | 550264   | 534  | 600088   | 463  | 620128   | 465  |
| 500280   | 467  | 550268   | 534  | 600096   | 463  | 620152   | 465  |
| 540402   | 138  | 550284   | 534  | 600104   | 463  | 620164   | 465  |
| 540402S  | 138  | 550286   | 534  | 611006   | 464  | 620176   | 465  |
| 540402SC | 143  | 550288   | 534  | 611008   | 464  | 620188   | 465  |
| 540404   | 138  | 550312   | 534  | 611010   | 464  | 620200   | 465  |
| 540404S  | 138  | 550316   | 534  | 611012   | 464  | 620212   | 465  |
| 540404SC | 143  | 550320   | 534  | 611016   | 464  | 620224   | 465  |
| 540406C  | 143  | 550324   | 534  | 611020   | 464  | 620248   | 465  |
| 540420   | 531  | 550332   | 534  | 611024   | 464  | 620270   | 465  |
| 540422   | 531  | 550412   | 535  | 611028   | 464  | 620300C  | 141  |
| 540442   | 531  | 550416   | 535  | 611032   | 464  | 620312   | 465  |
| 540444   | 531  | 550420   | 535  | 611036   | 464  | 620332   | 465  |
| 540462   | 531  | 550424   | 535  | 611040   | 464  | 620390   | 465  |
| 540464   | 531  | 550442   | 535  | 611044   | 464  | 620400   | 135  |
| 540466   | 531  | 550464   | 535  | 611048   | 464  | 620400C  | 141  |
| 540484   | 531  | 550484   | 535  | 611052   | 464  | 620409C  | 144  |
| 540486   | 531  | 550486   | 535  | 611056   | 464  | 620532   | 135  |
| 540488   | 531  | 550512   | 535  | 611060   | 464  | 620532C  | 141  |
| 540522   | 531  | 550516   | 535  | 611064   | 464  | 620553C  | 144  |
| 540524   | 531  | 550520   | 535  | 611072   | 464  | 620555C  | 144  |
| 540542   | 531  | 560012   | 535  | 611080   | 464  | 620557C  | 144  |
| 540544   | 531  | 560016   | 535  | 611088   | 464  | 620559C  | 144  |
| 540546   | 531  | 560020   | 535  | 611096   | 464  | 620600   | 135  |
| 540548   | 531  | 560022   | 535  | 611104   | 464  | 620600C  | 141  |
| 540564   | 531  | 560044   | 535  | 611116   | 464  | 620604C  | 144  |
| 540566   | 531  | 560066   | 535  | 611128   | 464  | 620606C  | 144  |
| 540568   | 531  | 560088   | 535  | 611152   | 464  | 620800   | 135  |
| 540588   | 531  | 560112   | 535  | 611164   | 464  | 620800C  | 141  |
| 540602   | 138  | 560116   | 535  | 611176   | 464  | 620806C  | 144  |
| 540602S  | 138  | 560122   | 535  | 611188   | 464  | 620808C  | 144  |
| 540602SC | 143  | 560144   | 535  | 611200   | 464  | 621000   | 135  |
| 540604   | 138  | 560166   | 535  | 611212   | 464  | 621000C  | 141  |
| 540604S  | 138  | 560212   | 535  | 611224   | 464  | 621200   | 135  |
| 540604SC | 143  | 560216   | 535  | 611248   | 464  | 621200C  | 141  |
| 540606   | 138  | 560222   | 535  | 611270   | 464  | 640022   | 537  |
| 540606S  | 138  | 560244   | 535  | 611312   | 464  | 640033   | 537  |
| 540606SC | 143  | 560266   | 535  | 611332   | 464  | 640042   | 537  |
| 540608   | 138  | 560288   | 535  | 611390   | 464  | 640044   | 537  |
| 540608S  | 138  | 560312   | 536  | 620006   | 465  | 640046   | 537  |
| 540608SC | 143  | 560316   | 536  | 620006SS | 466  | 640048   | 537  |
| 540642   | 532  | 560322   | 536  | 620008   | 465  | 640054   | 537  |
| 540662   | 532  | 560344   | 536  | 620008SS | 466  | 640055   | 537  |
| 540664   | 532  | 560366   | 536  | 620010   | 465  | 640056   | 537  |
| 540682   | 532  | 560388   | 536  | 620010SS | 466  | 640064   | 537  |
| 540684   | 532  | 560412   | 536  | 620012   | 465  | 640065   | 537  |
| 540686   | 532  | 560416   | 536  | 620012SS | 466  | 640066   | 537  |
| 540802C  | 143  | 560422   | 536  | 620016   | 465  | 640068   | 537  |
| 540804   | 138  | 560444   | 536  | 620016SS | 466  | 640084   | 537  |
| 540804S  | 138  | 560466   | 536  | 620020   | 465  | 640086   | 537  |
| 540804SC | 143  | 560488   | 536  | 620020SS | 466  | 640088   | 537  |
| 540806   | 138  | 560512   | 536  | 620024   | 465  | 640142   | 537  |
| 540806S  | 138  | 560516   | 536  | 620024SS | 466  |          |      |

## NUMERICAL INDEX

| Part#   | Page | Part#    | Page | Part#     | Page | Part#       | Page |
|---------|------|----------|------|-----------|------|-------------|------|
| 640144  | 537  | 660012   | 542  | 690604    | 136  | 700065-10   | 201  |
| 640164  | 537  | 660016   | 542  | 690604S   | 136  | 700065-12   | 201  |
| 640166  | 537  | 660020   | 542  | 690604SC  | 142  | 700065-14   | 201  |
| 640168  | 537  | 660044   | 542  | 690606    | 136  | 700066      | 550  |
| 640184  | 537  | 660066   | 542  | 690606S   | 136  | 700066-0202 | 202  |
| 640186  | 537  | 660088   | 542  | 690606SC  | 142  | 700066-0302 | 202  |
| 640188  | 537  | 660210   | 542  | 690608    | 136  | 700066-0304 | 202  |
| 640400  | 135  | 660212   | 542  | 690608S   | 136  | 700066-0402 | 202  |
| 640400C | 141  | 660216   | 542  | 690608SC  | 142  | 700066-0404 | 202  |
| 640406C | 141  | 660224   | 542  | 690804    | 136  | 700066-0406 | 202  |
| 640442  | 538  | 660402   | 135  | 690804S   | 136  | 700066-0408 | 202  |
| 640444  | 538  | 660402C  | 141  | 690804SC  | 142  | 700066-0502 | 202  |
| 640464  | 538  | 660404   | 135  | 690806    | 136  | 700066-0504 | 202  |
| 640466  | 538  | 660404C  | 141  | 690806S   | 136  | 700066-0506 | 202  |
| 640468  | 538  | 660406C  | 141  | 690806SC  | 142  | 700066-0602 | 202  |
| 640486  | 538  | 660602   | 135  | 690808    | 136  | 700066-0604 | 202  |
| 640488  | 538  | 660602C  | 141  | 690808S   | 136  | 700066-0606 | 202  |
| 640600  | 135  | 660604   | 135  | 690808SC  | 142  | 700066-0608 | 202  |
| 640600C | 141  | 660604C  | 141  | 691006    | 136  | 700066-0612 | 202  |
| 640604C | 141  | 660606   | 135  | 691006S   | 136  | 700066-0804 | 202  |
| 640800  | 135  | 660606C  | 141  | 691006SC  | 142  | 700066-0806 | 202  |
| 640800C | 141  | 660608C  | 141  | 691008    | 136  | 700066-0808 | 202  |
| 640806C | 141  | 660802C  | 141  | 691008S   | 136  | 700066-0812 | 202  |
| 641000  | 135  | 660804   | 135  | 691008SC  | 142  | 700066-1006 | 202  |
| 641000C | 141  | 660804C  | 141  | 691208    | 136  | 700066-1008 | 202  |
| 641200  | 135  | 660806   | 135  | 691208S   | 136  | 700066-1012 | 202  |
| 645320C | 141  | 660806C  | 141  | 691208SC  | 142  | 700066-1208 | 202  |
| 650010  | 540  | 660808   | 135  | 691212    | 136  | 700066-1212 | 202  |
| 650012  | 540  | 660808C  | 141  | 691212S   | 136  | 700066-1408 | 202  |
| 650016  | 540  | 665302C  | 141  | 695302    | 136  | 700066-1412 | 202  |
| 650020  | 540  | 665304C  | 141  | 695322    | 136  | 700068      | 550  |
| 650024  | 540  | 680302   | 136  | 695322S   | 136  | 700068-0202 | 203  |
| 650032  | 540  | 680402   | 136  | 695322SC  | 142  | 700068-0302 | 203  |
| 650068  | 540  | 680402C  | 142  | 700042    | 550  | 700068-0304 | 203  |
| 650086  | 540  | 680404   | 136  | 700044    | 550  | 700068-0402 | 203  |
| 650142  | 540  | 680404C  | 142  | 700060-02 | 198  | 700068-0404 | 203  |
| 650144  | 540  | 680406   | 136  | 700060-03 | 198  | 700068-0406 | 203  |
| 650164  | 540  | 680406C  | 142  | 700060-04 | 198  | 700068-0408 | 203  |
| 650166  | 540  | 680408C  | 142  | 700060-05 | 198  | 700068-0502 | 203  |
| 650168  | 540  | 680421   | 136  | 700060-06 | 198  | 700068-0504 | 203  |
| 650186  | 540  | 680602   | 136  | 700060-07 | 198  | 700068-0506 | 203  |
| 650188  | 540  | 680602C  | 142  | 700060-08 | 198  | 700068-0508 | 203  |
| 650210  | 540  | 680604   | 136  | 700060-10 | 198  | 700068-0602 | 203  |
| 650212  | 540  | 680604C  | 142  | 700060-12 | 198  | 700068-0604 | 203  |
| 650216  | 540  | 680606   | 136  | 700060-14 | 198  | 700068-0606 | 203  |
| 650344  | 540  | 680606C  | 142  | 700061-02 | 199  | 700068-0608 | 203  |
| 650364  | 540  | 680608   | 136  | 700061-03 | 199  | 700068-0612 | 203  |
| 650366  | 540  | 680608C  | 142  | 700061-04 | 199  | 700068-0704 | 203  |
| 650386  | 540  | 680804   | 136  | 700061-05 | 199  | 700068-0706 | 203  |
| 650388  | 540  | 680804C  | 142  | 700061-06 | 199  | 700068-0804 | 203  |
| 650400  | 135  | 680806   | 136  | 700061-07 | 199  | 700068-0806 | 203  |
| 650400C | 141  | 680806C  | 142  | 700061-08 | 199  | 700068-0808 | 203  |
| 650444  | 540  | 680808   | 136  | 700061-10 | 199  | 700068-0812 | 203  |
| 650464  | 540  | 680808C  | 142  | 700061-12 | 199  | 700068-1006 | 203  |
| 650466  | 540  | 681006   | 136  | 700061-14 | 199  | 700068-1008 | 203  |
| 650486  | 540  | 681006C  | 142  | 700062-02 | 200  | 700068-1012 | 203  |
| 650488  | 540  | 681008   | 136  | 700062-03 | 200  | 700068-1208 | 203  |
| 650524  | 541  | 681008C  | 142  | 700062-04 | 200  | 700068-1212 | 203  |
| 650542  | 541  | 681208   | 136  | 700062-05 | 200  | 700068-1408 | 203  |
| 650544  | 541  | 681208C  | 142  | 700062-06 | 200  | 700068-1412 | 203  |
| 650546  | 541  | 681212   | 136  | 700062-07 | 200  | 700068-1416 | 203  |
| 650556  | 541  | 685301C  | 142  | 700062-08 | 200  | 700069-0202 | 204  |
| 650564  | 541  | 685302C  | 142  | 700062-10 | 200  | 700069-0302 | 204  |
| 650566  | 541  | 685304C  | 142  | 700062-12 | 200  | 700069-0304 | 204  |
| 650586  | 541  | 685320   | 136  | 700062-14 | 200  | 700069-0402 | 204  |
| 650588  | 541  | 685321   | 136  | 700064    | 550  | 700069-0404 | 204  |
| 650600  | 135  | 685322   | 136  | 700064-02 | 200  | 700069-0406 | 204  |
| 650600C | 141  | 690302   | 136  | 700064-03 | 200  | 700069-0408 | 204  |
| 650642  | 541  | 690402   | 136  | 700064-04 | 200  | 700069-0502 | 204  |
| 650644  | 541  | 690402S  | 136  | 700064-05 | 200  | 700069-0504 | 204  |
| 650664  | 541  | 690402SC | 142  | 700064-06 | 200  | 700069-0506 | 204  |
| 650666  | 541  | 690404   | 136  | 700064-08 | 200  | 700069-0602 | 204  |
| 650668  | 541  | 690404S  | 136  | 700064-10 | 200  | 700069-0604 | 204  |
| 650686  | 541  | 690404SC | 142  | 700064-14 | 200  | 700069-0606 | 204  |
| 650688  | 541  | 690406   | 136  | 700065-02 | 201  | 700069-0608 | 204  |
| 650800  | 135  | 690406S  | 136  | 700065-03 | 201  | 700069-0612 | 204  |
| 650800C | 141  | 690406SC | 142  | 700065-04 | 201  | 700069-0704 | 204  |
| 655320  | 135  | 690602   | 136  | 700065-05 | 201  | 700069-0804 | 204  |
| 655320C | 141  | 690602S  | 136  | 700065-06 | 201  | 700069-0806 | 204  |
| 660010  | 542  | 690602SC | 142  | 700065-08 | 201  | 700069-0808 | 204  |

NUMERICAL INDEX

| Part#         | Page | Part#       | Page | Part#       | Page | Part#         | Page |
|---------------|------|-------------|------|-------------|------|---------------|------|
| 700069-0812   | 204  | 700088-0302 | 204  | 704018-10   | 193  | 704048-1212   | 196  |
| 700069-1006   | 204  | 700088-0402 | 204  | 704018-12   | 193  | 704048-1412   | 196  |
| 700069-1008   | 204  | 700088-0404 | 204  | 704020-0604 | 193  | 704049-0302   | 197  |
| 700069-1012   | 204  | 700088-0604 | 204  | 704020-0806 | 193  | 704049-0402   | 197  |
| 700069-1208   | 204  | 700088-0606 | 204  | 704020-1008 | 193  | 704049-0404   | 197  |
| 700069-1212   | 204  | 700088-0608 | 204  | 704039-04   | 194  | 704049-0406   | 197  |
| 700069-1412   | 204  | 700088-0806 | 204  | 704039-06   | 194  | 704049-0408   | 197  |
| 700070-0202   | 205  | 700088-0808 | 204  | 704039-08   | 194  | 704049-0502   | 197  |
| 700070-0302   | 205  | 700092-06   | 200  | 704039-10   | 194  | 704049-0504   | 197  |
| 700070-0402   | 205  | 700092-08   | 200  | 704040-04   | 194  | 704049-0602   | 197  |
| 700070-0404   | 205  | 700092-10   | 200  | 704040-05   | 194  | 704049-0604   | 197  |
| 700070-0406   | 205  | 700092-14   | 200  | 704040-06   | 194  | 704049-0606   | 197  |
| 700070-0408   | 205  | 700093-0404 | 206  | 704040-08   | 194  | 704049-0608   | 197  |
| 700070-0502   | 205  | 700094-0404 | 206  | 704040-10   | 194  | 704049-0612   | 197  |
| 700070-0504   | 205  | 700095-0402 | 205  | 704042-02   | 194  | 704049-0804   | 197  |
| 700070-0602   | 205  | 700095-0404 | 205  | 704042-03   | 194  | 704049-0806   | 197  |
| 700070-0604   | 205  | 700095-0604 | 205  | 704042-04   | 194  | 704049-0808   | 197  |
| 700070-0606   | 205  | 700095-0606 | 205  | 704042-05   | 194  | 704049-0812   | 197  |
| 700070-0608   | 205  | 700095-0806 | 205  | 704042-06   | 194  | 704049-1006   | 197  |
| 700070-0612   | 205  | 700095-0808 | 205  | 704042-08   | 194  | 704049-1008   | 197  |
| 700070-0806   | 205  | 700095-1008 | 205  | 704042-10   | 194  | 704049-1012   | 197  |
| 700070-0808   | 205  | 700097-0806 | 207  | 704042-12   | 194  | 704049-1208   | 197  |
| 700070-1006   | 205  | 700242      | 551  | 704044-02   | 194  | 704049-1212   | 197  |
| 700070-1008   | 205  | 700244      | 551  | 704044-03   | 194  | 704050-0402   | 197  |
| 700070-1012   | 205  | 700246      | 551  | 704044-04   | 194  | 704050-0404   | 197  |
| 700071-0302   | 205  | 700248      | 551  | 704044-05   | 194  | 704050-0604   | 197  |
| 700071-0402   | 205  | 700261-02   | 199  | 704044-06   | 194  | 704050-0606   | 197  |
| 700071-0404   | 205  | 700261-03   | 199  | 704044-08   | 194  | 704050-0608   | 197  |
| 700071-0502   | 205  | 700261-04   | 199  | 704044-10   | 194  | 704050-0612   | 197  |
| 700071-0504   | 205  | 700261-05   | 199  | 704045-0402 | 195  | 704050-0806   | 197  |
| 700071-0604   | 205  | 700261-06   | 199  | 704045-0404 | 195  | 704050-0808   | 197  |
| 700071-0606   | 205  | 700261-08   | 199  | 704045-0406 | 195  | 704050-0812   | 197  |
| 700071-0806   | 205  | 700261-10   | 199  | 704045-0604 | 195  | 704050-1008   | 197  |
| 700072-0202   | 206  | 700261-12   | 199  | 704045-0606 | 195  | 704050-1012   | 197  |
| 700072-0302   | 206  | 700261-14   | 199  | 704045-0608 | 195  | 704050-1212   | 197  |
| 700072-0402   | 206  | 700264      | 551  | 704045-0806 | 195  | 704055-04     | 196  |
| 700072-0404   | 206  | 700266      | 551  | 704045-0808 | 195  | 704055-06     | 196  |
| 700072-0502   | 206  | 700268      | 551  | 704045-1008 | 195  | 704055-08     | 196  |
| 700072-0504   | 206  | 700286      | 551  | 704046-0302 | 195  | 704055-10     | 196  |
| 700072-0602   | 206  | 700288      | 551  | 704046-0402 | 195  | 704055-04     | 196  |
| 700072-0604   | 206  | 700402      | 137  | 704046-0404 | 195  | 704055-06     | 196  |
| 700072-0606   | 206  | 700402SC    | 142  | 704046-0406 | 195  | 704055-08     | 196  |
| 700072-0806   | 206  | 700404      | 137  | 704046-0408 | 195  | 704056-0604   | 194  |
| 700072-0808   | 206  | 700404S     | 137  | 704046-0502 | 195  | 704056-0804   | 194  |
| 700072-1008   | 206  | 700404SC    | 142  | 704046-0504 | 195  | 704056-0806   | 194  |
| 700072-1212   | 206  | 700406SC    | 142  | 704046-0602 | 195  | 704056-1006   | 194  |
| 700073-060604 | 207  | 700561-02   | 199  | 704046-0604 | 195  | 704056-1008   | 194  |
| 700073-060606 | 207  | 700561-03   | 199  | 704046-0606 | 195  | 704057-0806   | 196  |
| 700075-040202 | 206  | 700561-04   | 199  | 704046-0608 | 195  | 704058-080808 | 196  |
| 700076-0404   | 206  | 700561-05   | 199  | 704046-0612 | 195  | 704059-060604 | 194  |
| 700078-0602   | 206  | 700561-06   | 199  | 704046-0804 | 195  | 704059-060608 | 194  |
| 700078-0604   | 206  | 700561-08   | 199  | 704046-0806 | 195  | 704059-080806 | 194  |
| 700078-0606   | 206  | 700561-10   | 199  | 704046-0808 | 195  | 704059-080810 | 194  |
| 700078-1002   | 206  | 700602C     | 142  | 704046-0812 | 195  | 704059-101008 | 194  |
| 700081-04     | 199  | 700604      | 137  | 704046-1006 | 195  | 704070-04     | 195  |
| 700081-05     | 199  | 700604SC    | 142  | 704046-1008 | 195  | 704070-05     | 195  |
| 700081-06     | 199  | 700606      | 137  | 704046-1012 | 195  | 704070-06     | 195  |
| 700081-08     | 199  | 700606SC    | 142  | 704046-1212 | 195  | 704070-08     | 195  |
| 700081-10     | 199  | 700608SC    | 142  | 704048-0202 | 196  | 704070-10     | 195  |
| 700082-0402   | 200  | 700804C     | 142  | 704048-0302 | 196  | 704075-0604   | 195  |
| 700082-0403   | 200  | 700806      | 137  | 704048-0402 | 196  | 704075-0806   | 195  |
| 700082-0504   | 200  | 700806SC    | 142  | 704048-0404 | 196  | 704222        | 552  |
| 700082-0604   | 200  | 700808      | 137  | 704048-0406 | 196  | 704242        | 552  |
| 700082-0605   | 200  | 700808SC    | 142  | 704048-0408 | 196  | 704244        | 552  |
| 700082-0806   | 200  | 702242      | 552  | 704048-0502 | 196  | 704266        | 552  |
| 700082-1006   | 200  | 702244      | 552  | 704048-0504 | 196  | 704288        | 552  |
| 700082-1008   | 200  | 702264      | 552  | 704048-0506 | 196  | 705302C       | 142  |
| 700084-040402 | 201  | 702266      | 552  | 704048-0602 | 196  | 705304C       | 142  |
| 700084-040406 | 201  | 702288      | 552  | 704048-0604 | 196  | 706100-02     | 180  |
| 700084-060604 | 201  | 704014-02   | 193  | 704048-0606 | 196  | 706100-04     | 180  |
| 700084-080804 | 201  | 704014-03   | 193  | 704048-0608 | 196  | 706100-06     | 180  |
| 700084-080806 | 201  | 704014-04   | 193  | 704048-0612 | 196  | 706100-08     | 180  |
| 700084-101006 | 201  | 704014-05   | 193  | 704048-0804 | 196  | 706100-12     | 180  |
| 700085-0604   | 201  | 704014-06   | 193  | 704048-0806 | 196  | 706101-02     | 181  |
| 700085-0806   | 201  | 704014-08   | 193  | 704048-0808 | 196  | 706101-04     | 181  |
| 700085-1006   | 201  | 704014-10   | 193  | 704048-0812 | 196  | 706101-06     | 181  |
| 700085-1008   | 201  | 704014-12   | 193  | 704048-1006 | 196  | 706101-08     | 181  |
| 700086        | 550  | 704018-04   | 193  | 704048-1008 | 196  | 706101-12     | 181  |
| 700086-0610   | 202  | 704018-06   | 193  | 704048-1012 | 196  | 706102-02     | 181  |
| 700088        | 550  | 704018-08   | 193  | 704048-1208 | 196  | 706102-04     | 181  |
|               |      |             |      |             |      | 706102-06     | 181  |
|               |      |             |      |             |      | 706102-08     | 181  |
|               |      |             |      |             |      | 706102-12     | 181  |

NUMERICAL INDEX

| Part#       | Page | Part#         | Page | Part#       | Page | Part#         | Page |
|-------------|------|---------------|------|-------------|------|---------------|------|
| 706103-02   | 181  | 706120-0604   | 185  | 706235-0402 | 187  | 707201-0808   | 187  |
| 706103-04   | 181  | 706120-0606   | 185  | 706235-0602 | 187  | 707401-1208   | 190  |
| 706103-06   | 181  | 706120-0804   | 185  | 706235-0604 | 187  | 707401-1212   | 190  |
| 706103-08   | 181  | 706120-0806   | 185  | 706235-0806 | 187  | 707402-12     | 190  |
| 706103-12   | 181  | 706120-0808   | 185  | 707001-0202 | 188  | 707403-12     | 190  |
| 706104-02   | 182  | 706120-1208   | 185  | 707001-0204 | 188  | 707404-12     | 192  |
| 706104-04   | 182  | 706120-1212   | 185  | 707001-0302 | 188  | 707406-12     | 192  |
| 706104-06   | 182  | 706121-02     | 183  | 707001-0304 | 188  | 707406-12     | 192  |
| 706104-08   | 182  | 706121-04     | 183  | 707001-0402 | 188  | 707407-12     | 192  |
| 706104-12   | 182  | 706121-06     | 183  | 707001-0404 | 188  | 707407-12     | 192  |
| 706107-02   | 180  | 706121-08     | 183  | 707001-0406 | 188  | 707411-1202   | 190  |
| 706107-04   | 180  | 706121-12     | 183  | 707001-0408 | 188  | 707420-1204   | 191  |
| 706108-02   | 182  | 706122-02     | 184  | 707001-0502 | 188  | 707420-1206   | 191  |
| 706108-04   | 182  | 706122-04     | 184  | 707001-0504 | 188  | 707420-1208   | 191  |
| 706108-06   | 182  | 706122-06     | 184  | 707001-0506 | 188  | 707461-12     | 191  |
| 706108-08   | 182  | 706122-08     | 184  | 707001-0602 | 188  | 707478-1206   | 191  |
| 706108-12   | 182  | 706122-12     | 184  | 707001-0604 | 188  | 707478-1208   | 191  |
| 706109-02   | 182  | 706122-16     | 184  | 707001-0606 | 188  | 707478-120808 | 191  |
| 706109-04   | 182  | 706123-0402   | 184  | 707001-0608 | 188  | 707478-121208 | 191  |
| 706109-06   | 182  | 706123-0602   | 184  | 707001-0804 | 188  | 707480-1204   | 191  |
| 706109-08   | 182  | 706123-0604   | 184  | 707001-0806 | 188  | 707480-1206   | 191  |
| 706109-12   | 182  | 706123-0804   | 184  | 707001-0808 | 188  | 707480-1208   | 191  |
| 706110-0402 | 183  | 706123-0806   | 184  | 707001-0812 | 188  | 707480-1212   | 191  |
| 706110-0602 | 183  | 706123-1208   | 184  | 707001-1006 | 188  | 707482-1208   | 190  |
| 706110-0604 | 183  | 706124-02     | 186  | 707001-1008 | 188  | 707482-1212   | 190  |
| 706110-0802 | 183  | 706124-04     | 186  | 707001-1012 | 188  | 707484-1208   | 191  |
| 706110-0804 | 183  | 706124-06     | 186  | 707001-1208 | 188  | 707484-121208 | 191  |
| 706110-0806 | 183  | 706124-08     | 186  | 707001-1212 | 188  | 707486-1212   | 191  |
| 706110-1202 | 183  | 706124-12     | 186  | 707001-1612 | 188  | 707486-121208 | 191  |
| 706110-1204 | 183  | 706125-02     | 183  | 707001-1616 | 188  | 709101-0402   | 208  |
| 706110-1206 | 183  | 706125-04     | 183  | 707002-0202 | 188  | 709101-0404   | 208  |
| 706110-1208 | 183  | 706125-06     | 183  | 707002-0204 | 188  | 709101-0604   | 208  |
| 706110-1604 | 183  | 706125-08     | 183  | 707002-0302 | 188  | 709103-0402   | 208  |
| 706110-1606 | 183  | 706127-02     | 186  | 707002-0304 | 188  | 709103-0404   | 208  |
| 706110-1608 | 183  | 706127-04     | 186  | 707002-0402 | 188  | 709103-0502   | 208  |
| 706110-1612 | 183  | 706127-06     | 186  | 707002-0404 | 188  | 709103-0602   | 208  |
| 706112-02   | 184  | 706127-08     | 186  | 707002-0406 | 188  | 709103-0604   | 208  |
| 706112-04   | 184  | 706127-12     | 186  | 707002-0502 | 188  | 709104-0404   | 208  |
| 706112-06   | 184  | 706130-02     | 186  | 707002-0504 | 188  | 709106-04     | 208  |
| 706112-08   | 184  | 706130-04     | 186  | 707002-0506 | 188  | 709106-05     | 208  |
| 706112-12   | 184  | 706131-02     | 187  | 707002-0604 | 188  | 709106-06     | 208  |
| 706113-0224 | 184  | 706131-04     | 187  | 707002-0606 | 188  | 709108-04     | 209  |
| 706113-0232 | 184  | 706131-06     | 187  | 707002-0608 | 188  | 709110-04     | 208  |
| 706113-0240 | 184  | 706131-08     | 187  | 707002-0804 | 188  | 709110-06     | 208  |
| 706113-0248 | 184  | 706140-0402   | 183  | 707002-0806 | 188  | 709134-02     | 208  |
| 706113-0424 | 184  | 706140-0604   | 183  | 707002-0808 | 188  | 709134-04     | 208  |
| 706113-0432 | 184  | 706140-0806   | 183  | 707002-1212 | 188  | 709135-02     | 208  |
| 706113-0440 | 184  | 706140-1208   | 183  | 707014-03   | 189  | 709135-04     | 208  |
| 706113-0448 | 184  | 706200-02     | 180  | 707014-04   | 189  | 709178-0406   | 209  |
| 706113-0624 | 184  | 706200-04     | 180  | 707014-05   | 189  | 709178-0410   | 209  |
| 706113-0632 | 184  | 706200-06     | 180  | 707014-06   | 189  | 709178-0606   | 209  |
| 706114-02   | 182  | 706200-08     | 180  | 707014-08   | 189  | 709190        | 209  |
| 706114-04   | 182  | 706200-12     | 180  | 707014-10   | 189  | 709195-04     | 209  |
| 706114-06   | 182  | 706201-02     | 181  | 707014-12   | 189  | 709195-05     | 209  |
| 706114-08   | 182  | 706201-04     | 181  | 707020-0402 | 189  | 709195-06     | 209  |
| 706114-12   | 182  | 706201-06     | 181  | 707020-0404 | 189  | 709199-04     | 209  |
| 706115-02   | 182  | 706201-08     | 181  | 707020-0602 | 189  | 710402        | 137  |
| 706115-04   | 182  | 706201-12     | 181  | 707020-0604 | 189  | 710402S       | 137  |
| 706115-06   | 182  | 706205-0604   | 180  | 707020-0606 | 189  | 710402SC      | 143  |
| 706115-08   | 182  | 706206-060604 | 181  | 707020-0608 | 189  | 710404        | 137  |
| 706115-12   | 182  | 706216-02     | 186  | 707020-0804 | 189  | 710404S       | 137  |
| 706116-02   | 185  | 706216-04     | 186  | 707020-0806 | 189  | 710404SC      | 143  |
| 706116-04   | 185  | 706216-06     | 186  | 707020-0808 | 189  | 710604        | 137  |
| 706116-06   | 185  | 706216-08     | 186  | 707024-04   | 189  | 710604S       | 137  |
| 706116-08   | 185  | 706216-12     | 186  | 707024-05   | 189  | 710604SC      | 143  |
| 706116-12   | 185  | 706227-02     | 186  | 707024-06   | 189  | 710606        | 137  |
| 706118-02   | 185  | 706227-04     | 186  | 707042-08   | 190  | 710606S       | 137  |
| 706118-04   | 185  | 706227-06     | 186  | 707042-10   | 190  | 710606SC      | 143  |
| 706118-06   | 185  | 706228-0402   | 186  | 707042-12   | 190  | 710608SC      | 143  |
| 706119-0402 | 185  | 706228-0406   | 186  | 707046-0812 | 190  | 710804C       | 143  |
| 706119-0602 | 185  | 706228-0608   | 186  | 707046-1012 | 190  | 710804S       | 137  |
| 706119-0604 | 185  | 706228-0806   | 186  | 707046-1212 | 190  | 710806        | 137  |
| 706119-0802 | 185  | 706230-02     | 187  | 707048-0812 | 190  | 710806S       | 137  |
| 706119-0804 | 185  | 706230-04     | 187  | 707048-1012 | 190  | 710806SC      | 143  |
| 706119-0806 | 185  | 706230-06     | 187  | 707048-1212 | 190  | 710808C       | 143  |
| 706119-1208 | 185  | 706230-08     | 187  | 707201-0402 | 187  | 710808S       | 137  |
| 706120-0202 | 185  | 706232-02     | 187  | 707201-0404 | 187  | 715301C       | 143  |
| 706120-0402 | 185  | 706232-04     | 187  | 707201-0604 | 187  | 715302C       | 143  |
| 706120-0404 | 185  | 706232-06     | 187  | 707201-0606 | 187  | 715304C       | 143  |
| 706120-0602 | 185  |               |      | 707201-0608 | 187  | 720042        | 550  |

NUMERICAL INDEX

## NUMERICAL INDEX

| Part#       | Page | Part#   | Page | Part#   | Page | Part#    | Page |
|-------------|------|---------|------|---------|------|----------|------|
| 720044      | 550  | 760005  | 210  | 844250  | 469  | 923220   | 219  |
| 720064      | 550  | 760008  | 210  | 844263  | 469  | 923409   | 219  |
| 720066      | 550  | 770402  | 139  | 844275  | 469  | 923412   | 219  |
| 720068      | 550  | 770402C | 143  | 844300  | 469  | 923416   | 219  |
| 720086      | 550  | 770404  | 139  | 844306  | 469  | 923420   | 219  |
| 720088      | 550  | 770404C | 143  | 844313  | 469  | 923648   | 220  |
| 720302      | 138  | 770604  | 139  | 844325  | 469  | 923660   | 220  |
| 720402      | 138  | 770604C | 143  | 844338  | 469  | 923672   | 220  |
| 720402S     | 139  | 770806C | 143  | 844350  | 469  | 923936   | 220  |
| 720402SC    | 143  | 771004C | 143  | 844356  | 469  | 923948   | 220  |
| 720404      | 138  | 782512  | 551  | 844363  | 469  | 923960   | 220  |
| 720404S     | 139  | 782516  | 551  | 844375  | 469  | 923972   | 220  |
| 720404SC    | 143  | 820400  | 139  | 844406  | 469  | 924115   | 220  |
| 720406SC    | 143  | 820400C | 144  | 844413  | 469  | 924118   | 220  |
| 720602S     | 139  | 820600  | 139  | 844425  | 469  | 924124   | 220  |
| 720604      | 138  | 820600C | 144  | 844456  | 469  | 924248   | 220  |
| 720604S     | 139  | 820800  | 139  | 844500  | 469  | 924260   | 220  |
| 720604SC    | 143  | 820800C | 144  | 844525  | 469  | 924272   | 220  |
| 720606      | 138  | 821000  | 139  | 844600  | 469  | 939132   | 266  |
| 720606S     | 139  | 821000C | 144  | 844625  | 469  | 939133   | 266  |
| 720606SC    | 143  | 825320C | 144  | 860402C | 144  | 939134   | 266  |
| 720608C     | 143  | 840131  | 468  | 860404  | 139  | 939135   | 266  |
| 720804      | 138  | 840150  | 468  | 860404C | 144  | 939136   | 266  |
| 720804C     | 143  | 840175  | 468  | 860604  | 139  | 939137   | 266  |
| 720804S     | 139  | 840188  | 468  | 860604C | 144  | 939138   | 266  |
| 720806      | 138  | 840200  | 468  | 860606  | 139  | 939139   | 266  |
| 720806S     | 139  | 840225  | 468  | 860606C | 144  | 939140   | 266  |
| 720806SC    | 143  | 840238  | 468  | 860806C | 144  | 940121   | 263  |
| 720808      | 138  | 840250  | 468  | 860808  | 139  | 940122   | 263  |
| 720808S     | 139  | 840256  | 468  | 860808C | 144  | 940123   | 263  |
| 720808SC    | 143  | 840263  | 468  | 865304C | 144  | 940130   | 265  |
| 721006C     | 143  | 840275  | 468  | 880402C | 144  | 940130LF | 243  |
| 721008C     | 143  | 840288  | 468  | 880404C | 144  | 940131   | 265  |
| 724010      | 551  | 840300  | 468  | 880406C | 144  | 940131LF | 243  |
| 724012      | 551  | 840312  | 468  | 899000  | 233  | 940132   | 265  |
| 724016      | 551  | 840325  | 468  | 899001  | 233  | 940132LF | 243  |
| 725301C     | 143  | 840350  | 468  | 899002  | 233  | 940133   | 265  |
| 725302C     | 143  | 840375  | 468  | 899003  | 233  | 940133LF | 243  |
| 725304C     | 143  | 840382  | 468  | 899004  | 233  | 940134   | 265  |
| 730097-0604 | 207  | 840400  | 468  | 899005  | 233  | 940134LF | 243  |
| 734822-0606 | 207  | 840425  | 468  | 899050  | 233  | 940135   | 265  |
| 737422-1204 | 207  | 840450  | 468  | 899051  | 233  | 940135LF | 243  |
| 737422-1206 | 207  | 840475  | 468  | 899052  | 233  | 940136   | 265  |
| 737469-0612 | 207  | 840500  | 468  | 899053  | 233  | 940136LF | 243  |
| 742022      | 550  | 840525  | 468  | 899054  | 233  | 940137   | 265  |
| 742042      | 550  | 840550  | 468  | 899055  | 233  | 940137LF | 243  |
| 742064      | 550  | 840575  | 468  | 922009  | 220  | 940138   | 265  |
| 742066      | 550  | 840600  | 468  | 922012  | 219  | 940138LF | 243  |
| 742086      | 550  | 840625  | 468  | 922012  | 220  | 940139   | 265  |
| 742088      | 550  | 840650  | 468  | 922016  | 219  | 940139LF | 243  |
| 742510      | 551  | 840675  | 468  | 922020  | 219  | 940140   | 265  |
| 742512      | 551  | 840700  | 468  | 922024  | 220  | 940140LF | 243  |
| 742516      | 551  | 840750  | 468  | 922030  | 219  | 940142LF | 243  |
| 746435      | 217  | 840800  | 468  | 922030  | 220  | 940143LF | 243  |
| 746436      | 217  | 840850  | 468  | 922036  | 219  | 940144LF | 243  |
| 746438      | 217  | 840888  | 468  | 922036  | 220  | 940147LF | 243  |
| 746439      | 217  | 842010  | 470  | 922048  | 220  | 940171   | 249  |
| 746440      | 217  | 842012  | 470  | 922060  | 220  | 940171L  | 250  |
| 746446      | 217  | 842016  | 470  | 922072  | 220  | 940171LF | 238  |
| 746456      | 217  | 842020  | 470  | 922096  | 220  | 940171T  | 250  |
| 746457      | 217  | 842024  | 470  | 922112  | 219  | 940172   | 249  |
| 746466      | 217  | 842200  | 470  | 922116  | 219  | 940172L  | 250  |
| 746470      | 217  | 842250  | 470  | 922120  | 219  | 940172LF | 238  |
| 746506      | 218  | 842300  | 470  | 922130  | 219  | 940172T  | 250  |
| 746535      | 218  | 842350  | 470  | 922136  | 219  | 940173   | 249  |
| 746536      | 218  | 842400  | 470  | 922412  | 219  | 940173L  | 250  |
| 746537      | 218  | 842450  | 470  | 922416  | 219  | 940173LF | 238  |
| 746538      | 218  | 842500  | 470  | 922420  | 219  | 940173T  | 250  |
| 746546      | 218  | 842550  | 470  | 922430  | 219  | 940174   | 249  |
| 746556      | 218  | 843321  | 470  | 922436  | 219  | 940174L  | 250  |
| 746566      | 218  | 843382  | 470  | 923112  | 220  | 940174LF | 238  |
| 746567      | 218  | 843388  | 470  | 923124  | 220  | 940174T  | 250  |
| 746570      | 218  | 843450  | 470  | 923136  | 220  | 940175   | 249  |
| 752022      | 550  | 843461  | 470  | 923148  | 220  | 940175L  | 250  |
| 752044      | 550  | 843475  | 470  | 923161  | 220  | 940175LF | 238  |
| 752066      | 550  | 843525  | 470  | 923172  | 220  | 940176   | 249  |
| 752088      | 550  | 843588  | 470  | 923196  | 220  | 940176L  | 250  |
| 760001      | 210  | 844213  | 469  | 923209  | 219  | 940176LF | 238  |
| 760002      | 210  | 844225  | 469  | 923212  | 219  | 940177   | 249  |
| 760004      | 210  | 844238  | 469  | 923216  | 219  | 940177L  | 250  |

NUMERICAL INDEX

| Part#    | Page | Part#    | Page | Part#    | Page | Part#    | Page |
|----------|------|----------|------|----------|------|----------|------|
| 940177LF | 238  | 940461   | 263  | 942165LF | 246  | 944407V  | 271  |
| 940178   | 249  | 940462   | 263  | 942170   | 264  | 944408   | 271  |
| 940178L  | 250  | 940464   | 263  | 942171   | 264  | 944408V  | 271  |
| 940178LF | 238  | 940465   | 263  | 942208   | 251  | 944409   | 271  |
| 940179*  | 249  | 940521   | 268  | 942209   | 251  | 944409V  | 271  |
| 940179LF | 238  | 940522   | 268  | 942210   | 251  | 944410   | 271  |
| 940180*  | 249  | 940523   | 268  | 943200   | 251  | 944410V  | 271  |
| 940180LF | 238  | 940523LF | 243  | 943201   | 251  | 944411   | 271  |
| 940181*  | 249  | 940524   | 268  | 943202   | 251  | 944411V  | 271  |
| 940181LF | 238  | 940525   | 268  | 943203   | 251  | 944428   | 270  |
| 940212LF | 239  | 940526   | 268  | 943204   | 251  | 944429   | 270  |
| 940213LF | 239  | 940527   | 268  | 943205   | 251  | 944430   | 270  |
| 940214LF | 239  | 940528   | 268  | 943206   | 251  | 944430LF | 243  |
| 940215LF | 239  | 940530   | 268  | 943207   | 251  | 944431   | 270  |
| 940216LF | 239  | 940800   | 500  | 943212   | 258  | 944431LF | 243  |
| 940217LF | 239  | 940801   | 500  | 943213   | 258  | 944432   | 270  |
| 940281   | 233  | 940803   | 500  | 943233LF | 239  | 944432LF | 243  |
| 940282   | 233  | 940804   | 500  | 943234LF | 239  | 944433   | 270  |
| 940284   | 233  | 940805   | 500  | 943235LF | 239  | 944433LF | 243  |
| 940285   | 233  | 940806   | 500  | 943236LF | 239  | 944434   | 270  |
| 940286   | 233  | 940810   | 501  | 943237LF | 239  | 944434LF | 243  |
| 940287   | 233  | 940811   | 501  | 943284   | 264  | 944435LF | 243  |
| 940288   | 233  | 940812   | 501  | 943287   | 264  | 945601LF | 241  |
| 940289   | 233  | 940813   | 501  | 943311   | 258  | 945602LF | 241  |
| 940291   | 233  | 940823   | 501  | 943312   | 258  | 945603LF | 241  |
| 940292   | 233  | 940824   | 501  | 943313   | 258  | 945604LF | 241  |
| 940294   | 233  | 940825   | 501  | 943314   | 258  | 945605LF | 241  |
| 940295   | 233  | 940826   | 501  | 943331   | 258  | 945606LF | 241  |
| 940296   | 233  | 940827   | 501  | 943332   | 258  | 945611LF | 241  |
| 940297   | 233  | 941133   | 267  | 943342   | 258  | 945612LF | 241  |
| 940298   | 233  | 941134   | 267  | 943343   | 258  | 945613LF | 241  |
| 940299   | 233  | 941135   | 267  | 943345   | 258  | 945614LF | 241  |
| 940300   | 233  | 941136   | 267  | 943347   | 258  | 945615LF | 241  |
| 940301   | 233  | 941137   | 267  | 943348   | 258  | 945616LF | 241  |
| 940302   | 233  | 941138   | 267  | 943350   | 258  | 945621LF | 241  |
| 940325   | 234  | 941140   | 267  | 943351   | 258  | 945622LF | 241  |
| 940326   | 234  | 941141   | 267  | 943612LF | 238  | 945623LF | 241  |
| 940327   | 234  | 941151LF | 236  | 943613LF | 238  | 945631LF | 241  |
| 940328   | 234  | 941152LF | 236  | 943614LF | 238  | 945632LF | 241  |
| 940329   | 234  | 941153LF | 236  | 943615LF | 238  | 945633LF | 241  |
| 940330   | 234  | 941154LF | 236  | 943616LF | 238  | 945640LF | 241  |
| 940331   | 234  | 941155LF | 236  | 943617LF | 238  | 945650LF | 241  |
| 940332   | 234  | 941156LF | 236  | 943750LF | 242  | 945651LF | 241  |
| 940333   | 234  | 941157LF | 236  | 943751LF | 242  | 945652LF | 241  |
| 940334   | 234  | 941158LF | 236  | 943752LF | 242  | 947055LF | 247  |
| 940335   | 234  | 941159LF | 236  | 944100   | 262  | 947103   | 256  |
| 940336   | 234  | 941160LF | 236  | 944101   | 262  | 947104   | 256  |
| 940352   | 269  | 941161LF | 236  | 944102   | 262  | 947105   | 256  |
| 940352LF | 243  | 941163LF | 236  | 944103   | 262  | 947111   | 256  |
| 940353   | 269  | 941164LF | 236  | 944106   | 262  | 947112   | 256  |
| 940353LF | 243  | 941165LF | 236  | 944107   | 262  | 947113   | 256  |
| 940354   | 269  | 941166LF | 236  | 944109   | 262  | 947125   | 257  |
| 940354LF | 243  | 941167LF | 236  | 944110   | 262  | 947126   | 257  |
| 940355   | 269  | 941168LF | 236  | 944113   | 262  | 947133   | 264  |
| 940355LF | 243  | 941169LF | 236  | 944116   | 262  | 947134   | 264  |
| 940356   | 269  | 941170LF | 236  | 944117   | 262  | 947142   | 270  |
| 940356LF | 243  | 941171LF | 236  | 944128   | 262  | 947143   | 270  |
| 940357   | 269  | 942100   | 264  | 944130   | 262  | 947144   | 270  |
| 940357LF | 243  | 942101   | 264  | 944132   | 262  | 947145   | 270  |
| 940358   | 269  | 942102   | 264  | 944134   | 262  | 948101   | 253  |
| 940358LF | 243  | 942110LF | 245  | 944134LF | 189  | 948102   | 253  |
| 940359   | 269  | 942111LF | 245  | 944136   | 262  | 948103   | 253  |
| 940359LF | 243  | 942112LF | 245  | 944138   | 262  | 948104   | 253  |
| 940360   | 269  | 942113LF | 245  | 944139   | 262  | 948105   | 253  |
| 940360LF | 243  | 942123LF | 245  | 944140   | 262  | 948106   | 253  |
| 940362LF | 243  | 942132LF | 246  | 944142   | 262  | 948107   | 253  |
| 940363LF | 243  | 942133LF | 246  | 944142LF | 189  | 948108   | 253  |
| 940364LF | 243  | 942134LF | 246  | 944142LF | 262  | 948131   | 257  |
| 940365LF | 243  | 942135LF | 246  | 944401   | 271  | 948132   | 257  |
| 940366LF | 243  | 942142   | 264  | 944402   | 271  | 948133   | 257  |
| 940367LF | 243  | 942142LF | 247  | 944402V  | 271  | 948134   | 257  |
| 940403LF | 240  | 942143LF | 247  | 944403   | 271  | 948135   | 257  |
| 940404LF | 240  | 942144LF | 247  | 944403V  | 271  | 948141   | 257  |
| 940405LF | 240  | 942145LF | 247  | 944404   | 271  | 948142   | 257  |
| 940406LF | 240  | 942150LF | 244  | 944404V  | 271  | 948143   | 257  |
| 940407LF | 240  | 942151LF | 244  | 944405   | 271  | 948144   | 257  |
| 940408LF | 240  | 942152LF | 244  | 944405V  | 271  | 948170   | 252  |
| 940409LF | 240  | 942162LF | 246  | 944406   | 271  | 948170L  | 255  |
| 940410LF | 240  | 942163lf | 246  | 944406V  | 271  | 948171   | 252  |
| 940411LF | 240  | 942164LF | 246  | 944407   | 271  | 948171L  | 255  |

NUMERICAL INDEX

| Part#   | Page | Part#    | Page | Part#  | Page | Part#    | Page |
|---------|------|----------|------|--------|------|----------|------|
| 948171T | 254  | 949405   | 278  | 970311 | 227  | 973669   | 351  |
| 948172  | 252  | 949406   | 278  | 970312 | 227  | 973670   | 350  |
| 948172L | 255  | 949407   | 278  | 970313 | 227  | 973671   | 350  |
| 948172T | 254  | 949408   | 278  | 970314 | 227  | 973672   | 350  |
| 948173  | 252  | 949430   | 277  | 970330 | 227  | 973673   | 350  |
| 948173L | 255  | 949431   | 277  | 970331 | 227  | 973674   | 350  |
| 948173T | 254  | 949432   | 277  | 970332 | 227  | 973675   | 350  |
| 948174  | 252  | 949441   | 280  | 970333 | 227  | 973859   | 405  |
| 948174L | 255  | 949442   | 280  | 970700 | 227  | 973862   | 405  |
| 948174T | 254  | 949443   | 280  | 970701 | 227  | 973863   | 405  |
| 948175  | 252  | 949444   | 280  | 970702 | 227  | 973864   | 405  |
| 948175L | 255  | 949445   | 280  | 970703 | 227  | 973866   | 405  |
| 948176  | 252  | 949446   | 280  | 970704 | 227  | 973869   | 405  |
| 948176L | 255  | 949447   | 280  | 970705 | 227  | 973884   | 405  |
| 948177  | 252  | 949448   | 280  | 970706 | 227  | 973885   | 405  |
| 948177L | 255  | 949451   | 279  | 970707 | 227  | 973886   | 405  |
| 949101  | 273  | 949452   | 279  | 972171 | 486  | 973887   | 405  |
| 949102  | 273  | 949453   | 279  | 972172 | 486  | 973888   | 405  |
| 949103  | 273  | 949454   | 279  | 972173 | 486  | 973901   | 231  |
| 949104  | 273  | 949455   | 279  | 972180 | 486  | 973902   | 231  |
| 949105  | 273  | 949471   | 279  | 972181 | 486  | 973903   | 231  |
| 949106  | 273  | 949472   | 279  | 972182 | 486  | 973904   | 231  |
| 949107  | 273  | 949473   | 279  | 972183 | 486  | 973905   | 231  |
| 949108  | 273  | 949474   | 279  | 972184 | 486  | 973906   | 231  |
| 949111  | 283  | 949483   | 280  | 972185 | 486  | 973907   | 231  |
| 949112  | 283  | 949484   | 280  | 972186 | 486  | 973908   | 231  |
| 949113  | 283  | 949485   | 280  | 972187 | 486  | 973909   | 231  |
| 949114  | 283  | 949486   | 280  | 972190 | 486  | 973910   | 231  |
| 949115  | 283  | 949487   | 280  | 972191 | 486  | 973911   | 231  |
| 949116  | 283  | 949488   | 280  | 972192 | 486  | 973912   | 231  |
| 949117  | 283  | 949521   | 281  | 972193 | 486  | 973913   | 231  |
| 949118  | 283  | 949522   | 281  | 972194 | 486  | 973914   | 231  |
| 949121  | 282  | 949523   | 281  | 972195 | 486  | 973925   | 231  |
| 949122  | 282  | 949524   | 281  | 973200 | 482  | 973925SS | 232  |
| 949123  | 282  | 949525   | 281  | 973201 | 482  | 973926SS | 232  |
| 949124  | 282  | 949526   | 281  | 973203 | 482  | 973927   | 231  |
| 949125  | 282  | 949527   | 281  | 973204 | 482  | 973927SS | 232  |
| 949126  | 282  | 949528   | 281  | 973205 | 482  | 973928   | 231  |
| 949127  | 282  | 950812   | 550  | 973206 | 482  | 973928SS | 232  |
| 949128  | 282  | 950816   | 550  | 973207 | 482  | 973929   | 231  |
| 949161  | 274  | 962003   | 293  | 973208 | 482  | 973930   | 231  |
| 949162  | 274  | 962004   | 293  | 973211 | 482  | 973930SS | 232  |
| 949163  | 274  | 962006   | 293  | 973215 | 485  | 973947SS | 232  |
| 949164  | 274  | 962008   | 293  | 973216 | 485  | 973948   | 231  |
| 949165  | 274  | 962010   | 293  | 973217 | 485  | 973948SS | 232  |
| 949166  | 274  | 962010LW | 292  | 973219 | 485  | 973949   | 231  |
| 949167  | 274  | 962010UL | 292  | 973221 | 485  | 973949SS | 232  |
| 949168  | 274  | 962012   | 293  | 973223 | 485  | 973951   | 54   |
| 949170  | 274  | 962012LW | 292  | 973224 | 485  | 973951   | 340  |
| 949171  | 272  | 962012UL | 292  | 973226 | 484  | 973952   | 54   |
| 949172  | 272  | 963002   | 290  | 973230 | 484  | 973952   | 340  |
| 949173  | 272  | 963003   | 290  | 973231 | 484  | 973953   | 54   |
| 949174  | 272  | 963004   | 290  | 973232 | 484  | 973953   | 340  |
| 949175  | 272  | 963004UL | 291  | 973233 | 484  | 973954   | 54   |
| 949176  | 272  | 963005   | 290  | 973234 | 484  | 973954   | 340  |
| 949177  | 272  | 963006   | 290  | 973238 | 484  | 973955   | 54   |
| 949178  | 272  | 963006UL | 291  | 973252 | 485  | 973955   | 340  |
| 949180  | 274  | 963008   | 290  | 973253 | 485  | 973956   | 54   |
| 949253  | 281  | 963010   | 290  | 973255 | 485  | 973956   | 340  |
| 949254  | 281  | 963012   | 290  | 973262 | 485  | 973957   | 54   |
| 949255  | 281  | 963014   | 290  | 973323 | 484  | 973957   | 340  |
| 949256  | 281  | 963016   | 290  | 973325 | 484  | 973958   | 54   |
| 949257  | 281  | 963025   | 290  | 973326 | 484  | 973958   | 340  |
| 949258  | 281  | 970207   | 224  | 973327 | 484  | 973959   | 54   |
| 949303  | 281  | 970208   | 224  | 973329 | 484  | 973959   | 340  |
| 949304  | 281  | 970217   | 224  | 973332 | 484  | 973961LF | 232  |
| 949305  | 281  | 970218   | 224  | 973334 | 484  | 973962LF | 232  |
| 949306  | 281  | 970227   | 224  | 973343 | 481  | 973963LF | 232  |
| 949307  | 281  | 970228   | 224  | 973345 | 481  | 973965   | 231  |
| 949308  | 281  | 970300   | 227  | 973567 | 351  | 973965LF | 232  |
| 949353  | 281  | 970301   | 227  | 973568 | 351  | 973966   | 231  |
| 949354  | 281  | 970302   | 227  | 973569 | 351  | 973966LF | 232  |
| 949355  | 281  | 970303   | 227  | 973570 | 350  | 973967   | 231  |
| 949356  | 281  | 970304   | 227  | 973571 | 350  | 973970LF | 232  |
| 949357  | 281  | 970305   | 227  | 973572 | 350  | 973971LF | 232  |
| 949358  | 281  | 970306   | 227  | 973573 | 350  | 973975   | 231  |
| 949401  | 278  | 970307   | 227  | 973574 | 350  | 973975LF | 232  |
| 949402  | 278  | 970308   | 227  | 973575 | 350  | 973976   | 231  |
| 949403  | 278  | 970309   | 227  | 973667 | 351  | 973976LF | 232  |
| 949404  | 278  | 970310   | 227  | 973668 | 351  | 973978   | 231  |



NUMERICAL INDEX

| Part#    | Page | Part#   | Page | Part#    | Page | Part#    | Page |
|----------|------|---------|------|----------|------|----------|------|
| 973979   | 231  | 988259  | 307  | 2404108  | 525  | 6401126  | 537  |
| 973980   | 231  | 988260  | 307  | 2404126  | 525  | 6401128  | 537  |
| 973980SS | 232  | 988261  | 307  | 2404128  | 525  | 6401812  | 537  |
| 973981   | 231  | 988262  | 307  | 2404612  | 525  | 6404108  | 538  |
| 973982   | 231  | 988400  | 307  | 2404812  | 525  | 6500108  | 540  |
| 973982SS | 232  | 988401  | 307  | 2404816  | 525  | 6501108  | 540  |
| 973990   | 54   | 988402  | 307  | 2405106  | 525  | 6505128  | 541  |
| 973990   | 340  | 988403  | 307  | 2405108  | 525  | 6506106  | 541  |
| 973991   | 54   | 988404  | 307  | 2405128  | 525  | 6506108  | 541  |
| 973991   | 340  | 988405  | 307  | 2405812  | 525  | 6506128  | 541  |
| 974264   | 231  | 988406  | 307  | 2406104  | 526  | 7000108  | 550  |
| 974265   | 231  | 988407  | 307  | 2406106  | 526  | 7000128  | 550  |
| 982107   | 508  | 988408  | 307  | 2406108  | 526  | 7000812  | 550  |
| 982107   | 512  | 990571  | 485  | 2406124  | 526  | 7002108  | 551  |
| 982108   | 512  | 990781  | 351  | 2406126  | 526  | 7002812  | 551  |
| 982109   | 512  | 990782  | 351  | 2406128  | 526  | 7005410  | 552  |
| 982110   | 512  | 990783  | 351  | 2406164  | 526  | 7005412  | 552  |
| 982120   | 512  | 990784  | 351  | 2406166  | 526  | 7005414  | 552  |
| 982121   | 512  | 990785  | 351  | 2406168  | 526  | 7005418  | 552  |
| 982122   | 512  | 990786  | 351  | 2406208  | 526  | 7005512  | 552  |
| 982125   | 512  | 990790  | 160  | 2406810  | 526  | 7005514  | 552  |
| 982126   | 512  | 990791  | 160  | 2406812  | 526  | 7005614  | 552  |
| 982130   | 512  | 990792  | 160  | 2500108  | 526  | 7005616  | 552  |
| 982131   | 512  | 990793  | 160  | 2500128  | 526  | 7005618  | 552  |
| 982132   | 512  | 990794  | 160  | 2501106  | 527  | 7005816  | 552  |
| 982135   | 512  | 1000265 | 285  | 2501108  | 527  | 7005818  | 552  |
| 982136   | 512  | 1000365 | 285  | 2501126  | 527  | 7005822  | 552  |
| 982137   | 512  | 1000465 | 285  | 2501128  | 527  | 7022108  | 552  |
| 982138   | 512  | 1000665 | 285  | 2501612  | 527  | 7025410  | 553  |
| 982140   | 512  | 1000865 | 285  | 2501812  | 527  | 7025412  | 553  |
| 983100   | 512  | 1050000 | 472  | 2501816  | 527  | 7025512  | 553  |
| 983101   | 512  | 1050001 | 472  | 2502128  | 527  | 7025614  | 553  |
| 983110   | 512  | 1050002 | 472  | 2503106  | 528  | 7025616  | 553  |
| 983115   | 512  | 1050003 | 472  | 2503108  | 528  | 7025816  | 553  |
| 983116   | 512  | 1050006 | 472  | 2503612  | 528  | 7045210  | 553  |
| 983120   | 512  | 1050007 | 472  | 3000004  | 463  | 7045412  | 553  |
| 983125   | 512  | 1050008 | 472  | 3000006  | 463  | 7045414  | 553  |
| 983126   | 512  | 1050009 | 472  | 3000008  | 463  | 7045612  | 553  |
| 983130   | 512  | 1050010 | 472  | 3000020  | 463  | 7045616  | 553  |
| 987245   | 306  | 1050011 | 472  | 5000126  | 531  | 7045618  | 553  |
| 987246   | 306  | 1050012 | 472  | 5000128  | 531  | 7045816  | 553  |
| 987247   | 306  | 1050013 | 472  | 5000168  | 531  | 7045818  | 553  |
| 987248   | 306  | 1050014 | 472  | 5404126  | 531  | 7045822  | 553  |
| 987249   | 306  | 1050015 | 472  | 5404128  | 531  | 7420108  | 550  |
| 987250   | 306  | 1050016 | 472  | 5404166  | 531  | 7420128  | 550  |
| 987251   | 306  | 1050017 | 472  | 5404168  | 531  | 8401088  | 468  |
| 987252   | 306  | 1050018 | 472  | 5405128  | 531  | 10001065 | 285  |
| 987253   | 306  | 1050020 | 472  | 5405612  | 531  | 14041212 | 522  |
| 987254   | 306  | 1050021 | 472  | 5405812  | 531  | 14041216 | 522  |
| 987255   | 306  | 1050023 | 472  | 5405816  | 531  | 14041612 | 522  |
| 987256   | 306  | 1050025 | 472  | 5406122  | 532  | 14041616 | 522  |
| 987257   | 306  | 1050026 | 472  | 5406124  | 532  | 14041620 | 522  |
| 987258   | 306  | 1050029 | 472  | 5406126  | 532  | 14042016 | 522  |
| 987259   | 306  | 1050030 | 472  | 5406128  | 532  | 14042020 | 522  |
| 987260   | 306  | 1050032 | 472  | 5406164  | 532  | 14042024 | 522  |
| 987261   | 306  | 1050033 | 472  | 5406166  | 532  | 14042424 | 522  |
| 987262   | 306  | 1404126 | 522  | 5406168  | 532  | 14043232 | 522  |
| 987400   | 307  | 1404128 | 522  | 5406204  | 532  | 14051212 | 522  |
| 987401   | 307  | 1404812 | 522  | 5406206  | 532  | 14051216 | 522  |
| 987402   | 307  | 1405128 | 522  | 5406208  | 532  | 14051612 | 522  |
| 987403   | 307  | 1405812 | 522  | 5406248  | 532  | 14051616 | 522  |
| 987404   | 307  | 1410083 | 476  | 5406328  | 532  | 14052020 | 522  |
| 987405   | 307  | 1410118 | 476  | 5500128  | 533  | 14052420 | 522  |
| 987406   | 307  | 1501126 | 522  | 5502128  | 534  | 14052424 | 522  |
| 987407   | 307  | 1501128 | 522  | 5502812  | 534  | 14053232 | 522  |
| 987408   | 307  | 1501168 | 522  | 5504128  | 535  | 15011212 | 522  |
| 988245   | 306  | 1501612 | 522  | 6200453C | 141  | 15011216 | 522  |
| 988246   | 306  | 1502128 | 522  | 6400106  | 537  | 15011612 | 522  |
| 988247   | 306  | 1502812 | 522  | 6400108  | 537  | 15011616 | 522  |
| 988248   | 306  | 1503128 | 523  | 6400126  | 537  | 15012016 | 522  |
| 988249   | 306  | 1503812 | 523  | 6400128  | 537  | 15012020 | 522  |
| 988250   | 306  | 1700812 | 560  | 6400168  | 537  | 15012024 | 522  |
| 988251   | 306  | 1703812 | 560  | 6400610  | 537  | 15012420 | 522  |
| 988252   | 306  | 1704812 | 560  | 6400612  | 537  | 15012424 | 522  |
| 988253   | 306  | 2403106 | 524  | 6400616  | 537  | 15013232 | 522  |
| 988254   | 307  | 2403108 | 524  | 6400810  | 537  | 15021212 | 522  |
| 988255   | 307  | 2403126 | 524  | 6400812  | 537  | 15021616 | 522  |
| 988256   | 307  | 2403128 | 524  | 6400816  | 537  | 15022020 | 522  |
| 988257   | 307  | 2404104 | 525  | 6401106  | 537  | 15022424 | 522  |
| 988258   | 307  | 2404106 | 525  | 6401108  | 537  | 15031212 | 523  |

NUMERICAL INDEX

| Part#    | Page | Part#    | Page | Part#    | Page | Part#    | Page |
|----------|------|----------|------|----------|------|----------|------|
| 15031216 | 523  | 18041212 | 561  | 25002424 | 526  | 55002020 | 533  |
| 15031612 | 523  | 18041216 | 561  | 25003232 | 526  | 55011212 | 534  |
| 15031616 | 523  | 18041220 | 561  | 25011012 | 527  | 55011616 | 534  |
| 15031620 | 523  | 18041612 | 561  | 25011212 | 527  | 55021216 | 534  |
| 15032016 | 523  | 18041616 | 561  | 25011216 | 527  | 55021612 | 534  |
| 15032020 | 523  | 18041620 | 561  | 25011412 | 527  | 55021616 | 534  |
| 15032424 | 523  | 18041624 | 561  | 25011612 | 527  | 55021620 | 534  |
| 15041212 | 523  | 18042016 | 561  | 25011616 | 527  | 55022020 | 534  |
| 15041616 | 523  | 18042020 | 561  | 25011620 | 527  | 55022424 | 534  |
| 16011212 | 523  | 18042024 | 561  | 25012016 | 527  | 55023232 | 534  |
| 16011616 | 523  | 18042420 | 561  | 25012020 | 527  | 55041612 | 535  |
| 16021212 | 523  | 18042424 | 561  | 25012024 | 527  | 64001010 | 537  |
| 16021616 | 523  | 18043232 | 561  | 25012416 | 527  | 64001012 | 537  |
| 16031212 | 523  | 22611212 | 562  | 25012420 | 527  | 64001016 | 537  |
| 16031616 | 523  | 22611616 | 562  | 25012424 | 527  | 64001210 | 537  |
| 17001212 | 560  | 22612020 | 562  | 25012432 | 527  | 64001212 | 537  |
| 17001216 | 560  | 22612424 | 562  | 25013232 | 527  | 64001214 | 537  |
| 17001612 | 560  | 22613232 | 562  | 25021212 | 527  | 64001216 | 537  |
| 17001616 | 560  | 22621212 | 562  | 25021612 | 527  | 64001610 | 537  |
| 17001620 | 560  | 22621616 | 562  | 25021616 | 527  | 64001612 | 537  |
| 17001624 | 560  | 22622020 | 562  | 25022020 | 527  | 64001614 | 537  |
| 17002016 | 560  | 22622424 | 562  | 25022424 | 527  | 64001616 | 537  |
| 17002020 | 560  | 22623232 | 562  | 25031012 | 528  | 64001620 | 537  |
| 17002024 | 560  | 23611212 | 562  | 25031212 | 528  | 64001624 | 537  |
| 17002032 | 560  | 23611616 | 562  | 25031216 | 528  | 64002012 | 537  |
| 17002420 | 560  | 23612020 | 562  | 25031616 | 528  | 64002016 | 537  |
| 17002424 | 560  | 23612424 | 562  | 25031620 | 528  | 64002020 | 537  |
| 17002432 | 560  | 23621212 | 562  | 25032016 | 528  | 64002024 | 537  |
| 17003232 | 560  | 23621616 | 562  | 25032020 | 528  | 64002420 | 537  |
| 17031212 | 560  | 23622020 | 562  | 25032424 | 528  | 64002424 | 537  |
| 17031216 | 560  | 23622424 | 562  | 25033232 | 528  | 64002432 | 537  |
| 17031612 | 560  | 24031010 | 524  | 26011212 | 528  | 64003224 | 537  |
| 17031616 | 560  | 24031210 | 524  | 26031010 | 528  | 64003232 | 537  |
| 17031620 | 560  | 24031212 | 524  | 26031212 | 528  | 64011212 | 537  |
| 17032016 | 560  | 24031414 | 524  | 26031616 | 528  | 64011612 | 537  |
| 17032020 | 560  | 24031612 | 524  | 27051212 | 530  | 64011616 | 537  |
| 17032024 | 560  | 24031616 | 524  | 27051616 | 530  | 64012016 | 537  |
| 17032420 | 560  | 24032016 | 524  | 27052020 | 530  | 64012020 | 537  |
| 17032424 | 560  | 24032020 | 524  | 27061212 | 530  | 64012424 | 537  |
| 17032432 | 560  | 24041012 | 525  | 27061616 | 530  | 64013232 | 537  |
| 17033232 | 560  | 24041212 | 525  | 27062020 | 530  | 64041212 | 538  |
| 17041016 | 560  | 24041216 | 525  | 27062424 | 530  | 64041616 | 538  |
| 17041212 | 560  | 24041612 | 525  | 50001212 | 531  | 64042020 | 538  |
| 17041216 | 560  | 24041616 | 525  | 50001612 | 531  | 65001216 | 540  |
| 17041220 | 560  | 24041620 | 525  | 50002016 | 531  | 65011212 | 540  |
| 17041612 | 560  | 24041624 | 525  | 50002020 | 531  | 65011616 | 540  |
| 17041616 | 560  | 24042012 | 525  | 54041212 | 531  | 65012020 | 540  |
| 17041620 | 560  | 24042016 | 525  | 54041612 | 531  | 65012424 | 540  |
| 17041624 | 560  | 24042020 | 525  | 54041616 | 531  | 65013232 | 540  |
| 17042016 | 560  | 24042024 | 525  | 54042012 | 531  | 65031212 | 540  |
| 17042020 | 560  | 24042416 | 525  | 54042016 | 531  | 65041010 | 540  |
| 17042024 | 560  | 24042420 | 525  | 54042412 | 531  | 65041212 | 540  |
| 17042032 | 560  | 24042424 | 525  | 54042416 | 531  | 65041616 | 540  |
| 17042420 | 560  | 24042432 | 525  | 54042420 | 531  | 65042020 | 540  |
| 17042424 | 560  | 24043220 | 525  | 54042424 | 531  | 65051212 | 541  |
| 17042432 | 560  | 24043224 | 525  | 54043224 | 531  | 65051612 | 541  |
| 17043232 | 560  | 24043232 | 525  | 54043232 | 531  | 65051616 | 541  |
| 18001212 | 560  | 24051212 | 525  | 54051212 | 531  | 65052424 | 541  |
| 18001216 | 560  | 24051216 | 525  | 54051216 | 531  | 65061012 | 541  |
| 18001612 | 560  | 24051612 | 525  | 54051220 | 531  | 65061212 | 541  |
| 18001616 | 560  | 24051616 | 525  | 54051616 | 531  | 65061616 | 541  |
| 18001620 | 560  | 24051620 | 525  | 54051620 | 531  | 65062020 | 541  |
| 18001624 | 560  | 24052020 | 525  | 54051624 | 531  | 65062424 | 541  |
| 18002016 | 560  | 24052024 | 525  | 54052020 | 531  | 65063232 | 541  |
| 18002020 | 560  | 24052424 | 525  | 54052024 | 531  | 70001012 | 550  |
| 18002024 | 560  | 24053232 | 525  | 54052424 | 531  | 70001212 | 550  |
| 18002420 | 560  | 24061210 | 526  | 54061612 | 532  | 70001616 | 550  |
| 18002424 | 560  | 24061216 | 526  | 54062012 | 532  | 70021212 | 551  |
| 18031212 | 561  | 24061612 | 526  | 54062016 | 532  | 70021216 | 551  |
| 18031216 | 561  | 24061620 | 526  | 54062412 | 532  | 70021616 | 551  |
| 18031612 | 561  | 24062012 | 526  | 54062416 | 532  | 70051018 | 552  |
| 18031616 | 561  | 24062016 | 526  | 54062420 | 532  | 70051020 | 552  |
| 18031620 | 561  | 24062416 | 526  | 54063212 | 532  | 70051022 | 552  |
| 18031624 | 561  | 24062420 | 526  | 54063216 | 532  | 70051222 | 552  |
| 18032016 | 561  | 24063224 | 526  | 54063220 | 532  | 70221212 | 552  |
| 18032020 | 561  | 25001010 | 526  | 54063224 | 532  | 70221616 | 552  |
| 18032024 | 561  | 25001212 | 526  | 55001212 | 533  | 70251022 | 553  |
| 18032420 | 561  | 25001612 | 526  | 55001612 | 533  | 70251227 | 553  |
| 18032424 | 561  | 25001616 | 526  | 55001612 | 533  | 70251633 | 553  |
| 18033232 | 561  | 25002020 | 526  | 55002016 | 533  | 70421212 | 552  |

NUMERICAL INDEX

| Part#              | Page | Part#              | Page | Part#          | Page | Part#            | Page |
|--------------------|------|--------------------|------|----------------|------|------------------|------|
| 70421616           | 552  | BSB-600-250        | 427  | CDP-400-A1     | 392  | CF-30400-SP      | 451  |
| 70451227           | 553  | BSWBLT-063-150GH50 | 447  | CDP-400-B1     | 399  | CF-30400-SS304   | 454  |
| 70451633           | 553  | BSWBLT-075-150GH50 | 447  | CDP-400-PP     | 395  | CF-40409-SP      | 452  |
| 71060404           | 137  | BW-16-16API-C      | 581  | CDP-400-SS1    | 397  | CF-40410L-SP     | 452  |
| 71060404           | 143  | CC-1113            | 474  | CDP-500-A1     | 392  | CF-40410-SP      | 452  |
| 72001212           | 550  | CC-1315            | 474  | CDP-600-A1     | 392  | CF-40410-SS304   | 455  |
| 72060404           | 138  | CC-1517            | 474  | CDP-800-A1     | 392  | CF-40411L-SP     | 452  |
| 74201212           | 550  | CC-1518            | 474  | CF-05101-SS304 | 453  | CF-40411-SP      | 452  |
| 74201612           | 550  | CC-1720            | 474  | CF-05101S-SP   | 449  | CF-40411-SS304   | 455  |
| 74201616           | 550  | CC-2023            | 474  | CF-05102-SS304 | 453  | CF-40412L-SP     | 452  |
| 75201010           | 550  | CC-2225            | 474  | CF-08105-SP    | 449  | CF-40412-SP      | 452  |
| 75201212           | 550  | CC-2327            | 474  | CF-08105-SS304 | 453  | CF-40412-SS304   | 455  |
| ANV1F              | 554  | CC-2528            | 474  | CF-08106-SS304 | 453  | CF-40413L-SP     | 452  |
| ANV1M              | 554  | CC-2731            | 474  | CF-08108-SS304 | 453  | CF-40413-SP      | 452  |
| ANV12F             | 554  | CC-3134            | 474  | CF-10108-SS304 | 453  | CF-40413-SS304   | 455  |
| ANV12M             | 554  | CC-3740            | 474  | CF-10109-SP    | 449  | CF-40414L-SP     | 452  |
| ANV14F             | 554  | CDC-050-A1         | 392  | CF-10109-SS304 | 453  | CF-40414-SP      | 452  |
| ANV14M             | 554  | CDC-050-PP         | 395  | CF-10110-SP    | 449  | CF-40414-SS304   | 455  |
| ANV34F             | 554  | CDC-050-SS1        | 397  | CF-10110-SS304 | 453  | CF-40415L-SP     | 452  |
| ANV34M             | 554  | CDC-075-A1         | 392  | CF-10111-SP    | 449  | CF-40415-SP      | 452  |
| ANV38F             | 554  | CDC-075-PP         | 395  | CF-10111-SS304 | 453  | CF-40415-SS304   | 455  |
| ANV38M             | 554  | CDC-075-SS1        | 397  | CF-13113-SP    | 449  | CF-40500L-SP     | 452  |
| AR2                | 502  | CDC-100-A1         | 392  | CF-13114-SP    | 449  | CF-40500-SP      | 452  |
| ARI-300            | 426  | CDC-100-B1         | 399  | CF-13114-SS304 | 454  | CF-40501L-SP     | 452  |
| ARI-400            | 426  | CDC-100-PP         | 395  | CF-13115-SS304 | 454  | CF-40501-SP      | 452  |
| ARI-600            | 426  | CDC-100-SS1        | 397  | CF-15115-SP    | 450  | CF-60610-SP      | 452  |
| AVAWB-063-150GH50  | 447  | CDC-125-A1         | 392  | CF-15115-SS304 | 454  | CF-60612-SP      | 452  |
| AVAWB-075-150GH50  | 447  | CDC-125-PP         | 395  | CF-15200-SS304 | 454  | CF-60614-SP      | 452  |
| AVAWR-063-150GH50  | 447  | CDC-125-SS1        | 397  | CF-15201-SP    | 450  | CF-60702-SP      | 452  |
| AVAWR-075-150GH50  | 447  | CDC-150-A1         | 392  | CF-15201-SS304 | 454  | CF-60704-SP      | 452  |
| BAIRLT-025-300BM45 | 445  | CDC-150-PP         | 395  | CF-15202L-SP   | 450  | CFT-08104T-SS304 | 453  |
| BAIRLT-025-300BM45 | 445  | CDC-150-SS1        | 397  | CF-15202-SP    | 450  | CFT-08106T-SP    | 449  |
| BAIRLT-025-300BM45 | 445  | CDC-200-A1         | 392  | CF-15202-SS304 | 454  | CFT-08106T-SS304 | 453  |
| BAIRLT-038-300BM45 | 445  | CDC-200-B1         | 399  | CF-15203-SP    | 450  | CFT-08107T-SP    | 449  |
| BAIRLT-038-300BM45 | 445  | CDC-200-PP         | 395  | CF-15203-SS304 | 454  | CFT-08107T-SS304 | 453  |
| BAIRLT-038-300BM45 | 445  | CDC-200-SS1        | 397  | CF-15204-SS304 | 454  | CFT-08108T-SP    | 449  |
| BAIRLT-050-300BM65 | 445  | CDC-250-A1         | 392  | CF-15205-SP    | 450  | CFT-08108T-SS304 | 453  |
| BAIRLT-050-300BM65 | 445  | CDC-250-SS1        | 397  | CF-15205-SS304 | 454  | CFT-08109T-SP    | 449  |
| BAIRLT-050-300BM65 | 445  | CDC-300-A1         | 392  | CF-20208-SP    | 450  | CFT-08109T-SS304 | 453  |
| BC2-075A-DP        | 412  | CDC-300-B1         | 399  | CF-20208-SS304 | 454  | CFT-10114T-SP    | 449  |
| BC2-075C-DP        | 412  | CDC-300-PP         | 395  | CF-20209L-SP   | 450  | CFT-10115T-SP    | 449  |
| BC4-100B-DP        | 412  | CDC-300-SS1        | 397  | CF-20209-SP    | 450  | CFT-10117T-SP    | 449  |
| BC4-125-DP         | 412  | CDC-400-A1         | 392  | CF-20209-SS304 | 454  | CFT-10117T-SS304 | 453  |
| BC4-200A-DP        | 412  | CDC-400-B1         | 399  | CF-20210-SP    | 450  | CFT-10118T-SP    | 449  |
| BC4-200-DP         | 412  | CDC-400-PP         | 395  | CF-20210-SS304 | 454  | CG-075-NBR       | 404  |
| BE-300-SP          | 411  | CDC-400-SS1        | 397  | CF-20211L-SP   | 450  | CG-100-NBR       | 404  |
| BG50               | 404  | CDC-500-A1         | 392  | CF-20211-SP    | 450  | CG-100-VI        | 404  |
| BG75               | 404  | CDC-600-A1         | 392  | CF-20211-SS304 | 454  | CG-125-NBR       | 404  |
| BG100              | 404  | CDC-600-SS1        | 397  | CF-20212L-SP   | 450  | CG-150-NBR       | 404  |
| BG150              | 404  | CDC-800-A1         | 392  | CF-20212-SP    | 450  | CG-200-EPDM      | 404  |
| BG200              | 404  | CDCSL-200-A1       | 401  | CF-20212-SS304 | 454  | CG-200-NBR       | 404  |
| BG250              | 404  | CDCSL-200-SS1      | 402  | CF-20213L-SP   | 450  | CG-200-VI        | 404  |
| BG300              | 404  | CDCSL-300-A1       | 401  | CF-20213-SP    | 450  | CG-250-NBR       | 404  |
| BG400              | 404  | CDCSL-300-SS1      | 402  | CF-20213-SS304 | 454  | CG-300-EPDM      | 404  |
| BG600              | 404  | CDCSL-400-A1       | 401  | CF-20214-SP    | 450  | CG-300-NBR       | 404  |
| BLAY-100           | 436  | CDCSL-400-SS1      | 402  | CF-20214-SS304 | 454  | CG-300-VI        | 404  |
| BLAY-125           | 436  | CDCSL-600-A1       | 401  | CF-20215-SP    | 450  | CG-400-NBR       | 404  |
| BLAY-150           | 436  | CDP-050-A1         | 392  | CF-25303L-SP   | 451  | CG-400-VI        | 404  |
| BLAY-150-CASS      | 436  | CDP-050-PP         | 395  | CF-25303-SP    | 451  | CG-600-NBR       | 404  |
| *BLAY-200          | 436  | CDP-075-A1         | 392  | CF-30309-SP    | 451  | CG-800-NBR       | 404  |
| BLAY-200-CASS      | 436  | CDP-075-PP         | 395  | CF-30309-SS304 | 454  | CGA-050-A1       | 391  |
| BLAY-250           | 436  | CDP-100-A1         | 392  | CF-30310L-SP   | 451  | CGA-050-B1       | 398  |
| *BLAY-300          | 436  | CDP-100-PP         | 395  | CF-30310-SP    | 451  | CGA-050-PP       | 394  |
| *BLAY-300-CASS     | 436  | CDP-100-SS1        | 397  | CF-30310-SS304 | 454  | CGA-050-SS1      | 396  |
| *BLAY-400          | 436  | CDP-125-A1         | 392  | CF-30311L-SP   | 451  | CGA-075-A1       | 391  |
| *BLAY-400-CASS     | 436  | CDP-125-PP         | 395  | CF-30311-SP    | 451  | CGA-075-B1       | 398  |
| *BLAY-600          | 436  | CDP-125-SS1        | 397  | CF-30311-SS304 | 454  | CGA-075-PP       | 394  |
| BLAY-600-CASS      | 436  | CDP-150-A1         | 392  | CF-30312L-SP   | 451  | CGA-075-SS1      | 396  |
| *BLOW150-300       | 423  | CDP-150-PP         | 395  | CF-30312-SP    | 451  | CGA-100-A1       | 391  |
| *BLOW150-400       | 423  | CDP-150-SS1        | 397  | CF-30312-SS304 | 454  | CGA-100-B1       | 398  |
| BOFP-C             | 581  | CDP-200-A1         | 392  | CF-30313L-SP   | 451  | CGA-100-PP       | 394  |
| BRLAYHD-200        | 437  | CDP-200-B1         | 399  | CF-30313-SP    | 451  | CGA-100-SS1      | 396  |
| BRLAYHD-300        | 437  | CDP-200-PP         | 395  | CF-30313-SS304 | 454  | CGA-125-A1       | 391  |
| BRLAYHD-400        | 437  | CDP-200-SS1        | 397  | CF-30314L-SP   | 451  | CGA-125-B1       | 398  |
| BRLAYHD-600        | 437  | CDP-250-A1         | 392  | CF-30314-SP    | 451  | CGA-125-PP       | 394  |
| BSB-400-187        | 427  | CDP-250-B1         | 399  | CF-30314-SS304 | 454  | CGA-125-SS1      | 396  |
| BSB-400-250        | 427  | CDP-300-A1         | 392  | CF-30315L-SP   | 451  | CGA-150-A1       | 391  |
| BSB-450-125        | 427  | CDP-300-B1         | 399  | CF-30315-SP    | 451  | CGA-150-B1       | 398  |
| BSB-500-187        | 427  | CDP-300-PP         | 395  | CF-30315-SS304 | 454  | CGA-150-PP       | 394  |
| BSB-500-250        | 427  | CDP-300-SS1        | 397  | CF-30400L-SP   | 451  | CGA-150-SS1      | 396  |

NUMERICAL INDEX

| Part#         | Page | Part#           | Page | Part#         | Page | Part#            | Page |
|---------------|------|-----------------|------|---------------|------|------------------|------|
| CGA-200-A1    | 391  | CGC-125-B1      | 398  | CGD-800-A1    | 391  | CGF-250-A1       | 392  |
| CGA-200-B1    | 398  | CGC-125-PP      | 394  | CGD-3020-A    | 393  | CGF-250-B1       | 399  |
| CGA-200-PP    | 394  | CGC-125-SS1     | 396  | CGD-4030-A    | 393  | CGF-300-A1       | 392  |
| CGA-200-SS1   | 396  | CGC-150-A1      | 391  | CGDSL-200-A1  | 401  | CGF-300-B1       | 399  |
| CGA-250-A1    | 391  | CGC-150-B1      | 398  | CGDSL-200-SS1 | 402  | CGF-300-PP       | 395  |
| CGA-250-SS1   | 396  | CGC-150CR-A1    | 403  | CGDSL-300-A1  | 401  | CGF-300-SS1      | 397  |
| CGA-300-A1    | 391  | CGC-150CR-SS1   | 403  | CGDSL-300-SS1 | 402  | CGF-400-A1       | 392  |
| CGA-300-B1    | 398  | CGC-150-PP      | 394  | CGDSL-400-A1  | 401  | CGF-400-B1       | 399  |
| CGA-300-PP    | 394  | CGC-150-SS1     | 396  | CGDSL-400-SS1 | 402  | CGF-400-PP       | 395  |
| CGA-300-SS1   | 396  | CGC-200-A1      | 391  | CGDSL-600-A1  | 401  | CGF-400-SS1      | 397  |
| CGA-400-A1    | 391  | CGC-200-B1      | 398  | CGDSL-600-SS1 | 402  | CGF-500-A1       | 392  |
| CGA-400-B1    | 398  | CGC-200CR-A1    | 403  | CGE-050-A1    | 392  | CGF-600-A1       | 392  |
| CGA-400-PP    | 394  | CGC-200CR-SS1   | 403  | CGE-050-PP    | 395  | CGF-600-SS1      | 397  |
| CGA-400-SS1   | 396  | CGC-200-PP      | 394  | CGE-050-SS1   | 397  | CGF-800-A1       | 392  |
| CGA-500-A1    | 391  | CGC-200-SS1     | 396  | CGE-075-A1    | 392  | CNFL-200CR-S     | 409  |
| CGA-600-A1    | 391  | CGC-200-SS1     | 396  | CGE-075-B1    | 399  | CNFL-200CR-SS316 | 409  |
| CGA-600-B1    | 398  | CGC-250-A1      | 391  | CGE-075-PP    | 395  | CNFL-300CR-S     | 409  |
| CGA-600-SS1   | 396  | CGC-250-B1      | 398  | CGE-075-SS1   | 397  | CNFL-300CR-SS316 | 409  |
| CGA-800-A1    | 391  | CGC-250CR-A1    | 403  | CGE-100-A1    | 392  | CNFL-400CR-S     | 409  |
| CGA-3040-A    | 393  | CGC-250-SS1     | 396  | CGE-100-B1    | 399  | CNFL-400CR-SS316 | 409  |
| CGA-4030-A    | 393  | CGC-300-A1      | 391  | CGE-100CR-SS1 | 403  | CNFL-600CR-S     | 409  |
| CGASV-300-A   | 393  | CGC-300-B1      | 398  | CGE-100-PP    | 395  | CNFL-600CR-SS316 | 409  |
| CGB-050-A1    | 391  | CGC-300CR-A1    | 403  | CGE-100-SS1   | 397  | CNG-200CR-SP     | 409  |
| CGB-050-PP    | 394  | CGC-300CR-SS1   | 403  | CGE-125-A1    | 392  | CNG-200CR-SS316  | 409  |
| CGB-050-SS1   | 396  | CGC-300-PP      | 394  | CGE-125-PP    | 395  | CNG-200-S        | 406  |
| CGB-075-A1    | 391  | CGC-300-SS1     | 396  | CGE-125-SS1   | 397  | CNG-200-SP       | 406  |
| CGB-075-PP    | 394  | CGC-400-A1      | 391  | CGE-150-A1    | 392  | CNG-250CR-SS316  | 409  |
| CGB-075-SS1   | 396  | CGC-400-B1      | 398  | CGE-150-B1    | 399  | CNG-300CR-SP     | 409  |
| CGB-100-A1    | 391  | CGC-400CR-A1    | 403  | CGE-150CR-A1  | 403  | CNG-300CR-SS316  | 409  |
| CGB-100-B1    | 398  | CGC-400CR-SS1   | 403  | CGE-150CR-SS1 | 403  | CNG-300-S        | 406  |
| CGB-100-PP    | 394  | CGC-400-PP      | 394  | CGE-150-PP    | 395  | CNG-300-SP       | 406  |
| CGB-100-SS1   | 396  | CGC-400-SS1     | 396  | CGE-150-SS1   | 397  | CNG-400CR-SP     | 409  |
| CGB-125-A1    | 391  | CGC-500-A1      | 391  | CGE-200-A1    | 392  | CNG-400CR-SS316  | 409  |
| CGB-125-B1    | 398  | CGC-600-A1      | 391  | CGE-200-B1    | 399  | CNG-400CS-S      | 408  |
| CGB-125-PP    | 394  | CGC-600CR-A1    | 403  | CGE-200CR-A1  | 403  | CNG-400CS-SP     | 408  |
| CGB-125-SS1   | 396  | CGC-600-SS1     | 396  | CGE-200CR-SS1 | 403  | CNG-400-S        | 406  |
| CGB-150-A1    | 391  | CGC-800-A1      | 391  | CGE-200-PP    | 395  | CNG-400-SP       | 406  |
| CGB-150-B1    | 398  | CGCSL-200CR-A1  | 401  | CGE-200-SS1   | 397  | CNG-600CR-SP     | 409  |
| CGB-150-PP    | 394  | CGCSL-200CR-SS1 | 402  | CGE-250-A1    | 392  | CNG-600CS-S      | 408  |
| CGB-150-SS1   | 396  | CGCSL-300CR-A1  | 401  | CGE-250CR-A1  | 403  | CNG-600CS-SP     | 408  |
| CGB-200-A1    | 391  | CGCSL-300CR-SS1 | 402  | CGE-300-A1    | 392  | CNG-600-S        | 406  |
| CGB-200-B1    | 398  | CGCSL-400CR-A1  | 401  | CGE-300-B1    | 399  | CNG-600-SP       | 406  |
| CGB-200-PP    | 394  | CGCSL-400CR-SS1 | 402  | CGE-300CR-A1  | 403  | CNG-800CS-S      | 408  |
| CGB-200-SS1   | 396  | CGCSL-600CR-A1  | 401  | CGE-300CR-SS1 | 403  | CNG-800CS-SP     | 408  |
| CGB-250-A1    | 391  | CGD-050-A1      | 391  | CGE-300-PP    | 395  | CNL-200CR-SP     | 408  |
| CGB-250-B1    | 398  | CGD-050-B1      | 398  | CGE-300-SS1   | 397  | CNL-250CR-SP     | 408  |
| CGB-250-SS1   | 396  | CGD-050-PP      | 394  | CGE-400-A1    | 392  | CNL-300CR-SP     | 408  |
| CGB-300-A1    | 391  | CGD-050-SS1     | 396  | CGE-400-B1    | 399  | CNL-400CR-SP     | 408  |
| CGB-300-B1    | 398  | CGD-075-A1      | 391  | CGE-400CR-A1  | 403  | CNSC-300CR-SP    | 409  |
| CGB-300-PP    | 394  | CGD-075-B1      | 398  | CGE-400CR-SS1 | 403  | CNSC-400CR-SP    | 409  |
| CGB-300-SS1   | 396  | CGD-075-PP      | 394  | CGE-400-PP    | 395  | CNT-100CR-SP     | 408  |
| CGB-400-A1    | 391  | CGD-075-SS1     | 396  | CGE-400-SS1   | 397  | CNT-100CR-SS316  | 408  |
| CGB-400-B1    | 398  | CGD-100-A1      | 391  | CGE-500-A1    | 392  | CNT-125CR-SP     | 408  |
| CGB-400-PP    | 394  | CGD-100-B1      | 398  | CGE-600-A1    | 392  | CNT-125CR-SS316  | 408  |
| CGB-400-SS1   | 396  | CGD-100-PP      | 394  | CGE-600CR-A1  | 403  | CNT-150CR-SP     | 408  |
| CGB-500-A1    | 391  | CGD-100-SS1     | 396  | CGE-600-SS1   | 397  | CNT-150CR-SS316  | 408  |
| CGB-600-A1    | 391  | CGD-125-A1      | 391  | CGE-800-A1    | 392  | CNT-200CR-SP     | 408  |
| CGB-800-A1    | 391  | CGD-125-B1      | 398  | CGF-050-A1    | 392  | CNT-200CR-SS316  | 408  |
| CGB-3020-A    | 393  | CGD-125-PP      | 394  | CGF-050-B1    | 399  | CNT-250CR-SP     | 408  |
| CGB-3040-A    | 393  | CGD-125-SS1     | 396  | CGF-050-PP    | 395  | CNT-250CR-SS316  | 408  |
| CGBSL-200-A1  | 401  | CGD-150-A1      | 391  | CGF-050-SS1   | 397  | CNT-300CR-SP     | 408  |
| CGBSL-200-SS1 | 402  | CGD-150-B1      | 398  | CGF-075-A1    | 392  | CNT-300CR-SS316  | 408  |
| CGBSL-300-A1  | 401  | CGD-150-PP      | 394  | CGF-075-B1    | 399  | CNT-400CR-SP     | 408  |
| CGBSL-300-SS1 | 402  | CGD-150-SS1     | 396  | CGF-075-PP    | 395  | CNT-400CR-SS316  | 408  |
| CGBSL-400-A1  | 401  | CGD-200-A1      | 391  | CGF-075-SS1   | 397  | CNT-400CS-S      | 408  |
| CGBSL-400-SS1 | 402  | CGD-200-B1      | 398  | CGF-100-A1    | 392  | CNT-400CS-SP     | 408  |
| CGC-050-A1    | 391  | CGD-200-PP      | 394  | CGF-100-B1    | 399  | CNT-600CR-SP     | 408  |
| CGC-050-B1    | 398  | CGD-200-SS1     | 396  | CGF-100-PP    | 395  | CNT-600CR-SS316  | 408  |
| CGC-050-PP    | 394  | CGD-250-A1      | 391  | CGF-100-SS1   | 397  | CNT-600CS-S      | 408  |
| CGC-050-SS1   | 396  | CGD-250-SS1     | 396  | CGF-125-A1    | 392  | CNT-600CS-SP     | 408  |
| CGC-075-A1    | 391  | CGD-300-A1      | 391  | CGF-125-PP    | 395  | CNT-600-S        | 405  |
| CGC-075-B1    | 398  | CGD-300-B1      | 398  | CGF-125-SS1   | 397  | CNT-800CS-S      | 408  |
| CGC-075-PP    | 394  | CGD-300-PP      | 394  | CGF-150-A1    | 392  | CNT-800CS-SP     | 408  |
| CGC-075-SS1   | 396  | CGD-300-SS1     | 396  | CGF-150-B1    | 399  | CNTB-200CR-S     | 409  |
| CGC-100-A1    | 391  | CGD-400-A1      | 391  | CGF-150-PP    | 395  | CNTB-200CR-SS316 | 409  |
| CGC-100-B1    | 398  | CGD-400-B1      | 398  | CGF-150-SS1   | 397  | CNTB-300CR-S     | 409  |
| CGC-100CR-SS1 | 403  | CGD-400-SS1     | 396  | CGF-200-A1    | 392  | CNTB-300CR-SS316 | 409  |
| CGC-100-PP    | 394  | CGD-500-A1      | 391  | CGF-200-B1    | 399  | CNTB-400CR-S     | 409  |
| CGC-100-SS1   | 396  | CGD-500-SS1     | 396  | CGF-200-PP    | 395  | CNTB-400CR-SS316 | 409  |
| CGC-125-A1    | 391  | CGD-600-A1      | 391  | CGF-200-SS1   | 397  | CNTB-600CR-S     | 409  |
| CGC-125-B1    | 398  | CGD-600-SS1     | 396  |               |      |                  |      |

## NUMERICAL INDEX

| Part#            | Page | Part#           | Page | Part#            | Page | Part#       | Page |
|------------------|------|-----------------|------|------------------|------|-------------|------|
| CNTB-600CR-SS316 | 409  | CSL-15202-SP    | 457  | CSL-40414-SP     | 459  | DX251540    | 488  |
| CPHL-03          | 474  | CSL-15202S-SP   | 457  | CSL-40414S-SP    | 459  | DX251550    | 488  |
| CPHL-04          | 474  | CSL-15203-SP    | 457  | CSL-40415-SP     | 459  | DX251560    | 488  |
| CPHL-05          | 474  | CSL-15204-SP    | 457  | CSL-40500-SP     | 459  | DX252530    | 488  |
| CPHL-06          | 474  | CSL-15205-SP    | 457  | CSL-40500S-SP    | 459  | DX252540    | 488  |
| CPHL-07          | 474  | CSL-15206-SP    | 457  | CSL-60604-SP     | 459  | DX252550    | 488  |
| CPHL-08          | 474  | CSL-20204-SP    | 457  | CSL-60606-SP     | 459  | DX252560    | 488  |
| CPHL-09          | 474  | CSL-20206-SP    | 457  | CSL-60608-SP     | 459  | DX254030    | 488  |
| CPHL-10          | 474  | CSL-20206-SS304 | 461  | CSL-60610-SP     | 459  | DX254040    | 488  |
| CPHL-11          | 474  | CSL-20206S-SP   | 457  | CSL-60612-SP     | 459  | DX254050    | 488  |
| CPHL-12          | 474  | CSL-20207-SP    | 457  | CSL-60614-SP     | 459  | DX254060    | 488  |
| CPHL-14          | 474  | CSL-20207-SS304 | 461  | CSL-60700-SP     | 459  | DX256500    | 488  |
| CPHL-16          | 474  | CSL-20207S-SP   | 457  | CSL-60702-SP     | 459  | DX259520    | 488  |
| CPHL-18          | 474  | CSL-20208-SP    | 457  | CSL-60704-SP     | 459  | DX259530    | 488  |
| CPHL-20          | 474  | CSL-20208-SS304 | 461  | CSL-80812-SP     | 459  | DX259540    | 488  |
| CPHLS-04         | 474  | CSL-20209-A     | 455  | CSL-80900-SP     | 459  | DX259550    | 488  |
| CPHLS-05         | 474  | CSL-20209-SP    | 457  | CSL-80904-SP     | 459  | DX259560    | 488  |
| CPHLS-06         | 474  | CSL-20209-SS304 | 461  | CSL-80908-SP     | 459  | DX259570    | 488  |
| CPHLS-07         | 474  | CSL-20209S-SP   | 457  | CSL-100108-SP    | 460  | DX722530    | 489  |
| CPHLS-08         | 474  | CSL-20210-A     | 455  | CSL-100114-SP    | 460  | DX722540    | 489  |
| CPHLS-09         | 474  | CSL-20210-SP    | 457  | DA-2015-A        | 393  | DX722550    | 489  |
| CPHLS-10         | 474  | CSL-20210-SS304 | 461  | DA-2030-A        | 393  | DX723230    | 489  |
| CPHLS-11         | 474  | CSL-20210S-SP   | 457  | DA-3015-A        | 393  | DX723240    | 489  |
| CPHLS-12         | 474  | CSL-20211-A     | 455  | DA-3020-A        | 393  | DX723250    | 489  |
| CPHLS-14         | 474  | CSL-20211-SP    | 457  | DA-3040-A        | 393  | DX723260    | 489  |
| CPHLS-16         | 474  | CSL-20211-SS304 | 461  | DA-4030-A        | 393  | DX724030    | 489  |
| CPHLS-18         | 474  | CSL-20211S-SP   | 457  | DA-6040-A        | 393  | DX724040    | 489  |
| CPHLS-20         | 474  | CSL-20212-SP    | 457  | DD-2020-A        | 393  | DX724050    | 489  |
| CPHLS-24         | 474  | CSL-20212-SS304 | 461  | DD-2030-A        | 393  | DX724060    | 489  |
| CPHLS-28         | 474  | CSL-20213-SP    | 457  | DD-3030-A        | 393  | DX725030    | 489  |
| CPHLS-32         | 474  | CSL-20214-SP    | 457  | DD-3040-A        | 393  | DX725040    | 489  |
| CRPVC-019        | 422  | CSL-20214-SS304 | 461  | DD-4040-A        | 393  | DX725050    | 489  |
| CRPVC-025        | 422  | CSL-20215-SP    | 457  | DURFL-200        | 438  | DX725060    | 489  |
| CRPVC-025-100    | 422  | CSL-20300-SP    | 457  | DURFL-200-CCASSP | 438  | EPDM-150    | 428  |
| CRPVC-031        | 422  | CSL-25302-SP    | 458  | *DURFL-300       | 438  | EPDM-200    | 428  |
| CRPVC-031-100    | 422  | CSL-25306-SP    | 458  | DURFL-300-CCASSP | 438  | EPDM-300    | 428  |
| *CRPVC-038       | 422  | CSL-30304-SP    | 458  | *DURFL-400       | 438  | EPDM-400    | 428  |
| CRPVC-038-100    | 422  | CSL-30306-SP    | 458  | DURFL-400-CASSP  | 438  | F38         | 476  |
| *CRPVC-050       | 422  | CSL-30306S-SP   | 458  | DURFL-400-CCASSP | 438  | F40         | 476  |
| *CRPVC-050-100   | 422  | CSL-30307-SP    | 458  | *DURFL-600       | 438  | F100        | 476  |
| CRPVC-063        | 422  | CSL-30308-SP    | 458  | DURFL-600-CASSP  | 438  | FE-025-SP   | 411  |
| CRPVC-063-100    | 422  | CSL-30308S-SP   | 458  | DX35TR25         | 489  | FE-038-SP   | 411  |
| CRPVC-075        | 422  | CSL-30309-SP    | 458  | DX35TR38         | 489  | FE-050-SP   | 411  |
| CRPVC-075-100    | 422  | CSL-30309-SS304 | 461  | DX4324           | 490  | FE-075-SP   | 411  |
| *CRPVC-100       | 422  | CSL-30309S-SP   | 458  | DX4336           | 490  | FE-100-SP   | 411  |
| *CRPVC-100-100   | 422  | CSL-30310-A     | 455  | DX4424           | 490  | FE-125-SP   | 411  |
| CRPVC-125        | 422  | CSL-30310-SP    | 458  | DX4436           | 490  | FE-150-SP   | 411  |
| CRPVC-150        | 422  | CSL-30310-SS304 | 461  | DX4524VG         | 490  | FE-200-SP   | 411  |
| CRPVC-200        | 422  | CSL-30310S-SP   | 458  | DX4536VG         | 490  | FF1F        | 555  |
| CSL-05100S-SP    | 456  | CSL-30311-SP    | 458  | DX5005           | 490  | FF1M        | 555  |
| CSL-05100S-SS304 | 460  | CSL-30311-SS304 | 461  | DX5006           | 490  | FF12F       | 555  |
| CSL-08102S-SP    | 456  | CSL-30311S-SP   | 458  | DX5022           | 490  | FF12M       | 555  |
| CSL-08104-SS304  | 460  | CSL-30312-SP    | 458  | DX5090           | 490  | FF14F       | 555  |
| CSL-08104S-SS304 | 460  | CSL-30312-SS304 | 461  | DX5190           | 490  | FF14M       | 555  |
| CSL-08105S-SP    | 456  | CSL-30312S-SP   | 458  | DX5197           | 490  | FF34F       | 555  |
| CSL-08106-SP     | 456  | CSL-30313-A     | 455  | DX60092          | 489  | FF34M       | 555  |
| CSL-10107-SP     | 456  | CSL-30313-SP    | 458  | DX140030MG       | 488  | FF38F       | 555  |
| CSL-10107S-SP    | 456  | CSL-30313-SS304 | 461  | DX140040MG       | 488  | FF38M       | 555  |
| CSL-10108-SP     | 456  | CSL-30313S-SP   | 458  | DX140050MG       | 488  | FF1234F     | 555  |
| CSL-10108-SS304  | 460  | CSL-30314-A     | 455  | DX140060MG       | 488  | FF1234M     | 555  |
| CSL-10108S-SP    | 456  | CSL-30314-SP    | 458  | DX141530MG       | 488  | FF3416F     | 555  |
| CSL-10109-SP     | 456  | CSL-30314-SS304 | 461  | DX141540MG       | 488  | FF3416M     | 555  |
| CSL-10109S-SP    | 456  | CSL-30314S-SP   | 458  | DX141550MG       | 488  | FF3812F     | 555  |
| CSL-10109S-SS304 | 460  | CSL-30315-A     | 455  | DX141560MG       | 488  | FF3812M     | 555  |
| CSL-10110-SP     | 456  | CSL-30400-SP    | 458  | DX141570MG       | 488  | FLX-075     | 429  |
| CSL-10110-SS304  | 460  | CSL-40406-SP    | 459  | DX142530MG       | 488  | FLX-100     | 429  |
| CSL-10110S-SS304 | 460  | CSL-40408-SP    | 459  | DX142540MG       | 488  | FLX-150     | 429  |
| CSL-10111-SP     | 456  | CSL-40409-SP    | 459  | DX142550MG       | 488  | FLX-200     | 429  |
| CSL-10111S-SP    | 456  | CSL-40410-SP    | 459  | DX142560MG       | 488  | FLX-300     | 429  |
| CSL-10112-SP     | 456  | CSL-40410S-SP   | 459  | DX142570MG       | 488  | FLX-400     | 429  |
| CSL-10112-SS304  | 460  | CSL-40411-A     | 455  | DX144030MG       | 488  | FLXS-100    | 429  |
| CSL-13113S-SP    | 456  | CSL-40411-SP    | 459  | DX144040MG       | 488  | FLXS-200    | 429  |
| CSL-13113S-SS304 | 461  | CSL-40411S-SP   | 459  | DX144050MG       | 488  | FLXS-300    | 429  |
| CSL-13114-SS304  | 461  | CSL-40412-A     | 455  | DX144060MG       | 488  | FLXS-400    | 429  |
| CSL-13114S-SP    | 456  | CSL-40412-SP    | 459  | DX144070MG       | 488  | FN-075      | 413  |
| CSL-15112-SP     | 457  | CSL-40412S-SP   | 488  | DX250030         | 488  | FN-075G     | 413  |
| CSL-15115-SP     | 457  | CSL-40413-A     | 455  | DX250040         | 488  | FN-100      | 413  |
| CSL-15200-SP     | 457  | CSL-40413-SP    | 459  | DX250050         | 488  | FN-150      | 413  |
| CSL-15201-SP     | 457  | CSL-40413S-SP   | 488  | DX250060         | 488  | FN-200      | 413  |
| CSL-15201-SS304  | 461  | CSL-40414-A     | 455  | DX251530         | 488  | FRAC400-300 | 433  |

NUMERICAL INDEX

| Part#       | Page | Part#      | Page | Part#        | Page | Part#            | Page |
|-------------|------|------------|------|--------------|------|------------------|------|
| FRAC400-400 | 433  | FS6802810  | 549  | FSO240366    | 546  | HAM100-1000-SET  | 415  |
| FRAC400-600 | 433  | FS25001010 | 547  | FSO240388    | 546  | HAM200-100-SET   | 415  |
| FS6400O44   | 548  | FS25001212 | 547  | FSO240664    | 546  | HAM200-200-SET   | 415  |
| FS6400O46   | 548  | FS25001616 | 547  | FSO240684    | 546  | HAM200-300-SET   | 415  |
| FS6400O64   | 548  | FS25002020 | 547  | FSO240686    | 546  | HAM200-400-SET   | 415  |
| FS6400O66   | 548  | FS25011012 | 547  | FSO240810    | 547  | HAM200-500-SET   | 415  |
| FS6400O68   | 548  | FS25011212 | 547  | FSO240812    | 547  | HAM206-200-SET   | 415  |
| FS6400O86   | 548  | FS25011216 | 547  | FSO240816    | 547  | HAM206-300-SET   | 415  |
| FS6400O88   | 548  | FS25011612 | 547  | FSO240820    | 547  | HAM206-400CR-SET | 415  |
| FS6400O108  | 548  | FS25011616 | 547  | FSO240824    | 547  | HAM206-400-SET   | 415  |
| FS6400O128  | 548  | FS25012016 | 547  | FSO2406106   | 546  | HAM206-500-SET   | 415  |
| FS6400O810  | 548  | FS25012020 | 547  | FSO2406108   | 546  | HAM206-600-SET   | 415  |
| FS6400O812  | 548  | FS25012424 | 547  | FSO2406126   | 546  | HAM206-800-SET   | 415  |
| FS6400O1010 | 548  | FS25031212 | 547  | FSO2406128   | 546  | HE-050CF-SP      | 407  |
| FS6400O1012 | 548  | FS25031616 | 547  | FSO2406168   | 546  | HE-075CF-SP      | 407  |
| FS6400O1210 | 548  | FS26031212 | 547  | FSO24031212  | 546  | HE-075CR-SP      | 407  |
| FS6400O1212 | 548  | FS26031616 | 547  | FSO24031616  | 546  | HE-100CF-SP      | 407  |
| FS6400O1216 | 548  | FS26032020 | 547  | FSO24032020  | 546  | HE-100CR-SP      | 407  |
| FS6400O1612 | 548  | FS26032424 | 547  | FSO24032424  | 546  | HE-101CF-SP      | 407  |
| FS6400O1616 | 548  | FS64021010 | 548  | FSO24061612  | 546  | HM-038-SP        | 410  |
| FS6400O1620 | 548  | FS64021212 | 548  | FSO24062012  | 546  | HM-050-S         | 410  |
| FS6400O2020 | 548  | FS64021616 | 548  | FSO24062016  | 546  | HM-050-SP        | 410  |
| FS6400O2024 | 548  | FS65001010 | 548  | FSO24062420  | 546  | HM-063-SP        | 410  |
| FS6400O2424 | 548  | FS65001212 | 548  | FUEL-025     | 426  | HM-075-S         | 410  |
| FS240344    | 548  | FS65001616 | 548  | FUEL-031     | 426  | HM-075-SP        | 410  |
| FS240364    | 548  | FS65002020 | 548  | FUEL-038     | 426  | HM-100-S         | 410  |
| FS240388    | 548  | FS65041010 | 549  | FV-200-DP    | 413  | HM-100-SP        | 410  |
| FS250044    | 547  | FS65041212 | 549  | FV-300-DP    | 413  | HM-125-S         | 410  |
| FS250066    | 547  | FS65041616 | 549  | FV-400-DP    | 413  | HM-125-SP        | 410  |
| FS250088    | 547  | FS65042020 | 549  | FV-600-DP    | 413  | HM-150-S         | 410  |
| FS250142    | 547  | FS68011010 | 549  | GE3L1NPT     | 284  | HM-150-SP        | 410  |
| FS250144    | 547  | FS68011012 | 549  | GE3L06SAE    | 284  | HM-200-S         | 410  |
| FS250164    | 547  | FS68011210 | 549  | GE3L08SAE    | 284  | HM-200-SP        | 410  |
| FS250166    | 547  | FS68011212 | 549  | GE3L12NPT    | 284  | HM-250-SP        | 410  |
| FS250186    | 547  | FS68011216 | 549  | GE3L12SAE    | 284  | HM-300-S         | 410  |
| FS250188    | 547  | FS68011612 | 549  | GE3L14NPT    | 284  | HM-300-SP        | 410  |
| FS250342    | 547  | FS68011616 | 549  | GE3L16SAE    | 284  | HM-400-SP        | 410  |
| FS250344    | 547  | FS68011620 | 549  | GE3L34NPT    | 284  | HM-600-S         | 410  |
| FS250364    | 547  | FS68012016 | 549  | GE3L38NPT    | 284  | HM-600-SP        | 410  |
| FS250366    | 547  | FS68012020 | 549  | GE21NPT      | 284  | HN-075-B         | 414  |
| FS250386    | 547  | FS68012424 | 549  | GE204SAE     | 284  | HN-100-B         | 414  |
| FS250388    | 547  | FS68021010 | 549  | GE206SAE     | 284  | HN-125-B         | 414  |
| FS260344    | 547  | FS68021212 | 549  | GE208SAE     | 284  | HN-250-B         | 414  |
| FS260366    | 547  | FS68021616 | 549  | GE212NPT     | 284  | HN12F            | 554  |
| FS260388    | 547  | FS68022020 | 549  | GE212SAE     | 284  | HN12FB           | 554  |
| FS270044    | 548  | FS68091212 | 549  | GE214NPT     | 284  | HN12M            | 554  |
| FS640244    | 548  | FSO304C4   | 546  | GE216SAE     | 284  | HN12MB           | 554  |
| FS640266    | 548  | FSO304C6   | 546  | GE234NPT     | 284  | HN14F            | 554  |
| FS640288    | 548  | FSO304C8   | 546  | GE238NPT     | 284  | HN14FB           | 554  |
| FS650044    | 548  | FSO304C10  | 546  | GE2112TNPT*  | 284  | HN14M            | 554  |
| FS650066    | 548  | FSO304C12  | 546  | GE2114TNPT*  | 284  | HN14MB           | 554  |
| FS650088    | 548  | FSO304C16  | 546  | GJM-050-SP   | 412  | HN14MB           | 554  |
| FS650444    | 549  | FSO304C20  | 546  | GJM-075-SP   | 412  | HN14MB           | 554  |
| FS650466    | 549  | FSO304C24  | 546  | GJM-100-SP   | 412  | HN14MB           | 554  |
| FS650488    | 549  | FSO3064    | 546  | GJM-125CR-DP | 407  | HN14MB           | 554  |
| FS680144    | 549  | FSO3066    | 546  | GJM-125-DP   | 412  | HN14MB           | 554  |
| FS680146    | 549  | FSO3068    | 546  | GJM-150CR-DP | 407  | HN14MB           | 554  |
| FS680164    | 549  | FSO3184    | 545  | GJM-200CR-DP | 407  | HN14MB           | 554  |
| FS680166    | 549  | FSO3186    | 545  | GJM-250CR-DP | 407  | HN14MB           | 554  |
| FS680168    | 549  | FSO3188    | 545  | GJM-300CR-DP | 407  | HN14MB           | 554  |
| FS680186    | 549  | FSO3194    | 545  | GJM-400CR-SP | 407  | HN14MB           | 554  |
| FS680188    | 549  | FSO3196    | 545  | GJM-400CR-SP | 407  | HN14MB           | 554  |
| FS680244    | 549  | FSO3198    | 545  | GJM-400CR-SP | 407  | HN14MB           | 554  |
| FS680264    | 549  | FSO24084   | 547  | GJM-400CR-SP | 407  | HN14MB           | 554  |
| FS680266    | 549  | FSO24086   | 547  | GJM-400CR-SP | 407  | HN14MB           | 554  |
| FS680268    | 549  | FSO24088   | 547  | GJM-400CR-SP | 407  | HN14MB           | 554  |
| FS680286    | 549  | FSO30610   | 546  | GJM-400CR-SP | 407  | HN14MB           | 554  |
| FS680288    | 549  | FSO30612   | 546  | GJM-400CR-SP | 407  | HN14MB           | 554  |
| FS680444    | 549  | FSO30616   | 546  | GJM-400CR-SP | 407  | HN14MB           | 554  |
| FS680466    | 549  | FSO30620   | 546  | GJM-400CR-SP | 407  | HN14MB           | 554  |
| FS680488    | 549  | FSO30624   | 546  | GJM-400CR-SP | 407  | HN14MB           | 554  |
| FS680944    | 549  | FSO31810   | 545  | GJM-400CR-SP | 407  | HN14MB           | 554  |
| FS680966    | 549  | FSO31812   | 545  | GJM-400CR-SP | 407  | HN14MB           | 554  |
| FS680988    | 549  | FSO31816   | 545  | GJM-400CR-SP | 407  | HN14MB           | 554  |
| FS2501108   | 547  | FSO31820   | 545  | GJM-400CR-SP | 407  | HN14MB           | 554  |
| FS2501128   | 547  | FSO31910   | 545  | GJM-400CR-SP | 407  | HN14MB           | 554  |
| FS2501812   | 547  | FSO31912   | 545  | GJM-400CR-SP | 407  | HN14MB           | 554  |
| FS6801108   | 549  | FSO31916   | 545  | GJM-400CR-SP | 407  | HN14MB           | 554  |
| FS6801810   | 549  | FSO31920   | 545  | GJM-400CR-SP | 407  | HN14MB           | 554  |
| FS6801812   | 549  | FSO240344  | 546  | GJM-400CR-SP | 407  | HN14MB           | 554  |

## NUMERICAL INDEX

| Part#            | Page | Part#             | Page | Part#          | Page | Part#        | Page |
|------------------|------|-------------------|------|----------------|------|--------------|------|
| JACK-075R-CUASSP | 423  | NV1M              | 556  | *SATG-200      | 440  | SS318-10     | 567  |
| KZEB14PF         | 556  | NV12F             | 556  | SATG-250       | 440  | SS318-12     | 567  |
| KZEB14SM         | 556  | NV12M             | 556  | *SATG-300      | 440  | SS318-16     | 567  |
| KZEB38PF         | 556  | NV14F             | 556  | SATG-400       | 440  | SS318-20     | 567  |
| KZEB38SM         | 556  | NV14M             | 556  | *SATO-200      | 440  | SS318-24     | 567  |
| KZEB38SM         | 556  | NV34F             | 556  | *SATO-300      | 440  | SS318-32     | 567  |
| LSQVEP1PF        | 555  | NV34M             | 556  | SATO-400       | 440  | SS319-04     | 567  |
| LSQVEP1SF        | 555  | NV38F             | 556  | SATW-100       | 441  | SS319-06     | 567  |
| LSQVEP12PF       | 555  | NV38M             | 556  | SATW-125       | 441  | SS319-08     | 567  |
| LSQVEP12SF       | 555  | OETP-1098         | 476  | SATW-150       | 441  | SS319-10     | 567  |
| LSQVEP20PF       | 555  | OILVC-200         | 432  | SATW-200       | 441  | SS319-12     | 567  |
| LSQVEP20SF       | 555  | OILVC-300         | 432  | SATW-300       | 441  | SS319-16     | 567  |
| LSQVEP24PF       | 555  | OILVC-400         | 432  | SATW-400       | 441  | SS319-20     | 567  |
| LSQVEP24SF       | 555  | OILVS-150         | 431  | SATW-600       | 441  | SS319-24     | 567  |
| LSQVEP34PF       | 555  | OILVS-200         | 431  | SB-200-SP      | 413  | SS319-32     | 567  |
| LSQVEP34SF       | 555  | OILVS-300         | 431  | SB-300-SP      | 413  | SS1404-04-04 | 566  |
| M10DC-86         | 471  | OILVS-400         | 431  | SBB-075-50     | 428  | SS1404-04-06 | 566  |
| M10DC-92         | 471  | OILVS-600         | 431  | SBB-075-100    | 428  | SS1404-06-06 | 566  |
| M10DC-104        | 471  | OPPWB-063-150GH50 | 446  | SBB-125-50S    | 428  | SS1404-06-08 | 566  |
| M10DC-113        | 471  | OPPWB-075-150GH50 | 446  | SBB-125-100S   | 428  | SS1404-08-08 | 566  |
| M10DC-122        | 471  | OPPWR-063-150GH50 | 446  | SBB-150-50     | 428  | SS1404-12-12 | 566  |
| M10DC-131        | 471  | OPPWR-075-150GH50 | 446  | SBB-300        | 428  | SS1404-16-16 | 566  |
| M10DC-140        | 471  | P300              | 476  | SC-200R-SP*    | 471  | SS1405-04-04 | 566  |
| M10DC-149        | 471  | P-1520-000-TEE    | 55   | SC-300R-SP*    | 471  | SS1405-06-06 | 566  |
| M10DC-162        | 471  | P-1521-000-EL     | 55   | SC-400R-SP*    | 471  | SS1405-08-08 | 566  |
| M10DC-175        | 471  | P-1522-000        | 55   | SC-600R-SP*    | 471  | SS1405-12-12 | 566  |
| M10DC-188        | 471  | PDB250-200        | 434  | SCR-300-SS304  | 413  | SS1405-16-16 | 566  |
| M10DC-200        | 471  | PDB250-300        | 434  | SCR-400-SS304  | 413  | SS2403-04-04 | 568  |
| M10DC-220        | 471  | PDB250-400        | 434  | SL-200-SP      | 413  | SS2403-05-05 | 568  |
| M10DC-240        | 471  | PDB250-600        | 434  | SL-300-SP      | 413  | SS2403-06-04 | 568  |
| M10DC-260        | 471  | PDR-125           | 433  | SR-200-SP      | 413  | SS2403-06-06 | 568  |
| M10DC-280        | 471  | PDR-150           | 433  | SR-250-SP      | 413  | SS2403-08-04 | 568  |
| M10DC-300        | 471  | PDR-300           | 433  | SR-300-SP      | 413  | SS2403-08-06 | 568  |
| M10DC-325        | 471  | PDR-400           | 433  | SR-400-SP      | 413  | SS2403-08-08 | 568  |
| M10DC-350        | 471  | PDR-600           | 433  | SR-600-SP      | 413  | SS2403-10-08 | 568  |
| M10DC-375        | 471  | PF-200-AD         | 412  | SR-800-SP      | 413  | SS2403-10-10 | 568  |
| M10DC-400        | 471  | PF-300-AD         | 412  | SS43-04-04FJ   | 580  | SS2403-12-04 | 568  |
| M10DC-425        | 471  | PL-200-AD         | 412  | SS43-04-04FJ45 | 581  | SS2403-12-06 | 568  |
| M10DC-450        | 471  | PL-300-AD         | 412  | SS43-04-04FJ90 | 580  | SS2403-12-08 | 568  |
| MB4004           | 558  | PM-200-A          | 412  | SS43-04-04MP   | 580  | SS2403-12-12 | 568  |
| MB4006           | 558  | PM-300-A          | 412  | SS43-04-06FJ   | 580  | SS2403-16-12 | 568  |
| MB4008           | 558  | PON-025-B         | 425  | SS43-04-06FJ45 | 581  | SS2403-16-16 | 568  |
| MB4012           | 558  | PON-038-B         | 425  | SS43-04-06FJ90 | 580  | SS2403-20-20 | 568  |
| MB4016           | 558  | PON-050-B         | 425  | SS43-04-06MP   | 580  | SS2404-04-02 | 568  |
| ME-025-SP        | 411  | PON-063-B         | 425  | SS43-06-04FJ   | 580  | SS2404-04-04 | 568  |
| ME-050-SP        | 411  | PON-075-B         | 425  | SS43-06-04MP   | 580  | SS2404-04-06 | 568  |
| ME-050-SS        | 410  | PREM-125-250      | 424  | SS43-06-06FJ   | 580  | SS2404-04-08 | 568  |
| ME-075-B         | 410  | PREMR-038-300     | 424  | SS43-06-06FJ45 | 581  | SS2404-06-04 | 568  |
| ME-075-SP        | 411  | PREMR-050-300     | 424  | SS43-06-06FJ90 | 580  | SS2404-06-06 | 568  |
| ME-075-SS        | 410  | PREMR-075-300     | 424  | SS43-06-06MP   | 580  | SS2404-06-08 | 568  |
| ME-100-B         | 410  | PREMR-100-300     | 424  | SS43-06-08FJ   | 580  | SS2404-08-04 | 568  |
| ME-100-SP        | 411  | Push Ring         | 242  | SS43-08-08FJ   | 580  | SS2404-08-06 | 568  |
| ME-100-SS        | 410  | PWAG-038-50AS     | 448  | SS43-08-08FJ45 | 581  | SS2404-08-08 | 568  |
| ME-125-SS        | 410  | PWAG-038-100AS    | 448  | SS43-08-08FJ90 | 580  | SS2404-08-12 | 568  |
| ME-150-SS        | 410  | PWAG-038-200AS    | 448  | SS43-08-08MP   | 580  | SS2404-08-16 | 568  |
| ME-200-SS        | 410  | R88DB-12-DP*      | 471  | SS43-08-10FJ   | 580  | SS2404-10-08 | 568  |
| ME-250-SS        | 410  | R88DB-16-DP*      | 471  | SS43-10-08MP   | 580  | SS2404-12-08 | 568  |
| ME-300-SS        | 410  | R88DB-20-DP*      | 471  | SS43-10-10FJ   | 580  | SS2404-12-12 | 568  |
| ME-400-SS        | 410  | R88DB-24-DP*      | 471  | SS43-12-12FJ   | 580  | SS2404-12-16 | 568  |
| MFC12N           | 558  | R88DB-32-DP*      | 471  | SS43-12-12FJ45 | 581  | SS2404-16-08 | 568  |
| MFC34N           | 558  | RAIR-025-300BM45  | 445  | SS43-12-12FJ90 | 580  | SS2404-16-12 | 568  |
| MFC38N           | 558  | RAIR-038-300BM45  | 445  | SS43-12-12MP   | 580  | SS2404-16-16 | 568  |
| MMFC4NPT         | 557  | RAIR-050-300BM65  | 445  | SS43-16-16FJ   | 580  | SS2404-24-24 | 568  |
| MMFC6NPT         | 557  | *RSPVC-200        | 443  | SS43-16-16FJ90 | 580  | SS2404-32-32 | 568  |
| MMFC8NPT         | 557  | *RSPVC-300        | 443  | SS43-16-16MP   | 580  | SS2405-04-04 | 568  |
| MMFC12NPT        | 557  | *RSPVC-400        | 443  | SS304-C-04     | 567  | SS2405-06-04 | 568  |
| MMFC16NPT        | 557  | *RSPVC-600        | 443  | SS304-C-06     | 567  | SS2405-06-06 | 568  |
| MMFC20NPT        | 557  | SA-200-A          | 393  | SS304-C-08     | 567  | SS2405-08-08 | 568  |
| MMNV4NPT         | 557  | SA-300-A          | 393  | SS304-C-10     | 567  | SS2405-12-12 | 568  |
| MMNV6NPT         | 557  | SA-400-A          | 393  | SS304-C-12     | 567  | SS2405-16-16 | 568  |
| MMNV8NPT         | 557  | SA-2030-A         | 393  | SS304-C-16     | 567  | SS2405-20-20 | 568  |
| MMNV12NPT        | 557  | SA-3040-A         | 393  | SS306-04       | 570  | SS2406-06-04 | 569  |
| MMNV16NPT        | 557  | SAT-200           | 441  | SS306-06       | 570  | SS2406-08-04 | 569  |
| MXH-238          | 425  | SAT-300           | 441  | SS306-08       | 570  | SS2406-08-06 | 569  |
| MXH-250          | 425  | SAT-400           | 441  | SS306-10       | 570  | SS2406-10-08 | 569  |
| MXH-300          | 425  | SAT-600           | 441  | SS306-12       | 570  | SS2406-12-04 | 569  |
| MXH-350          | 425  | SATG-075          | 440  | SS306-16       | 570  | SS2406-12-06 | 569  |
| MXH-400          | 425  | *SATG-100         | 440  | SS318-04       | 567  | SS2406-12-08 | 569  |
| MXH-500          | 425  | *SATG-125         | 440  | SS318-06       | 567  | SS2406-16-04 | 569  |
| NV1F             | 556  | *SATG-150         | 440  | SS318-08       | 567  | SS2406-16-06 | 569  |

NUMERICAL INDEX

| Part#           | Page | Part#           | Page | Part#        | Page | Part#             | Page |
|-----------------|------|-----------------|------|--------------|------|-------------------|------|
| SS2406-16-08    | 569  | SS5405-04-04    | 573  | SS6400-06-10 | 576  | SS6802-04-04      | 579  |
| SS2406-16-12    | 569  | SS5405-04-06    | 573  | SS6400-08-06 | 576  | SS6802-06-06      | 579  |
| SS2408-04       | 569  | SS5405-04-08    | 573  | SS6400-08-08 | 576  | SS6802-08-08      | 579  |
| SS2408-06       | 569  | SS5405-06-06    | 573  | SS6400-08-10 | 576  | SS6802-12-12      | 579  |
| SS2408-08       | 569  | SS5405-06-08    | 573  | SS6400-08-12 | 576  | SS6802-16-16      | 579  |
| SS2408-10       | 569  | SS5405-06-12    | 573  | SS6400-12-08 | 576  | SS250342          | 570  |
| SS2408-12       | 569  | SS5405-08-08    | 573  | SS6400-12-12 | 576  | SS250384          | 570  |
| SS2408-16       | 569  | SS5405-08-12    | 573  | SS6400-12-16 | 576  | SS25030608        | 570  |
| SS2408-20       | 569  | SS5405-08-16    | 573  | SS6400-16-12 | 576  | SS25031612        | 570  |
| SS2500-06-06    | 569  | SS5405-12-12    | 573  | SS6400-16-16 | 576  | SSCN-04           | 572  |
| SS2501-04-02    | 569  | SS5405-12-16    | 573  | SS6400-16-20 | 576  | SSCN-06           | 572  |
| SS2501-04-04    | 569  | SS5405-16-16    | 573  | SS6400-20-20 | 576  | SSCN-08           | 572  |
| SS2501-04-06    | 569  | SS5406-04-02    | 573  | SS6402-04-04 | 576  | SSCN-12           | 572  |
| SS2501-06-04    | 569  | SS5406-06-04    | 573  | SS6402-06-06 | 576  | SSCN-16           | 572  |
| SS2501-06-06    | 569  | SS5406-08-04    | 573  | SS6402-08-08 | 576  | SSCN-20           | 572  |
| SS2501-08-08    | 569  | SS5406-08-06    | 573  | SS6402-12-12 | 576  | SSWO-04FJ         | 579  |
| SS2501-12-12    | 569  | SS5406-12-04    | 573  | SS6402-16-16 | 576  | SSWO-06FJ         | 579  |
| SS2501-16-16    | 569  | SS5406-12-06    | 573  | SS6405-04-04 | 576  | SSWO-08FJ         | 579  |
| SS2502-04-04    | 570  | SS5406-12-08    | 573  | SS6405-06-04 | 576  | SSWO-12FJ         | 579  |
| SS2502-06-06    | 570  | SS5406-16-04    | 573  | SS6405-06-06 | 576  | SSWO-16FJ         | 579  |
| SS2502-08-04    | 570  | SS5406-16-06    | 573  | SS6405-08-08 | 576  | SSWO-20FJ         | 579  |
| SS2502-08-06    | 570  | SS5406-16-08    | 573  | SS6405-12-08 | 576  | SSWO-24FJ         | 579  |
| SS2502-08-08    | 570  | SS5406-16-12    | 573  | SS6405-12-12 | 576  | SSWO-32FJ         | 579  |
| SS2502-10-08    | 570  | SS5406-20-12    | 573  | SS6405-16-16 | 576  | ST250-075-50      | 435  |
| SS2502-12-12    | 570  | SS5406-20-16    | 573  | SS6408-04    | 577  | ST250-075-100     | 435  |
| SS2502-16-12    | 570  | SS5406-C-04     | 574  | SS6408-06    | 577  | ST250-100-50      | 435  |
| SS2502-16-16    | 570  | SS5406-C-06     | 574  | SS6408-08    | 577  | ST250-100-100     | 435  |
| SS2503-04-04    | 570  | SS5406-C-08     | 574  | SS6408-10    | 577  | ST250-200-50      | 435  |
| SS2503-06-04    | 570  | SS5406-C-12     | 574  | SS6408-12    | 577  | ST250-200-100     | 435  |
| SS2503-06-06    | 570  | SS5406-C-16     | 574  | SS6408-16    | 577  | ST250-300         | 435  |
| SS2503-08-08    | 570  | SS5406-HHP-04   | 573  | SS6408-HH-02 | 577  | ST250B-075-50     | 435  |
| SS2503-10-08    | 570  | SS5406-HHP-06   | 573  | SS6408-HH-04 | 577  | ST250B-100-50     | 435  |
| SS2503-12-12    | 570  | SS5406-HHP-08   | 573  | SS6408-HH-06 | 577  | ST250B-150-50     | 435  |
| SS2503-16-16    | 570  | SS5406-HHP-12   | 573  | SS6408-HH-08 | 577  | ST250B-200-50     | 435  |
| SS2603-04-04-04 | 570  | SS5406-HHP-16   | 573  | SS6408-HH-10 | 577  | SUPER-200         | 442  |
| SS2603-06-06-06 | 570  | SS5406-P-04     | 573  | SS6408-HH-12 | 577  | TLB-075           | 431  |
| SS2603-08-08-08 | 570  | SS5406-P-06     | 573  | SS6408-HH-16 | 577  | TLB-100           | 431  |
| SS2603-12-12-12 | 570  | SS5406-P-08     | 573  | SS6500-04-04 | 577  | TLB-125           | 431  |
| SS2603-16-16-16 | 570  | SS5406-P-12     | 573  | SS6500-06-06 | 577  | TLB-150           | 431  |
| SS2700-04-04    | 571  | SS5406-P-16     | 573  | SS6500-08-08 | 577  | TLB-200           | 431  |
| SS2700-06-06    | 571  | SS5500-02-02    | 574  | SS6500-10-10 | 577  | TLB-250           | 431  |
| SS2700-08-08    | 571  | SS5500-04-04    | 574  | SS6500-12-12 | 577  | TLB-400           | 431  |
| SS2700-12-12    | 571  | SS5500-06-06    | 574  | SS6500-16-16 | 577  | TLB-600           | 431  |
| SS2700-16-16    | 571  | SS5500-08-08    | 574  | SS6500-20-20 | 577  | TLBS150-100       | 430  |
| SS2705-04-04    | 571  | SS5500-12-12    | 574  | SS6501-04-04 | 577  | TLBS150-150       | 430  |
| SS2705-06-06    | 571  | SS5500-16-16    | 574  | SS6501-04-06 | 577  | TLBS150-200       | 430  |
| SS2705-08-08    | 571  | SS5502-02-02    | 574  | SS6502-04-04 | 578  | TLBS150-300       | 430  |
| SS2705-12-12    | 571  | SS5502-04-04    | 574  | SS6502-06-06 | 578  | TLBS150-400       | 430  |
| SS2705-16-16    | 571  | SS5502-06-06    | 574  | SS6502-08-08 | 578  | TLBS150-600       | 430  |
| SS2707-04-04    | 572  | SS5502-08-08    | 574  | SS6502-10-10 | 578  | TLBS300-200       | 432  |
| SS2707-06-06    | 572  | SS5502-12-12    | 574  | SS6502-12-12 | 578  | TLBS300-300       | 432  |
| SS2707-08-08    | 572  | SS5502-16-16    | 574  | SS6502-16-16 | 578  | TLBS300-400       | 432  |
| SS5000-02-02    | 572  | SS5503-04-04    | 574  | SS6502-20-20 | 578  | TLBS300-600       | 432  |
| SS5000-04-04    | 572  | SS5504-02-02    | 575  | SS6505-04-04 | 578  | TPT-1             | 476  |
| SS5000-06-04    | 572  | SS5504-04-04    | 575  | SS6505-06-06 | 578  | TTD150-200        | 430  |
| SS5000-06-06    | 572  | SS5504-06-06    | 575  | SS6505-08-08 | 578  | TTD150-300        | 430  |
| SS5000-08-06    | 572  | SS5504-08-08    | 575  | SS6505-12-12 | 578  | TTD150-400        | 430  |
| SS5000-08-08    | 572  | SS5504-12-12    | 575  | SS6505-16-16 | 578  | WHIP-L            | 413  |
| SS5000-12-12    | 572  | SS5504-16-16    | 575  | SS6506-04-04 | 578  | WHIP-S            | 413  |
| SS5000-16-08    | 572  | SS5600-02-02-02 | 575  | SS6506-06-06 | 578  | WSB-125           | 442  |
| SS5000-16-12    | 572  | SS5600-04-04-04 | 575  | SS6506-08-08 | 578  | *WSB-150          | 442  |
| SS5000-16-16    | 572  | SS5600-06-06-06 | 575  | SS6506-12-12 | 578  | *WSB-200          | 442  |
| SS5402-04-02    | 573  | SS5600-08-08-08 | 575  | SS6506-16-16 | 578  | *WSB-300          | 442  |
| SS5404-02-02    | 572  | SS5600-12-12-12 | 575  | SS6565-04-04 | 578  | *WSB-400          | 442  |
| SS5404-04-02    | 572  | SS5600-16-16-16 | 575  | SS6565-06-06 | 578  | *WSB-600          | 442  |
| SS5404-04-04    | 572  | SS5602-04-04    | 575  | SS6565-08-08 | 578  | YAIOR-038-300BM45 | 446  |
| SS5404-06-04    | 572  | SS5602-08-08    | 575  | SS6565-12-12 | 578  | YAIOR-038-300BM45 | 446  |
| SS5404-06-06    | 572  | SS5602-16-16    | 575  | SS6801-04-04 | 579  | YAIOR-038-300BM45 | 446  |
| SS5404-08-04    | 572  | SS5605-02-02-02 | 575  | SS6801-04-06 | 579  | YAIOR-050-300BM65 | 446  |
| SS5404-08-06    | 572  | SS5605-04-04-04 | 575  | SS6801-04-08 | 579  | YAIOR-050-300BM65 | 446  |
| SS5404-08-08    | 572  | SS5605-06-06-06 | 575  | SS6801-06-04 | 579  | YAIOR-050-300BM65 | 446  |
| SS5404-12-04    | 572  | SS5605-08-08-08 | 575  | SS6801-06-06 | 579  |                   |      |
| SS5404-12-06    | 572  | SS5605-12-12-12 | 575  | SS6801-06-08 | 579  |                   |      |
| SS5404-12-08    | 572  | SS5605-16-16-16 | 575  | SS6801-08-06 | 579  |                   |      |
| SS5404-12-12    | 572  | SS6400-04-04    | 576  | SS6801-08-08 | 579  |                   |      |
| SS5404-16-08    | 572  | SS6400-04-06    | 576  | SS6801-08-10 | 579  |                   |      |
| SS5404-16-12    | 572  | SS6400-04-08    | 576  | SS6801-08-12 | 579  |                   |      |
| SS5404-16-16    | 572  | SS6400-06-05    | 576  | SS6801-08-16 | 579  |                   |      |
| SS5405-02-02    | 573  | SS6400-06-06    | 576  | SS6801-12-12 | 579  |                   |      |
| SS5405-02-04    | 573  | SS6400-06-08    | 576  | SS6801-16-16 | 579  |                   |      |



**Standard Terms and Conditions of Sale**

Any order by a person ("Buyer") for goods (an "Order"), if accepted, is accepted subject to these Midland Industries Standard Terms and Conditions of Sale ("T&Cs"), which are incorporated into any acceptance, acknowledgement, invoice and other document issued by Midland Industries ("Seller") in response to such Order (each a "Response"), and any reference thereto shall include these T&Cs. No waiver, alteration, or modification of these T&Cs shall be valid unless expressly agreed to in writing by Seller. The T&Cs constitute the entire agreement between the parties and any different, additional or conflicting terms or conditions set forth in Buyer's purchase order or any other document issued by Buyer are expressly objected to by Seller and the terms hereof, including those contained in the applicable Response, shall exclusively govern the purchase and sale of the goods covered by the Response unless there is another manually signed agreement between the parties, which shall control to the extent there is a conflict between the terms of such agreement and these T&Cs.

**Payment Terms.** Payment terms are 2%-10days/net 30 on approved accounts in good standing and shall be paid in United States dollars. The 2% discount terms is for purchased goods only-there is no discount off of freight. Any additional discounts taken will be charged back to the account, and is due by the customer. The allowed discount amount is stated on each invoice. Shipment may be held if account is past due. Buyer agrees that any overdue amounts shall be subject to a late payment charge on the overdue balance of 1.5% per month or such lesser amount as is the maximum rate of interest allowed by law. Buyer shall pay any and all reasonable costs, including attorneys' fees, incurred by Seller while collecting any delinquent balance. Debit memos are not accepted unless approved.

**Price.** The Seller list or quoted price is subject to change without notice. The goods are invoiced at prices in effect on date of shipment. Prices do not include taxes, if any, based upon or measured by the sales price, which taxes will be added to the prices where applicable. Any taxes which Seller may be required to pay or collect, upon or with respect to the sale, purchase, delivery, storage, processing, use, or transportation of the goods purchased hereunder, shall be for Buyer's account, and shall be paid promptly by Buyer to Seller upon demand.

**Delivery Terms.** All goods are sold FOB our shipping USA locations. Title and risk of loss passes to the buyer upon delivery to the carrier. Freight is prepaid via the carrier of our choice on orders totaling \$1,500 or more to any destination in the USA. Backorders for items from prepaid orders that are marked in our price list as "stock" items will be shipped prepaid along with upcoming prepaid orders when possible. Non-stocked or special-ordered items will be shipped when available. Buyer is responsible for costs associated with shipment upon acceptance if so assigned based on freight classification (*i.e.*, "prepaid" or FOB)

**Title/Security.** Unless a conditional sale is noted in this Agreement, title to the goods covered by this Agreement shall pass to Buyer upon delivery to carrier. Buyer hereby grants Seller and Seller hereby reserves a purchase money security interest in and to the goods sold to Buyer together with all proceeds thereof to secure Buyer's performance and payment. Buyer agrees upon Seller's request to do all acts and execute all documents reasonably necessary to assist Seller's perfection and maintenance of any such security title and right of possession, including, but not limited to, executing and filing documents with the appropriate governmental agency.

**Orders.** (A) Domestic (USA) Sales. Buyer shall submit a purchase order ("Purchase Order") for the goods which shall, at minimum, include: (a) part number of the goods ordered; (b) quantity; (c) price of the goods; (d) requested delivery date; and (e) shipping instructions and shipping address, including a statement that the goods will be shipped in accordance with these T&Cs. All Purchase Orders are subject to acceptance by Seller. Buyer shall be responsible for all additional costs resulting from errors made in connection with telephone, online, or hand written Purchase Orders accepted by Seller and any errors related to such a Purchase Order must be disputed within 1 hour from Seller's receipt of the Purchase Order. Confirming Purchase Orders are not accepted by Seller. If such a confirming Purchase Order is sent to Seller, it may be treated as an original open Order and duplicated. Seller will not be responsible for expenses or inconveniences incurred thereby. If Buyer's Order is in the form of a blanket Purchase Order, Buyer agrees that each release shall be treated as a separate sales transaction hereunder, that all releases shall be non-cancelable and, unless agreed in writing by Seller, all releases under such blanket Purchase Order shall be accepted by Buyer within 12 months of Seller's Order acknowledgement. If the aggregate purchase price of goods pursuant to a Purchase Order is under \$50, or such other amount that is agreed to from time to time by the parties, then the cost of such goods shall be rounded up to that minimum order value.

**Order Cancellation/Amendment.** Orders cannot be canceled or amended except with Seller's consent. Cancellation charges may be applied at Seller's discretion. Seller may, in its sole discretion and without liability, alter the specifications for any goods.

**Acceptance.** Buyer shall conduct any incoming inspection tests on the goods within 5 days of delivery. In the event of any shortage, damage or discrepancy in or to a shipment of goods or pricing discrepancies, Buyer shall promptly give notice, but in no event later than within 15 days of delivery thereof to Seller and shall furnish such written evidence or other documentation as Seller reasonably may deem appropriate. If such evidence indicates, in Seller's reasonable judgment, that such shortage, damage or discrepancy existed at the time of delivery of the goods to the carrier, Seller shall promptly deliver additional or substitute goods to Buyer; provided, however, that Seller may, in its sole discretion, require Buyer to return all damaged goods prior to delivery of substitute goods. If Buyer shall fail to timely give Seller such written notice, the goods shall be deemed to conform to the warranty and Buyer shall be deemed to have accepted the goods and shall pay for the goods in accordance herewith.

**Termination.** Seller shall have the right to cancel for default hereunder all or any part of Buyer's order. This right of cancellation is in addition to and not in lieu of any other remedies which Seller may have in law or equity.

**Returns.** Returns without the proper paperwork will not be accepted. Once the return paperwork has been received by the buyer, that return goods authorization will expire in 30 days. No goods shall be returned to Seller without Seller's prior written authorization to Buyer to make such returns and must be returned within 30 days of such authorization at Buyer's cost. If Buyer returns goods in the manner required under the previous sentence, and if the returned goods are (a) in new, unused, unopened and undamaged condition; and (b) not more than 12 months after the original invoice date; the returned goods will, subject to the applicable handling charge, be accepted by Seller for return. Used or discontinued goods or parts or goods specially manufactured will not be accepted for credit unless specifically agreed to by Seller in its sole discretion. Buyer's sole remedy for returns of goods shall be a credit for the purchase price less any handling charges. Normal returned goods are subject to a 10% restocking fee. Some returns, such as inventory returns, are subject to a 25% restocking fee, unless otherwise approved by Midland. Returns found to be free of material and workmanship defects will be held for 20 days and if Buyer does not provide Seller repair or return instructions, the Seller will scrap the goods.

**Buyer's Specifications.** Buyer shall be solely responsible for ensuring that all specifications, drawings, information, advice, recommendations or requests provided to Seller by Buyer or any of its agents are accurate and suitable. Seller's examination or consideration of any such specifications, drawings, information, advice, recommendations or requests shall not result in any liability on the part of Seller.

## GENERAL INFORMATION

**Seller Warranty.** Seller warrants that goods sold hereunder are warranted to be free from defects in material and workmanship for a period of one year from the date of invoice when used according to the manufacturer's recommended usage and in an ordinary manner. Seller's liability for breach of this warranty is limited to the repair of or replacement in kind or credit, at Seller's option, of any items proved defective, in Seller's reasonable discretion, provided the allegedly defective goods are returned to Seller prepaid. All costs and expense related to shipping of any replacement parts or goods shall be paid by Seller if there is a breach of this warranty but Buyer shall pay for all installation costs. Buyer must provide prompt written notice to Seller of any breach of this warranty to obtain its benefits. THE WARRANTY EXPRESSED ABOVE IS IN LIEU OF AND EXCLUSIVE OF ALL OTHER WARRANTIES. THERE ARE NO OTHER WARRANTIES, EXPRESSED OR IMPLIED, EXCEPT AS STATED HEREIN. THERE ARE NO IMPLIED WARRANTIES OF MERCHANTABILITY OR FITNESS FOR A PARTICULAR PURPOSE, WHICH ARE SPECIFICALLY DISCLAIMED. SELLER'S LIABILITY FOR BREACH OF WARRANTY IS AS HEREIN STATED AND IS THE EXCLUSIVE REMEDY AND IN NO EVENT SHALL SELLER BE LIABLE OR RESPONSIBLE FOR INCIDENTAL, SPECIAL, INDIRECT, PUNITIVE, OR CONSEQUENTIAL DAMAGES OR LOST PROFITS, OR EVEN IF THE POSSIBILITY OF SUCH INCIDENTAL, SPECIAL, INDIRECT, PUNITIVE OR CONSEQUENTIAL DAMAGES, OR LOST PROFITS HAS BEEN MADE KNOWN TO SELLER. THE WARRANTY SET FORTH ABOVE IS SOLELY FOR THE BENEFIT OF BUYER. **All claims hereunder shall be made by Buyer and not by Buyer's customers.** It shall not be deemed a "defect," and Seller will not be liable under the warranty in this Section 11, if the goods have been exposed to any: (1) maintenance, repair, or other use that is improper for the good's ordinary use or otherwise not in compliance with Seller's instruction; (2) goods alteration, modification or repair by anyone other than Seller or authorized by Seller; (3) damage after shipment to Buyer; (4) improper voltage or wiring; or (5) use of parts that are not 100% compatible with the goods.

**Buyer Warranty.** Buyer shall provide a no defect in materials or workmanship warranty with respect to each product sold to an end customer for a period not less than the then remaining warranty period related to such product and afforded to Buyer pursuant to Section (Seller Warranty) above. Except with respect to the remedies provided by Seller to Buyer under Section (Seller Warranty), any other warranties or representations, or remedies for breach thereof, which Buyer may provide to its end customers shall be the sole responsibility of Buyer, and Seller shall not be bound thereby. Unless Buyer receives Seller's prior written consent, Buyer will not sell Seller's products to end-users or intermediaries that sell to end-users that will use or sell the products in a nuclear or in-aircraft application or for any other application that Seller may notify Buyer of in writing.

**Damages Amount Limitation.** Other than as set forth in Section (Buyer Indemnification) and any breaches of Section (Confidentiality) hereof, Seller's cumulative liability for damages to Buyer for any cause whatsoever, and regardless of the form of action, whether in contract or in tort, including, but not limited to, negligence, shall be limited to the total contract price of the goods sold hereunder, plus or minus, as applicable, the amounts of all unpaid accounts payable and receivable between the parties, if any.

**Damages Limitation.** In no event shall Seller's liability of any kind include any special, indirect, incidental or consequential loss or damage or lost profits, even if Seller shall have been advised of the possibility of such potential loss or damage.

**Sole Remedy.** The sole and exclusive remedy for breach of any non-warranty obligation of Seller and the sole remedy for Seller's liability of any kind (including liability for negligence) with respect to the goods and services provided to Buyer shall be to use all commercially reasonable efforts to promptly cure such breach. Buyer must commence any suit for a cause of action arising hereunder within one year from the date in which the facts that gave rise to the cause of action first occurred.

**Buyer Indemnification.** Buyer shall hold harmless, indemnify and defend (at Seller's request) Seller for any and all damages, liabilities, costs and expenses (including any costs of litigation, including but not limited to, attorneys' fees and any other costs and expenses), fines, or losses in connection with any threatened or actual claims, actions, demands, investigations, or suits, including, but not limited to, claims or suits by third parties, arising out of any of the following: (a) Buyer's negligent or willful acts, or those of its employees and/or agents, (b) such goods being repaired or altered by persons other than Seller (unless expressly authorized in writing by Seller), (c) in the event that Buyer modifies, or combines with any non-Seller goods, any of the goods purchased from Seller, and such modification or combination results in the actual or alleged infringement of any intellectual property rights of any third party, (d) from goods produced by Seller according to Buyer's specifications, (e) any violations of export control laws by Buyer, or (f) Buyer's breach of any provision in these T&Cs.

**Confidentiality.** "Confidential Information" means any of Seller's business information, specifications and all related writings, drawings, designs and similar works or any other information which is disclosed by Seller and labeled or marked as confidential, proprietary or its equivalent, or oral or visual information that is designated confidential, proprietary or its equivalent at the time of its disclosure. All Confidential Information shall be the exclusive property of Seller, and Seller retains all its right, title and interest. Buyer agrees to use Confidential Information for the exclusive purpose of performance under the Purchase Order and not to disclose or provide any Confidential Information to any third party and to take all necessary measures to prevent any such disclosure by its employees, agents, contractors or consultants. Upon request of Seller or completion of the Order, Buyer shall return all Confidential Information to Seller and provide certification of such return.

**Tooling.** Charges made for tools, dies, gauges, jigs, fixtures or equipment made or acquired by Seller in connection with the work do not convey title to or any proprietary interest in such tools. All such tools will remain the exclusive property of Seller.

**Force Majeure.** Seller shall not be liable for any failure to perform this agreement when such failure is due to circumstances beyond its control. Circumstances beyond the control of Seller shall be deemed to include, but shall not be limited to, acts of God, governmental action, accidents, labor trouble, and inability to obtain materials, equipment or transportation.

**Waiver.** No oral statements, recommendations or assistance given by a representative and/or distributor of Seller to Buyer or its representatives in connection with the use of the goods shall constitute a waiver by Seller of any of the provisions hereof, or affect Seller's liability herein.

**Arbitration.** Except for any action where the sole relief sought is an injunction, any controversy or claim arising out of or relating to these T&Cs, or the making, performance or interpretation thereof, including without limitation alleged fraudulent inducement thereof, shall be settled by binding arbitration in the city of Seller's choosing in the state of Seller's business address as shown on the Response, by one arbitrator in accordance with the Commercial Arbitration Rules of the American Arbitration Association. Judgment upon any arbitration award may be entered in any court having jurisdiction thereof.

**Representation of Buyer.** Buyer is duly organized, validly existing and in good standing under the laws of the state of its formation and has full corporate power and authority to own, operate or lease the properties and assets now owned, operated or leased by it and to carry on its business as currently conducted. Buyer is duly licensed or qualified to do business and is in good standing in each jurisdiction in which such licensing or qualification is necessary. The execution and delivery by Buyer of this Agreement, the performance by Buyer of its obligations hereunder and thereunder and the consummation by Buyer of the transactions contemplated

---

## GENERAL INFORMATION

---

hereby have been duly authorized by all requisite corporate action on the part of Buyer, and this Agreement constitutes a legal, valid and binding obligation of Buyer enforceable against Buyer in accordance with its terms.

**Risk of Loss.** Commencing at the time of delivery, Buyer shall bear all risk of loss, damage, destruction, theft and condemnation to or of the Equipment from any cause whatsoever.

**Events of Default.** Each of the following events is an "Event of Default" under this Agreement: (a) if Buyer fails to pay when due any installment of the purchase price or any other amount under this Agreement; (b) if Buyer defaults in the observance or performance of any other term, covenant or condition of Buyer under this Agreement and Buyer shall fail to remedy such default within ten days after notice by Seller to Buyer of such default; (c) if Buyer's interest or any portion thereof in this Agreement devolve on or pass to any person, whether by operation of law or otherwise; (d) if Buyer: (i) does not, or is unable to, or admits in writing its inability to, pay its debts as they become due; (ii) commences or institutes any case, proceeding or other action seeking relief on its behalf as debtor, or to adjudicate it a bankrupt or insolvent, or seeking reorganization, arrangement, adjustment, winding up, liquidation, dissolution, composition or other relief with respect to it or its debts under any existing or future law of any jurisdiction, domestic or foreign, relating to bankruptcy, insolvency, reorganization or relief of debtors; (iii) commences or institutes any case, proceeding or other action seeking appointment of a receiver, trustee, custodian or other similar official for it or for all or any substantial part of its property; or (iv) makes a general assignment for the benefit of creditors; (e) if a receiver, trustee, custodian or other similar official is appointed for any substantial part of the assets of Buyer which appointment is not vacated or stayed within 30 days; (f) if Buyer sells, transfers or disposes of all or substantially all of its assets, or merges or consolidates with any other entity; or (g) a breach of any representation or warranty of Buyer.

**Headings.** The headings in this Agreement are for reference only and shall not affect the interpretation of this Agreement.

**Entire Agreement.** This Agreement, including any exhibits and schedules, constitutes the sole and entire agreement of the parties to this Agreement with respect to the subject matter contained herein and therein, and supersedes all prior and contemporaneous understandings, agreements, representations and warranties, both written and oral, with respect to such subject matter.

**Amendment and Modification.** No amendment to this Agreement is effective unless it is in writing and signed by each party to this Agreement.

**Cumulative Remedies.** All rights and remedies provided in this Agreement are cumulative and not exclusive, and the exercise by either party of any right or remedy does not preclude the exercise of any other rights or remedies that may now or subsequently be available at law, in equity, by statute, in any other agreement between the parties or otherwise.

**Assignment.** Buyer may not assign any of its rights under this Agreement without the prior written consent of Seller and provided that such assignment shall not relieve Buyer of its obligations under this Agreement, and Buyer shall remain primarily liable under this Agreement. Any purported assignment in violation of this Section is null and void.

**Successors and Assigns.** This Agreement is binding on and inures to the benefit of the parties to this Agreement and their respective successors and permitted assigns.

**No Third-party Beneficiaries.** This Agreement benefits solely the parties to this Agreement and their respective successors and permitted assigns and nothing in this Agreement, express or implied, confers on any third party any legal or equitable right, benefit or remedy of any nature whatsoever under or by reason of this Agreement.

**Waiver of Jury Trial.** Each party acknowledges and agrees that any controversy that may arise under this Agreement, including any exhibits attached to this Agreement, is likely to involve complicated and difficult issues and, therefore, each such party irrevocably and unconditionally waives any right it may have to a trial by jury in respect of any legal action arising out of or relating to this Agreement, including any exhibits attached to this Agreement, or the transactions contemplated hereby.

**Drafting.** No provision of this Agreement shall be interpreted for or against any party hereto on the basis that such party was the draftsman of such provision, and no presumption or burden of proof shall arise favoring or disfavoring any party by virtue of the authorship of any of the provisions of this Agreement.

**Counterparts.** This Agreement may be executed in counterparts, each of which is deemed an original, but all of which together is deemed to be one and the same agreement. A signed copy of this Agreement delivered by facsimile, e-mail or other means of electronic transmission is deemed to have the same legal effect as delivery of an original signed copy of this Agreement.

**Miscellaneous.** All provisions set forth herein regarding warranty, confidential information, indemnification, liability and limits thereon, and any other provisions that survive by their terms will survive any termination or expiration of any Response delivered in connection herewith pursuant to the terms of such sections. In the event that any provision of these terms is held to be illegal, invalid or unenforceable under any present or future law, rule or regulation, such provision shall be deemed stricken from these T&Cs, but such illegality, invalidity or unenforceability shall not invalidate any of the other provisions of these T&Cs. Buyer represents and covenants that it has, and will continue to, comply with all laws and regulations related to the goods sold hereunder, including, but not limited to, export control laws. This sale transaction shall be governed, construed and enforced solely by the laws of the State of Seller's business address as shown on the Response. The United Nations Convention on the International Sale of Goods shall not be applicable to these T & C. The relationship of Buyer and Seller is that of independent contractors.

**California Customers.** Midland Industries does not guarantee that all products meet California environmental laws of Proposition 65. It is the sole responsibility and liability of the Midland distributor to order products for use in California that comply with California laws.

**JIC 37°**  
INFORMATION

|   | Midland | Parker   | Tomco | Amflo    | Breco      | Milton   | Dixon    | Hansen           | Foster                  |
|---|---------|----------|-------|----------|------------|----------|----------|------------------|-------------------------|
| <b>Industrial Interchange 1/4</b>         | 28560   | UC304F-4 |       | UC2-16   | C60        |          | 745      |                  |                         |
|   | 28579   | UC304M-4 |       | UC2-15   | C61        |          | 746      |                  |                         |
|   | 28589   | UC304M-6 |       | UC2-20   | C61-03     |          |          |                  |                         |
|   | 28551   | B22A     | M180  | C20-01   | B2CM1-B    |          |          | DC2101           | 900 2903                |
|   | 28552   | B22      | M181  | C21      | B2CM2-B    |          | 716M     | DC21             | 1100 3103               |
|   | 28553   | B22E     | M182  | C21-03   | B2CM3-B    |          | 719M     | DC2103           | 1300 3303               |
|   | 28539   | B23A     | M183  | C20-21   | B2CF1-B    |          |          | DC2021           | 800 2803                |
|   | 28540   | B23      | M184  | C20      | B2CF2-B    |          | 715M     | DC20             | 1000 3003               |
|   | 28541   | B23E     | M185  | C20-23   | B2CF3-B    |          | 718M     | DC2023           | 1200 3203               |
|   | 28562   | B20-3B   | M186  | C20-42   | B2CS2-B    |          | 717M     | DC2042           |                         |
| 28564                                     | B20-5B  | M187     |       | B2CS3-B  |            | 717-6M   | DC2044   | 1700 3703        |                         |
| 28565                                     | B20-3BP |          | M189  | C20-42L  |            |          | B2CPS2-B | 1717-4M DC2042L  | 1600P 1513              |
| 28566                                     | B20-5BP |          | M190  | C20-44L  |            |          | B2CPS3-B | 1717-6M DC2044L  | 1700P 1713              |
| <b>Parker Interchange (Tru-Flate) 1/4</b> | 28545   | H0C      | 1802  | CP21-01  | BB2M1-S    |          | 726      | DCP2101          | 12 12-3                 |
|   | 28546   | H2C      | 1804  | CP21     | BB2M2-S    |          | 727      | DCP21            | 10 10-3                 |
|   | 28547   | H2C-E    | 1806  | CP21-03  |            | BB2M3-S  |          | 733              | DCP2103 14 14-3         |
|   | 28533   | H1C      | 1803  | CP20-21  |            | BB2F1-S  |          | 729              | DCP2021 13 13-3         |
|   | 28534   | H3C      | 1805  | CP20     | BB2F2-S    |          | 728      | DCP20            | 11 11-3                 |
|   | 28535   | H3C-E    | 1807  | CP20-23  |            | BB2F3-S  |          | 732              | DCP2023 15 15-3         |
|   | 28557   | H8C      | 1824  | CP21-42  |            | BB2S2-S  |          | 736              | DCP2142 16 16-3         |
|   | 28559   | H9C      | 1826  | CP21-44  |            | BB2S3-S  |          | 736-6            | DCP2144 17 17-3         |
|   | 28558   | H8CP     | 1850  | CP21-42L |            | BB2PS2-S |          | 1736-4           | DCP2142L 51-3           |
|   | 28561   | H9CP     | 1860  | CP21-44L |            | BB29S3-S |          | 1736-6           | DCP2144L 71-3           |
| <b>Aro 210 Interchange 1/4</b>            | 28515   | B12A     | A2180 | C1-01    | B2JM1-B    |          |          | DC101            | B21QS-12M TF2903        |
|   | 28516   | B12      | A2181 | C1       | B2JM2-B    |          | 786      | DC1              | B21QS-25M TF3103        |
|   | 28517   | B12E     | A2182 | C1-03    | B2JM3-B    |          | 789      | DC103            | B21QS-37M TF3303        |
|   | 28506   | B13A     | A2183 | C2-21    | B2JF1-B    |          | DC221    | B21QS-12F TF2803 |                         |
|   | 28507   | B13      | A2184 | C2       | B2JF2-B    |          | 785      | DC2              | B21QS-25F TF3003        |
|   | 28508   | B13E     | A2185 | C2-23    | B2JF3-B    |          | 788      | DC223            | B21QS-37F TF3203        |
|   | 28528   | B10-3B   | A2186 | C2-42    | B2JS2-B    |          | 786-4    | DC242            | B21QS-25H TF3603        |
|   | 28530   | B10-5B   | A2188 | C2-44    | B2JS3-B    |          | 786-6    | DC244            | B21QS-37H TF3703        |
|   | 28531   | B10-3BP  |       | A2189    | C2-42L     | B2JPS2-B |          | 1786-4           | DC242LB21QS-25HP TF1513 |
|   | 28532   | B10-5BP  |       | A2190    | C2-44L     | B2JPS3-B |          | 1786-6           | DC244LB21QS-37HP TF1713 |
| <b>ST Series/High Flow 1/4, 3/8</b>       | 28509   | 0C       | 2152  | CP1-01   | BJ2M1-S    |          |          | DCP101           | TF12                    |
|   | 28510   | 2C       | 2154  | CP1      | BJ2M2-S    |          | 783      | DCP1             | 21AP-25M TF10           |
|   | 28511   | 2C-E     | 2156  | CP1-03   | BJ2M3-S    |          |          | DCP103           | 21AP-37M TF14           |
|   | 28500   | 1C       | 2153  | CP2-21   | BJ2F1-S    |          | DCP221   | TF13             |                         |
|   | 28501   | 3C       | 2155  | CP2      | BJ2F2-S784 |          | DCP2     | 21AP-25F TF11    |                         |
|   | 28502   | 3C-E     |       | CP2-23   | BJ2F3-S    |          |          | DCP223           | 21AP-37F TF15           |
|   | 28518   | 8C       | 2164  | CP1-42   | BJ2S2-S    |          | 783-4    | DCP142           | 21AP-25H TF16           |
|   | 28520   | 9C       | 2166  | CP1-44   | BJ2S3-S    |          | 783-6    | DCP144           | 21AP-37H TF17           |
|   | 28521   | 8CP      | 2150  | CP1-42L  |            | BJ2PS2-S |          | 1783-4           | DCP142L TF51            |
|   | 28522   | 9CP      | 2160  | CP1-44L  |            | BJ2PS3-S |          | 1783-6           | DCP144L TF71            |
| <b>Lincoln Interchange 1/4</b>            | 28592   |          | A102  |          | B20M1-B    |          |          |                  |                         |
|   | 28593   | B52      | A101  | C45      | B20M2-B    |          | 776      | DC37             | 20AS-25M 210-3103       |
|   | 28594   | B52E     | A107  |          | B20M3-B    |          |          | DC3703           | 20AS-37M 210-3303       |
|   | 28583   |          | A103  |          | B20F1-B    |          |          |                  |                         |
|   | 28584   | B53      | A100  | C38B     | B20F2-B    |          | 775      | DC38             | 20AS25F 210-3003        |
|   | 28585   | B53E     | A106  |          | B20F3-B    |          |          | DC3823           | 20AS37F 210-3203        |
|   | 28601   |          | A104  |          | B20S2-B    |          | 776-4    | DC3842           |                         |
|   | 28603   |          | A105  |          | B20S3-B    |          | 776-6    | DC3844           |                         |
|   | 28586   |          | 202   |          | B02M1-S    |          |          |                  | 210-12                  |
|   | 28587   | A2C      | 200   | CP37     | B02M2-S    |          | 777      | DCP37            | 20AP-25M 210-10         |
| <b>Industrial Interchange 3/8</b>         | 28577   |          | 302   |          | B02F1-S    |          |          |                  |                         |
|   | 28578   | A3C      | 300   | CP38     | B02F2-S    |          | 778      | DCP38            | 210-11                  |
|   | 28595   | A8C      | 400   | CP37-42  |            | B02S2-S  |          | 777-7            | DCP3742                 |

# STRAIGHTS JIC FLARE 37°

## INFORMATION

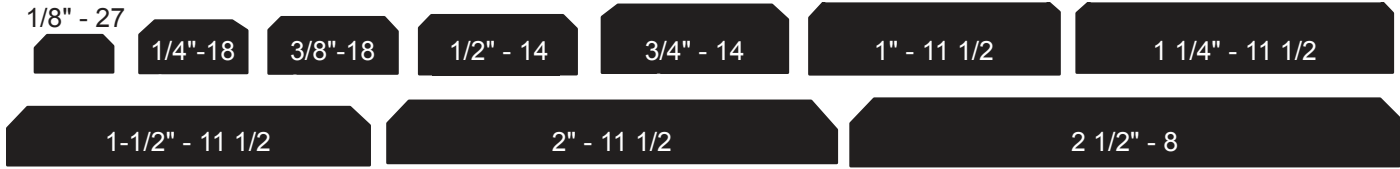
Thread Chart

| DASH SIZE                              | 2       | 3       | 4       | 5       | 6        | 7        | 8        | 10       | 12        | 14        | 16        | 20            | 24             | 32       | 40       | 48       |   |
|--|---------|---------|---------|---------|----------|----------|----------|----------|-----------|-----------|-----------|---------------|----------------|----------|----------|----------|---|
| O.D. TUBING SIZE                       | 1/8     | 5/32    | 3/16    | 1/4     | 5/16     | 3/8      | 7/16     | 1/2      | 5/8       | 3/4       | 7/8       | 1             | 1-1/4          | 1-1/2    | 2        | 2-1/2    | 3 |
| STANDARD PIPE SIZE N.P.T.F. (DRYSEAL)* | 1/8-27  |         | 1/4-18  |         | 3/8-18   |          | 1/2-14   |          | 3/4-14    |           | 1-11 1/2  | 1 1/4-11 1/2  | 1 1/2-11 1/2   | 2-11 1/2 | 2 1/2 -8 | 3-8      |   |
| S.A.E. 45° FLARE                       | 5/16-24 |         | 7/16-20 | 1/2-20  | 5/8-18   | 11/16-16 | 3/4-16   | 7/8-14   | 1 1/16-14 | 1 1/4-12  | 1 3/8-12  |               |                |          |          |          |   |
| INVERTED FLARE                         | 5/16-24 |         | 7/16-24 | 1/2-20  | 5/8-18   | 11/16-18 | 3/4-18   | 7/8-18   | 1 1/16-16 |           |           |               |                |          |          |          |   |
| J.I.C. 37° FLARE                       | 5/16-24 |         | 7/16-20 | 1/2-20  | 9/16-18  |          | 3/4-16   | 7/8-14   | 1 1/16-12 | 1 3/16-12 | 1 5/16-12 | 1 5/8-12      | 1 7/8-12       | 2 1/2-12 | 3-12     | 3 1/2-12 |   |
| COMPRESSION                            | 5/16-24 | 5/16-24 | 7/16-24 | 1/2-24  | 9/16-24  | 5/8-24   | 11/16-20 | 13/16-18 | 1 -18     | 1 1/8-18  |           |               |                |          |          |          |   |
| FLARELESS                              |         |         |         |         |          |          |          |          |           |           |           |               |                |          |          |          |   |
| COMPRESSION (PLASTIC TUBE)             | 5/16-24 |         | 3/8-24  | 7/16-24 | 1/2-24   |          | 11/16-20 |          |           |           |           |               |                |          |          |          |   |
| AIR BRAKE - PLASTIC TUBE               |         |         | 7/16-24 |         | 17/32-24 |          | 11/16-20 | 13/16-18 | 1 -18     |           |           |               |                |          |          |          |   |
| AIR BRAKE - COPPER TUBE                |         |         | 7/16-24 | 1/2-24  | 17/32-24 |          | 11/16-20 | 13/16-18 | 1 -18     |           |           |               |                |          |          |          |   |
| DOUBLE COMPRESSION                     | 5/16-24 |         | 7/16-24 | 1/2-20  | 9/16-20  |          | 11/16-16 |          |           |           |           |               |                |          |          |          |   |
| STEEL                                  |         |         |         |         |          |          |          |          |           |           |           |               |                |          |          |          |   |
| COMPRESSION (HIGH PRESSURE)            | 5/16-24 |         | 7/16-20 | 1/2-20  | 9/16-18  |          | 3/4-16   | 7/8-14   | 1 1/16-12 | 1 3/16-12 | 1 5/16-12 | 1 5/8-12      | 1 7/8-12       | 2 1/2-12 |          |          |   |
| S.A.E. O-RING                          | 5/16-24 |         | 7/16-20 | 1/2-20  | 9/16-18  |          | 3/4-16   | 7/8-14   | 1 1/16-12 | 1 3/16-12 | 1 5/16-12 | 1 5/8-12      | 1 7/8-12       | 2 1/2-12 |          |          |   |
| INTERNAL O-RING                        |         |         | 1/2-20  | 9/16-18 | 5/8-18   |          | 7/8-14   | 1 -14    | 1 1/8-12  | 1 1/2-12  | 1 3/4-12  | 2 -12         |                |          |          |          |   |
| NPSM SWIVEL THREAD                     | 1/8-27  |         | 1/4-18  |         | 3/8-18   |          | 1/2-14   |          | 3/4-14    |           | 1-11 1/2  | 1 1/4 -11 1/2 | 1 1/2 - 11 1/2 | 2-11 1/2 |          |          |   |
| FLAT FACE THREAD                       |         |         | 9/16-18 |         | 11/16-16 |          | 13/16-16 | 1-14     | 1 3/16-12 |           | 1 7/16-12 | 1 11/16-12    | 2-12           |          |          |          |   |
| BRITISH THREAD BSPP/BSPT               | 1/8-28  |         | 1/4-19  |         | 3/8-19   |          | 1/2-14   |          | 3/4-14    |           | 1-11      | 1 1/4-11      | 1 1/2-11       | 2-11     |          |          |   |
| METRIC THREAD                          | 10      |         | 14      | 16      | 18       | 20       | 22       | 24       | 26        | 27        | 30        | 33            | 36             | 42       | 48       |          |   |
| CODE 61                                |         |         | M12x1.5 | M14x1.5 | M16x1.5  | M18x1.5  | M20x1.5  | M22x1.5  | M24x1.5   | M26x1.5   | M30x2.0   | M33x2.0       | M36x2.0        | M42x2.0  | M48x2.0  |          |   |
| FLANGE HEAD O.D                        |         |         |         |         |          |          | 1.19     | 1.335    | 1.50      |           | 1.75      | 2.00          | 2.38           | 2.81     | 3.31     | 4.00     |   |
| CODE 62                                |         |         |         |         |          |          |          |          |           |           |           |               |                |          |          |          |   |
| FLANGE HEAD O.D                        |         |         |         |         |          |          | 1.25     |          | 1.62      |           | 1.88      | 2.12          | 2.50           | 3.12     |          |          |   |

# THREAD PROFILES

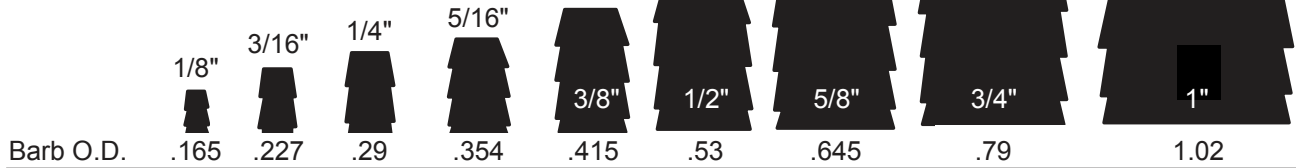
## INFORMATION

### Pipe Threads




### Hose Barbs

• Actual profile



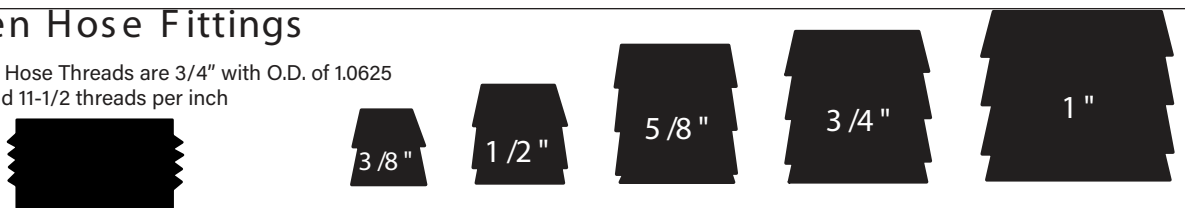
### Push-On Barbs

• Actual profile

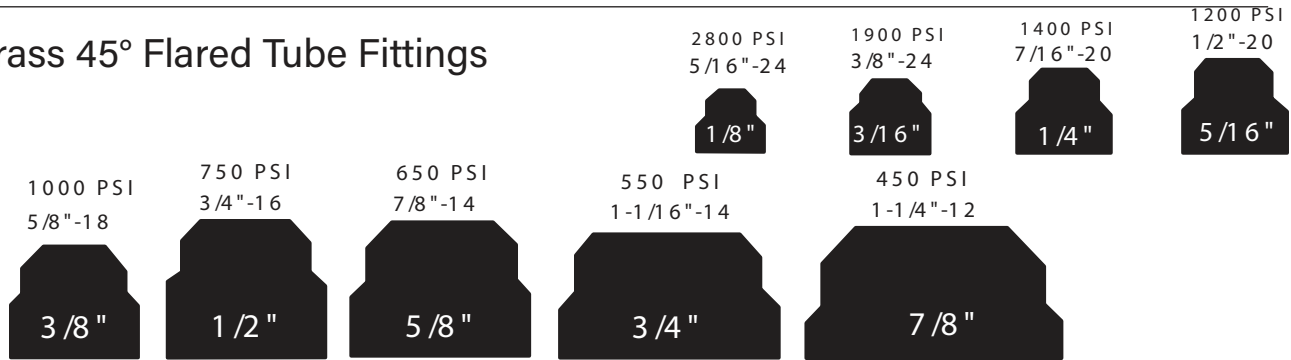


### Garden Hose Fittings

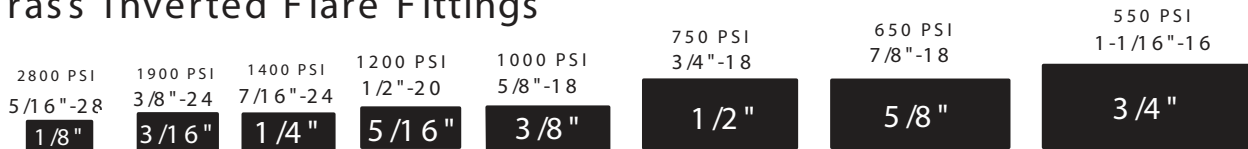
Male Garden Hose Threads are 3/4" with O.D. of 1.0625 and 11-1/2 threads per inch



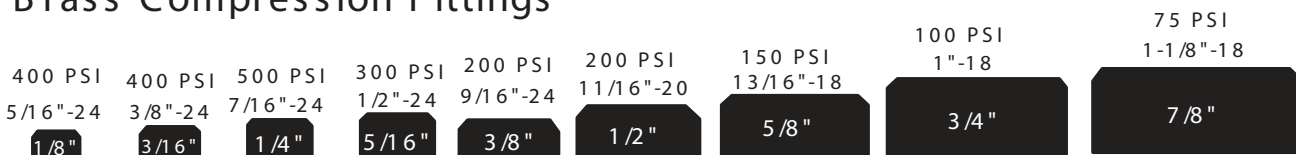
### Brass 45° Flared Tube Fittings



### Brass Inverted Flare Fittings



### Brass Compression Fittings



### Tubing O.D. Size



**TABLE OF CONTENTS PGS 1-3**

**PICTORIAL INDEX PGS 4-28**

**BRASS PGS 29-178**

**LEAD FREE PGS 179-210**

**PLUMBING ACCESSORIES 211-234**

**LEAD FREE VALVES 235-247**

**VALVES 248-307**

**FITTINGS AND NIPPLES 308-378**

**PLASTIC 379-389**

**HOSE ACCESSORIES 390-415**

**HOSE 416-448**

**CRIMPLOCK 449-461**

**CLAMPS 462-479**

**TUBING 480-486**

**HIGH PRESSURE SPRAYER 487-492**

**PNEUMATICS 493-512**

**HYDRAULICS 513-562**

**STAINLESS STEEL 563-581**

**NUMERICAL INDEX 582-628**

# **IFN FITTINGS N' VALVES**

**FITTINGS N' VALVES**

46 4th Avenue

Long Branch, NJ 07740

**Contact Us:**

[support@fittingsnvalves.com](mailto:support@fittingsnvalves.com)

[www.fittingsnvalves.com](http://www.fittingsnvalves.com)

Phone: (1) 888-550-6593

