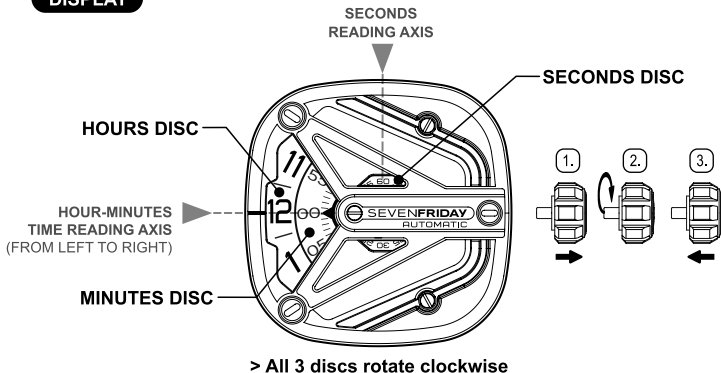


INSTRUCTIONS - M3/01, M3/08

DISPLAY



AUTOMATIC MOVEMENT - MIYOTA 8215 - MADE IN JAPAN

WINDING THE MAINSPRING

Automatic winding watch can also be hand wound by turning the crown clockwise in normal position. Wind 15-20 times and it will start to move, after slightly shaking.

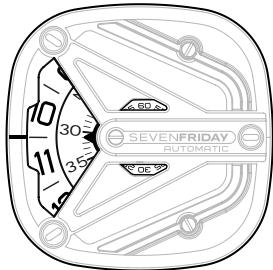
SETTING THE TIME

1. Pull the crown out to the 2nd Click - Time setting position.
2. Turn the crown to set hour and minute disc.
3. After the time has been set, push the crown back to the normal position.

TIME READING

DISPLAY (12h)

EXAMPLE 1



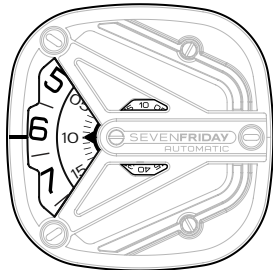
10:31:00

HOURS: 10AM OR PM

MINUTES: 31MIN

SECONDS: 60 = 0s

EXAMPLE 2



6:10:10

HOURS: 6AM OR PM

MINUTES: 10MIN

SECONDS: 10s