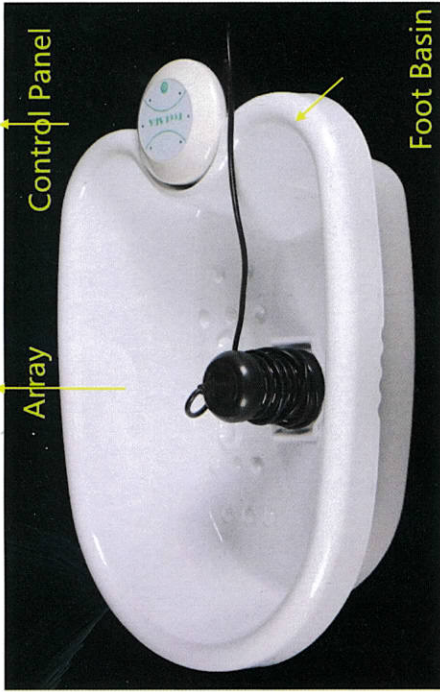


Foot SPA




USER MANUAL

Parts Identification



basin. Make sure that put the fixture in a dry and stable place.


3. Connect the adapter to the control unit and insert the plug into the household outlet.
4. Make sure the user has feet in the foot basin and is comfortably seated. Pour enough warm water(85F-105F) to submerge the user's feet. The water level should completely submerge the array.
5. It is recommended that add about 0.1g sea salt to the bath water to enhance ionic conduction.
6. Press  to start the working cycle.
7. The indicator lights will keep blinking orderly. Each light blinks for 5 minutes and one working cycle will last for 30 minutes.
8. The machine will make beep sound intermittently at the end of 30 minutes and all of the lights will blink together for four times which means the working cycle is finished.

Specifications

MODEL: SUK-802FS POWER: 25W FREQ: 50HZ -60HZ
INPUT: AC 110V-240V
OUTPUT: 0-12V; 0-2.0A

Notice

The array will usually be used for 50-60 sessions. When the array stops working, there will be no color turning in the process.



Operating Instructions

1. It is recommended that lay one tub liner upon the foot basin to stop the spread of germs in case two or more people use the basin. This step may ignored when you use it exclusively.
2. Connect the control panel to the foot basin and then place the array in the center of foot