

Updated version of our highly manoeuvrable walk-behind scrubber dryer

This upgraded SCRUBTEC 343.2 has improved operator comfort with a new squeegee lifting system operated by a convenient foot pedal. The machine delivers higher pressure and increased suction leading to cleaner floors and higher productivity. The new no-tool deck adjustment provides better traction and performance. The polypropylene deck is more shock resistant resulting in less service costs and further reliability. The cable-less design and updated brush and vacuum motor cover protects electrical components, reducing maintenance. SCRUBTEC 343.2 is a scrubber dryer for light to medium floor cleaning tasks in garages, showrooms, small warehouses, factories and the food industry. The SCRUBTEC 343.2 offers the functionality and capabilities of a larger machine but remains easy to use and highly manoeuvrable. It offers high pressure and great suction resulting cleaner floors. It enables you to clean quickly and efficiently due to its compact design, even in hard to reach places. SCRUBTEC 343.2 is available as a combi-model with On-Board Charger, battery and brush included; a battery version with On-Board Charger, and a cable version including brush. It is equipped with a 31 litre solution tank.







Picture shown may not represent model quoted

- Robust design with less risk of damage, saves service costs.
- New easy to use, ecofriendly electronic water flow control.
- Double scrubbing without wasting water reduces the total cost of ownership and helps the environment.
- No tool deck adjustment makes it simple to customise brush pressure and traction dependent on the conditions.
- Quick and easy to check the water level through the transparent hose.
- Squeegee lifts with convenient foot pedal.

The new SCRUBTEC 343.2 has built on the successes of the popular SCRUBTEC 343 with improvements in the squeegee system, solution flow, safety and performance. A reliable and productive machine with excellent performance and low service costs. It is ideal for light to medium floor cleaning tasks.

● Standard equipment

Included accessories		Ref. no.	Min. required	SCRUBTEC 343.2 E UK	SCRUBTEC 343.2 B COMBI UK	SCRUBBER SCRUBTEC 343.2 B
	Squeegee Blade					
	BLADES 720MM/28INCH FRONT-REAR PU KIT	9097354000	1	•	•	•
	Battery					
	BATT. 12V-76AH GEL MONOBLOC	80564310	2		•	
	On-board Charger					
	CHARGER BATT. ON BOARD 24V 8A 100-230V	9099388000	1		•	•
	Disc Brush 430 (mm)					
	BRUSH D.430MM/17INCH PROLENE PPL BLUE	L08812891	1	•	•	

Model	SCRUBTEC 343.2 E UK	SCRUBTEC 343.2 B COMBI UK	SCRUBBER SCRUBTEC 343.2 B
Ref. no.	41600520	41600540	9087319020


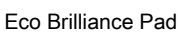

PRODUCT FEATURES

Cable version	•		
Battery version		•	•
On-board charger		•	•






Updated version of our highly manoeuvrable walk-behind scrubber dryer

Technical specifications	SCRUBTEC 343.2 E UK	SCRUBTEC 343.2 B COMBI UK	SCRUBBER SCRUBTEC 343.2 B
Energy Label			
Sound pressure level (dB(A))	70	65	65
Power source Battery	-	24	24
Traction motor type - Brush assist	x	x	x
Working speed (km/h)	4	4	4
Volt/frequency (V/Hz)	220/240- 50/60	24/ -	24/ -
Brush motor (kW)	1.1	0.45	0.45
Vacuum motor power (W)	550	300	300
Productivity rate theoretical/ actual (m ² /h)	1720/1035	1720/1035	1720/1035
Scrubbing width (mm)	430	430	430
Min. turn-around aisle width (cm)	125	125	125
Cable length (m)	20	-	-
Solution/recovery tank (l)	31/30	31/30	31/30
Squeegee width (mm)	720	720	720
Brush/pad diameter (mm)	430	430	430
Brush pressure (kg)	48	30	30
Brush speed (rpm)	150	155	155
Brushes/pads qty.	1	1	1
Length x width x height (mm)	1115x570x1050	1115x570x1050	1115x570x1050
Weight (kg)	65	133	75
Gross weight (gvw) (kg)	-	133	-
Weight w/batteries (kg)	-	133	-

● Standard equipment, ○ Supplementary accessories, □ Mountable equipment

Accessories		Ref. no.	Min. required	SCRUBTEC 343.2 E UK	SCRUBTEC 343.2 B COMBI UK	SCRUBBER SCRUBTEC 343.2 B
	Squeegee Blade					
	BLADES 720MM/28INCH FRONT-REAR PU KIT	9097354000	1	●	●	●
	Eco Brilliance Pad					
	PAD 17 432MM ECO BRILLIANCE BLUE 2PCS	10002337	1	□	□	□
	PAD 17 432MM ECO BRILLIANCE GREEN 2PCS	10002339	1	□	□	□
	PAD 17 432MM ECO BRILLIANCE RED 2PCS	10002336	1	□	□	□
	PAD 17 432MM ECO BRILLIANCE YELLOW 2PCS	10002338	1	□	□	□
 430mm	Disc Brush 430 (mm)					
	BRUSH D.430 PROLITE	909 5693 000	1	□	□	□
	BRUSH D.430 MIDLITE GRIT	909 5691 000	1	□	□	□
	BRUSH D.430MM/17INCH PROLENE PPL BLUE	L08812891	1	●	●	□
	BRUSH D.430 UNION MIX	909 5694 000	1	□	□	□

Updated version of our highly manoeuvrable walk-behind scrubber dryer

Accessories		Ref. no.	Min. required	SCRUBTEC 343.2 E UK	SCRUBTEC 343.2 B COMBI UK	SCRUBBER SCRUBTEC 343.2 B
	Battery					
	BATTERY 12V 55AH	9098977000	2		<input type="checkbox"/>	<input type="checkbox"/>
	BATTERY DISCOVER 12V 84Ah	1464853000	2		<input type="checkbox"/>	<input type="checkbox"/>
	BATT. 12V-76AH GEL MONOBLOC	80564310	2		<input checked="" type="checkbox"/>	<input type="checkbox"/>
	BATT.12V-68AH AGM SPIRALCELL	80561268	2		<input type="checkbox"/>	<input type="checkbox"/>
 432mm	Pad 17" / 432 mm					
	PAD 17 432MM ECO CARPET BONNET 6PCS	10001935	1	<input type="checkbox"/>	<input type="checkbox"/>	<input type="checkbox"/>
	PAD 17 432MM ECO BLACK 5PCS	10001938	1	<input type="checkbox"/>	<input type="checkbox"/>	<input type="checkbox"/>
	PAD 17 432MM ECO TAN 5PCS	10001937	1	<input type="checkbox"/>	<input type="checkbox"/>	<input type="checkbox"/>
	PAD 17 432MM ECO RED 5PCS	10001941	1	<input type="checkbox"/>	<input type="checkbox"/>	<input type="checkbox"/>
	PAD 17 432MM ECO GREEN 5PCS	10001940	1	<input type="checkbox"/>	<input type="checkbox"/>	<input type="checkbox"/>
	PAD 17 432MM ECO WHITE 5PCS	10001936	1	<input type="checkbox"/>	<input type="checkbox"/>	<input type="checkbox"/>
	PAD 17 432MM ECO BLUE 5PCS	10001939	1	<input type="checkbox"/>	<input type="checkbox"/>	<input type="checkbox"/>
	On-board Charger					
	CHARGER BATT. ON BOARD 24V 8A 100-230V	9099388000	1		<input checked="" type="checkbox"/>	<input checked="" type="checkbox"/>
	External Charger					
	CHARGER HF 24V 30A OPTIMA SB50R	80542432	1		<input type="checkbox"/>	<input type="checkbox"/>
	Other					
	FILTER ANTIFOAMING	909 5065 000	1	<input type="checkbox"/>	<input type="checkbox"/>	<input type="checkbox"/>
	Pad Holder					
	PAD HOLDER FLAT 17 432MM	9099669000	1	<input type="checkbox"/>	<input type="checkbox"/>	<input type="checkbox"/>