


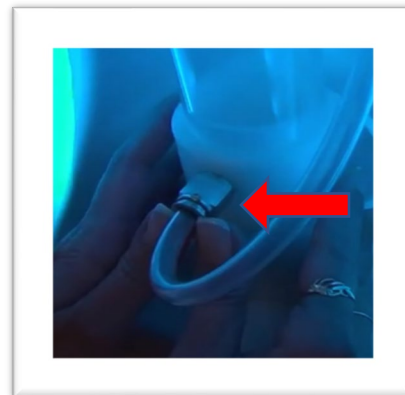
VITALITY BOOTH OPERATION

HALOTHERAPY SOLUTIONS


To add salt unplug turbo mill from the side of the generator.



Remove the air hose by pushing the connector ring in on the fitting.



Unthread the connection ring on top of the transparent tube. Remove the tube and add 1 Tablespoon of salt. Place the tube back in and connect.



To turn on the Vitality Booth turn the timing knob to the desired time. Time can be set up to 30 minutes.

For salt therapy only shut off Red Light by pressing button to the "O".



For Red Light only shut off the salt generator by pressing the button on the generator to the "O".

For more frequent bursts of salt adjust the salt level knob from - to +. It is not necessary to go all the way to the +.



With the Vitality Booth off and no people inside turn the key to turn to sanitize the Booth.




Cleaning the Generator


If humidity is lower than 60% weekly cleaning is required.

If humidity is higher than 60% daily cleaning is required.

Remove the transparent tube.



Unthread the turbo mill off the bottom and brush off any salt left on the turbo mill.




Brush out the inside of the air channel piece.



Check the air channel opening hole to see if it is blocked by hardened salt.



Use a needle or a pick to clear the salt out of the air channel opening.



Keep the mill connector clean and dry. Moist salt can cause corrosion. Wipe off the connector with a dry cloth.

