

## Installation Instructions - CFO™ (Combat Fiber-Optic™) Sights for H&K USP (Patent Pending)

**CAUTION:** Installation should only be performed by a qualified and experienced Gunsmith. Failure to properly install this product on a firearm could result in damage of property, personal injury, or even death.

LGA Systems, LLC is not responsible for property damage, injury, or death resulting from improper installation or use of this product. Always be sure your firearm is unloaded and safe to handle before performing ANY work on it.

**Before starting, make sure your firearm is completely unloaded and safe to handle with the magazine removed!**



Installation Procedure:

**Step 1. Remove factory sights.** Using an appropriate sight tool, remove the factory sights from the pistol slide by drifting them out from **LEFT to RIGHT** with the slide oriented so the muzzle end is facing away from you.

**Step 2. Install new sights.** After cleaning and lightly lubricating the dovetail cuts in the pistol slide, install the new sights using an appropriate sight installation tool. With the muzzle end still facing away from you, drift the rear sight in from **RIGHT to LEFT** until it is centered in the slide. Repeat for the front sight.


**Note:** Minor filing of the sight dovetails may be required for optimal fit to the pistol slide. It is recommended to have a competent Gunsmith perform installation. Use a cold blue pen to touch up any exposed steel areas and give the sights a light coat of oil before installing.

Rear sight installation:



## Installation Instructions - CFO™ (Combat Fiber-Optic™) Sights for H&K USP (Patent Pending)

Front sight installation:



**Step 3. Test-fire weapon.** Before entering the pistol into service, ensure bullet point-of-aim/ point-of-impact is consistent with individual operator preferences.

**Note:** Although 6.8mm is the standard height USP front sight (6.2mm for USP Compact), it is NOT uncommon for H&K to ship pistols from the factory with different height front sights. If you have ANY concern about your bullet's point-of-impact changing, please measure the height of your factory sights with a set of digital calipers or have your gunsmith remove the factory front sight from your pistol to check what size you have before ordering. The factory height will be engraved underneath the stock sights. If you have any questions or concerns, please contact us first.

**\*Keep sights lightly oiled for additional corrosion resistance\***

LGA Systems, LLC will not replace sights damaged from improper installation. We are not responsible for damage to a firearm from improper installation.