



# UNIVERSAL BATTERY SHORTY

[WWW.CRITICALTATTOO.COM](http://WWW.CRITICALTATTOO.COM)

  @CRITICALTATTOOSUPPLY

# UNIVERSAL BATTERY SHORTY

THE CRITICAL UNIVERSAL BATTERY IS THE FIRST WIRELESS BATTERY PACK THAT UTILIZES THE CRITICAL CORE™ - CREATED FOR CONSISTENT POWER AND EXTREME ACCURACY.



VOLTAGE RANGE: 4.5V - 13V  
WEIGHT: 1.50Z  
LENGTH: 1.43"  
DIAMETER: 1.26"

# ENHANCED WITH CRITICAL CORE



## PRECISE VOLTAGE

NO "SAG" IN VOLTAGE DROP DURING ANY PART OF THE TATTOO SESSION



## LOW BATTERY INDICATOR

AT 5% CHARGE LIFE, A LOW BATTERY ICON IS DISPLAYED ALONG WITH A BEEP FOR 5 SECONDS AT EVERY MINUTE



## OUTPUT INDICATOR

FLASHING DECIMAL POINT INFORMS USER DEVICE IS IN USE



## TEMPERATURE PROTECTION

POWER SHUTS OFF IF TEMPERATURE EVER REACHES AT UNSAFE LEVELS (176°F)



## CRITICAL CORE

SMART & ACCURATE



TYPE C

## VERSATILE CHARGE CONNECTION

EASY CHARGE CONNECTION WITH ANY USB-C CONNECTION

# HOW TO USE:

- 1 ATTACH CRITICAL UNIVERSAL BATTERY TO TATTOO MACHINE
- 2 **TURN DEVICE ON BY HOLDING POWER BUTTON 3 SECONDS**
- 3 SELECT DESIRED VOLTAGE BY USING +/- BUTTON
- 4 START DEVICE BY CLICKING POWER BUTTON 1 TIME
- 5 STOP DEVICE BY CLICKING POWER BUTTON 1 TIME
- 6 TURN DEVICE OFF BY HOLDING POWER BUTTON 3 SECONDS

## OLED SCREEN

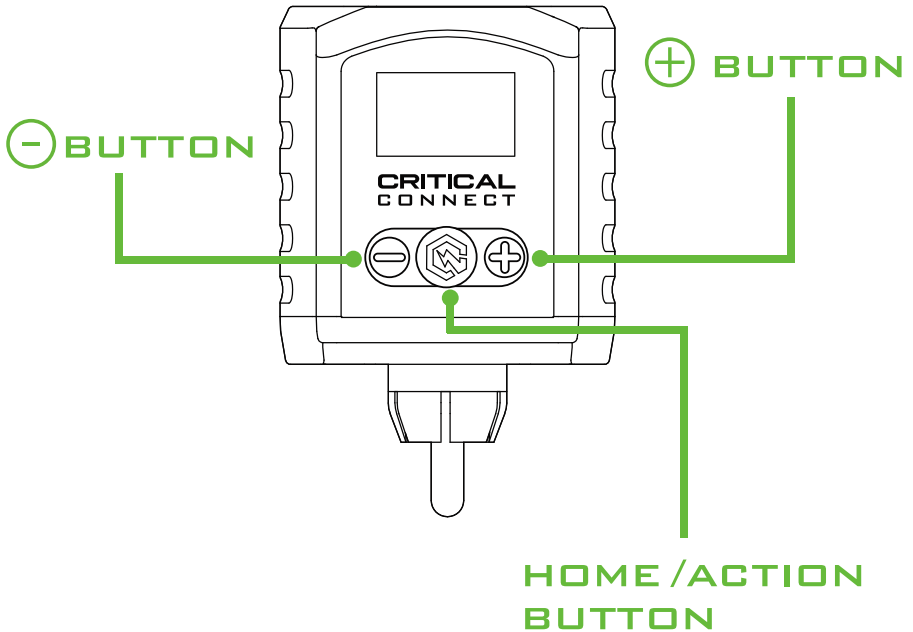
### WHEN CHARGING:

- SCREEN WILL REMAIN ON WHILE CHARGING, WILL DISPLAY BATTERY STATUS
- SCREEN WILL IDLE ONCE FULLY CHARGED AFTER 60 SECONDS

## CHARGING

- USE USB TYPE C CONNECTOR
- UNIVERSAL BATTERY DOCK (SOLD SEPARATELY)





# HOW TO PAIR BATTERY TO FOOT SWITCH



## REQUIRED FOR SET UP

- CRITICAL CONNECT BATTERY (UP TO 4)
- 1X CRITICAL CONNECT FOOT SWITCH

# CRITICAL CONNECT TO ACCESS BLUETOOTH MENU

- 1 HOLD BOTH  AND  BUTTONS FOR 3 SECONDS TO ENTER BLUETOOTH MENU
- 2 CLICK  1 TIME FOR SEARCH MODE
- 3 QUICKLY TAP FOOT SWITCH (SOLD SEPARATELY) 1 TIME TO PAIR WITH BATTERY PACK
- 4 CLICK  BUTTON 1 TIME TO RETURN TO HOME MENU

## BLUETOOTH MENU SYMBOLS



### NOT PAIRED

CLICK  ONCE TO SEARCH FOR CRITICAL CONNECT FOOT SWITCH



### SEARCH MODE

TAP FOOT SWITCH ONCE DURING SEARCH MODE TO CONNECT



### DEVICE NOT FOUND

IF NO DEVICE IS PAIRED OR FOUND AFTER 30 SECONDS



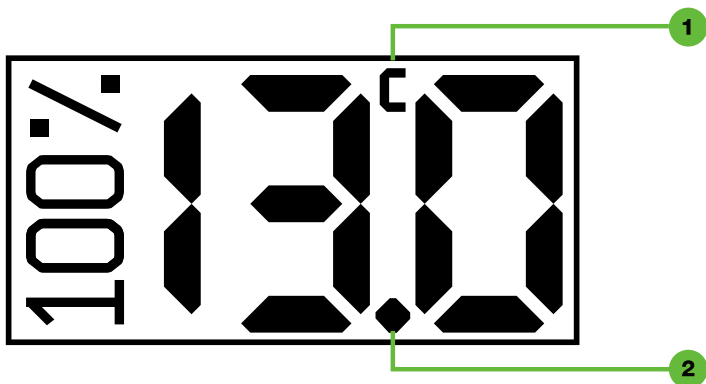
### BLUETOOTH PAIRED

SUCCESSFULLY PAIRED

CLICK  ONCE TO UNPAIR DEVICE

# HOME SCREEN

## BATTERY TO FOOT SWITCH



**1 CRITICAL CONNECT INDICATOR**  
“C” SYMBOL WILL BE VISIBLE ON HOME  
SCREEN WHEN BATTERY IS PAIRED WITH  
FOOT SWITCH

**2 MOMENTARY/CONTINUOUS MODE**  
CLICK BOTH  AND  ONCE TO  
TOGGLE BETWEEN MODES ON THE  
FOOT SWITCH



- ◆ SOLID DECIMAL FOR CONTINUOUS
- ◇ HOLLOW DECIMAL FOR MOMENTARY

# HOW TO PAIR MULTIPLE BATTERIES



+



- 1 PAIR 1ST BATTERY TO FOOT SWITCH
- 2 DOUBLE CLICK  TO ENTER “STANDBY” MODE
- 3 TURN ON OR EXIT STANDBY BY DOUBLE  CLICKING ON 2ND DEVICE
- 4 PAIR 2ND BATTERY TO FOOT SWITCH

PAIR AND SWITCH BETWEEN UP TO 4 BATTERIES  
AND 1 FOOT SWITCH

ONLY 1 BATTERY CAN BE OPERATED AT A  
TIME PER FOOT SWITCH. ALL BATTERIES  
NOT IN USE SHOULD BE ON STANDBY  
MODE OR OFF



# COMPATIBLE PRODUCTS



**CRITICAL CONNECT  
FOOT SWITCH**



## UNIVERSAL BATTERY DOCK

**12 MONTH WARRANTY**

### **PATENT INFO**

US UTILITY PATENT - 10,471,246

AUSTRALIA UTILITY PATENT - AU2020200982

US DESIGN PATENT - 29/736,884

CHINA DESIGN PATENT - 202030297770.3

CANADA DESIGN PATENT - 196581

# VIDEO TUTORIAL

[WWW.CRITICALTATTOO.COM/CRITICALCONNECT](http://WWW.CRITICALTATTOO.COM/CRITICALCONNECT)



SCAN QR CODE FOR VIDEO LINK

**CRITICAL  
CONNECT™**



**WWW.CRITICALTATTOO.COM**

VISIT OUR YOUTUBE CHANNEL



**CRITICAL TATTOO**

FOR USAGE INSTRUCTIONS



**@CRITICALTATTOOSUPPLY**