

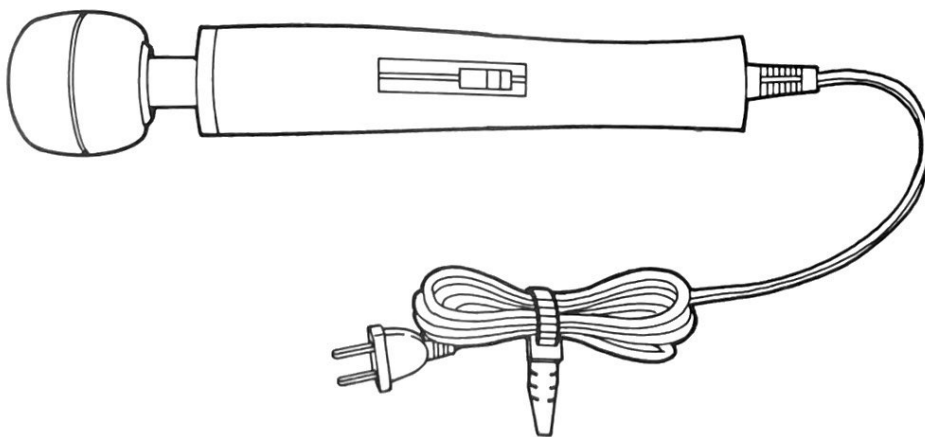


INSTRUCTIONS

Magic Wand[®] Original

Personal Massager

Model HV-260



IMPORTANT SAFETY INSTRUCTIONS

When using an electrical appliance, basic precautions should always be followed, including the following.

Read all instructions before using the massager.

DANGER

... To reduce the risk of electric shock:

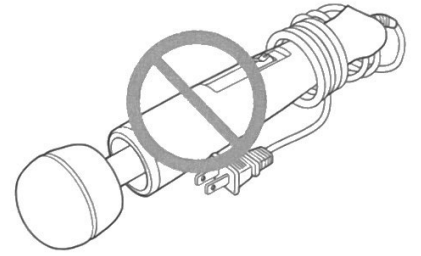
1. Always unplug the massager from the electrical outlet immediately after using and before cleaning.
2. Do not reach for the massager that has fallen into water. Unplug immediately.
3. Do not use while bathing or in a shower.
4. Do not place or store massager where it can fall or be pulled into a tub or sink. Do not place in or drop into water or other liquid.
5. This massager has a polarized plug (one blade is wider than the other). This plug will fit in a polarized outlet only one way. If the plug does not fit fully in the outlet, reverse the plug. If it still does not fit, contact a qualified electrician to install the proper outlet. Do not change the plug in any way.
6. Do not use at wet location of body or while body is wet.
7. Do not wash the massager with water.
8. Do not use power sources other than 110-120V AC/60Hz .

WARNING

... To reduce the risk of burns, fire electric shock, or injury to persons:

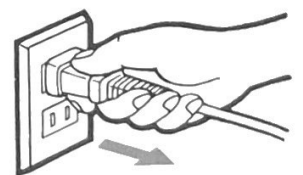
1. Never operate for more than 25 minutes.
The continuous operation for more than 25 minutes makes the main case heat, transform and break down.
In the case you use it again, turn it off and use after stopping operation for more than 30 minutes.
2. The massager should never be left unattended when plugged in. Unplug from outlet when not in use.
3. Do not operate under blanket or pillow. Excessive heating can occur and cause fire, electric shock, or injury to persons.
4. Close supervision is necessary when the massager is used by, on, or near children, invalids, or disabled persons.
5. Use the massager only for its intended use as described in this manual.
6. Never operate the massager if it has a damaged cord or plug, if it is not working properly, if it has been dropped or damaged, or dropped into water. Return the massager to a service center for examination and repair.
7. Do not carry the massager by power cord or use cord as a handle.
8. Keep the cord away from heated surfaces.
9. Never operate the massager with the air openings blocked. Keep the air openings free of lint, hair, and the like.
10. Never drop or insert any object into any opening.
11. Do not use outdoors in wet or damp areas or near pool or jacuzzi.

12. Do not operate where aerosol (spray) products are being used or where oxygen is being administered.
13. To disconnect, turn all controls to the off position, then remove plug from outlet.
14. Never operate on a soft surface such as a bed or couch where the air openings may be blocked.
15. Never damage, bend more than necessary, pull, twist, place something heavy on, sandwich, process the power cord, or wind it around the main body.
16. Do not modify. No one except repair technicians must repair.
17. Household use only.
18. Do not use massager in close proximity to loose clothing or jewelry.
19. Keep long hair away from massager while in use.



PRECAUTIONS

1. You'll want to use your massager on your shoulders, arms, back muscles, and legs. It's not for your chest and certainly not for use around your thyroid gland (just below the Adam's apple).
2. Don't grasp the vibrating head while your massager is turned ON.
3. The rated maximum continuous use of your massager is 25 minutes.
4. Don't turn the vibrating head by hand or press it tightly to your body. You could bend the head-supporter, and heavy pressure does not produce a stronger massaging effect anyway.
5. Don't use your massager over swollen or inflamed areas, or skin eruptions. Don't use on an unexplained calf pain. Whenever in doubt, consult your physician.
6. When removing the power plug, make sure to remove it holding not the cord but the plug portion.
7. After use, store the product in a place out of reach of children.



SAVE THESE INSTRUCTIONS

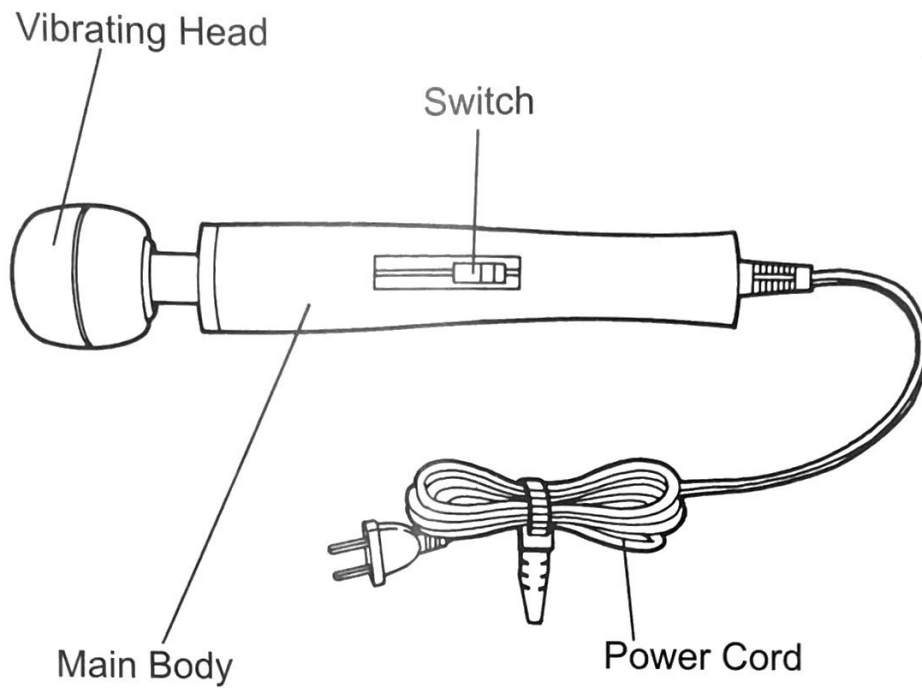
Thank you very much for purchasing the

Magic Wand[®]
Original

For more information, please visit:
www.MagicWandOriginal.com



NAME OF PARTS



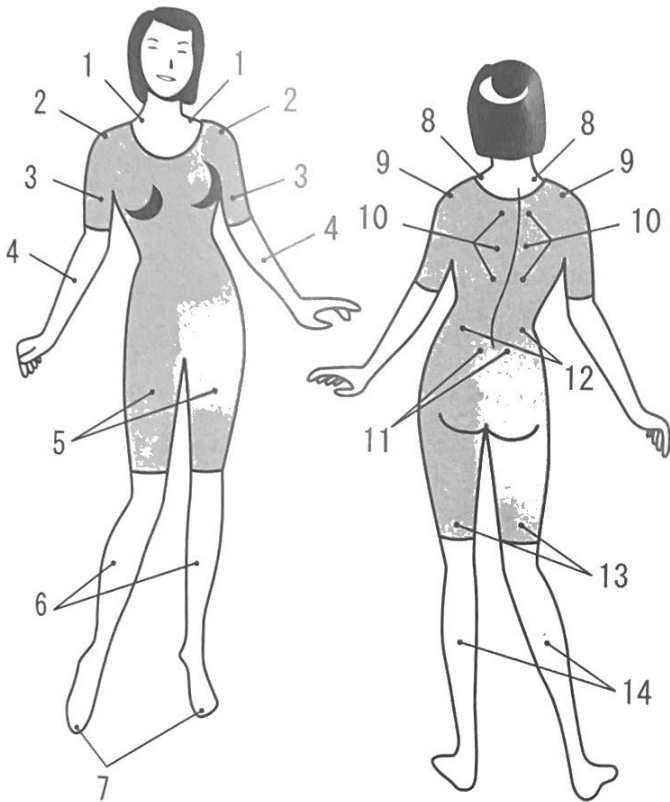
SPECIFICATIONS

Model:	HV-260
Maximum operation:	25 minutes
Power source voltage:	110-120Volts
Power source frequency:	60Hz
Power consumption:	10 watts (No-load)
Vibration frequency:	Approx. 6000/min.(High) 5000/min.(Low)
Weight:	1.2 lbs.

HOW TO USE

1. Make sure the switch is in the OFF position before plugging the device into the electrical outlet. There are three positions marked on the switch: O (Off, center), I (Low, side closer to the power cord) and II (High, side closer to the vibrating head).
2. Massage the body by fitting the side surface (spherical vinyl portion) of the vibrating head to the body.
3. Since vibrating amplitude has two speeds, select the speed which you prefer.

POSITIONS OF MASSAGING



Shoulders	1,2,8,9
Arms	3,4
Back muscles	10
Loins	11,12
Legs	5,6,7,13,14

CAUTION - THE MASSAGER SHOULD NOT BE USED OVER SWOLLEN OR INFLAMED AREAS OR SKIN ERUPTIONS. DO NOT USE IN UNEXPLAINED CALF PAIN. CONSULT PHYSICIAN.

IMPORTANT: Any individual who may be pregnant, has a pacemaker, suffers from diabetes, phlebitis, and/or thrombosis, is at an increased risk of developing blood clots due to recent surgery, or who has pins/screws or other medical devices in their body should consult with a physician before using a massaging device designed for home use.

CARE AFTER USE AND STORAGE, CLEANING

1. After use, disconnect from the electrical outlet. Make sure the switch is in the OFF position.
2. Don't store your massager in a moist area, nor in bright sunlight.
3. If necessary, wipe it with a damp cloth-certainly not while it's still plugged into the power source. Don't use substances such as benzine, lacquer thinner or other volatile chemicals. Don't use them on *anything* electrical.

Magic Wand[®]

Original

www.MagicWandOriginal.com

Distributed by: Vibratex, Inc.

Phone: 1-888-558-9778

Email: Contact@MagicWandOriginal.com

LIMITED WARRANTY

What is Covered and For How Long?

This warranty covers all defects in workmanship or materials in the mechanical and electrical parts, arising under normal usage and care, in this product for a period of 12 months from the date of purchase provided you are able to present a valid proof-of-purchase. A valid proof-of-purchase is a receipt specifying item date purchased, and cost of item. A gift receipt with date of purchase and item is also an acceptable proof-of-purchase. Product is intended for household use only. Any commercial use voids the warranty.

**YOU MUST KEEP YOUR ORIGINAL PROOF-OF-PURCHASE
TO OBTAIN WARRANTY SERVICE.**

Who is Covered?

The original retail purchaser or gift recipient who can provide proof-of-purchase.

What Will Be Done?

During the applicable warranty period within normal household use, we will repair or replace, at our discretion, any mechanical or electrical part which proved defective, or replace unit with a comparable model.

How Can You Get Service?

Call 1-888-558-9778

Email: Contact@MagicWandOriginal.com

**DO NOT SHIP THIS PRODUCT BEFORE RECEIVING INSTRUCTIONS FROM
Vibratex Inc.**

All service must be performed by a Vibratex, Inc. authorized Service Center. A valid proof-of-purchase must be submitted to obtain warranty service. Maintain a copy of proof-of-purchase for your records. In the event service is required:

- a. Vibratex, Inc. is not responsible for loss or damage during incoming shipment.
- b. Carefully package product for prepaid shipment and insure it with the carrier. Be sure to enclose any accessories related to your problem.
- c. Retain tracking information for your protection in case of loss or damage in shipment.

**THIS LIMITED WARRANTY COVERS UNITS PURCHASED AND
USE WITHIN THE UNITED STATES AND DOES NOT COVER:**

- Damages from improper installation.
- Damages in shipping.
- Defects other than manufacturing defects.
- Damages from misuse, abuse, accident, alteration, lack of proper care and maintenance.
- Damages from incorrect current or voltage.
- Damage from service by other than an authorized dealer or service center.
- Any transportation and shipping charges.

MANUFACTURE MAKES NO WARRANTY, EXPRESS OR IMPLIED, INCLUDING WITHOUT LIMITATION, ANY WARRANTIES OF FITNESS OR MERCHANTABILITY, EXCEPT AS EXPRESSLY SET FORTH ABOVE WITH RESPECT TO SUCH PRODUCTS OR PARTS THEREFOR. NOR SHALL MANUFACTURER HAVE INCURRED ANY OTHER OBLIGATIONS OR LIABILITIES ON ITS PART OR BE LIABLE FOR ANY ANTICIPATED OR LOST PROFITS, INCIDENTAL DAMAGES, CONSEQUENTIAL DAMAGES, TIME CHARGES OR ANY OTHER LOSSES INCURRED IN CONNECTION WITH THE PURCHASE, INSTALLATION, REPLACEMENT, OR REPAIR OF SUCH PRODUCTS OR ANY PARTS THEREFORE WHETHER ORIGINAL EQUIPMENT OR INSTALLED AS A REPLACEMENT COVERED BY THIS WARRANTY OR OTHERWISE; AND MANUFACTURER DOES NOT AUTHORISE ANY PERSON TO ASSUME FOR MANUFACTURE ANY OTHER LIABILITY IN CONNECTION WITH THE PRODUCTS OR PARTS THEREFOR.

Manufacturer assumes no liability for delay in performing its obligations hereunder if failure results, directly or indirectly, from any cause beyond its control, including but not limited to acts of God, acts of government, floods, fires, shortages of materials, strikes and other labor difficulties, or delays, or failures of transportation facilities.

ATTACH PROOF-OF-PURCHASE HERE

IMPORTANT NOTICE

PLEASE DO NOT RETURN TO PLACE OF PURCHASE

If you have any problem with the unit contact

Vibratex, Inc.

Phone: 1-888-558-9778

Email: Contact@MagicWandOriginal.com

**Please read operating instructions before using this
product**

**Please keep original box and packing materials in the
event that service is required**

Magic Wand[®]
Original

www.MagicWandOriginal.com

Distributed by: Vibratex, Inc.

Phone: 1-888-558-9778

Email: Contact@MagicWandOriginal.com

