

STITCHIN' POST PRESENTS
QUILTER'S
Affair
A WEEK OF CREATIVITY

July 7 - 12, 2025



Welcome to the 2025 Quilter's Affair Class & Event Guide!

Thank you to all who visited the Stitchin' Post, in person or online, and to all who attended Quilter's Affair and the Sisters Outdoor Quilt Show last year. It is always a pleasure to see familiar faces and a joy to make new friends. You honor us with your patronage, and we treasure you.

We are hard at work preparing for a fantastic Quilter's Affair 2025. My staff and I strive to make your experience positive and we listen to your suggestions for improvements. This year, lunches will be provided by Oliver Lemon's, our local market—their food is outstanding, and we think you will love it. Sisters PEO will also have a concession area to order breakfast and lunch. Thank you for all of your suggestions and your patience, as we strive to create a special experience for you.

We will be bringing back a lot of our favorite teachers and some new faces this year. Thursday Night's program, The Main Event - Humble Beginnings, will feature a lecture by Jean Wells about how it all began. The Sisters Outdoor Quilt Show Fundraiser invites you to join them Friday evening for A Town Covered in Quilts, featuring an up close and personal interview by Alex Anderson with Jean and Valori Wells. There will also be a live quilt auction. We will wrap the week up with Quilt Show Sunday, featuring a lecture and walking tours with Karen Stone. You won't want to miss these events!

Quilter's Affair offers more opportunity for education than any other textile art event in Oregon, and workshops abound throughout the year at Stitchin' Post. Education is the foundation of our business! We encourage you to check our website frequently and subscribe to our newsletter to stay up to date on all our workshops and events. You may subscribe online at <https://mailchi.mp/stitchinpost/quiltersaffairsignup>


We look forward to seeing you this summer, if not before, and invite you to stop by the Stitchin' Post anytime you are in Sisters, or shop online at www.stitchinpost.com. We are very busy writing orders for new products that will fill the store to the brim by July!

XO

Valori & the Quilter's Affair Team

On the Cover: 2025 SOQS Poster Artwork - Mountain Meadow by Kathy Deggendorfer

Registration Procedures



Online Registration opens for all workshops, lectures, events at 10:00 am PST, **Wednesday, January 8, 2025**, on *stitchinpost.com*

All registration is online only. No registrations will be taken via USPS mail, e-mail, paper (walk-in), phone, or fax. **Note that again this year, there will be no registration fee.**

Our registration system requires all students to create a Stitchin' Post customer account before completing checkout. You may create your account before registration to save time. If you already have an account, please make sure all of the information, especially your email address is correct. If your email address has changed, you will need to update it or create a new account.

Classes are viewable online from Dec. 18th - Jan. 5th.

All classes will appear as "sold out" until registration opens, but don't worry they aren't.

Classes are not available for viewing online after Jan 5th as we prepare for registration.

On registration day, be sure to read all of the instructions for registering posted on *stitchinpost.com*.

All classes are filled on a first come, first served basis. Putting a class in your shopping cart does not guarantee you a seat - the seat is not yours until your order has been charged and processed. Our system allows you to register for only a single seat in each workshop. (Excludes evening and Sunday programs.)

If you wish to register for a friend, you will have to log in to their (or a separate) account to do so.

Once a class fills, a wait list will be turned on. If a seat opens up, the first person on the wait list will be emailed. You will have **24 hours** to respond, after that, the next person on the wait list will be sent an email.

Tote bags and name tags for Quilter's Affair participants are available at the High School beginning Monday, July 7 from 7:30 am to 3:30 pm. (Early pick-ups are available Saturday & Sunday, July 5 & 6, at the Stitchin' Post from 10:00 am until 4:00 pm.) Tote bags and name tags will be issued to all students who have **registered for a Workshop**, but not if you have only registered for Special Events.

Feel free to log on to the instructor's websites to learn more about them and to see more examples of their work. The instructor list with teacher bios & their links can be found on our website.

We look forward to seeing you this summer in Sisters!

Any communication in reference to registration must be directed to Julie York by email:
Julie@StitchinPost.com

Cancellation/Change Policy

Making any changes to a Stitchin' Post or Quilter's Affair class at any time after registration will incur a 10% change fee.

Cancellations must be made by May 31st for a 90% refund*.

Cancellation after May 31st forfeits all registration monies paid.
*Your receipt will show a full refund minus a 10% "restocking fee"

Welcome!

All workshops, lectures and evening programs (BINGO, Main Event) are held at the Sisters High School. The Quilt Walk, Black Butte Ranch Quilt Show, Sisters Outdoor Quilt Show, and Quilt Show Sunday are all held at various locations around Sisters (specified with the information for each event).

Each workshop is coded by level of expertise: **Beginner** workshops are for people who have little or no experience with quilt making; **Confident Beginner** workshops require you to have rotary cutting and piecing experience; **Intermediate** workshops require you to be comfortable doing your own interpretation of patterns/designs; and **Advanced** workshops require you to be comfortable with all levels of designing and creating quilts.

We have workshops that run two different times: Most classes are 8:30 am to 3:30 pm with a lunch break at 11:30 am. Susie Zeitner's fused glass classes take place at her studio and run 9:00 am - 12:00 pm.

Class listings can be found here:
<https://stitchinpost.com/pages/qa-home>
Links to all supply lists will be posted on the product page for that class.

Some workshops require a specific book, pattern, or a Lab Fee for supplies. We have indicated these items in the class descriptions. **Lab/Kit/Pattern Fees are to be paid (in cash) to the instructor at class time.** Be sure to check the supply lists for details on lab fees, kits, patterns, books etc. Books and patterns are available on the Stitchin' Post's website:
<https://stitchinpost.com/collections/qa-supplies>

Most one-day workshops are \$130, two-day workshops are \$260, and three-day workshops are \$390. Some special class prices vary, depending on duration and whether supplies are provided.

Lunches

Pre-ordered, bagged lunches will be available Monday through Friday at Sisters High School, through the efforts of the staff at Oliver Lemon's Market. Lunches can be ordered on our website.

(You may order a breakfast or lunch on the day of your class through the Sisters PEO Cafe set up at the High School.)

SOQS 2025

For information or questions on the events below, contact admin@soqs.org - 541-549-0989

Quilt Show Poster Signing - Kathy Deggendorfer
Saturday, July 12, 9:00 am to Noon
in the alley behind Stitchin' Post

SOQS Quilt Walk
Daily, July 1-31
Quilts on display inside Sisters and Central Oregon businesses, daily during business hours.

See map for self-guided tour (available online at [SOQS.org](https://www.soqs.org), at the Stitchin' Post, and at local businesses).

Wish Upon A Card Fabric Postcards
Silent Auction & Card Sales

July 7-11, 9 am to 4 pm (9 am to Noon on Friday)
Sisters High School, Sisters
July 12, 9:00 am – 3:00 pm
Tent in Village Green Park, Sisters

SOQS Fundraiser: A Town Covered in Quilts
Friday, July 11th, 6:30-9:00 pm
Doors open at 6:00 pm
Sisters High School Auditorium

Ticketed Event - \$25 per person - see page 38
Includes a 50th Anniversary Keepsake.

Sisters Outdoor Quilt Show
Saturday, July 12, 2025
9:00 am - 4:00 pm
Downtown Sisters
Free to the public

Sisters Outdoor Quilt Show Sunday!
Five Pine Conference Center
Featuring Karen Stone
Sunday, July 13
Lecture 10:00 am - Ticketed Event
\$35 per person - see page 39

Walking tour tickets available through the Quilt Show: <https://www.soqs.org/>

Quilts are on display Sunday 10:00 am - 2:00 pm

To receive your 10% Quilter's Affair discount at
Stitchin' Post, you must wear your name tag.

Monday – July 7, 2025

100 50th Anniversary Mystery Teacher

Mystery Teacher ... \$130

1 Day - 8:30 am to 3:30 pm, Monday, July 7, 2025 at Sisters High School

Full Description and Supply List Available on our Website: StitchinPost.com

Craft: Quilting Skill Level: Intermediate

Techniques used: Piecing Required Materials Kit: \$65 (cash - paid to teacher in class)

In honor of the 50th anniversary, Quilters Affair will be offering a special opportunity for our beloved quilting community.

This class is different because you only need a few basic sewing supplies and everything else is provided.

Some classes use sewing machines (provided) and some are hand stitching. Here's the scoop:

- Each day a very special "Mystery teacher" class will be offered. The teacher will be introduced the morning of your class.
- All teachers have taught at Quilters Affair through the years.
- Brad Park from Anvil Sewing in Bend and Bernina are providing sewing machines for students to use in the classroom (no charge).
- Each teacher is creating a materials kit for purchase the morning of your class.
- Be assured there will be much-loved teachers with lots of information, creative projects, and guaranteed smiles and laughter.

This is your chance to jump in and take a 50th Anniversary Mystery Class!



101-201 Climbing Scrap Mountain

Sarah Fielke ... \$260

2 Days - 8:30 am to 3:30 pm, Monday & Tuesday, July 7 & 8, 2025 at Sisters High School

Full Description and Supply List Available on our Website: StitchinPost.com

Craft: Quilting Skill Level: Intermediate

Techniques used: Machine Piecing Class Project: Quilt blocks using scraps

Required: Sewing Machine, Materials Fee \$55 (cash - paid to teacher)

Sarah's ever popular Climbing Scrap Mountain returns for another shot at using up those pesky scraps we seem to collect. Over two days we will design and begin stitching a different quilt for each student, using one of a range of simple but versatile shapes. Learn to string or crazy piece and start busting out those scraps. The idea of this class is that we all have scraps that need using up. Everyone's quilt will be different colors, sizes, shapes and designs, based on what moves you on that day!

103-203 Voltron

Irene Roderick ... \$260

2 Days - 8:30 am to 3:30 pm, Monday & Tuesday, July 7 & 8, 2025 at Sisters High School

Full Description and Supply List Available on our Website: StitchinPost.com

Craft: Quilting Skill Level: Intermediate

Techniques used: Machine piecing

Class Project: Work towards the completion of the 60" X 72" Voltron quilt top

Required: Sewing Machine

Do you love to be surrounded by vibrant colors? Voltron will push your imagination in design. Come join Irene in a workshop in which we will construct 12-15 strip sets of varying colors and widths, cut them into triangles, construct the quilt from the center out, and then engineer them into a beautiful, complex design. You will be amazed at the end result.





104 Tiny Homes

Laura Wasilowski . . . \$130

1 Day - 8:30 am to 3:30 pm, Monday, July 7, 2025 at Sisters High School

Full Description and Supply List Available on our Website: StitchinPost.com

Craft: Stitching Skill Level: Beginner

Techniques used: Appliqué Class Project: Design a small wall hanging

Kit Fee: \$35 (cash - paid to teacher) NO SEWING MACHINE REQUIRED.

Create a little house quilt and receive a degree in Architecture from the Chicago School of Fusing at the same time! In this workshop, we explore fusing techniques like free cutting, layering, collage building, improvisational design, and more. The result is a whimsical neighborhood placed in a colorful landscape setting and made from beautifully hand-dyed fabrics.

105 Fabric Collage Bouquet

Deborah Boschert . . . \$130

1 Day - 8:30 am to 3:30 pm, Monday, July 7, 2025 at Sisters High School

Full Description and Supply List Available on our Website: StitchinPost.com

Craft: Collage Skill Level: All

Techniques used: Appliqué and Design

Class Project: Work towards the completion of designing an original art quilt

Required: Sewing machine optional

Create an original art quilt collage with a bold bouquet as the focal point. Experiment with surface design techniques to create original patterned cloth. Learn composition tips for effective design. Explore different ways to create detail and add texture including hand embroidery.



106 Attic Windows

Sew Kind of Wonderful . . . \$130

1 Day - 8:30 am to 3:30 pm, Monday, July 7, 2025 at Sisters High School

Full Description and Supply List Available on our Website: StitchinPost.com

Craft: Quilting Skill Level: All levels

Techniques used: Machine Piecing, Curved Piecing

Class Project: 1-2 quilt blocks

Required: Sewing Machine, Quick Curve Mini Ruler, Pattern Provided in Class

The Attic Windows quilt design is inspired by the numerous stained-glass windows we saw in our teaching travels across Europe in 2023! The QCR Mini Ruler makes cutting the curves quick and easy! Easy curved piecing/sewing technique is used to achieve this iconic quilt block/stained glass window look. Just cut, sew, and square-up.

107-207 Stitched Needle Roll

Sue Spargo . . . \$260

2 Days - 8:30 am to 3:30 pm, Monday & Tuesday, July 7th & 8th, 2025 at Sisters High School

Full Description and Supply List Available on our Website: StitchinPost.com

Craft: Stitching Skill Level: Intermediate

Techniques used: Embroidery Class Project: Needle Roll

Required: NO SEWING MACHINE REQUIRED Kit Fee: \$30 available at suespargo.com

Join Sue for 2 full days of stitching focused on our Creative Stitching tools, the Spoke Easy and Loop Easy, the possibilities for these tools are endless! Create unique flowers, leaves, and stems to design a fantasy garden all of your own. Get creative and experiment with embellishing threads in varying weights, exploring stitches and stitch combinations that will add incredible depth and texture to your work. Leave this workshop with a beautiful cloth to turn into a needle roll!





108 Color Runs

Lynn Koolish . . . \$130

1 Day - 8:30 am to 3:30 pm, Monday, July 7, 2025 at Sisters High School

Full Description and Supply List Available on our Website: StitchinPost.com

Craft: Dyeing Skill Level: All levels

Class Project: Experiment with different colors/dyes

Required: NO SEWING MACHINE REQUIRED Kit Fee: \$20 (cash - paid to teacher)

Bold or subtle, colorful or neutral, dyeing gradations (color runs) is one of the best ways to expand your stash with a range of colors and values. You'll be able to dye gradations and a variety of companion colors to give you the best options for making dynamic quilts. You'll not only learn how to dye gradations, but we'll discuss how to determine the best companion colors to dye as well. Your friends will be totally jealous of your new hand-dyed stash.

109 Art of Fabric Bending

Michelle Wilkie . . . \$130

1 Day - 8:30 am to 3:30 pm, Monday, July 7, 2025 at Sisters High School

Full Description and Supply List Available on our Website: StitchinPost.com

Craft: Quilting Skill Level: Beginner to Intermediate

Techniques used: Strip piecing Class Project: Design a quilt layout

Required: Sewing machine, No pattern purchase required

In this class, let us take a new look at strip piecing by folding in improvisation techniques and manipulating the fabrics to add soft curves or waves into our designs. You will design your own quilt layout using soft curves and start constructing your strip-pieced quilt, on the fly, with the aid of a design wall.



110 Villager Quilt

Brooke Shankland . . . \$130

1 Day - 8:30 am to 3:30 pm, Monday, July 7, 2025 at Sisters High School

Full Description and Supply List Available on our Website: StitchinPost.com

Craft: Quilting Skill Level: Advanced Beginner and above

Techniques used: Piecing

Required: Sewing Machine, [Villager Quilt Pattern](#) by Eudaimonia Studio

Come together and create a modern take on the Celtic Twist block design. The Villager quilt is inspired by the importance of coming together to lend a helping hand, and of being able to lean on one another. The design reflects how "villagers" link arms and surround their community members in times of need. It is a call to remember our shared humanity and responsibility to care for our fellow villagers, in ways both big and small. Brooke will walk you through each step of constructing your own throw-sized quilt top - you'll be surprised how simple it is to create this complex-looking design.



111 Peel

Karla Alexander . . . \$130

1 Day - 8:30 am to 3:30 pm, Monday, July 7, 2025 at Sisters High School

Full Description and Supply List Available on our Website: StitchinPost.com

Craft: Quilting Skill Level: Confident Beginner

Techniques used: Collage, machine appliqué

Required: Sewing Machine, [Peel Quilt Pattern](#) by Karla Alexander

The swirling blocks in PEEL are made from a variety of contrasting bright prints with a lot of movement. You can make the blocks from any variety of fabrics you like - bold to bright, medium to large scale prints, or tone it down with colors you like. Find a good connection with all your choices moving in value from light to dark. You can also choose to make as many blocks as you like in batches of 6 each. The blocks are fun to make with gentle easy to sew curves! Even if you are hesitant about curves, you'll be surprised as how easy these pieces come together. Gather your fabric and come join in the fun!





112 Tree Time

Scott Hansen . . . \$130

1 Day - 8:30 am to 3:30 pm, Monday, July 7, 2025 at Sisters High School

Full Description and Supply List Available on our Website: StitchinPost.com

Craft: Quilting Skill Level: Intermediate

Techniques used: Machine piecing

Required: Sewing Machine, [Tree Time Pattern](#) by Blue Nickel Studios

Those who have taken Scott's Painted Forest class will love this faster "prescriptive improv" version. Two trees are made at once making the sewing go faster. There will be more options for more angles and variations to be discovered. Be prepared to mix busy prints with quiet ones and solids and textures. This is truly a mix and match quilt. Your quilt will become more engaging as you add great contrast.

113 Free-Motion Beginnings

Christina Cameli . . . \$130

1 Day - 8:30 am to 3:30 pm, Monday, July 7, 2025 at Sisters High School

Full Description and Supply List Available on our Website: StitchinPost.com

Craft: Quilting

Skill Level: Beginner

Class Project: Learn the steps to free-motion quilting.

Required: Sewing Machine

Take your first steps with free-motion quilting and see what's possible! Christina helps newer quilters get the feel for FMQ, by sharing must-have information and introducing several beginner-friendly designs. Build the confidence to quilt on your domestic machine, with a plan for how to keep improving after class is over.



114 Sit N Stitch

Colleen Blackwood . . . \$65

1 Day - 8:30 am to 3:30 pm, Monday, July 7, 2025 at Sisters High School

Full Description and Supply List Available on our Website: StitchinPost.com

Skill Level: All Levels

Class Project: Sit and work on the project of your choice.

We will have a room open where you can sit and stitch on any project you like. There will be electrical outlets for your sewing machine. Colleen, one of our resident experts, will be on hand to answer your questions.

115 Celebration Quilt

Jackie Erickson . . . \$130

1 Day - 8:30 am to 3:30 pm, Monday, July 7, 2025 at Sisters High School

Full Description and Supply List Available on our Website: StitchinPost.com

Craft: Quilting Skill Level: All Levels

Techniques used: Piecing

Required: Sewing Machine

(A kit will be available for purchase in March at stitchinpost.com)

Create your very own 50th Sisters Outdoor Quilt Show anniversary celebration quilt! You will use a preprinted poster fabric panel and coordinating fabrics to make this celebration quilt.





116 Sashiko Quickstart 1.0

Mary Noble . . . \$130

1 Day - 8:30 am to 3:30 pm, Monday, July 7, 2025 at Sisters High School

Full Description and Supply List Available on our Website: StitchinPost.com

Craft: Hand stitching

Skill Level: Beginner

Techniques used: Hand piecing

Required: Olympus Sashiko Placemat Kit, NO SEWING MACHINE REQUIRED

Japanese Sashiko stitching is an ancient, easy-to-learn stitching practice that can be used to adorn your work. Included is a brief history of sashiko and the values it represents. You begin stitching right away on a kit with a pre-printed design.

117 Piecing Improvisational Curves

Karen Stone . . . \$130

1 Day - 8:30 am to 3:30 pm, Monday, July 7, 2025 at Sisters High School

Full Description and Supply List Available on our Website: StitchinPost.com

Craft: Quilting Skill Level: Advanced Beginner

Techniques used: Piecing Class Project: Learn to piece curves

Required: Sewing machine. Recommend engaged even feed, knee-lift or hover feature

If every straight line is identical, every free curve might be considered unique. What curves do you naturally cut? Let's explore the range depth and complexity of curves, learn to piece them beautifully so your work will press perfectly flat, and discuss ways to preserve design wall proportions in your patchwork.



118-218 Hand Painted Fabric with Natural Dyes

Casey Newman . . . \$260

2 Days - 8:30 am to 3:30 pm, Monday & Tuesday, July 7th & 8th, 2025 at Sisters High School

Full Description and Supply List Available on our Website: StitchinPost.com

Craft: Dyeing and Painting Skill Level: Beginner

Techniques used: Creating and painting with natural dyes

Class Project: Natural dyed fabrics

Required: \$45 supply fee (cash - paid to teacher)

In this two-day workshop students will learn to transform flowers, roots, leaves, and other natural materials into permanent fabric paint and then use those paints to create beautiful hand painted and stamped designs on fabric. Most materials used are things that can easily be gathered or grown locally with a couple sustainably sourced materials to round out our color palette. No fabric painting experience is necessary! Students will learn simple techniques that create stunning designs and the possibilities for creativity are endless.

119 Barn Quilt Painting

Sheila Snyder . . . \$150

1 Day - 8:30 am to 3:30 pm, Monday, July 7, 2025 at Sisters High School


Full Description and Supply List Available on our Website: StitchinPost.com

Craft: Painting Skill Level: All Levels

Techniques used: Painting Class Project: Create a 2' x 2' barn quilt

Required: Paint Fee: \$15 (cash - paid to teacher)

Join Sheila for a fun day of painting your own 2' x 2' Barn Quilt. Grab your favorite relative or friend and choose a design from the patterns offered. Learn how to enlarge a 12" square pattern onto a 2' prepared board. Choose from over 100 paint colors available, while perfecting the techniques used to complete your water and weatherproof Barn Quilt. Take home a finished project! This is a beginner friendly class.





120 Evolution of Lines

Lane Hunter ... \$130

1 Day - 8:30 am to 3:30 pm, Monday, July 7, 2025 at Sisters High School

Full Description and Supply List Available on our Website: StitchinPost.com

Craft: Quilting Skill Level: All Levels

Techniques used: Longarm Quilting Class Project: Practice many different techniques
Required: All machines and supplies provided (2 students per machine)

If learning how to quilt on a longarm machine is on your bucket list, then you will want to join Lane Hunter, BERNINA longarm expert, and build your repertory of free-motion quilting designs. This course shows beginner/intermediate quilters how to build upon basic designs, step by step, to create more elaborate designs, adding to the depth and interest of your quilts. We will be working on both the sit-down and framed BERNINA Q-series longarms but the concepts will work on your domestic sewing machine as well.

121 Painted Glass – Aspens

Susie Zeitner ... \$295

1 Day - 9:00 am to 12:00 pm, Monday, July 7, 2025 at Susie's Studio, Sisters, OR

Full Description and Supply List Available on our Website: StitchinPost.com

Craft: Crafting Skill Level: All Levels Techniques used: Fused glass, Enamel paint

Class Project: Create a glass art piece 12" x 9" mounted on a 4" x 12" wooden base.

Capture the beauty of an aspen grove by immersing yourself in creating contemporary art for a special place in your home. Design your own masterpiece in fused glass. These unique designs measure 9" x 12" and are mounted on a 4" x 12" wooden base. Each piece is custom-designed, one-of-a-kind creation sure to spark interest anywhere it is placed like a special windowsill or in front of a window. All materials are included in the cost of the class.

Please note: Processing can take up to three weeks. If the piece needs to be mailed, there will be an additional postage charge of \$45.00.



122-222 Best Friends

June Jaeger ... \$260

2 Days - 8:30 am to 3:30 pm, Monday & Tuesday, July 7th & 8th, 2025 at Sisters High School

Full Description and Supply List Available on our Website: StitchinPost.com

Craft: Fused Appliqué Skill Level: All levels

Techniques used: Appliqué Class Project: Design a pet portrait

Required: NO SEWING MACHINE REQUIRED

Creating a portrait of your pet (any animal) by using fabric and fusible web, you will learn to draft your own pattern. No artistic ability required. Class is designed for all levels of quilters and non-quilters. In class you will see your pet come alive through the use of fusible appliqué. June will be available to help you make fabric choices. In this two-day workshop you will learn the tricks of the trade and troubleshooting while you see your animal's personality reveal itself.

123 All The Things Totes

Sally Frey ... \$130

1 Day - 8:30 am to 3:30 pm, Monday, July 7, 2025 at Sisters High School

Full Description and Supply List Available on our Website: StitchinPost.com

Craft: Sewing Skill Level: All levels

Techniques used: Machine construction Class Project: Tote Bag

Required: Sewing Machine; All the Things Tote Pattern by Knot + Thread

Have you always wanted to make a quilted tote bag? This is a great beginning bag to start your bag making adventure. An experienced seamstress will love making this tote too! Sally has made many totes and has a few tricks to get your bag made in a day.





124 Freddy's Phoebe

Tonye Phillips . . . \$130

1 Day - 8:30 am to 3:30 pm, Monday, July 7, 2025 at Sisters High School

Full Description and Supply List Available on our Website: StitchinPost.com

Craft: Stitching Skill Level: All levels

Techniques used: Machine stitching Class Project: Phoebe blocks

Required: Sewing machine; Pattern will be provided in class

With the blessing of the ultra-talented and colorful Freddy Moran, this is your chance to play with creating your very own Garden Party Lady, aka Phoebe. Not only will you enjoy Freddy's wild and crazy inspiration you will also be inspired by Tonye's interpretation of this uproariously fun pattern.

Tuesday – July 8, 2025

200 50th Anniversary Mystery Teacher

Mystery Teacher ... \$130

1 Day - 8:30 am to 3:30 pm, Tuesday, July 8, 2025 at Sisters High School

Full Description and Supply List Available on our Website: StitchinPost.com

Craft: Quilting Skill Level: Confident Beginner to Advanced

Techniques used: Piecing Required Materials Kit: \$12 (cash - paid to teacher in class)

In honor of the 50th anniversary, Quilters Affair will be offering a special opportunity for our beloved quilting community.

This class is different because you only need a few basic sewing supplies and everything else is provided.

Some classes use sewing machines (provided) and some are hand stitching. Here's the scoop:

- Each day a very special "Mystery teacher" class will be offered. The teacher will be introduced the morning of your class.
- All teachers have taught at Quilters Affair through the years.
- Brad Park from Anvil Sewing in Bend and Bernina are providing sewing machines for students to use in the classroom (no charge).
- Each teacher is creating a materials kit for purchase the morning of your class.
- Be assured there will be much-loved teachers with lots of information, creative projects, and guaranteed smiles and laughter.

This is your chance to jump in and take a 50th Anniversary Mystery Class!



202 Tiny Piecing

Giuseppe Ribaud ... \$130

1 Day - 8:30 am to 3:30 pm, Tuesday, July 8, 2025 at Sisters High School

Full Description and Supply List Available on our Website: StitchinPost.com

Craft: Quilting Skill Level: Confident Beginner, No prior FPP experience required.

Techniques used: Foundation Paper Piecing, Machine Piecing

Class Project: Work towards the creation of a scrap-busting mini-series of tiny blocks

Required: **A Bernina Sewing Machine will be provided**, Pattern fee \$15 (cash)

Do you have a treasure trove of unused scraps in bins and bags? Do you struggle with what to do with all these special leftovers? Fret no longer, tiny piecing is here! Giuseppe Ribaud of Giucy Giuce designed his foundation paper pieced Mini Series with scrap busting in mind. He will teach you all his tips and tricks for tiny piecing success, from construction to fabric choices. These blocks are more than just cute little quilts. Use them to embellish bags and pockets, make holiday ornaments or coasters, frame them...The possibilities are endless!

204 Improvisational Hand Embroidery on Wool

Laura Wasilowski ... \$130

1 Day - 8:30 am to 3:30 pm, Tuesday, July 8, 2025 at Sisters High School

Full Description and Supply List Available on our Website: StitchinPost.com

Craft: Stitching Skill Level: Beginner

Techniques used: Hand Embroidery Class Project: Design a small art quilt

Required: Kit Fee: \$35 (cash - paid to teacher), **NO SEWING MACHINE REQUIRED**

Create an original design on wool using a relaxing art form, free-form hand embroidery. After making a simple sketch, you'll learn a swift way to transfer your design to the wool. Basic embroidery stitches are used to create lines, patterns, and shapes that leap off the fabric. Enjoy the ease of creating an improvisational embroidery full of lively color and texture on wool.





205-305 Landscape Diptych with Fabric, Paint, and Stitch

Deborah Boschert . . . \$260

2 Days - 8:30 am to 3:30 pm, Tuesday & Wednesday, July 8 & 9, 2025 at Sisters High School

Full Description and Supply List Available on our Website: StitchinPost.com

Craft: Collage Skill Level: Beginner

Techniques used: Appliqué and Print Making

Class Project: Work towards the completion of designing an original art quilt

Optional: Sewing Machine

Create a pair of original contemporary landscape art quilts using fused appliqué, print making techniques, hand embroidery, and machine stitching. Deborah will share components for building your landscape, discuss composition ideas, and offer tons of options for unique design choices.

206 Posh Snowball

Sew Kind of Wonderful . . . \$130

1 Day - 8:30 am to 3:30 pm, Tuesday, July 8, 2025 at Sisters High School

Full Description and Supply List Available on our Website: StitchinPost.com

Craft: Quilting Skill Level: All levels

Techniques used: Machine Piecing, Curved Piecing

Class Project: 1-2 quilt blocks

Required: Sewing Machine, Quick Curve Mini Ruler, Quick Curve Ruler, Pattern provided

Posh Snowball is a fresh contemporary look for the traditional 'flowering snowball' design. Helen and Jenny have also included a bonus circle element which enhances the layers of this iconic quilt pattern. Fun Fact - this pattern uses both the Quick Curve Ruler and the QCR Mini Ruler! Easy curved piecing/sewing technique is taught. Just cut, sew, and square-up.



208-308 Shibori Made Modern

Lynn Koolish . . . \$260

2 Days - 8:30 am to 3:30 pm, Tuesday & Wednesday, July 8 & 9, 2025 at Sisters High School

Full Description and Supply List Available on our Website: StitchinPost.com

Craft: Dyeing Skill Level: All levels Techniques Used: Working with dyes

Class Project: Experiment with different colors/dyes

Required: Kit Fee: \$40 (cash - paid to teacher), NO SEWING MACHINE REQUIRED

While shibori dyeing is an ancient technique, with colorful Procion dyes and modern "tools" such as slinkys, PVC pipes, machine stitching, and more, you'll achieve stunning colors and patterns for your fabric, garments, and home decor items. If you prefer to stick with a more traditional look, you can do that as well—you can even get the look of indigo with the easy-to-use Procion dyes.

209 Scrappy Large-Scale Piecing

Michelle Wilkie . . . \$130

1 Day - 8:30 am to 3:30 pm, Tuesday, July 8, 2025 at Sisters High School

Full Description and Supply List Available on our Website: StitchinPost.com

Craft: Quilting Skill Level: Confident Beginner

Techniques used: Piecing

Required: Sewing Machine

Do you ever wonder what to do with your scraps after you finish a quilt? Bring them along and in this workshop, we will walk through piecing and creating a quilt from your own scraps. We will look at design concepts that will help you use various scraps to put together a cohesive quilt. We'll also discuss options for storing scraps.





210 Sincerely

Brooke Shankland . . . \$130

1 Day - 8:30 am to 3:30 pm, Tuesday, July 8, 2025 at Sisters High School

Full Description and Supply List Available on our Website: StitchinPost.com

Craft: Quilting Skill Level: Confident Beginner and above

Techniques used: Piecing

Required: Sewing Machine, [Sincerely Quilt Pattern](#) by Eudaimonia Studio

Make the ultra-modern, endearingly irreverent Sincerely quilt. This design is inspired by the idea that taking ourselves and life too seriously is counterproductive; rather, we should live sincerely. It reflects this concept with solid triangles representing genuineness paired with their untraditional HST counterparts that add levity and a playful aspect to the design. You'll be surprised how fun & simple it is to create this complex - looking design!

211 Paint Chips

Karla Alexander . . . \$130

1 Day - 8:30 am to 3:30 pm, Tuesday, July 8, 2025 at Sisters High School

Full Description and Supply List Available on our Website: StitchinPost.com

Craft: Quilting Skill Level: All Levels

Techniques used: Piecing

Required: Sewing Machine, [Stack, Shuffle, Slide](#) pattern by Karla Alexander

Relax and sew, sew, sew! This quilt packs a lot of bang for your buck. Straight, clean-lined blocks float in a soft light background with a recessed pieced border. Accent lines are inserted or, as desired along the way, while you decide what you'd like your quilt to look like. Each set of blocks will finish different from one to the next and you'll learn additional modifications in class. It's so much fun to make, the options are endless!



212 Aki

Scott Hansen . . . \$130

1 Day - 8:30 am to 3:30 pm, Tuesday, July 8, 2025 at Sisters High School

Full Description and Supply List Available on our Website: StitchinPost.com

Craft: Quilting Skill Level: Intermediate

Techniques used: Machine piecing

Required: Sewing Machine, [Aki Quilt Pattern](#) by Blue Nickel Studios

This quilt is inspired by Scott's favorite Japanese Maple – The Coral Bark variation or 'Sango Kaku' to be exact. Aki is the Japanese word for Autumn but you can make your Aki quilt in any color scheme you want!

213 Next Level Free-Motion Quilting

Christina Cameli . . . \$130

1 Day - 8:30 am to 3:30 pm, Tuesday, July 8, 2025 at Sisters High School

Full Description and Supply List Available on our Website: StitchinPost.com

Craft: Quilting Skill Level: Intermediate

Techniques used: Beyond-the-basics of beginning free-motion quilting

Class Project: Quilt sandwiches of 18" x 22" of fabric or muslin; not an actual quilt

Required: Sewing Machine

For quilters who have already started free-motion quilting on their home machines, get ready to take the next leap forward! Learn about how to make your quilting flow and sparkle in this beyond-the-basics class. Christina will give you her strategies for moving around the space, dealing with tight spots, when to break the "rules", and so much more. This is an intermediate quilting class for those who have already had an introduction to free-motion quilting.





214 Sit N Stitch

Colleen Blackwood . . . \$65

1 Day - 8:30 am to 3:30 pm, Tuesday, July 8, 2025 at Sisters High School

Full Description and Supply List Available on our Website: StitchinPost.com

Skill Level: All Levels

Class Project: Sit and work on the project of your choice.

We will have a room open where you can sit and stitch on any project you like. There will be electrical outlets for your sewing machine. Colleen, one of our resident experts, will be on hand to answer your questions.

215 Autumn Pines

Jackie Erickson . . . \$130

1 Day - 8:30 am to 3:30 pm, Tuesday, July 8, 2025 at Sisters High School

Full Description and Supply List Available on our Website: StitchinPost.com

Craft: Quilting Skill Level: Advanced Beginner and Above Techniques used: Piecing

Class Project: Learn the skills needed to make the Autumn Pines quilt top

Required: Sewing Machine

We are celebrating 50 years of Jean Wells! This quilt was created by Jean in 1995. Jean used a variety of rich golds, greens and a few purples mixed in. Jackie used batiks in her creation. To make the quilt look scrappy she used 15 different darks and 15 different light fabrics. She also simplified the cutting instructions. To be clear, you will be cutting and sewing with Jackie's instructions.



217 Improvisational Machine Appliqué

Karen Stone . . . \$130

1 Day - 8:30 am to 3:30 pm, Tuesday, July 8, 2025 at Sisters High School

Full Description and Supply List Available on our Website: StitchinPost.com

Craft: Quilting Skill Level: Advanced Beginner

Techniques used: Appliqué

Class Project: Learn to appliqué

Required: Kit Fee: \$5 (cash - paid to teacher), NO SEWING MACHINE.

However it is you've thought about machine appliqué up until now, prepare to be surprised!

We will explore three innovative methods that lead to your creating free-form lines and curves, all with a beautifully turned edge. While this is a machine technique, we will spend class time on preparation, and complete the stitching at home.

219 Barn Quilt Painting

Sheila Snyder . . . \$150

1 Day - 8:30 am to 3:30 pm, Tuesday, July 8, 2025 at Sisters High School


Full Description and Supply List Available on our Website: StitchinPost.com

Craft: Painting Skill Level: All Levels

Techniques used: Painting Class Project: Create a 2' x 2' barn quilt

Required: Paint Fee: \$15 (cash - paid to teacher)

Join Sheila for a fun day of painting your own 2' x 2' Barn Quilt. Grab your favorite relative or friend and choose a design from the patterns offered. Learn how to enlarge a 12" square pattern onto a 2' prepared board. Choose from over 100 paint colors available, while perfecting the techniques used to complete your water and weatherproof Barn Quilt. Take home a finished project! This is a beginner friendly class.





220 Free-motion Touch & Texturess

Lane Hunter ... \$130

1 Day - 8:30 am to 3:30 pm, Tuesday, July 8, 2025 at Sisters High School

Full Description and Supply List Available on our Website: StitchinPost.com

Craft: Quilting Skill Level: Intermediate

Techniques used: Longarm Quilting Class Project: Practice many different techniques

Required: All machines and supplies provided (2 students per machine)

It's time to rethink what you can do with free-motion quilting. Lane Hunter, BERNINA longarm expert, pushes free-motion quilting beyond stitching lines on a quilt top. Explore the impact of quilting density and innovative three-dimensional applications. Creating tactile texture can enhance your quilts and also your quilted projects such as garments, bags, and other household goods.

221 Three Sisters in Fused Glass

Susie Zeitner ... \$295

1 Day - 9:00 am to 12:00 pm, Tuesday, July 8, 2025 at Susie's Studio, Sisters, OR

Full Description and Supply List Available on our Website: StitchinPost.com

Craft: Crafting Skill Level: All Levels Techniques used: Fused glass, Enamel paint

Class Project: Create a glass art piece 12" x 9" mounted on a 4" x 12" wooden base.

Create a 12" x 9" fused glass art tile showcasing the beautiful Three Sisters mountains of Central Oregon. The piece can be completed in the three-hour class (Susie will fire and process the glass afterwards). She will have photo examples for inspiration with lots of glass to create your image, including glass enamel paints to add details, plus crushed glass (called frit) to enhance details. Your project will finish with a 4" x 12" wooden base to be shown on a windowsill or tabletop. All materials are included in the cost of the class.

Please note: Processing can take up to three weeks. If the piece needs to be mailed, there will be an additional postage charge of \$45.00.



223 Good Vibrations

Sally Frey ... \$130

1 Day - 8:30 am to 3:30 pm, Tuesday, July 8, 2025 at Sisters High School

Full Description and Supply List Available on our Website: StitchinPost.com

Craft: Quilting Skill Level: All levels

Techniques used: Flying Geese

Required: Sewing Machine, Creative Grids [Ultimate Flying Geese Tool](http://UltimateFlyingGeeseTool.com)

Sally has been teaching a ruler series at a local shop this past year. After teaching for over 30 years, the last thing she wanted was another ruler. But the shop owner gave her the ruler and said go home and try it. She was so amazed with this great ruler that she couldn't stop making flying geese, hence this cool quilt. She will teach you one of her old methods in color value to achieve a scrap quilt, then on to making your favorite quilt.

224 Traditional Hand Quilting

Tonye Phillips ... \$130

1 Day - 8:30 am to 3:30 pm, Tuesday, July 8, 2025 at Sisters High School

Full Description and Supply List Available on our Website: StitchinPost.com

Craft: Quilting

Skill Level: All levels

Techniques used: Hand quilting

Class Project: Practice samples

Required: NO SEWING MACHINE REQUIRED

Hand quilting is such a relaxing and rewarding way to connect with a quilt and it is a great technique to master. It can cover an entire quilt or be used along with machine quilting to fill in special spots.





225 Kawandi

Sujata Shah . . . \$130

1 Day - 8:30 am to 3:30 pm, Tuesday, July 8, 2025 at Sisters High School

Full Description and Supply List Available on our Website: StitchinPost.com

Craft: Stitching Skill Level: Beginner

Techniques used: Hand Stitching Class Project: Personal Composition

Required: NO SEWING MACHINE REQUIRED

Kawandi – A utilitarian quilt made with found and collected scraps by African Diaspora of India.

Document the memories and special events of life with stitches. From start to finish this is a complete hand stitching project. Focus will be on being spontaneous while selecting scraps and learn to personalize simple patchwork by using colors and fabric of your life. Learn to find a rhythm of your own between your mind and body and practice mindful stitching.

226 Tumbling Blocks Triaxial Fabric Weaving

Mathew Boudreaux . . . \$130

1 Day - 8:30 am to 3:30 pm, Tuesday, July 8, 2025 at Sisters High School

Full Description and Supply List Available on our Website: StitchinPost.com


Craft: Fabric Weaving Skill Level: Beginner

Techniques Used: Triaxial Design Weaving

Class Project: Fabric Woven Block

Optional: Sewing Machine

The tumbling blocks weave is a perfect weave to learn first when wanting to take on triaxial design. By using three unique fabrics, one per layer, it allows for the best visualization of how to weave each layer to create this ubiquitous pattern. And once the blocks start forming in the third layer, you'll be hooked for life and ready to take on your next weave.



227 Seaglass

Allie McCathren . . . \$130

1 Day - 8:30 am to 3:30 pm, Tuesday, July 8, 2025 at Sisters High School

Full Description and Supply List Available on our Website: StitchinPost.com

Craft: Quilting Skill Level: Beginner

Techniques used: Piecing Class Project: Art quilt

Required: NO SEWING MACHINE REQUIRED

Seaglass Quilts are a type of improv quilt that use scraps to make something new and beautifully unexpected. A combination of raw edge appliqué, free-motion quilting, and a method of laying out the pieces in a specific way creates dynamic movement in a soothing piece. Allie will teach her method of preparing and cutting the fabric, talk about different design layouts, and help guide participants through the making of their quilt top.

228-328 Foldigami Design

Joe Cunningham . . . \$260

2 Days - 8:30 am to 3:30 pm, Tuesday & Wednesday, July 8 & 9, 2025 at Sisters High School

Full Description and Supply List Available on our Website: StitchinPost.com

Craft: Quilting Skill Level: Intermediate

Techniques used: Freehand Piecing Class Project: Design a block or small wall hanging

Required: Sewing Machine

Joe is well-known for his freehand design and quilting. This is a class for those looking for a challenge knowing you have a master to help guide you through the process. Working with a strongly directional print, quilters will learn how to design a quilt right on the wall. Joe will show his technique to first create the design and then transfer it to the real world. He will help quilters to become familiar with his way of cutting and sewing freehand to make shapes and designs with no drawing, no pattern. Gain confidence as you gain new ways of working.



Wednesday – July 9, 2025

300 50th Anniversary Mystery Teacher

Mystery Teacher ... \$130

1 Day - 8:30 am to 3:30 pm, Wednesday, July 9, 2025 at Sisters High School

Full Description and Supply List Available on our Website: StitchinPost.com

Craft: Hand Sewing Skill Level: Confident Beginner

Techniques used: Appliqué Required Materials Kit: \$80 (cash - paid to teacher in class)

In honor of the 50th anniversary, Quilters Affair will be offering a special opportunity for our beloved quilting community.

This class is different because you only need a few basic sewing supplies and everything else is provided.

Some classes use sewing machines (provided) and some are hand stitching. Here's the scoop:

- Each day a very special "Mystery teacher" class will be offered. The teacher will be introduced the morning of your class.
- All teachers have taught at Quilters Affair through the years.
- Brad Park from Anvil Sewing in Bend and Bernina are providing sewing machines for students to use in the classroom (no charge).
- Each teacher is creating a materials kit for purchase the morning of your class.
- Be assured there will be much-loved teachers with lots of information, creative projects, and guaranteed smiles and laughter.

This is your chance to jump in and take a 50th Anniversary Mystery Class!



302-402 Mystery Tiny Piecing

Giuseppe Ribaud ... \$260

2 Days - 8:30 am to 3:30 pm, Wednesday & Thursday, July 9th & 10th, 2025 at Sisters H.S.

Full Description and Supply List Available on our Website: StitchinPost.com

Craft: Quilting Skill Level: Intermediate. FPP experience recommended but not required.

Techniques used: Foundation Paper Piecing, Machine Piecing

Class Project: Work towards the completion of a pillow top or wall hanging

Required: **A Bernina Sewing Machine will be provided**, Pattern fee \$25 (cash)

Are you a fan of Giucy Giuce's Mini Series patterns or tiny piecing in general? Love a good mystery? Join Giuseppe as he presents his next mystery class: Mystery Tiny Piecing! Using existing patterns from the Mini Series and new mystery blocks, you will create a pillow top or wall hanging. He will reveal all his tips and tricks for tiny piecing in this fun-filled 2 day workshop.

303-403 Dancing with the Wall: Quick Step

Irene Roderick ... \$260

2 Days - 8:30 am to 3:30 pm, Wednesday & Thursday, July 9th & 10th, 2025 at Sisters H.S.

Full Description and Supply List Available on our Website: StitchinPost.com

Craft: Quilting Skill Level: All

Techniques used: Machine piecing Class Project: Small quilt top

Required: **A Bernina Sewing Machine will be provided for you in this class**

Using only two contrasting colors, learn how to construct the individual components used to make an improvisational Irene-style quilt. With just two fabrics, we will be able to focus on design and composition. Discover how fun it is to create many types of stripes, triangles, squares and curves in new and original ways. Expect to complete a small top that will be ready to quilt at home. These skills and techniques will leave you ready to jump into a larger project.





304 Creating Silk Landscapes

Laura Wasilowski . . . \$130

1 Day - 8:30 am to 3:30 pm, Wednesday, July 9, 2025 at Sisters High School

Full Description and Supply List Available on our Website: StitchinPost.com

Craft: Stitching Skill Level: Beginner

Techniques used: Hand Embroidery Class Project: Design a small art quilt

Required: Kit Fee: \$45 (cash - paid to teacher), **NO SEWING MACHINE REQUIRED**

Create a beautiful art quilt using the finest of fabrics: silk. You'll learn what types of silk fabrics to use and how to add fusible web to hand-painted silk sky fabric. The remainder of your improvised landscape design is made with a kit of pre-fused silk fabric scraps. After steam setting the small quilt top to wool batting, hand-embroidered stitches decorate the quilt and bring it to life. Overcome your silkaphobia and discover the joy of working with silk fabrics.

306 Tripping Out

Sew Kind of Wonderful . . . \$130

1 Day - 8:30 am to 3:30 pm, Wednesday, July 9, 2025 at Sisters High School

Full Description and Supply List Available on our Website: StitchinPost.com

Craft: Quilting

Skill Level: All levels

Techniques used: Machine Piecing

Class Project: 1-2 quilt blocks

Required: Sewing Machine, Quick Straight Ruler (Pattern provided in class)

The finished Tripping Out quilt is a statement piece with a lively, contemporary feel. It's perfect for adding a burst of color and energy to any living space or as a fun, eye-catching gift. Angled pieces are cut easily using the original Quick Straight Ruler.



307 Bullion Knots

Sue Spargo . . . \$130

1 Day - 8:30 am to 3:30 pm, Wednesday, July 9, 2025 at Sisters High School

Full Description and Supply List Available on our Website: StitchinPost.com

Craft: Stitching

Skill Level: Intermediate

Techniques used: Embroidery

Class Project: Personal practice pieces

Required: **NO SEWING MACHINE REQUIRED**

Join our master class and learn the refined technique of creating exquisite bullion knots using a variety of fun embellishment threads. Guided by Sue Spargo, learn tips & tricks to create the perfect bullion knot, and unique ways to use them in your current projects.

309 Improv Hand Piecing

Michelle Wilkie . . . \$130

1 Day - 8:30 am to 3:30 pm, Wednesday, July 9, 2025 at Sisters High School

Full Description and Supply List Available on our Website: StitchinPost.com

Craft: Stitching Skill Level: Confident Beginner

Techniques used: Hand piecing

Class Project: 4-6 quilt blocks

Required: **NO SEWING MACHINE NEEDED**

What is it like to hand piece a quilt top? Let's explore piecing without modern equipment and create blocks using scissors to cut out our pieces and hand piece them together. You will learn techniques to ensure your stitches hold over time, how to deal with improv blocks and stitching them together, readying blocks to create a quilt top.





310 Super Scrappy Repair

Brooke Shankland . . . \$130

1 Day - 8:30 am to 3:30 pm, Wednesday, July 9, 2025 at Sisters High School

Full Description and Supply List Available on our Website: StitchinPost.com

Craft: Quilting Skill Level: All Techniques used: Machine Piecing, Curved Piecing
Required: Sewing machine, [Repair Quilt Pattern](#) by Eudaimonia Studio

Explore the amazing world of half-rectangle triangles (HRTs) as you make a throw-sized “super scrappy” Repair quilt. This design is inspired by a concept in some cultures that emphasizes imperfection and creating beauty from what is broken. That we can choose to see brokenness as opportunity is a wonderfully healing thought. Brooke will share tips and walk you through the two-at-a-time construction of HRTs - which may become your new favorite building block for modern quilts. It is a fabulous way to use fat quarters, and even do some improv cutting.

311 Littles

Karla Alexander . . . \$130

1 Day - 8:30 am to 3:30 pm, Wednesday, July 9, 2025 at Sisters High School

Full Description and Supply List Available on our Website: StitchinPost.com

Craft: Quilting Skill Level: All Levels

Techniques used: Piecing

Required: Sewing Machine

These little villages are so much fun to make, and you’ll be surprised when you pivot your work into blocks. This technique is easy to manipulate and provides a lot of room to experiment. Build a village that reflects your own style by changing the construction, add more or bigger windows, trees, yards, etc. You can decide just how teeny tiny or large you want to go! Whatever you choose, you’ll find the technique indispensable and useable in countless projects.



312 Game Night Mystery

Scott Hansen . . . \$130

1 Day - 8:30 am to 3:30 pm, Wednesday, July 9, 2025 at Sisters High School

Full Description and Supply List Available on our Website: StitchinPost.com

Craft: Quilting Skill Level: All Levels Techniques used: Machine piecing
Required: Sewing Machine

Spend a deliciously wonky day working on a mystery quilt with Scott Hansen from Blue Nickels Studios as he leads you through a mystery with a game theme. There will be three sections, one of which involves cutting with scissors and raw edge appliqué. You will be guessing until the very last quarter of class how all of these pieces are going to work out. Bring your scraps of all types. Perfection is not preferred here. All limits are off when it comes to color or value here. The More the Merrier! Quilt on! The Game is afoot!

313 Spontaneity and Flow

Christina Cameli . . . \$130

1 Day - 8:30 am to 3:30 pm, Wednesday, July 9, 2025 at Sisters High School

Full Description and Supply List Available on our Website: StitchinPost.com

Craft: Free-Motion Quilting Skill Level: Intermediate

Techniques used: Free-motion quilting

Class Project: Quilt sandwiches of 18” x 22” of fabric or muslin; not an actual quilt

Required: Sewing Machine

Learn how to mix and match free-motion designs into one-of-a-kind compositions that are as fun to see as they are to stitch. Using simple strategies, learn to follow your intuition without getting stuck, and end up with quilting that is completely “you!” This is an intermediate quilting class for those who have already had an introduction to free-motion quilting.

Beginner instruction is not provided.





314 Sit N Stitch

Colleen Blackwood . . . \$65

1 Day - 8:30 am to 3:30 pm, Wednesday, July 9, 2025 at Sisters High School

Full Description and Supply List Available on our Website: StitchinPost.com

Skill Level: All Levels

Class Project: Sit and work on the project of your choice.

We will have a room open where you can sit and stitch on any project you like. There will be electrical outlets for your sewing machine. Colleen, one of our resident experts, will be on hand to answer your questions.

315 Lawry's Vintage Mystery

Lawry Thorn . . . \$130

1 Day - 8:30 am to 3:30 pm, Wednesday, July 9, 2025 at Sisters High School

Full Description and Supply List Available on our Website: StitchinPost.com

Craft: Quilting Skill Level: Confident Beginner to Advanced

Techniques used: Machine Piecing

Class Project: Work towards the completion of a fun mystery quilt

Required: Sewing Machine

Lawry is well-known for her mystery classes at Stitchin' Post and Quilter's Affair. Enjoy this class with Lawry as she introduces one of her "vintage" mystery patterns. This quilt was made several years ago in a mystery class at Quilter's Affair. Made from an assortment of fat quarters and a background fabric, you will enjoy making this 60" x 79" quilt. You'll get a good start on the quilt blocks after doing some pre-class cutting to be ready for class.



316 Intuitive Color and Design

Jean Wells . . . \$130

1 Day - 8:30 am to 3:30 pm, Wednesday, July 9, 2025 at Sisters High School

Full Description and Supply List Available on our Website: StitchinPost.com

Craft: Quilting Skill Level: Confident Beginner

Techniques used: Improvisational piecing, Design workshop

Class Project: Small Improv Piece

Required: Sewing Machine, \$10 lab fee (cash - paid to teacher)

Discover new cutting and piecing methods to get you "out of the box, beyond the block."

We will explore color and quilt design focusing on the elements and principles of design. In this hands-on class Jean will provide the fabric. You will end up with a small improvisational composition. The class is based on Jean's books "Intuitive Color and Design" and "Journey to Inspired Art Quilting." To see more quilts, go to Stitchin' Post site and scroll down to Jean's site.

317 Improvisation in Foundation Piecing

Karen Stone . . . \$130

1 Day - 8:30 am to 3:30 pm, Wednesday, July 9, 2025 at Sisters High School

Full Description and Supply List Available on our Website: StitchinPost.com

Craft: Quilting


Skill Level: Some experience with foundation paper piecing

Techniques used: Foundation paper piecing

Class Project: Explore improv paper piecing

Required: Sewing Machine

Let's face it - making stuff up is fun. Karen's quilt "Starburst" was constructed improvisationally on paper foundations. Karen will help you find your improv wings, with just enough structure to guarantee a wonderful outcome. Let's explore some possibilities!





318 Japanese Boro Stitching

Casey Newman ... \$130

1 Day - 8:30 am to 3:30 pm, Wednesday, July 9, 2025 at Sisters High School

Full Description and Supply List Available on our Website: [StitchinPost.com](https://stitchinpost.com)

Craft: Stitching Skill Level: Beginner

Techniques used: Hand stitching Class Project: Boro Stitching Sampler

Required: \$10 lab fee (cash - paid to teacher) **NO SEWING MACHINE REQUIRED**

Japanese Boro Stitching began long ago as a way of mending clothing, but it has evolved into a style of stitching that stands on its own as art. In this course, you will be inspired by these techniques while infusing modern fabric, colors, and patterns into your hand-stitched project. If you already have hand sewing experience, you will learn new techniques to incorporate into your work as well as inspiration to take these techniques a step further.

319 Creativity on Demand

Kelly Sheets ... \$110

1 Day - 8:30 am to 2:30 pm, Wednesday, July 9, 2025 at Sisters High School

Full Description and Supply List Available on our Website: [StitchinPost.com](https://stitchinpost.com)

Skill Level: All Levels

Techniques used: Personal Exploration

Wouldn't it be great if you could flip a switch in your brain and turn your creativity "on" whenever you need or want to? Especially when you're feeling stuck, unsure, or disconnected from your spark. While a switch like that may not actually exist in our brains, Kelly Sheets knows that the key to sparking creativity does come from deep within us. Experimenting and investigation are at the root of this workshop so you can leave with tools to help yourself spark and stoke creativity anytime you need it, whether in your studio or in your personal life.



320 Evolution of Lines

Lane Hunter ... \$130

1 Day - 8:30 am to 3:30 pm, Wednesday, July 9, 2025 at Sisters High School

Full Description and Supply List Available on our Website: [StitchinPost.com](https://stitchinpost.com)

Craft: Quilting Skill Level: All Levels

Techniques used: Longarm Quilting Class Project: Practice many different techniques

Required: All machines and supplies provided (2 students per machine)

If learning how to quilt on a longarm machine is on your bucket list, then you will want to join Lane Hunter, BERNINA longarm expert, and build your repertory of free-motion quilting designs. This course shows beginner/intermediate quilters how to build upon basic designs, step by step, to create more elaborate designs, adding to the depth and interest of your quilts. We will be working on both the sit-down and framed BERNINA Q-series longarms but the concepts will work on your domestic sewing machine as well.

321 Three Sisters in Fused Glass

Susie Zeitner ... \$295

1 Day - 9:00 am to 12:00 pm, Wednesday, July 9, 2025 at Susie's Studio, Sisters, OR

Full Description and Supply List Available on our Website: [StitchinPost.com](https://stitchinpost.com)

Craft: Crafting Skill Level: All Levels Techniques used: Fused glass, Enamel paint

Class Project: Create a glass art piece 12" x 9" mounted on a 4" x 12" wooden base.

Create a 12" x 9" fused glass art tile showcasing the beautiful Three Sisters mountains of Central Oregon. The piece can be completed in the three-hour class (Susie will fire and process the glass afterwards). She will have photo examples for inspiration with lots of glass to create your image, including glass enamel paints to add details, plus crushed glass (called frit) to enhance details. Your project will finish with a 4" x 12" wooden base to be shown on a windowsill or tabletop. All materials are included in the cost of the class.

Please note: Processing can take up to three weeks. If the piece needs to be mailed,

there will be an additional postage charge of \$45.00.





322-522 Close Encounters

June Jaeger . . . \$390

3 Days - 8:30 am to 3:30 pm, Wednesday - Friday, July 9-11, 2025 at Sisters High School
Full Description and Supply List Available on our Website: StitchinPost.com

Craft: Fused Appliqué Skill Level: All levels

Techniques used: Appliqué Class Project: Appliqué of favorite photo

Required: NO SEWING MACHINE REQUIRED

June is a master at bringing photos into a real life piece of art. Inspired to create, you will take a closer look at your photos. Bring one or more photos to experiment with a cropping technique. Then you will enlarge your favorite using an overhead projector. Your focus will be on a portion of the photo that becomes your artistic creation. A variety of design techniques will be presented for you to explore as well as fusible appliqué in this three day workshop.

323 Young Man's Fancy

Sally Frey . . . \$130

1 Day - 8:30 am to 3:30 pm, Wednesday, July 9, 2025 at Sisters High School

Full Description and Supply List Available on our Website: StitchinPost.com

Craft: Quilting Skill Level: All levels

Techniques used: Piecing Class Project: Quilt Blocks

Required: Sewing Machine

To honor the 50th Anniversary celebration, Sally decided to repeat one of her favorites. She took one of her vintage quilts and remade it into Young Man's Fancy. This vintage quilt is a two-color quilt in pink and white. While she has made this quilt in other colors, her favorite is a mix of bright flannel plaids. What will yours be?



324 Log Cabin Exploration

Pati Fried . . . \$130

1 Day - 8:30 am to 3:30 pm, Wednesday, July 9, 2025 at Sisters High School

Full Description and Supply List Available on our Website: StitchinPost.com

Craft: Quilting Skill Level: Intermediate Techniques Used: Piecing

Class Project: Quilt blocks Required: Sewing Machine

Log Cabin Blocks allow for endless possibilities. This is an opportunity to explore, and experiment in improvisational piecing with a tried-and-true traditional block. You will be amazed at how easy it is to manipulate. There will be a lot of discussion on design principles, the power of color, contrast and creating movement and interest. Pati will also share all her tips on her favorite parts of working improvisationally – putting away the ruler when needed, adding inserts to create interest, and using a storyline to guide your design choices.

325 Medallion Medley

Sujata Shah . . . \$130

1 Day - 8:30 am to 3:30 pm, Wednesday, July 9, 2025 at Sisters High School


Full Description and Supply List Available on our Website: StitchinPost.com

Craft: Quilting Skill Level: Experienced Beginner Techniques used: Machine Stitching

Required: Sewing Machine

Explore your creativity while learning valuable quilting techniques! By focusing on a bright and sparkly aesthetic, you will be encouraged to experiment with colors and textures in new ways, ensuring each quilt is as unique as you are. With the central motif as a starting point, the process of integrating leftover blocks with newly made units will not only be a creative challenge but also a fun exercise in making mindful design decisions. By using leftover blocks and scraps, you can incorporate a variety of colors, shapes, and patterns that may not have been planned initially but come together to form a cohesive and visually appealing design.





326 Optical Illusion Biaxial Fabric Weaving

Mathew Boudreaux ... \$130

1 Day - 8:30 am to 3:30 pm, Wednesday, July 9, 2025 at Sisters High School

Full Description and Supply List Available on our Website: StitchinPost.com

Craft: Fabric Weaving Skill Level: Beginner

Techniques Used: Optical Illusion Weaving

Class Project: Fabric Woven Block

Optional: Sewing Machine

The Optical Illusion Weave is a super fun way to display your favorite gradient of six unique fabrics. Whether monochrome or a flow of colors, the end result is sure to razzle dazzle all who gaze upon it. The structure of the weave lends itself to pillows, bags, and mini quilts, but Mat has even used weaves in apparel.

327-427 Scrappy Color Flow

Allie McCathren ... \$260

2 Days - 8:30 am to 3:30 pm, Wednesday & Thursday, July 9th & 10th, 2025 at Sisters H.S.

Full Description and Supply List Available on our Website: StitchinPost.com


Craft: Quilting

Skill Level: Beginner

Techniques used: Piecing

Required: Sewing Machine

Allie is geared up to teach you about color families and how to use fabric for the color and value, not necessarily what is printed on it. This is a technique-based class meant to invite play and creative flow. Participants will be making improv blocks with inset strips, then learning how to arrange the blocks they have into quilt tops with beautiful color flow.



Thursday – July 10, 2025

400 50th Anniversary Mystery Teacher

Mystery Teacher ... \$130

1 Day - 8:30 am to 3:30 pm, Thursday, July 10, 2025 at Sisters High School

Full Description and Supply List Available on our Website: StitchinPost.com

Craft: Hand Sewing Skill Level: Confident Beginner to Advanced

Techniques used: Appliqué Required Materials Kit: \$35 (cash - paid to teacher in class)

In honor of the 50th anniversary, Quilters Affair will be offering a special opportunity for our beloved quilting community.

This class is different because you only need a few basic sewing supplies and everything else is provided.

Some classes use sewing machines (provided) and some are hand stitching. Here's the scoop:

- Each day a very special "Mystery teacher" class will be offered. The teacher will be introduced the morning of your class.
- All teachers have taught at Quilters Affair through the years.
- Brad Park from Anvil Sewing in Bend and Bernina are providing sewing machines for students to use in the classroom (no charge).
- Each teacher is creating a materials kit for purchase the morning of your class.
- Be assured there will be much-loved teachers with lots of information, creative projects, and guaranteed smiles and laughter.

This is your chance to jump in and take a 50th Anniversary Mystery Class!



401-501 Hop, Skip, and Jump

Sarah Fielke ... \$260

2 Days - 8:30 am to 3:30 pm, Thursday and Friday, July 10 and 11, 2025 at Sisters High School

Full Description and Supply List Available on our Website: StitchinPost.com

Craft: Improvisational Piecing Skill Level: All levels

Techniques used: Machine Piecing

Required: Sewing Machine

Let yourself go and have two fun filled days with no rules. Sarah will guide you through designing your own quilt top using improvisational piecing techniques for triangles, soft curves and tiny strips. On day one we will make our units and blocks, and on day two we will begin to piece our top! Everyone will come away with something different and unique. No templates, no papers, no matching points - just relaxed and creative stitching.

405 Fabric to Frame – Small Textile Collage

Deborah Boschert ... \$130

1 Day - 8:30 am to 3:30 pm, Thursday, July 10, 2025 at Sisters High School

Full Description and Supply List Available on our Website: StitchinPost.com

Craft: Collage Skill Level: Beginner

Techniques used: Appliqué and Design

Class Project: Six small fabric collages

Optional: Sewing Machine

Combine fused appliqué with hand embroidery to create six small fabric collages that can be mounted and framed. Lots of ideas for design and composition, personal details and working in a series. Hand stitching brings the collages to life with texture, details and color. Working in this small format is super fun, freeing and fast!





406 Chic Sisters Revival

Sew Kind of Wonderful . . . \$130

1 Day - 8:30 am to 3:30 pm, Thursday, July 10, 2025 at Sisters High School

Full Description and Supply List Available on our Website: StitchinPost.com

Craft: Quilting

Skill Level: All levels

Techniques used: Machine Piecing, Curved Piecing

Class Project: 1-2 quilt blocks

Required: Sewing Machine, Quick Curve Ruler (Pattern provided in class)

Chic Sisters is a modern look for a classic star quilt! Shapes are easily cut using the Quick Curve Ruler. Easy curved piecing/sewing technique is taught. Just cut, sew, and square-up.

407-507 Eco Print Stitching

Sue Spargo . . . \$260

2 Days - 8:30 am to 3:30 pm, Thursday & Friday, July 10 & 11, 2025 at Sisters High School

Full Description and Supply List Available on our Website: StitchinPost.com

Craft: Stitching Skill Level: Intermediate

Techniques used: Embroidery Class Project: Eco printed wool

Required: Kit Fee: \$30 (cash - paid to teacher), NO SEWING MACHINE REQUIRED

Create a one-of-a-kind piece inspired by what nature has to offer. Stitch an eco-print piece of wool using a variety of natural dyed threads and fibers. In this class, you will:

- Get inspired by what Sue has created using eco prints
- Experiment with embellishing your eco print with Sashiko, embroidery and more
- Learn a variety of embellishment stitches as featured in Creative Stitching.



408-508 Extreme Ice Dyeing

Lynn Koolish . . . \$260

2 Days - 8:30 am to 3:30 pm, Thursday & Friday, July 10 & 11, 2025 at Sisters High School

Full Description and Supply List Available on our Website: StitchinPost.com

Craft: Dyeing Skill Level: All levels

Class Project: Experiment with different colors/dyes

Required: Kit Fee: \$40 (cash - paid to teacher), NO SEWING MACHINE REQUIRED

Ice dyeing is the process of using ice and powdered dyes to create incredible colors and patterns on fabric, clothes, and home décor. The melting ice randomly spreads the dyes on the fabric, leading to fantastic and unique results each time! If you've never ice-dyed, you'll pick up the basics in a flash. If you have some experience, we'll be going beyond the basics with stars and mandalas, working with hemostats, glitch folding, geodes, incline/slant dyeing, and more. Combine shibori and tie-dyeing with ice dyeing and the possibilities are endless.

409 Express Oneself

Michelle Wilkie . . . \$130

1 Day - 8:30 am to 3:30 pm, Thursday, July 10, 2025 at Sisters High School

Full Description and Supply List Available on our Website: StitchinPost.com

Craft: Stitching Skill Level: Beginner to Intermediate

Techniques used: Hand Appliqué Class Project: Creating multiple quilt blocks

Required: NO SEWING MACHINE REQUIRED

"I now see how owning our story and loving ourselves through that process is the bravest thing that we will ever do." — Brené Brown

Using text to express herself, owning her story and sharing it with others, has been powerful, healing and gave Michelle an avenue to communicate and connect with others. This class will walk you through creating letters/text using hand appliqué techniques.





410 Currents Quilt

Brooke Shankland ... \$130

1 Day - 8:30 am to 3:30 pm, Thursday, July 10, 2025 at Sisters High School

Full Description and Supply List Available on our Website: StitchinPost.com

Craft: Quilting Skill Level: Confident Beginner and above

Techniques used: Curved Piecing

Required: Sewing Machine, [Currents Quilt Pattern](#) by Eudaimonia Studio

Dive into curved piecing with Brooke, and don't be intimidated – these large curves are forgiving and great for first-timers! Brooke will walk you through each step of sewing your curved pieces, accurately trimming blocks, and pressing for nested seams to create a polished final quilt.

This design abstractly represents the Chinese and Daoist philosophy concept of *wu wei*. This philosophy suggests we not resist forces outside of our control, and instead mindfully - and less effortlessly - respond by harnessing these winds to advance our proverbial boat.

411 Unfiltered

Karla Alexander ... \$130

1 Day - 8:30 am to 3:30 pm, Thursday, July 10, 2025 at Sisters High School

Full Description and Supply List Available on our Website: StitchinPost.com

Craft: Quilting Skill Level: All Levels Techniques used: Piecing

Required: Sewing Machine

Grab all those fat quarters and left overs and let's start a quilt that matches your personality! We'll begin by working large scale with jumbo blocks, then scale it down to add small filler elements to round each one out. Next, we'll continue in a grid fashion, maybe bring along some stripes and add high contrast colors to give your blocks a pop! Learn how to design blocks that are similar to one another, then make each one different, adding extra flair as you go. Come ready to sew, relax, and make some progress!



412 Painted Forest

Scott Hansen ... \$130

1 Day - 8:30 am to 3:30 pm, Thursday, July 10, 2025 at Sisters High School

Full Description and Supply List Available on our Website: StitchinPost.com

Craft: Quilting Skill Level: Intermediate Techniques used: Machine piecing

Class Project: Work to create an assortment of Painted Forest quilt blocks

Required: Sewing Machine, [Painted Forest Pattern](#) by Blue Nickel Studios

Have a blast making your own little forest in whatever colors you choose. Scott helps you make your own unique trees using a variety of blocks already mapped out, and then you can arrange and rearrange the parts to "plant" them anywhere you want in your quilt. Autumn? Get your fall colored scraps together. A black and white forest on a backdrop of a variety of reds? Super Dramatic! A Winter forest with not a leaf to be seen? You can do that too! The sky's the limit!

413 Beginning Machine Quilting

Colleen Blackwood ... \$130

1 Day - 8:30 am to 3:30 pm, Thursday, July 10, 2025 at Sisters High School

Full Description and Supply List Available on our Website: StitchinPost.com

Craft: Quilting

Skill Level: Confident Beginner - Intermediate

Techniques used: Machine Quilting

Class Project: Quilt sandwiches of 18" x 22" of fabric or muslin; not an actual quilt

Required: Sewing Machine, Quilting Foot or Darning Foot

Get started on getting things finished! Practice equals improvement and knowledge equals more practice. Learn tips and tricks to begin machine quilting your own projects with confidence.





414 Sit N Stitch

Anna Bates . . . \$65

1 Day - 8:30 am to 3:30 pm, Thursday, July 10, 2025 at Sisters High School

Full Description and Supply List Available on our Website: StitchinPost.com

Skill Level: All Levels

Class Project: Sit and work on the project of your choice.

We will have a room open where you can sit and stitch on any project you like. There will be electrical outlets for your sewing machine. Anna, one of our resident experts, will be on hand to answer your questions.

415 Carpenter's Square

Lawry Thorn . . . \$130

1 Day - 8:30 am to 3:30 pm, Thursday, July 10, 2025 at Sisters High School

Full Description and Supply List Available on our Website: StitchinPost.com

Craft: Quilting Skill Level: Confident Beginner to Advanced

Techniques used: Machine Piecing

Class Project: Work towards the completion of a Carpenter's Square quilt

Required: Sewing Machine, [Carpenter's Square Pattern](#) by Lawry Thorn

Carpenter's Square gives the appearance of strips of fabric weaving in and out of the blocks. Look closely and you will see only two different blocks that make the quilt. Pick two fabrics to make this classic two color quilt. Spend the day working with strips and get a good start on constructing both of the blocks in this quilt.



416 Sashiko Fundamentals & Beyond

Mary Noble . . . \$130

1 Day - 8:30 am to 3:30 pm, Thursday, July 10, 2025 at Sisters High School

Full Description and Supply List Available on our Website: StitchinPost.com

Craft: Hand stitching Skill Level: Confident Beginner

Techniques used: Hand piecing Class Project: Olympus Sashiko Mini Tote Bag

Required: [Hitomezashi Pattern Template](#) (available from instructor - \$10 cash), [Olympus Sashiko Mini Tote Bag Kit](#) (from Stitchin' Post), **NO SEWING MACHINE REQUIRED**

Japanese Sashiko stitching is an ancient, easy-to-learn stitching practice that can be used to adorn your work. Included is a brief history of sashiko and the values it represents. You will stitch immediately on the pre-printed tote bag. You'll then learn to transfer a classic sashiko pattern to your fabric and learn several stitching techniques which are unique to this art form.



417 Innovative Appliqué: Ogee Lotus

Karen Stone . . . \$130

1 Day - 8:30 am to 3:30 pm, Thursday, July 10, 2025 at Sisters High School

Full Description and Supply List Available on our Website: StitchinPost.com

Craft: Appliqué Skill Level: Confident Beginner

Techniques used: Foundation paper piecing

Required: Kit/Pattern fee \$15 (cash - paid to teacher)

Enjoy the beauty of Karen's lotus block, while learning a completely unique construction method for foundation paper piecing...no sewing machine needed. In class we will fully prepare one or more blocks for machine appliqué, and discuss stitching options to be completed at home.





418 Gelastic & Printalicious: A Print Workshop

Michele Muska & Leslie Jenison ... \$130

1 Day - 8:30 am to 3:30 pm, Thursday, July 10, 2025 at Sisters High School

Full Description and Supply List Available on our Website: StitchinPost.com

Craft: Gel Printing Skill Level: Beginner - No previous experience required

Techniques used: Gel Printing Class Project: Printed fabric and paper

Required: Kit Fee: \$30 (cash - paid to teacher), NO SEWING MACHINE REQUIRED

Come play with us! Try gel printing without buying all of the gear. You will get the chance to monoprint and make marks on paper and cloth using a gelatin plate, as well as a large assortment of unconventional tools. The majority of the supplies are provided. Students will receive an assortment of papers and cloth to work with, craft their own unique stamp, as well as the use of a wide variety of stamps and objects not usually associated with printing. We will build layers on each surface throughout the workshop. Wear old clothing and shoes!

419 Barn Quilt Painting

Sheila Snyder ... \$150

1 Day - 8:30 am to 3:30 pm, Thursday, July 10, 2025 at Sisters High School


Full Description and Supply List Available on our Website: StitchinPost.com

Craft: Painting Skill Level: All Levels

Techniques used: Painting Class Project: Create a 2' x 2' barn quilt

Required: Paint Fee: \$15 (cash - paid to teacher)

Join Sheila for a fun day of painting your own 2' x 2' Barn Quilt. Grab your favorite relative or friend and choose a design from the patterns offered. Learn how to enlarge a 12" square pattern onto a 2' prepared board. Choose from over 100 paint colors available, while perfecting the techniques used to complete your water and weatherproof Barn Quilt. Take home a finished project! This is a beginner friendly class.



420 Free-motion Touch & Textures

Lane Hunter ... \$130

1 Day - 8:30 am to 3:30 pm, Thursday, July 10, 2025 at Sisters High School

Full Description and Supply List Available on our Website: StitchinPost.com

Craft: Quilting Skill Level: Intermediate

Techniques used: Longarm Quilting Class Project: Practice many different techniques

Required: All machines and supplies provided (2 students per machine)

It's time to rethink what you can do with free-motion quilting. Lane Hunter, BERNINA longarm expert, pushes free-motion quilting beyond stitching lines on a quilt top. Explore the impact of quilting density and innovative three-dimensional applications. Creating tactile texture can enhance your quilts and also your quilted projects such as garments, bags, and other household goods.

421 Winter Wonderland in Fused Glass

Susie Zeitner ... \$295

1 Day - 9:00 am to 12:00 pm, Thursday, July 10, 2025 at Susie's Studio, Sisters, OR

Full Description and Supply List Available on our Website: StitchinPost.com

Craft: Crafting Skill Level: All Levels Techniques used: Fused glass, Enamel paint

Class Project: Create a glass art piece 12" x 9" mounted on a 4" x 12" wooden base.

Create a 12" x 9" fused glass art tile showcasing the beautiful winters in Central Oregon. The piece can be completed in the three-hour class (Susie will fire and process the glass afterwards). She will have photo examples for inspiration with lots of glass to create your image, including glass enamel paints to add details, plus crushed glass (called frit) to enhance details. Your project will finish with a 4" x 12" wooden base to be shown on a windowsill or tabletop. All materials are included in the cost of the class. *Please note: Processing can take up to three weeks. If the piece needs to be mailed, there will be an additional postage charge of \$45.00.*





423–523 Joyful Plates

Sally Frey ... \$260

2 Days - 8:30 am to 3:30 pm, Thursday & Friday, July 10 & 11, 2025 at Sisters High School

Full Description and Supply List Available on our Website: StitchinPost.com

Craft: Quilting Skill Level: All levels

Techniques used: Piecing

Required: Sewing Machine

Do you want to impress your friends with this fast and easy Dresden Plate quilt? Use a jelly roll, bali pop or cut your own strips to make an easy pieced block. It's a fun quilt to make with your favorite jelly roll.

424 Cornucopia of Good Things

Pati Fried ... \$130

1 Day - 8:30 am to 3:30 pm, Thursday, July 10, 2025 at Sisters High School

Full Description and Supply List Available on our Website: StitchinPost.com

Craft: Quilting Skill Level: Intermediate

Techniques Used: Piecing

Optional: Sewing Machine

Tumbling, tipping, toppling and teetering shapes are the focus of this workshop. Explore movement, rhythm, and asymmetry in fabric collage. By using simple design principles, we can distribute the visual weight of objects to feel balanced and stable – or not! We will embrace movement and rhythm in a playful way, then choose your Cornucopia of Good Things. By sharing a few easy techniques on fast and fun ways to create your shapes, you will quickly be on your way to stacking colorful elements to the sky – or tumbling them to the floor!



425 Architectural Quilting

Sujata Shah ... \$130

1 Day - 8:30 am to 3:30 pm, Thursday, July 10, 2025 at Sisters High School

Full Description and Supply List Available on our Website: StitchinPost.com

Craft: Quilting Skill Level: Experienced Beginner

Techniques used: Machine Piecing

Required: Sewing Machine

Architectural Quilting is a hands-on workshop designed for quilters of all levels who are inspired by the beauty, structure, and geometric patterns of the architectural world, who want to push their creative boundaries, and explore new techniques. In this workshop you will have the opportunity to develop your unique style by integrating architectural elements that resonate with you, whether they are drawn from rural surroundings or cityscapes.

426 Kaleidoscope Triaxial Fabric Weaving

Mathew Boudreaux ... \$130

1 Day - 8:30 am to 3:30 pm, Thursday, July 10, 2025 at Sisters High School


Full Description and Supply List Available on our Website: StitchinPost.com

Craft: Fabric Weaving Skill Level: Advanced Beginner

Techniques Used: Triaxial Weaving Class Project: Fabric Woven Block

Optional: Sewing Machine

The Kaleidoscope Triaxial Fabric Weaving pattern is Mat's favorite way to weave because he has absolutely no idea how the final result is going to land, but he does know that it's going to be beautiful. The complexity of the weave depends on the number of fabrics and color you want to use. There is absolutely a pattern to taming the chaos, which creates a masterful play of fabrics and colors creating visual interest for hours. Great for home decor, bags and wall art.





428-528 Birds in Freeland

Joe Cunningham . . . \$260

2 Days - 8:30 am to 3:30 pm, Thursday & Friday, July 10 & 11, 2025 at Sisters High School

Full Description and Supply List Available on our Website: StitchinPost.com

Craft: Quilting Skill Level: Intermediate

Techniques used: Freehand Piecing Class Project: Design a block or small wall hanging.

Required: Sewing Machine

Join Joe as he shows you his magic in piecing freehand. Students will also learn how to control the freehand work to create images. With simple exercises and clear guidance, students will get a start on some of the ways you can go about making anything you can think of, freehand. Truly improvisational, each bird will look different as each person develops their own voice.

Friday – July 11, 2025

500 50th Anniversary Mystery Teacher

Mystery Teacher ... \$130

1 Day - 8:30 am to 3:30 pm, Friday, July 11, 2025 at Sisters High School

Full Description and Supply List Available on our Website: StitchinPost.com

Craft: Quilting Skill Level: Confident Beginner to Advanced

Techniques used: Piecing Required Materials Kit: \$25 (cash - paid to teacher in class)

In honor of the 50th anniversary, Quilters Affair will be offering a special opportunity for our beloved quilting community.

This class is different because you only need a few basic sewing supplies and everything else is provided.

Some classes use sewing machines (provided) and some are hand stitching. Here's the scoop:

- Each day a very special "Mystery teacher" class will be offered. The teacher will be introduced the morning of your class.
- All teachers have taught at Quilters Affair through the years.
- Brad Park from Anvil Sewing in Bend and Bernina are providing sewing machines for students to use in the classroom (no charge).
- Each teacher is creating a materials kit for purchase the morning of your class.
- Be assured there will be much-loved teachers with lots of information, creative projects, and guaranteed smiles and laughter.

This is your chance to jump in and take a 50th Anniversary Mystery Class!



502 Re

Giuseppe Ribauda ... \$130

1 Day - 8:30 am to 3:30 pm, Friday, July 11, 2025 at Sisters High School

Full Description and Supply List Available on our Website: StitchinPost.com

Craft: Quilting Skill Level: Intermediate

Foundation Paper Piecing experience recommended but not required.

Techniques used: Foundation Paper Piecing, Machine Piecing Class Project: One Quilt Block

Required: **A Bernina Sewing Machine will be provided**, Pattern \$10 (cash - paid to teacher)

Re, by Giucy Giuce is a modular foundation paper pieced pattern, currently only available as a workshop. In it, the sewist decides what size blades (from 3 choices) they would like to use and how often the blades appear: You can choose to eliminate some entirely, make them same size, make them all different, leave spaces, creating countless variations! He will share his tips and tricks for best practices when foundation paper piecing and sewing curves.

504 Tiny Homes

Laura Wasilowski ... \$130

1 Day - 8:30 am to 3:30 pm, Friday, July 11, 2025 at Sisters High School

Full Description and Supply List Available on our Website: StitchinPost.com

Craft: Stitching Skill Level: Beginner

Techniques used: Appliqué Class Project: Design a small wall hanging

Required: Kit Fee: \$35 (cash - paid to teacher), **NO SEWING MACHINE REQUIRED**

Create a little house quilt and receive a degree in Architecture from the Chicago School of Fusing at the same time! In this workshop, we explore fusing techniques like free cutting, layering, collage building, improvisational design, and more. The result is a whimsical neighborhood placed in a colorful landscape and made from beautifully hand-dyed fabrics.





505 Graphic Landscape Fabric Collage

Deborah Boschert ... \$130

1 Day - 8:30 am to 3:30 pm, Friday, July 11, 2025 at Sisters High School

Full Description and Supply List Available on our Website: StitchinPost.com

Craft: Collage Skill Level: All

Techniques used: Appliqué and Design

Class Project: Work towards the completion of designing an original art quilt

Optional: Sewing machine; Kit available for \$18 (cash - paid to teacher)

Create an original contemporary landscape art quilt using fused appliqué, embellished with hand embroidery, fussy-cut fabric details, and machine stitching. Deborah will share components for building your landscape, discuss composition ideas, and offer tons of options for unique design choices.

506 Butterfly Fields

Sew Kind of Wonderful ... \$130

1 Day - 8:30 am to 3:30 pm, Friday, July 11, 2025 at Sisters High School

Full Description and Supply List Available on our Website: StitchinPost.com

Craft: Quilting Skill Level: All levels

Techniques used: Machine Piecing, Curved Piecing Class Project: 1-2 quilt blocks

Required: Sewing Machine, Wonder Curve Ruler, [Butterfly Fields Pattern](#) by SKW

Butterfly Fields is the perfect combination of curved piecing and traditional patchwork! We are showcasing 20 different traditional patchwork designs. This variety is very engaging and produces a marvelous quilt with loads of eye candy. This design combines curves and traditional patchwork for a perfectly balanced quilt block. Each butterfly finishes at 15" square.



509 Improvisation: Shapes and Lines

Michelle Wilkie ... \$130

1 Day - 8:30 am to 3:30 pm, Friday, July 11, 2025 at Sisters High School

Full Description and Supply List Available on our Website: StitchinPost.com

Craft: Quilting Skill Level: Beginner to Intermediate

Techniques used: Machine Piecing Class Project: Creating multiple quilt blocks

Required: Sewing Machine

For such a seemingly free-spirited technique, improvisation can be difficult to get started. In this workshop, you make various lines and shapes that can be mixed to build your own improvisational composition. You will make some strip piecing using a brown bag method, play with scraps to make squares, triangles and curve shapes. You will use various techniques to audition and edit your composition to get the right balance of color and placement.

510 Another Feather

Brooke Shankland ... \$130

1 Day - 8:30 am to 3:30 pm, Friday, July 11th, 2025 at Sisters High School

Full Description and Supply List Available on our Website: StitchinPost.com

Craft: Quilting Skill Level: Confident Beginner and above

Techniques used: Piecing

Required: Sewing Machine, [Another Feather Quilt Pattern](#) by Eudaimonia Studio

Create your own unique flock with the Another Feather quilt. This design is inspired by the concept of strength in difference, an irreverent, tongue-in-cheek challenge to the common saying, "Birds of a feather flock together." In this class, Brooke will walk you through each step of piecing together your birds and joining them into their formation for this unique, throw-sized quilt.





511 Face It!

Karla Alexander ... \$130

1 Day - 8:30 am to 3:30 pm, Friday, July 11, 2025 at Sisters High School

Full Description and Supply List Available on our Website: StitchinPost.com

Craft: Quilting

Skill Level: All Levels

Techniques used: Piecing

Required: Sewing Machine

Make a fun UNREALISTIC face using fusible web and scraps! I have so much fun with my... faces. I put them on bags, use them for funky wall hangings, and maybe??? On the back of a jean jacket??? Your choice – join in the fun, relax and FACE IT!

512 Bjorn

Scott Hansen ... \$130

1 Day - 8:30 am to 3:30 pm, Friday, July 11, 2025 at Sisters High School

Full Description and Supply List Available on our Website: StitchinPost.com

Craft: Quilting Skill Level: Intermediate Techniques used: Machine piecing

Required: Sewing Machine, [Bjorn Pattern](#) by Blue Nickel Studios

Bjorn is one of Scott's newest patterns and can be made in a couple of ways. Scott describes his block as part Log Cabin, part Sawtooth, and part Bear Claw (Bjorn is Danish for bear). You can go for big blocks with lots of room for fancy background quilting, or you can make Bjorn deClaude (de-clawed > get it? Hahaha) with just the log-cabiny-sawtooth pad of the 'basic' Bjorn pattern. Learn how any of your scraps will work as Scott shares about his approach to color and value, and discover the how color gets all of the credit, but value does all of the work. Be ready to play with color, as Scott throws many basic color 'rules' out the window.



513 Step Up Your Machine Quilting

Colleen Blackwood ... \$130

1 Day - 8:30 am to 3:30 pm, Friday, July 11, 2025 at Sisters High School

Full Description and Supply List Available on our Website: StitchinPost.com

Craft: Quilting Skill Level: Confident Beginner - Intermediate

Techniques used: Machine Quilting Class Project: Quilt sandwiches of 18" x 22" of fabric or muslin (not an actual quilt), or fat quarter sized projects you are working on

Required: Sewing Machine, Quilting Foot or Darning Foot

Are you ready to elevate your home quilting? Have you learned the basics and need encouragement to explore more advanced designs? This class is designed to give you the confidence that comes from stepping out of your comfort zone. Explore stitching on marked lines, echoing designs, ruler work, and stitch density for the best effect. Combine elements to create movement and mood.

514 Sit N Stitch

Anna Bates ... \$65

1 Day - 8:30 am to 3:30 pm, Friday, July 11, 2025 at Sisters High School

Full Description and Supply List Available on our Website: StitchinPost.com

Skill Level: All Levels

Class Project: Sit and work on the project of your choice.

We will have a room open where you can sit and stitch on any project you like. There will be electrical outlets for your sewing machine. Anna, one of our resident experts, will be on hand to answer your questions.





515 Just for Fun–Friday Mystery

Lawry Thorn ... \$130

1 Day - 8:30 am - 3:30 pm, Friday, July 11th, 2025 at Sisters High School

Full Description and Supply List Available on our Website: StitchinPost.com

Craft: Quilting Skill Level: Confident Beginner to Advanced

Techniques used: Machine Piecing

Class Project: Work towards the completion of a Fun Mystery quilt

Required: Sewing Machine

You know Lawry couldn't let the week end without a mystery Just for Fun. She's at it again. This approximately 46" x 56" quilt will be made from one jelly roll. You will get instructions for some pre-cutting of the jelly roll fabrics so you are ready to start sewing in class. Nothing difficult - just sewing, pressing, more sewing, and some cutting, and you will have a very good start on your quilt. There is also an "optional" fabric which you might want to use. (Part of the mystery!)

516 Sashiko Quilt: A Daily Practice

Mary Noble ... \$130

1 Day - 8:30 am to 3:30 pm, Friday, July 11, 2025 at Sisters High School

Full Description and Supply List Available on our Website: StitchinPost.com

Craft: Hand stitching Skill Level: Intermediate Techniques used: Hand piecing

Class Project: Practice stitching techniques **NO SEWING MACHINE REQUIRED**

Required: Sashiko 365 by Susan Briscoe; Hitomezashi pattern template \$10 (cash)

Japanese Sashiko stitching is an ancient, easy-to-learn stitching practice that can be used to adorn your work. Included is a brief history of sashiko and the values it represents. Using Susan Briscoe's book, Sashiko 365, you will practice stitching techniques. We will cover fabric preparation and pattern transfer for your project, be that a daily stitching practice or quilt block preparation, using the 365 different patterns in Susan's book. You can certainly use these patterns for all manner of other stitching projects, such as bags or garments.



517 Tangency

Karen Stone ... \$130

1 Day - 8:30 am to 3:30 pm, Friday, July 11, 2025 at Sisters High School

Full Description and Supply List Available on our Website: StitchinPost.com

Craft: Quilting Skill Level: Intermediate

Techniques used: Piecing

Required: Sewing Machine

In class we will enjoy this unique block construction, which geometrically based upon tangency, entertains both technical intricacy and improvisational nonchalance. Isn't it always great when something looks harder and more complex than it actually is? Karen thinks it's great fun and is very excited to share it with you!

518 Embroidered/Embellished Traveling Scroll

Michele Muska & Leslie Jenison ... \$130

1 Day - 8:30 am to 3:30 pm, Friday, July 11, 2025 at Sisters High School

Full Description and Supply List Available on our Website: StitchinPost.com

Craft: Hand Stitching Skill Level: Beginner

Techniques used: Embroidery Class Project: Traveling Scroll

Required: Kit Fee: \$20 (cash - paid to teacher), **NO SEWING MACHINE REQUIRED**

Let's begin your journey with learning 3 to 4 basic embroidery stitches so you can start working on your personal traveling scroll. A great project to take with you when you are traveling afar or to your own backyard garden. We will attach memorable pieces of your own cloth (as well as the ones we provide), paper and embellishments with the embroidery stitches you will be learning in class or are already familiar with.





519 50th Anniversary Barn Quilt Painting

Sheila Snyder ... \$150

1 Day - 8:30 am to 3:30 pm, Friday, July 11, 2025 at Sisters High School

Full Description and Supply List Available on our Website: StitchinPost.com

Craft: Painting Skill Level: All Levels Techniques used: Painting

Class Project: Create a 2' x 2' barn quilt

Required: Paint Fee: \$15 (cash - paid to teacher)

Pre-requisite: One previous class with Sheila

This is a special one-of-a-kind Barn Quilt class for those with experience! Sheila has designed a **Limited Edition unique block for the QA 50th Anniversary!** The Block will be pre-drawn onto the 2' x 2' board, (a more challenging block than is offered in the basic class). You will have the **WHOLE** day to play with color while painting your Barn Quilt. Take home your unique memory of this special week.

520 Evolution of Lines

Lane Hunter ... \$130

1 Day - 8:30 am to 3:30 pm, Friday, July 11, 2025 at Sisters High School


Full Description and Supply List Available on our Website: StitchinPost.com

Craft: Quilting Skill Level: All Levels

Techniques used: Longarm Quilting Class Project: Practice many different techniques

Required: All machines and supplies provided (2 students per machine)

If learning how to quilt on a longarm machine is on your bucket list, then you will want to join Lane Hunter, BERNINA longarm expert, and build your repertory of free-motion quilting designs. This course shows beginner/intermediate quilters how to build upon basic designs, step by step, to create more elaborate designs, adding to the depth and interest of your quilts. We will be working on both the sit-down and framed BERNINA Q-series longarms but the concepts will work on your domestic sewing machine as well.



521 Winter Wonderland in Fused Glass

Susie Zeitner ... \$295

1 Day - 9:00 am to 12:00 pm, Friday, July 11, 2025 at Susie's Studio, Sisters, OR

Full Description and Supply List Available on our Website: StitchinPost.com

Craft: Crafting Skill Level: All Levels Techniques used: Fused glass, Enamel paint

Class Project: Create a glass art piece 12" x 9" mounted on a 4" x 12" wooden base.

Create a 12" x 9" fused glass art tile showcasing the beautiful winters in Central Oregon. The piece can be completed in the three-hour class (Susie will fire and process the glass afterwards). She will have photo examples for inspiration with lots of glass to create your image, including glass enamel paints to add details, plus crushed glass (called frit) to enhance details. Your project will finish with a 4" x 12" wooden base to be shown on a windowsill or tabletop. All materials are included in the cost of the class. *Please note: Processing can take up to three weeks. If the piece needs to be mailed, there will be an additional postage charge of \$45.00.*

524 Vignettes – Small Studies in Slow Stitch

Pati Fried ... \$130

1 Day - 8:30 am to 3:30 pm, Friday, July 11, 2025 at Sisters High School

Full Description and Supply List Available on our Website: StitchinPost.com

Craft: Hand Stitching Skill Level: All Levels

Techniques Used: Hand Piecing

Class Project: 3' x 5" Vignettes

Required: **NO SEWING MACHINE REQUIRED**

Storytelling is an art form, but it does not always need to be told in words. Spend a day slow stitching your own stories into precious vignettes. We will play with layering, fraying and stitching a story together with found objects and repurposed textiles. Don't have a story to tell? No problem, take a walk outside for inspiration!





525 Kawandi

Sujata Shah... \$130

1 Day - 8:30 am - 3:30 pm, Friday, July 11th, 2025 at Sisters High School

Full Description and Supply List Available on our Website: StitchinPost.com

Craft: Stitching Skill Level: Beginner

Techniques used: Hand Stitching Class Project: Personal Composition

Required: NO SEWING MACHINE REQUIRED

Kawandi – A utilitarian quilt made with found and collected scraps by African Diaspora of India.

Document the memories and special events of life with stitches. From start to finish this is a complete hand stitching project. Focus will be on being spontaneous while selecting scraps and learn to personalize simple patchwork by using colors and fabric of your life. Learn to find a rhythm of your own between your mind and body and practice mindful stitching.

526 Woven Stars Triaxial Fabric Weaving

Mathew Boudreaux... \$130

1 Day - 8:30 am to 3:30 pm, Friday, July 11, 2025 at Sisters High School

Full Description and Supply List Available on our Website: StitchinPost.com

Craft: Fabric weaving Skill Level: Beginner

Techniques Used: Triaxial Weaving

Class Project: Fabric Woven Block

Required: Sewing machine optional

This Woven Stars Triaxial Weave variation can be woven with one to six different colors to form the star with one additional border color to frame the stars. This pattern is the perfect way to open the creative brain to patterns beyond cubes with triaxial weaving. This completed woven panel is great for bags, pillows and wall art.



527 Seaglass

Allie McCathren... \$130

1 Day - 8:30 am to 3:30 pm, Friday, July 11, 2025 at Sisters High School

Full Description and Supply List Available on our Website: StitchinPost.com

Craft: Quilting Skill Level: Beginner

Techniques used: Piecing Class Project: Art quilt

Required: NO SEWING MACHINE REQUIRED

Seaglass Quilts are a type of improv quilt that use scraps to make something new and beautifully unexpected. A combination of raw edge appliqué, free-motion quilting, and a method of laying out the pieces in a specific way creates dynamic movement in a soothing piece. Allie will teach her method of preparing and cutting the fabric, talk about different design layouts, and help guide participants through the making of their quilt top.

Evening Programs & Other Events



329 Stay & Play Quilter's BINGO

Presenters: Giuseppe Ribaudo & Scott Hansen . . . \$20

Date: 6:30 pm - 8:30 pm, Wednesday, July 9, 2025 at Sisters High School
(Doors open at 6:00pm)

Bingo! One of the week's most memorable events. The ring leaders, Giuseppe Ribaudo and Scott Hansen, will make sure you have an evening of laughter, prizes, and we're sure, silly antics that will keep you entertained! Admission price includes three BINGO cards. Additional BINGO Cards will also be sold while you wait, beginning at 6:15. This event sells out so be sure to get your spot reserved right away. Cards are \$1 each or 12 for \$10. Each game will have multiple winners, and we expect to play about 10 rounds in 2 hours.

** Young Life will be hosting a Bake Sale during this event.*

*Proceeds will go towards helping kids go to camp. ** No paper ticket issued for this event.*

429 Quilter's Affair Main Event – Humble Beginnings

Thursday, July 10, 2025, 6:30 pm - 9:00 pm (Doors open at 6:00 pm) . . . \$25

Location: Sisters High School Auditorium

This year's Main Event, Humble Beginnings, features a lecture by the legendary Jean Wells. She will speak about how Quilters Affair started 50 years ago along with the inception of Sisters Outdoor Quilt Show. Join us for an evening of reminiscing as Jean shares the first part of this 50-year journey with a lecture of how it all began. A time where a couple of lectures has turned into over 118 classes during the week of Quilters Affair; where 10 family quilts turned into hundreds from people all over the world; and where hundreds of volunteers help to make it happen.

Meet the teachers of Quilters Affair 2025 - a strong lineup of some of the country's finest from far and near. The teachers and some of the 2025 QA student participants will share some of their quilts. Stitchin' Post employees will share their challenge quilts for 2025, a tradition that has taken place every year. We hope you will join us to hear about Jean's dream and how it has evolved. ****No paper ticket issued for this event.**



529 2025 SOQS Fundraiser – A Town Covered in Quilts

Friday, July 11, 2025, 6:30 pm - 9:00 pm, at Sisters High School Auditorium
(Doors open at 6:00 pm)

Tickets are \$25 each and include your own special SOQS Golden Anniversary gift.

Sisters Outdoor Quilt Show invites you to join us for the continuing story of the past 50 years through an up close and personal interview with Jean and Valori Wells. Alex Anderson will pose the questions along with some from the audience. For half a century, the Sisters Outdoor Quilt Show has been more than just an event; it's been a living, breathing celebration of creativity, community, and tradition. We invite you to celebrate with us during an evening of "A Town Covered in Quilts". Our event will honor this incredible 50-year journey, inviting you to be part of a story woven from the dreams of quilters, the hands of volunteers, and the hearts of visitors from all over the world. We will also include a live auction featuring a few exclusive, handcrafted quilts inspired by Jean Wells and created by our Quilter's Affair instructors.

By attending, you're helping us preserve the heritage of quilting and ensuring that the Sisters Outdoor Quilt Show continues to flourish for another 50 years—touching lives, inspiring creativity, and bringing joy to all who experience it.

****All SOQS event tickets are available online to purchase until July 4th.**

Starting Monday, July 7th, you may purchase in person at the Sisters High School.

SOQS is a 501(c)3 nonprofit and ticket purchases support production of the Sisters Outdoor Quilt Show.



QUILT SHOW EVENTS



SOQS Quilt Walk

SOQS Quilt Walk – Self-Guided Tour

Downtown Sisters: July 1-31, 2025 (no charge)

Take a walking tour of beautiful downtown Sisters to enjoy quilts in our local businesses. Many of the quilts are for sale. Quilts also on display at additional businesses in Central Oregon.

Quilt Walk brochures with map of participating businesses are available at the Stitchin' Post, at participating businesses in Sisters and Central Oregon, and online at SOQS.org



2025 SOQS SUNDAY

Featured Lecturer: Karen Stone

FivePine Lodge Conference Center, July 13, 2025

***All SOQS event tickets are available online to purchase until July 4th. Starting Monday, July 7th, you may purchase in person at the Sisters H.S.*

Join us for a beautiful day at the FivePine Lodge and Conference Center on Sunday, July 13 with the lovely Karen Stone of Dallas, TX.

A quilter since 1986, Karen's inspiration manifests equally of innovation and tradition. Her quilts have won numerous awards, including first prizes in international competitions, and her designs appear frequently in exhibitions. Her Clam Session quilt received the Master of Innovative Artistry award at IQF in 2009, and her Indian Orange Peel Quilt was People's Choice at Quilt National '95, and is now part of the QN collection at the International Quilt Museum.

Having enjoyed success in design, publication and teaching, she continues to teach and reinvent herself in new work. Karen holds degrees in Piano from Baylor and Indiana Universities, has two beautiful daughters, three exemplary cats, and rides her bike from historic Deep Ellum in Dallas.

Come share in Karen's journey of inspiration and quilting as you get to know her more intimately. Enjoy your own creative journey as you listen to Karen's stories and see her pieces up close when you join us for Save it for Sunday!

We are thrilled to welcome you to Karen's world of color and design.

Events on Sunday, July 13 with Karen:

10:00 am Lecture: Join us at the FivePine Lodge and Conference Center for a Lecture with Karen on Sunday, July 13 . . . \$35/person

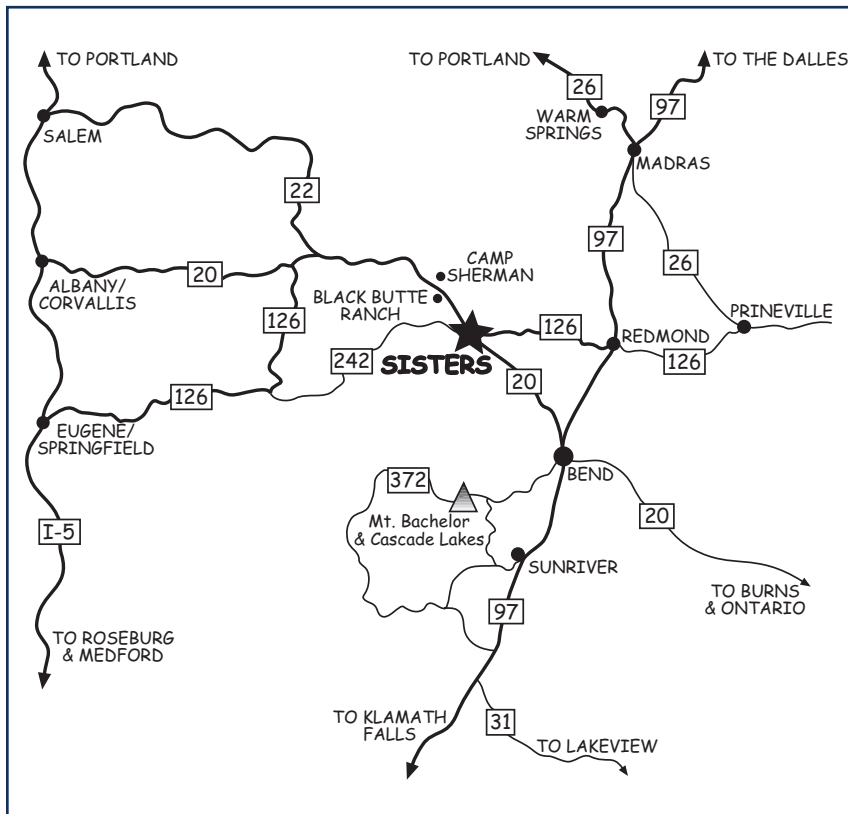
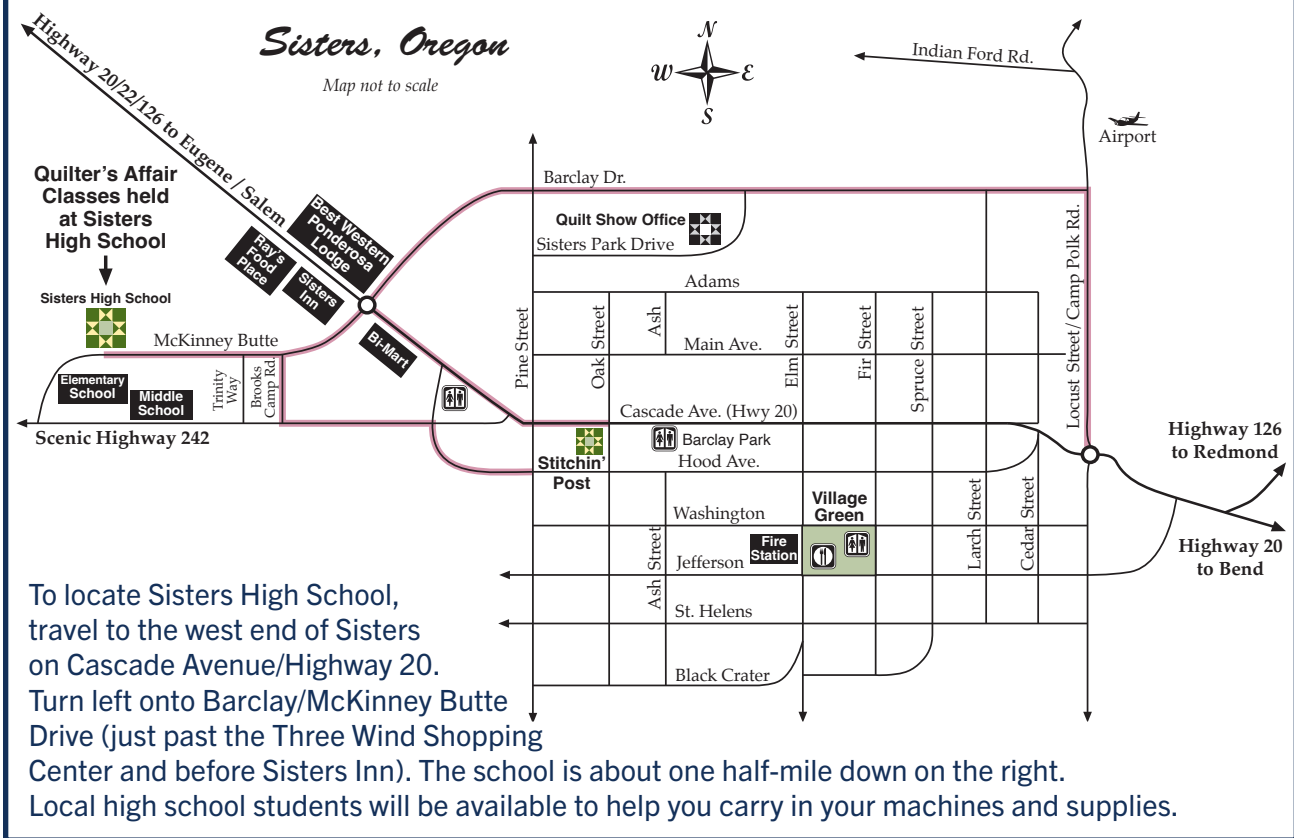
Walking tours: . . . \$25/person

Walk along the creek at FivePine Lodge with Karen in an intimate group setting (limited to 25 people) at either 9:00 am or 1:00 pm.

Tickets for the walking tours are only available at www.soqs.org

Karen's quilts will be on display from 10:00 am to 2:00 pm on SOQS Sunday. For those of you who wish to walk along the creek at FivePine Lodge and Conference Center (*no charge*).

MAPS & AREA ACCOMMODATIONS



AREA ACCOMMODATIONS

Looking for lodging during Quilt Show?
Check out our Quilt Show lodging partners at **SOQS.org**

You may also contact the Central Oregon Visitor's Association, Explore Sisters, or the Sisters Chamber of Commerce:

Explore Sisters
1-541-904-4414 • exploresisters.com
Central Oregon Visitors Association
visitcentraloregon.com
Sisters Area Chamber of Commerce
1-541-549-0251 • sisterscountry.com

DISTANCES TO SISTERS:

Bend - Approximately 20 miles
Redmond - Approximately 18 miles
Prineville - Approximately 35 miles
Madras - Approximately 45 miles
Sunriver - Approximately 45 miles

QUILTER'S AFFAIR CLASS PLANNER

Monday

100	50th Anniversary Mystery Teacher	\$130
101-201	Climbing Scrap Mountain	\$260
103-203	Voltron	\$260
104	Tiny Homes	\$130
105	Fabric Collage Bouquet	\$130
106	Attic Windows	\$130
107-207	Stitched Needle Roll	\$260
108	Color Runs	\$130
109	Art of Fabric Bending	\$130
110	Villager Quilt	\$130
111	Peel	\$130
112	Tree Time	\$130
113	Free-Motion Beginnings	\$130
114	Sit N Stitch	\$65
115	Celebration Quilt	\$130
116	Sashiko Quickstart 1.0	\$130
117	Piecing Improvisational Curves	\$130
118-218	Hand Painted Fabric with Natural Dyes	\$260
119	Barn Quilt Painting	\$150
120	Evolution of Lines	\$130
121	Painted Glass – Aspens	\$295
122-222	Best Friends	\$260
123	All The Things Totes	\$130
124	Freddy's Phoebe	\$130

Tuesday

200	50th Anniversary Mystery Teacher	\$130
202	Tiny Piecing	\$130
204	Improvisational Hand Embroidery on Wool	\$130
205-305	Landscape Diptych with Fabric, Paint, and Stitch	\$260
206	Posh Snowball	\$130
208-308	Shibori Made Modern	\$260
209	Scrappy Large-Scale Piecing	\$130
210	Sincerely	\$130
211	Paint Chips	\$130
212	Aki	\$130
213	Next Level Free-Motion Quilting	\$130
214	Sit N Stitch	\$65
215	Autumn Pines	\$130
217	Improvisational Machine Appliqué	\$130
219	Barn Quilt Painting	\$150
220	Free-Motion Touch & Textures	\$130
221	Three Sisters in Fused Glass	\$295
223	Good Vibrations	\$130
224	Traditional Hand Quilting	\$130
225	Kawandi	\$130
226	Tumbling Blocks Triaxial Fabric Weaving	\$130
227	Seaglass	\$130
228-328	Foldigami Design	\$260

Wednesday

300	50th Anniversary Mystery Teacher	\$130
302-402	Mystery Tiny Piecing	\$260
303-403	Dancing with the Wall: Quick Step	\$260
304	Creating Silk Landscapes	\$130
306	Tripping Out	\$130
307	Bullion Knots	\$130
309	Improv Hand Piecing	\$130
310	Super Scrappy Repair	\$130
311	Little's	\$130
312	Game Night Mystery	\$130
313	Spontaneity and Flow	\$130
314	Sit N Stitch	\$65
315	Lawry's Vintage Mystery	\$130
316	Intuitive Color and Design	\$130

317	Improvisation in Foundation Piecing	\$130
318	Japanese Boro Stitching	\$130
319	Creativity on Demand	\$110
320	Evolution of Lines	\$130
321	Three Sisters in Fused Glass	\$295
322-522	Close Encounters	\$390
323	Young Man's Fancy	\$130
324	Log Cabin Exploration	\$130
325	Medallion Medley	\$130
326	Optical Illusion Biaxial Fabric Weaving	\$130
327-427	Scrappy Color Flow	\$260

Thursday

400	50th Anniversary Mystery Teacher	\$130
401-501	Hop, Skip, and Jump	\$260
405	Fabric to Frame - Small Textile Collage	\$130
406	Chic Sisters Revival	\$130
407-507	Eco Print Stitching	\$260
408-508	Extreme Ice Dyeing	\$260
409	Express Oneself	\$130
410	Currents Quilt	\$130
411	Unfiltered	\$130
412	Painted Forest	\$130
413	Beginning Machine Quilting	\$130
414	Sit N Stitch	\$65
415	Carpenter's Square	\$130
416	Sashiko Fundamentals & Beyond	\$130
417	Innovative Appliqué: Ogee Lotus	\$130
418	Geltastic & Printalicious: A Print Workshop	\$130
419	Barn Quilt Painting	\$150
420	Free-Motion Touch & Textures	\$130
421	Winter Wonderland in Fused Glass	\$295
423-523	Joyful Plates	\$260
424	Cornucopia of Good Things	\$130
425	Architectural Quilting	\$130
426	Kaleidoscope Triaxial Fabric Weaving	\$130
428-528	Birds in Freeland	\$260

Friday

500	50th Anniversary Mystery Teacher	\$130
502	Re	\$130
504	Tiny Homes	\$130
505	Graphic Landscape Fabric Collage	\$130
506	Butterfly Fields	\$130
509	Improvisation: Shapes and Lines	\$130
510	Another Feather	\$130
511	Face It!	\$130
512	Bjorn	\$130
513	Step Up Your Machine Quilting	\$130
514	Sit N Stitch	\$65
515	Just for Fun-Friday Mystery	\$130
516	Sashiko Quilt: A Daily Practice	\$130
517	Tangency	\$130
518	Embroidered/Embellished Traveling Scroll	\$130
519	50th Anniversary Barn Quilt Painting	\$150
520	Evolution of Lines	\$130
521	Winter Wonderland in Fused Glass	\$295
524	Vignettes – Small Studies in Slow Stitch	\$130
525	Kawandi	\$130
526	Woven Stars Triaxial Fabric Weaving	\$130
527	Seaglass	\$130

Evening & Sunday Programs

329	Stay & Play Quilter's BINGO	\$20
429	Quilter's Affair Main Event - Humble Beginnings	\$25
529	529 SOQS Fundraiser – A Town Covered in Quilts	\$25
SUN	SOQS Sunday Lecture: Karen Stone	\$35



Stay Connected with Social Media

Even when you can't visit in person, you can stay current with what is happening here at the store~ new fabric and merchandise arrivals, upcoming events, and lots of photos to inspire your creativity!

Shop Online:

StitchinPost.com

Subscribe to our Blog:

<https://stitchinpost.com/blogs/stitchin-post-blog>

Like us on Facebook:

<https://www.facebook.com/stitchinpostor/>

Pinterest:

www.pinterest.com/stitchinpostor/

Instagram:

www.instagram.com/stitchinpost/

We would love to see what projects you are starting, working on, or have finished!
When you share your work on any social media platform, please include **#SewMuchInspiration**
and **#StitchinPost** so the Stitchin' Post Community can see what you have done!