

July 8 - 12, 2024



Welcome to the 2024 Quilter's Affair Class & Event Guide!

Thank you to all who visited the Stitchin' Post, in person or online, and to all who attended Quilter's Affair and the Sisters Outdoor Quilt Show last year. It is always a pleasure to see familiar faces and a joy to make new friends. You honor us with your patronage, and we treasure you.


We are hard at work preparing for a fantastic Quilter's Affair 2024. My staff and I strive to make your experience positive and we listen to your suggestions for improvements. This year, lunches will be provided by Oliver Lemon's, our local market—their food is outstanding, and we think you will love it. Sisters PEO will also have a concession area to order breakfast and lunch. Thank you for all of your suggestions and your patience, as we strive to create a special experience for you.

We will be bringing back a lot of our favorite teachers and some new faces this year. The Sisters Outdoor Quilt Show Fundraiser invites you to join them Thursday evening for A Night of Colorful Celebration Inspired by Freddy Moran. Friday Night's program will feature Giuseppe Ribaldo, Unbounded - We will wrap the week up with Quilt Show Sunday, featuring a lecture and walking tours with Giuseppe Ribaldo of Giucy Giuce. You won't want to miss these events!

Quilter's Affair offers more opportunity for education than any other textile art event in Oregon, and workshops abound throughout the year at Stitchin' Post. Education is the foundation of our business! We encourage you to check our website frequently and subscribe to our newsletter to stay up to date on all our workshops and events. You may subscribe online at <https://mailchi.mp/stitchinpost/quiltersaffairsignup>

We look forward to seeing you this summer, if not before, and invite you to stop by the Stitchin' Post anytime you are in Sisters, where we are very busy writing orders for new products that will fill the store to the brim by July!

XO
Valori & the Quilter's Affair Team



Registration Procedures

Online Registration opens for all workshops, lectures, events at 10:00 am PST, **Wednesday, January 10, 2024**, on *stitchinpost.com*

All registration is online only. No registrations will be taken via USPS mail, e-mail, paper (walk-in), or fax.

Note that again this year, there will be no registration fee.

Quilter's Affair's registration system requires all students to create an account before completing checkout. You may create your account before registration to save time. If you already have an account, please make sure all of the information, especially your email address is correct. If your email address has changed, you will need to update it or create a new account. **Our website will show classes as "Sold Out" until 10 am, January 10, 2024 when online registration goes live.**

On registration day, be sure to read all of the instructions for registering posted on *stitchinpost.com*.

All classes are filled on a first come, first served basis. Putting a class in your shopping cart does not guarantee you a seat - the seat is not yours until your order has been charged and processed. Once a class fills, a wait list will be turned on. If a seat opens up, the first person on the wait list will be emailed.

You will have 48 hours to respond, after that, the next person on the wait list will be sent an email.

Tote bags and name tags for Quilter's Affair participants are available at the High School beginning Monday, July 8 from 7:30 am to 3:30 pm. (Early pick-ups are available Saturday & Sunday, July 6 & 7, at the Stitchin' Post from 10:00 am until 4:00 pm.) Tote bags and name tags will be issued to all students who have **registered for a Workshop**, but not if you have only registered for Special Events.

Feel free to log on to the instructor's websites to learn more about them and to see more examples of their work. The instructor list with teacher bios & their links can be found on our website.

We look forward to seeing you this summer in Sisters!

Any communication in reference to registration must be directed to Lawry Thorn by email:
Lawry@StitchinPost.com

Cancellation Policy

If you cancel by May 31, 2024, a refund will be issued. After May 31, there are no refunds.

.....
• To receive your 10% Quilter's Affair discount at Stitchin' Post, you must wear your name tag. •
.....

Welcome!

All workshops, lectures and evening programs (BINGO, Main Event) are held at the Sisters High School. The Quilt Walk, Black Butte Ranch Quilt Show, Sisters Outdoor Quilt Show, and Quilt Show Sunday are all held at various locations around Sisters (specified with the information for each event).

Each workshop is coded by level of expertise: **Beginner** workshops are for people who have little or no experience with quilt making; **Confident Beginner** workshops require you to have rotary cutting and piecing experience; **Intermediate** workshops require you to be comfortable doing your own interpretation of patterns/designs; and **Advanced** workshops require you to be comfortable with all levels of designing and creating quilts.

We have workshops that run three different times: Full day classes are 8:30 am to 3:30 pm with a lunch break at 11:30 am. Our new half day classes are held from 8:30 - 11:30 am or 12:30 - 3:30 pm. Susie Zeitner's fused glass classes take place at her studio and run 9:30 am - 12:30 pm.

Class listings can be found here:
<https://stitchinpost.com/pages/qa-home>
Links to all supply lists will be posted on the product page for that class.

Some workshops require a specific book, pattern, or a Lab Fee for supplies. We have indicated these items in the class descriptions. **Lab/Pattern Fees are to be paid (in cash) to the instructor at class time.** Be sure to check the supply lists for details on lab fees, kits, patterns, books etc. Books and patterns are available on the Stitchin' Post's website:
<https://stitchinpost.com/collections/qa-supplies>

Most one-day workshops are \$120, two-day workshops are \$240, and three-day workshops are \$360. Half day lectures and special class prices vary, depending on whether supplies are provided.



Lunches

Bagged lunches will be available Monday through Friday at Sisters High School, through the efforts of the staff at Oliver Lemon's Market and Sisters PEO. (Menu and pricing to be announced soon.)

SOQS 2024

For information or questions on the events below, contact admin@soqs.org - 541-549-0989

Quilt Show Poster Signing - Cheryl Crawford
Saturday, July 13, 9:00 am to Noon
in the alley behind Stitchin' Post

SOQS Quilt Walk
Daily, July 1-31
Quilts on display inside Sisters and Central Oregon businesses, daily during business hours.

See map for self-guided tour (available online at **SOQS.org**, at the Chamber of Commerce, and at local businesses).

Wish Upon A Card Fabric Postcards
Silent Auction & Card Sales

July 8-12, 11:30 am to 12:30 pm
Sisters High School, Sisters

July 13, 9:00 am – 3:00 pm
Tent in Village Green Park, Sisters

SOQS Fundraiser: A Night of Colorful Celebration
Thursday, July 11th, 6:30-8:00 pm
Doors open at 6:00 pm
Sisters High School Auditorium

Ticketed Event - \$25 per person - see page 32
Includes SOQS Swag bag.
(Treats and non-alcoholic beverages available for purchase onsite.)

Sisters Outdoor Quilt Show
Saturday, July 13, 2024
9:00 am - 4:00 pm
Downtown Sisters
Free to the public

Sisters Outdoor Quilt Show Sunday!
Five Pine Conference Center
Featuring Giuseppe Ribaud
Sunday, July 14
Lecture 10:00 am - Ticketed Event
\$35 per person - see page 33

Walking tour tickets available through the Quilt Show: <https://www.soqs.org/>

Quilts are on display 10:00 am through 2:00 pm

Monday – July 8, 2024

101-201 Ice Dyeing

Lynn Koolish . . . \$240

2 Days - 8:30 am to 3:30 pm, Monday & Tuesday, July 8 & 9, 2024 at Sisters High School

Full Description and Supply List Available on our Website: stitchinpost.com.

Craft: Dyeing Skill Level: Beginner - Advanced

Class Project: Create multiple dyed fabrics to increase your stash for future projects.

Required: Lab/Supply fee \$40 (cash).

Recommended: Fast, Fun & Easy Fabric Dyeing book.

Ice dyeing is the process of using ice and powdered dyes to create incredible colors and patterns on fabric. The melting ice randomly spreads the dyes on the fabric, leading to fantastic and unique results each time! Learn multiple ways of using ice, dyes, and fabric to create stunning colors and patterns that you can't get any other way.



102-202 Mystery Tiny Piecing

Giuseppe Ribaudo . . . \$240

2 Days - 8:30 am to 3:30 pm, Monday & Tuesday, July 8 & 9, 2024 at Sisters High School

Full Description and Supply List Available on our Website: stitchinpost.com.

Craft: Quilting Skill Level: Intermediate. Foundation Paper Piecing experience recommended.

Techniques used: Foundation Paper Piecing, Machine Piecing

Class Project: Mystery Pillow Top or wall hanging

Required: Sewing Machine, Pattern fee \$20 (cash).

Are you a fan of Giucy Giuce's Mini Series patterns or tiny piecing in general? Love a good mystery....? Join Giuseppe Ribaudo as he presents his latest (and brand new) mystery class, but with a twist: Mystery Tiny Piecing! Using three existing patterns from the Mini Series and new mystery blocks, you will create a pillow top or wall hanging.

103 Tiny Town

Sarah Fielke . . . \$120

1 Day - 8:30 am to 3:30 pm, Monday, July 8, 2024 at Sisters High School

Full Description and Supply List Available on our Website: stitchinpost.com.

Craft: Quilting Skill Level: Confident Beginner to Intermediate

Techniques used: Machine Piecing, English Paper Piecing, Hand Needle turn

Class Project: Work towards the completion of a Tiny Town quilt.

Required: Sewing Machine, Kit fee \$40 (cash).

It's a teeny tiny town! Learn simple English Paper Piecing and hand needle turn appliqué techniques while making this sweet cot size concoction. A kit of EPP papers and fussy cutting templates is required to help you bring your town to life.





104 Broken Trellis

Michelle Wilkie . . . \$120

1 Day - 8:30 am to 3:30 pm, Monday, July 8, 2024 at Sisters High School
Full Description and Supply List Available on our Website: stitchinpost.com.

Craft: Quilting Skill Level: Beginner to Intermediate

Techniques used: Curved piecing with templates

Class Project: Work towards the completion of a Broken Trellis quilt

Required: Sewing Machine.

This class introduces the concept of curved piecing with templates* to create a broken trellis quilt. The fabrics you use will give a different feel to the quilt so you can use this pattern to play with patterns or solids fabrics or bold or more muted palettes. *Temporary Templates using Freezer paper will be created in class but Michelle recommends the Make It Curvy 12 Piece template set with bag (you will need 2", 3", 5" and 6" templates).

105 Posh Penelope

Sew Kind of Wonderful . . . \$120

1 Day - 8:30 am to 3:30 pm, Monday, July 8, 2024 at Sisters High School
Full Description and Supply List Available on our Website: stitchinpost.com.

Craft: Quilting Skill Level: Confident Beginner - Advanced

Techniques used: Machine Piecing, Curved Piecing

Class Project: Work towards the completion of a PP quilt, making 1-2 blocks in class.

Required: Sewing Machine, Quick Curve Ruler®, Sew Square 6®.

Posh Penelope is a scrappy quilt that combines curves with petite sashing and cornerstones! The perfect mix of modern and traditional elements that create a quilt that is timeless. SKW's specialty rulers make cutting curves quick and easy, and squaring up the blocks a snap! Learn their easy curved sewing techniques - no pinning, no finding center.



106-206 Color, Line, and Value

Sujata Shah . . . \$240

2 Days - 8:30 am to 3:30 pm, Monday & Tuesday, July 8 & 9, 2024 at Sisters High School
Full Description and Supply List Available on our Website: stitchinpost.com.

Craft: Quilting Skill Level: Experienced Beginner

Techniques used: Machine Piecing

Class Project: Develop skill building tools for innovative techniques and design composition.

Required: Sewing Machine.

Explore the magical combination of color and value with freeform blocks. Bold color choices mixed with a wide range of tonal value and contrast can make a quilt sing. Discover how to intuitively develop an eye for color and textures. Participants are encouraged to bring pictures of interesting textures and color combinations.

107 Graphic Landscape Fabric Collage

Deborah Boschert . . . \$120

1 Day - 8:30 am to 3:30 pm, Monday, July 8, 2024 at Sisters High School
Full Description and Supply List Available on our Website: stitchinpost.com.

Craft: Quilting Skill Level: All

Techniques used: Collage

Class Project: Work towards the completion of a landscape quilt collage

Optional: Sewing Machine, Kit \$18 (cash).

Design an original landscape collage using graphic shapes. Learn composition tips and new ways to think about principles of design. Create detail and add texture with hand embroidery and machine stitching. Plus, we'll look at lots of examples of how other artists have created unique landscapes.





108 Painted Forest

Scott Hansen . . . \$120

1 Day - 8:30 am to 3:30 pm, Monday, July 8, 2024 at Sisters High School
Full Description and Supply List Available on our Website: stitchinpost.com.

Craft: Quilting Skill Level: Intermediate

Techniques used: Machine piecing

Class Project: Work to create an assortment of Painted Forest quilt blocks

Required: Sewing Machine, Painted Forest Quilt Pattern.

Have a blast making your own little forest in whatever colors you choose. Scott helps you make your own unique trees using a variety of blocks already mapped out. Then you can arrange and rearrange the parts to “plant” them anywhere you want in your quilt. The sky’s the limit on these fun blocks.

109-209 Undercurrent

Karla Alexander . . . \$240

2 Days - 8:30 am to 3:30 pm, Monday & Tuesday, July 8 & 9, 2024 at Sisters High School
Full Description and Supply List Available on our Website: stitchinpost.com.

Craft: Quilting Skill Level: Intermediate - Advanced

Techniques used: Curves, no-fail circle inset, big and small blocks

Class Project: Completion of 2-3 blocks to be used to finish the quilt

Required: Sewing Machine.

Join Karla in this fun class and discover the joy of working with big and small blocks. Learn to discover and depend on new, exciting and challenging skills. You’ll have the option to use a variety of piecing techniques, including perfect and/or wonky curves, circles, working in traditional as well as nontraditional blocks; different sashing and border options and more. You’ll also learn Karla’s no-fail inset circle method as well as the secrets behind the curve!



110-210 Dancing with the Wall – Quick Step

Irene Roderick . . . \$240

2 Days - 8:30 am to 3:30 pm, Monday & Tuesday, July 8 & 9, 2024 at Sisters High School
Full Description and Supply List Available on our Website: stitchinpost.com.

Craft: Quilting Skill Level: All

Techniques used: Machine piecing

Class Project: Small quilt top

Required: Sewing Machine.

Using only two contrasting colors, learn how to construct the individual components used to make an improvisational Irene-style quilt. With just two fabrics, we will be able to focus on design and composition. Create many types of stripes, triangles, squares and curves in new and original ways. These skills and techniques will leave you ready to jump into a larger project.

111-211 Summer Blooms

Sally Frey . . . \$240

2 Days - 8:30 am to 3:30 pm, Monday & Tuesday, July 8th & 9th, 2024 at Sisters High School
Location: Sisters High School

Full Description and Supply List Available on our Website: stitchinpost.com.

Craft: Quilting Skill Level: Confident Beginner

Techniques used: Collage, machine appliqué

Required: Sewing Machine.

Sally is offering one of her own collage designs for this class. You will piece and machine appliqué the basket before filling your basket with flowers. You will fill your basket with your favorite summer flowers with Sally’s help.





112 Wayfinder

Brooke Shankland . . . \$120

1 Day - 8:30 am to 3:30 pm, Monday, July 8, 2024 at Sisters High School
Full Description and Supply List Available on our Website: stitchinpost.com.

Craft: Quilting Skill Level: Confident Beginner

Techniques used: Machine piecing

Class Project: Work towards the completion of the Wayfinder quilt

Required: Sewing Machine, Wayfinder downloadable quilt pattern.

Make your own ultramodern throw quilt top in one of a variety of styles and color variations. This design represents the idea that, in a broad sense, we never really “arrive”; we are always navigating and re-orienting ourselves toward new directions. Learn to construct this unique quilt design, including tips for strip piecing, half rectangle triangles, and more.

113 Free-Motion Beginnings

Christina Cameli . . . \$120

1 Day - 8:30 am to 3:30 pm, Monday, July 8, 2024 at Sisters High School
Full Description and Supply List Available on our Website: stitchinpost.com

Craft: Quilting Skill Level: Beginner - Advanced

Class Project: Learn the steps to free-motion quilting.

Required: Sewing Machine.

Take your first steps with free-motion quilting and see what’s possible! Christina guides newer quilters through must-have information and on to beginner-friendly designs. Find the confidence to quilt on your domestic machine, with a plan for how to keep improving after class is over.



114 Cascade Stitch and Collage

Sharon Carvalho . . . \$120

1 Day - 8:30 am to 3:30 pm, Monday, July 8, 2024 at Sisters High School
Full Description and Supply List Available on our Website: stitchinpost.com.

Craft: Quilting Skill Level: Confident Beginner - Advanced

Techniques used: Collage

Class Project: Work towards the completion of a mountain landscape scene

Required: Sewing Machine.

Here’s a chance to build your own mountain landscape scene using quick and easy “improv piecing and collage” techniques that will have you walking out of class with a finished piece. This technique uses a modified strip-piece piecing method combined with simple machine-stitched appliqué.

115 Pile of Pincushions

Jackie Erickson . . . \$120

1 Day - 8:30 am to 3:30 pm, Monday, July 8, 2024 at Sisters High School
Full Description and Supply List Available on our Website: stitchinpost.com.

Craft: Sewing Skill Level: Confident beginner

Techniques used: Machine piecing

Class Project: Pincushions

Required: Sewing Machine.

Everyone loves pincushions! This is a fun, fast paced class. You will make five cute, quick pincushions in 6 hours (time allowing)! We will be working with wool, cotton, suede, bamboo felt, woven ribbon, floss, fusible web, butcher paper, hot glue, super glue and a variety of stuffing.





116 Barn Quilt Painting

Sheila Snyder . . . \$150

1 Day - 8:30 am to 3:30 pm, Monday, July 8, 2024 at Sisters High School
Full Description and Supply List Available on our Website: stitchinpost.com.

Craft: Crafting Skill Level: Beginner

Techniques used: Painting

Class Project: Create a barn quilt painting

Barn Quilt Painting is a popular, lively class with guided instruction that will take you through the process of painting a Barn Quilt from beginning to completion. Choose a quilt pattern from dozens offered, or bring a favorite (instructor will evaluate the difficulty). Leave with your own masterpiece, ready for hanging and possibly the inspiration to participate in a Barn Quilt Trail in your neighborhood. (All supplies are provided except a ruler and apron.)

117-217-317-417 Creative Aspects of Pictorial Design

June Jaeger . . . \$480

4 Days - 8:30 am to 3:30 pm, Monday to Thursday, July 8 - 11, 2024 at Sisters High School
Full Description and Supply List Available on our Website: stitchinpost.com.

Craft: Quilting Skill Level: Beginner - Advanced

Class Project: Pictorial wall quilt

In this four-day workshop you will start with a basic idea and learn to design your own pattern and using different techniques, accomplish the pictorial wall quilt. You will be using fusible web as a base but will be combining painting with inks and detailing with pens and more. We will analyze the work as you go, learning artistic design factors.

Be ready to purchase products; i.e. inks, pens, fusible web and fabric necessities during class at the school store.



118 Sit 'n Stitch

Colleen Blackwood . . . \$60

1 Day - 8:30 am to 3:30 pm, Monday, July 8, 2024 at Sisters High School
Full Description and Supply List Available on our Website: stitchinpost.com.

Craft: All are welcome

Skill Level: All Levels

Class Project: Sit and work on the project of your choice.

We will have a room open where you can sit and stitch on any project you like. Colleen, one of our resident experts, will be on hand to answer your questions.

127 Fused Glass: Three Sisters Landscape

Susie Zeitner . . . \$265

1/2 Day - 9:30 am to 12:30 am, Monday, July 8, 2024, at Susie's Studio, Sisters, OR
Full Description and Supply List Available on our Website: stitchinpost.com.

Craft: Crafting Skill Level: Beginner

Techniques used: Fused glass, enamel paint

Class Project: Create a glass art piece 12" x 9" mounted on a 4" x 12" wooden base. Create a 12" x 9" fused glass art tile showcasing the beautiful Three Sisters mountains of Central Oregon. The piece can be completed in the three hour class with additional time needed after class for Susie to fire and process the glass. Glass image will finish with a 4" x 12" wooden base. (All supplies are provided.)

Please note: Processing can take up to three weeks. If the piece needs to be mailed, there will be an additional postage charge of \$45.00.



Tuesday – July 9, 2024

203–303 Climbing Scrap Mountain

Sarah Fielke . . . \$240

2 Days - 8:30 am to 3:30 pm, Tuesday & Wednesday, July 9 & 10, 2024 at Sisters High School
Full Description and Supply List Available on our Website: stitchinpost.com.

Craft: Quilting


Skill Level: Intermediate – Knowledge of basic patchwork piecing and ¼ seam needed.

Techniques used: Machine Piecing

Class Project: Work towards the completion of a scrappy quilt.

Required: Sewing Machine, Lab/Materials fee \$50 (cash).

Tackle your scraps and learn to string or crazy piece, then design your own quilt using Sarah's fit together templates and extensive pattern ideas. Students will all contribute to a Scrap Mountain of fabric, and the whole class will work from the mountain. Two days of creative fun will leave you with a pattern booklet full of ideas for many scrap and stash busting quilts to come.



204 The Art of Fabric Bending

Michelle Wilkie . . . \$120

1 Day - 8:30 am to 3:30 pm, Tuesday, July 9, 2024 at Sisters High School
Full Description and Supply List Available on our Website: stitchinpost.com.

Craft: Quilting Skill Level: Beginner to Intermediate

Techniques used: Strip piecing with curves

Class Project: Design your own quilt using soft curves or waves and a design board

Required: Sewing Machine.

In this class, let us take a new look at strip piecing by folding in improvisation techniques and manipulating the fabrics to add soft curves or waves into our designs. You will design your own quilt layout using soft curves and start constructing your strip-pieced quilt, on the fly, with the aid of a design wall.

205 Double Rings

Sew Kind of Wonderful . . . \$120

1 Day - 8:30 am to 3:30 pm, Tuesday, July 9, 2024 at Sisters High School
Full Description and Supply List Available on our Website: stitchinpost.com.

Craft: Quilting Skill Level: All

Techniques used: Machine Piecing, Curved Piecing

Class Project: Work towards the completion of a Double Rings quilt making one full set of double rings in class.

Required: Sewing Machine, Quick Curve Ruler™, Sew Square 10™.

Double Rings is a modern approach to creating the timeless double wedding ring quilt design! Starts with straight sewing strips together and then cut the curves! Easy curved sewing technique is taught - no pinning, no centering, no snipping. Just cut, sew, and square-up.



207 Captivating Compositions



Deborah Boschert . . . \$120

1 Day - 8:30 am to 3:30 pm, Tuesday, July 9, 2024 at Sisters High School
Full Description and Supply List Available on our Website: stitchinpost.com.

Craft: Quilting Skill Level: All

Techniques used: Collage

Class Project: Fabric Sketches

Optional: Sewing Machine, Kit \$25 (cash).

Explore eight design guides that get the creative juices flowing. View examples of captivating compositions from the art and quilt world. Create a “fabric sketch” for each of the design guides using fused fabrics. Learn to edit, audition and improvise using a super helpful design checklist. Your completed sketches can be used for reference for future quilts.

208 Sparkle

Scott Hansen . . . \$120

1 Day - 8:30 am to 3:30 pm, Tuesday, July 9, 2024 at Sisters High School
Full Description and Supply List Available on our Website: stitchinpost.com.

Craft: Quilting Skill Level: Intermediate

Techniques used: Machine piecing, Optional Foundation Paper Piecing

Class Project: Work towards the completion of the Sparkle quilt.

Required: Sewing Machine, Sparkle quilt pattern.

Sparkle is a slightly wonky “neotraditional-modern” block that uses the background of the block to create a secondary pattern with lots of options. Slightly maverick piecing is forgiving and the quilt is full of movement. Spend the day experimenting and playing with colors and value in Scott’s Mad Color Scientist fashion. We will go over some tips for easier sewing as well as color choices and optional basic Foundation Paper Piecing.



212 Middle Way

Brooke Shankland . . . \$120

1 Day - 8:30 am to 3:30 pm, Tuesday, July 9, 2024 at Sisters High School
Full Description and Supply List Available on our Website: stitchinpost.com.

Craft: Quilting Skill Level: Confident beginner

Techniques used: Machine piecing

Class Project: Work towards the completion of the Middle Way quilt

Required: Sewing Machine, Middle Way downloadable quilt pattern.

Discover the ease, freedom, and simplicity of the Middle Way quilt, making a unique throw size quilt top of your own. Choose from a two-tone or multi-color variation and a “simple” or “decorated” style. Brooke will guide you through each step of constructing this quick & fun block, sharing all of the different ways you can make it truly one of a kind.

213 Next Level Quilting

Christina Cameli . . . \$120

1 Day - 8:30 am to 3:30 pm, Tuesday, July 9, 2024 at Sisters High School
Full Description and Supply List Available on our Website: stitchinpost.com.

Craft: Quilting Skill Level: Intermediate

Techniques used: Beyond-the-basics of beginning free motion quilting

Class Project: Learn how to make your quilting flow and sparkle beyond just the basics.

Required: Sewing Machine.

For quilters who have already started free-motion quilting on their home machines, get ready to take the next leap forward! Learn about how to make your quilting flow and sparkle in this beyond-the-basics class. Christina will give you her strategies moving around the space, dealing with tight spots, when to break the “rules”, and so much more.





214-314 Intuitive Color & Design

Jean Wells . . . \$240

2 Day - 8:30 am to 3:30 pm, Tuesday & Wednesday, July 9-10, 2024 at Sisters High School

Full Description and Supply List Available on our Website: stitchinpost.com.

Craft: Quilting, Art Quilting Skill Level: Confident Beginner

Techniques used: Improvisational piecing, Design workshop

Class Project: This is a design workshop with no specific project.

Required: Sewing Machine, Lab fee \$7 (cash).

Do you want to explore quilt design in a more intuitive way, discover new ways of working? In this class we will explore rulerless cutting techniques as well as design techniques using fabric that Jean provides for you. On day two, you may choose to continue the first days assignment, or you may want to go to the next one. For this, we will explore line and shape in creative ways. Jean enjoys using mostly solids with the interjection of two or three printed fabrics. By eliminating some of the prints you learn to focus on color relationships and value.

215 Trip Around the World

Jackie Erickson . . . \$120

1 Day - 8:30 am to 3:30 pm, Tuesday, July 9, 2024 at Sisters High School

Full Description and Supply List Available on our Website: stitchinpost.com.


Craft: Quilting Skill Level: Advanced beginner

Techniques used: Machine piecing

Class Project: Work towards the completion of a Trip Around the World quilt

Required: Sewing Machine, Vagabond quilt pattern.

This is a classic Trip Around the World quilt. The technique we use makes this quilt relatively easy. We will be working with fabric strips that will eventually become squares. The technique is what you will be learning in class. You will use a total of 19 fabrics. Using the same fabric side by side will create a wider band of color.



216 Barn Quilt Painting

Sheila Snyder . . . \$150

1 Day - 8:30 am to 3:30 pm, Tuesday, July 9, 2024 at Sisters High School

Full Description and Supply List Available on our Website: stitchinpost.com.

Craft: Crafting Skill Level: Beginner

Techniques used: Painting

Class Project: Create a barn quilt painting

Barn Quilt Painting is a popular, lively class with guided instruction that will take you through the process of painting a Barn Quilt from beginning to completion. Choose a quilt pattern from dozens offered, or bring a favorite (instructor will evaluate the difficulty). Leave with your own masterpiece, ready for hanging and possibly the inspiration to participate in a Barn Quilt Trail in your neighborhood. (All supplies are provided except a ruler and apron.)

218 Sit 'n Stitch

Anna Bates . . . \$60

1 Day - 8:30 am to 3:30 pm, Tuesday, July 9, 2024 at Sisters High School


Full Description and Supply List Available on our Website: stitchinpost.com.

Craft: All are welcome

Skill Level: All Levels

Class Project: Sit and work on the project of your choice.

We will have a room open where you can sit and stitch on any project you like. Anna, one of our resident experts, will be on hand to answer your questions.





219-319 Pine Cones

Tonye Phillips . . . \$240

2 Days - 8:30 am to 3:30 pm, Tuesday & Wednesday, July 9 & 10, 2024 at Sisters High School
Full Description and Supply List Available on our Website: stitchinpost.com.

Craft: Stitching Skill Level: Beginner - Advanced

Techniques used: Decorative stitching

Required: Wooly Cascade Cones wall hanging pattern.

Pine Cones are everywhere here in Central Oregon and they come in so many different textures and shapes. Play with this classic shaped cone while learning the wool appliqué process along with some basic decorative embroidery stitches. Once you add the pine needles there will be no mistaking your inspiration.

220 Brilliant

Charisma Horton . . . \$120

1 Day - 8:30 am to 3:30 pm, Tuesday, July 9, 2024 at Sisters High School
Full Description and Supply List Available on our Website: stitchinpost.com.

Craft: Quilting Skill Level: Advanced beginner

Techniques used: Machine piecing

Class Project: Work towards the completion of the "Brilliant" quilt

Required: Sewing Machine, Brilliant quilt pattern.

Brilliant is a great way to explore color within your own stash and scraps. We will be digging through your scraps and stash and playing with color to create the color wheel in this great quilt. There is a little bit of appliqué with the Dresden but the rest is very simple piecing.



221 Landscape Quilting

Amber Elliot . . . \$120

1 Day - 8:30 am to 3:30 pm, Tuesday, July 9, 2024 at Sisters High School
Full Description and Supply List Available on our Website: stitchinpost.com.

Craft: Quilting Skill Level: Advanced Beginner - Intermediate

Techniques used: Curves

Class Project: Tote bag or landscape panel

Required: Sewing Machine.

Create a customizable, one-of-a-kind landscape quilt tote bag (or a landscape panel to use however you'd like!) using improv curves. You will focus on Amber's personal technique of assembling improv curves for maximum accuracy and efficiency. This class is suitable for an advanced beginner with curve experience (or the desire to try out curves!) or an intermediate quilter.

222-322 Sky Log Cabin

Jennifer Sampou . . . \$240

2 Days - 8:30 am to 3:30 pm, Tuesday & Wednesday, July 9 & 10, 2024 at Sisters High School
Full Description and Supply List Available on our Website: stitchinpost.com.

Craft: Quilting Skill Level: Confident Beginner to Advanced

Techniques used: Machine Piecing

Class Project: Work towards the completion of a Sky Log Cabin Quilt.

Required: Sewing Machine, Sky Log Cabin quilt pattern.

Learn the basics of making a precise and stunning Log Cabin Block in a few different ways for all types of learners. Understand Jennifer's tricks for creating sparkle, glow and contrast while highlighting the power of color and its placement. Use 16 full range Sky ombrés (or ombrés of your choice) mixed with blenders and basics from your stash. If you prefer a more wonky looking block, please follow your heart and leave rulers untouched!





223 Fabric Book Making

Pati Fried . . . \$120

1 Day - 8:30 am to 3:30 pm, Tuesday, July 9, 2024 at Sisters High School
Full Description and Supply List Available on our Website: stitchinpost.com.

Craft: Book Making Skill Level: Confident Beginner - Advanced

Class Project: Stitch book

Required: Sewing Machine.

Journaling is such a great way to jumpstart the creative mind. Why should all the fun be had on paper? Let's make a fabric journal (aka stitch book) for you to use as a sketchbook for fabric and thread! It is a perfect place to practice new stitches, create fabric collage (fodder), or small appliqué vignettes. They make lovely travel projects, and a wonderful place to keep any hand projects you may be exploring. We will discuss pockets, and fold outs to hold your treasures and give you more space to work on your pages.

224-324 Mariner's Compass

Colleen Blackwood . . . \$240

2 Days - 8:30 am to 3:30 pm, Tuesday & Wednesday, July 9 & 10, 2024 at Sisters High School
Full Description and Supply List Available on our Website: stitchinpost.com.

Craft: Quilting Skill Level: Confident Beginner - Advanced

Techniques used: Machine Piecing

Class Project: Learn techniques and work towards completing the Mariner's Compass Quilt.

Required: Sewing Machine, Mariner's Compass Book & Fat Robin or Skinny Robin ruler.

A beloved and age-old quilt pattern, Mariner's Compass, is the focus of this class. Colleen will get you started by making a block using a specific ruler designed by Robin Ruth Designs. Colleen will start with the construction of one block. Students will work with strips of fabric, and variation in color and value add to the success of the blocks.



226 Shady Side

Latifah Saafir . . . \$120

1 Day - 8:30 am to 3:30 pm, Tuesday, July 9, 2024 at Sisters High School
Full Description and Supply List Available on our Website: stitchinpost.com.

Craft: Quilting Skill Level: Advanced Beginner

Techniques used: Machine Piecing

Class Project: Work towards the completion of a Shady Side Quilt.

Required: Sewing Machine, HuRTy™ 1 ruler, Shady Side quilt pattern.

Learn how a simple repeated shape and careful value placement can create a dynamic quilt. You will make mirror image half rectangle triangles (HRT) and then join them to form elegant elongated, two fabric, flying geese shapes. By the end of class you will perfect making Half Rectangle Triangles (HRT) using the innovative HuRTy™ 1 ruler to cut and trim.

227 Fused Glass: Three Sisters Landscape

Susie Zeitner . . . \$265

1/2 Day - 9:30 am to 12:30 am, Tuesday, July 9, 2024, at Susie's Studio, Sisters, OR
Full Description and Supply List Available on our Website: stitchinpost.com.

Craft: Crafting Skill Level: Beginner

Techniques used: Fused glass, enamel paint

Class Project: Create a glass art piece 12" x 9" mounted on a 4" x 12" wooden base.

Create a 12" x 9" fused glass art tile showcasing the beautiful Three Sisters mountains of Central Oregon. The piece can be completed in the three hour class with additional time needed after class for Susie to fire and process the glass. Glass image will finish with a 4" x 12" wooden base. (All supplies are provided.)

Please note: Processing can take up to three weeks. If the piece needs to be mailed, there will be an additional postage charge of \$45.00.



Wednesday – July 10, 2024

301-401 Color Exploration

Lynn Koolish ... \$240

2 Days - 8:30 am to 3:30 pm, Wednesday & Thursday, July 10 & 11, 2024 at Sisters High School
Full Description and Supply List Available on our Website: stitchinpost.com.

Date: Craft: Dyeing Skill Level: All – No prior dyeing experience needed

Class Project: Create multiple dyed fabrics to increase your stash for future projects.

Required: Lab/Supply fee \$40 (cash). Recommended: Fast, Fun & Easy Fabric Dyeing book.

Dyeing your own fabrics offers endless opportunities for working with color—both creating your own color combinations and filling your stash with fabulous color and texture. Learn how Procion dyes work, how to mix your own custom colors, how colors blend and relate, how to create visual texture on fabric, and how to develop personal palettes of colors for your fiber work. You can create fabrics to fill your stash as well as make fabric for any project you currently have in mind. You can also dye clothing and household items.



302 Re

Giuseppe Ribaldo ... \$120

1 Day - 8:30 am to 3:30 pm, Wednesday, July 10, 2024 at Sisters High School
Full Description and Supply List Available on our Website: stitchinpost.com.

Craft: Quilting Skill Level: Intermediate. FPP experience recommended but not required.

Techniques used: Foundation Paper Piecing, Machine Piecing

Class Project: Work towards the completion of a Re Quilt

Required: Sewing Machine, Pattern fee \$10 (cash).

Join Giuseppe Ribaldo of Giucy Giuce for Re, a modular foundation paper pieced pattern in which you decide what size blades (from 3 choices) you would like to use and also the frequency in which the blades appear, meaning you can choose to eliminate some blades entirely; make the blades the same size, make them all different, leave spaces, etc. to creates countless variations!

304 Improv Shapes and Lines

Michelle Wilkie ... \$120

1 Day - 8:30 am to 3:30 pm, Wednesday, July 10, 2024 at Sisters High School
Full Description and Supply List Available on our Website: stitchinpost.com.

Craft: Quilting Skill Level: Beginner to Intermediate

Techniques used: Strip piecing

Class Project: Design your own improvisational composition

Required: Sewing Machine.

For such a seemingly free-spirited technique, improvisation can be difficult to get started. In this workshop, you make various lines and shapes that can be mixed to build your own improvisational composition. You will make some strip piecing using a brown bag method, play with scraps to make squares, triangles and curve shapes. You will use various techniques to audition and edit your composition to get the right balance of color and placement.





305 Flower Pop

Sew Kind of Wonderful . . . \$120

1 Day - 8:30 am to 3:30 pm, Wednesday, July 10, 2024 at Sisters High School

Full Description and Supply List Available on our Website: stitchinpost.com.

Craft: Quilting Skill Level: All

Techniques used: Machine Piecing, Curved Piecing

Class Project: Work towards the completion of a Flower Pop quilt with 1-2 blocks in class.

Required: Sewing Machine, Wonder Curve Ruler™

Flower Pop is the perfect quilt to make with your favorite fabrics! We used Mod Cloth from FreeSpirit Fabrics for this gorgeous quilt! Easy curved piecing is taught in class - no pins, no finding center. Just cut, sew, and square-up. Uses the Wonder Curve Ruler™ from Sew Kind of Wonderful™.

306 Kawandi – Stories in Stitches

Sujata Shah . . . \$120

1 Day - 8:30 am to 3:30 pm, Wednesday, July 10, 2024 at Sisters High School

Full Description and Supply List Available on our Website: stitchinpost.com.

Craft: Quilting Skill Level: Beginner - Advanced

Techniques used: Hand Stitching

Class Project: Work towards the creation of a Kawandi quilt.

Kawandi – A utilitarian quilt made with found and collected scraps by African Diaspora of India. Document the memories and special events of life with mindful stitching. From start to finish this is a complete hand stitching project. The focus will be on spontaneity while selecting scraps and learn to personalize simple patchwork by using colors and fabric of your life.



307-407 Inspired Art Quilt Collage

Deborah Boschert . . . \$240

2 Days - 8:30 am to 3:30 pm, Wednesday & Thursday, July 10th & 11th, 2024 at Sisters H.S.

Full Description and Supply List Available on our Website: stitchinpost.com.

Craft: Quilting Skill Level: All

Techniques used: Collage

Class Project: Create an original art quilt collage

Optional: Sewing Machine.

Taking inspiration from photos, create an original art quilt collage exploring a variety of techniques with fabric, paint and stitch. (Rather than copying the image, learn how to pick out elements of design and other interesting features and apply them to your original design.) Experiment with several methods of creating pattern and marks on fabric then begin composing using design guides. Embellish with hand stitched details.

308 Tree Time

Scott Hansen . . . \$120

1 Day - 8:30 am to 3:30 pm, Wednesday, July 10, 2024 at Sisters High School

Full Description and Supply List Available on our Website: stitchinpost.com.

Craft: Quilting Skill Level: Intermediate

Techniques used: Machine piecing

Class Project: Work towards the completion of a Tree Time quilt.

Required: Sewing Machine, Tree Time quilt pattern.

Those who have taken Scott's Painted Forest class will love this faster "prescriptive improv" version. Two trees are made at once, making the sewing go faster. There will be more options for more angles and variations to be discovered. Be prepared to mix busy prints with quiet ones and solids and textures. This is truly a mix and match quilt.





309-409 Freeform New York Beauty

Karla Alexander . . . \$240

2 Days - 8:30 am to 3:30 pm, Wednesday & Thursday, July 10 & 11, 2024 at Sisters H.S.
Full Description and Supply List Available on our Website: stitchinpost.com.

Craft: Quilting

Skill Level: Intermediate - Advanced

Techniques used: Variety of piecing techniques

Class Project: Completion of 2-3 blocks to be used to finish the quilt

Required: Sewing Machine.

Join Karla in this free-form class to learn a variety of techniques including sewing perfect curves, unique block and sashing settings, as well as paper AND paperless piecing! You'll have the option to incorporate different design elements into each block, making each different, or build all your blocks using the same design. You'll also learn Karla's no-fail inset circle method, and the secrets behind the curve!

310-510 Voltron

Irene Roderick . . . \$360

3 Days - 8:30 am to 3:30 pm, Wednesday to Friday, July 10-12, 2024 at Sisters High School
Full Description and Supply List Available on our Website: stitchinpost.com.

Craft: Quilting Skill Level: Intermediate

Techniques used: Machine piecing

Class Project: Work towards the completion of the Voltron quilt

Required: Sewing Machine.

Voltron is a strip-pieced, kaleidoscopic, fascinating quilt that finishes about 60" x 72".

Come join Irene Roderick in a workshop in which we will construct 12-15 strip sets of varying colors and widths, cut them into triangles, construct the quilt from the center out, and then engineer them into a beautiful, complex design!



311-411 Summer Picnic

Sally Frey . . . \$240

2 Days - 8:30 am to 3:30 pm, Wednesday & Thursday, July 10th & 11th, 2024 at Sisters H.S.
Full Description and Supply List Available on our Website: stitchinpost.com.

Craft: Quilting Skill Level: Confident beginner

Techniques used: Machine piecing

Class Project: Work towards the completion of a Summer Picnic quilt

Required: Sewing Machine.

Summer Picnic reminds Sally of long summer days at the beach, in the Redwoods or just in the back of the car ready for a picnic. Using your favorite florals and mixing them with the ever-popular gingham make a bright and cheery quilt. In class we will go over choosing colors and textures for the quilt

312 Modern Quilt Block Tote

Brooke Shankland . . . \$120

1 Day - 8:30 am to 3:30 pm, Wednesday, July 12, 2024 at Sisters High School
Full Description and Supply List Available on our Website: stitchinpost.com.

Craft: Quilting Skill Level: Confident beginner

Techniques used: Machine piecing

Class Project: Tote Bag

Required: Sewing Machine, Feast Quilted Tote downloadable pattern.

Create your own portable, modern masterpiece by turning quilt blocks into a beautiful tote bag. We will make our own Feast block as the featured design, and demystify the bag construction process, even adding features such as boxed corners and a sturdy bottom. These totes are a great size for everyday use as a book or laptop bag, shopping, errands and travel. They also offer a fun way to utilize orphan quilt blocks and make a useful, thoughtful gift.





313 Natural Quilted Textures

Christina Cameli . . . \$120

1 Day - 8:30 am to 3:30 pm, Wednesday, July 10, 2024 at Sisters High School

Full Description and Supply List Available on our Website: stitchinpost.com.

Craft: Quilting Skill Level: Intermediate

Techniques used: Beyond-the-basics of beginning free motion quilting

Class Project: Learn how to make naturally quilted designs for earth, water, rocks and sky.

Required: Sewing Machine, Lab fee \$15 (cash).

Explore free-motion quilting designs that are perfectly suited to landscape quilts and nature themes. Learn designs for earth, water, rocks and sky. You'll walk away with experience and strategies for how to make your composition look the way you envision. This class is for those who have already had an introduction to free-motion quilting.

315 Wednesday Mystery

Lawry Thorn . . . \$120

1 Day - 8:30 am to 3:30 pm, Wednesday, July 10, 2024 at Sisters High School

Full Description and Supply List Available on our Website: stitchinpost.com.

Craft: Quilting

Skill Level: Confident Beginner

Class Project: Work towards the completion of a fun mystery quilt

Required: Sewing Machine, Fons & Porter Half & Quarter Ruler.

In this mystery class you will start with a jelly roll of your choosing, add a "go-with" fabric.

You will be making a 54" x 70" quilt that will be easy to create. Plan on coming to class

with requested fabric cut from both your jelly roll fabrics and your background fabric.

Instructions will be on your supply list.



316 (AM) Experiments in Creativity

Kelly Sheets . . . \$60

1/2 Day - 8:30 am to 11:30 am, Wednesday, July 10th, 2024

Full Description and Supply List Available on our Website: stitchinpost.com.

8:30 am to 11:30 am, Wednesday, July 10, 2024 at Sisters High School

Craft: Lecture Skill Level: All

Techniques used: Self Discovery

It's time to get unstuck, create momentum, and express your unique self!

Join Kelly as she invites you to open your mind to develop curiosity in your approach to

expression. To get unstuck. To look at life differently. To explore. This lecture session

will present you with an overview of insights and practices that will help you to feel more

immersed in exploring creativity. The interactive approach will bring some science,

movement, play and much curiosity so you leave with new ways to explore your creative life.

316 (PM) A Deep Dive into Exploring and Maximizing Creative Expression

Kelly Sheets . . . \$60

1/2 Day - 12:30 pm to 3:30 pm, Wednesday, July 10, 2024 at Sisters High School

Full Description and Supply List Available on our Website: stitchinpost.com.

Craft: Lecture Skill Level: All

Techniques used: Self Discovery

This workshop is for anyone who has a strong curiosity about how to live a creative life in the

arts as well as personal realm. Many things that seem to get in the way of focusing on our

creativity and allowing us to access creative fulfillment. Let go of distractions, ineffective

time management, and old stories that limit what is possible. This is a more curious deep

dive into what limits and enhances creative expression. The class is part lecture, mixed with

much more interaction, and time for individual questions. You will be thinking, feeling and

moving a bit in this class so when you walk away you have a sense of what may work for you.





318 Sit 'n Stitch

Anna Bates . . . \$60

1 Day - 8:30 am to 3:30 pm, Wednesday, July 10, 2024 at Sisters High School

Full Description and Supply List Available on our Website: stitchinpost.com.

Craft: All are welcome

Skill Level: All Levels

Class Project: Sit and work on the project of your choice.

We will have a room open where you can sit and stitch on any project you like. Anna, one of our resident experts, will be on hand to answer your questions.

320 Rejoice

Charisma Horton . . . \$120

1 Day - 8:30 am to 3:30 pm, Wednesday, July 10, 2024 at Sisters High School

Full Description and Supply List Available on our Website: stitchinpost.com.

Craft: Quilting Skill Level: Advanced beginner

Techniques used: Machine piecing

Class Project: Work towards the completion of the Rejoice quilt

Required: Sewing Machine, Rejoice quilt pattern.

Rejoice is a BOM that includes using several techniques. Paper piecing in small amounts, templates and rotary cutting. We are going to make a variety of blocks in this sampler quilt and go through the fresh colors and setting to bring it to life. There are a variety of techniques, but the simple form of each type will be demonstrated.



321 Tulipa

Amber Elliot . . . \$120

1 Day - 8:30 am to 3:30 pm, Wednesday, July 10, 2024 at Sisters High School

Full Description and Supply List Available on our Website: stitchinpost.com.

Craft: Quilting Skill Level: All

Techniques used: Machine Piecing, Quarter and Semi Circle Curves

Class Project: Create multiple blocks to be used in your Tulipa finished quilt.

Required: Sewing Machine, Lab/Book fee \$20 (cash).

Tulipa is a floral meets mid-century-modern design that gives you a great opportunity to level up your curve skills. You'll create both quarter circle and semi-circle curves, and match the semi-circle seams to form a full circle. This is a great project whether you're new to sewing curves or looking to improve your precision!

323 Freestyle Fabric Collage

Pati Fried . . . \$120

1 Day - 8:30 am to 3:30 pm, Wednesday, July 10, 2024 at Sisters High School

Full Description and Supply List Available on our Website: stitchinpost.com.

Craft: Quilting Skill Level: Confident Beginner - Advanced

Techniques used: Collage, machine quilting

Optional: Sewing Machine.

Create a one-of-a-kind fabric collage with some of your favorite fabrics. Learn tips on creating a simple but successful composition, then dive into a freestyle method of raw-edge appliqué that will open up a whole new playground for you to explore! We will discuss composition, layering, color and pattern choices, along with the key design elements that can be used for successful collaging. You'll also learn Pati's favorite style of free-motion quilting, that will quickly add lots of personality to your project. The messier your stitching, the more personality!





325 Sashiko Fundamentals

Mary Noble . . . \$120

1 Day - 8:30 am to 3:30 pm, Wednesday, July 10, 2024 at Sisters High School
Full Description and Supply List Available on our Website: stitchinpost.com.

Craft: Stitching

Skill Level: Beginner. Some familiarity with simple hand-stitching is helpful but not essential

Techniques used: Sashiko stitching

Class Project: Create Sashiko practice piece

Required: Lab fee \$10 (cash).

Japanese Sashiko stitching is an easy-to-learn form of stitching that can be used to adorn your work. You will learn to transfer a classic Sashiko pattern to your fabric and learn the stitching techniques which are unique to Sashiko.

326 Notorious

Latiah Saafir . . . \$120

1 Day - 8:30 am to 3:30 pm, Wednesday, July 10, 2024 at Sisters High School
Full Description and Supply List Available on our Website: stitchinpost.com.


Craft: Quilting Skill Level: Advanced Beginner

Techniques used: Machine Piecing

Class Project: Work towards the completion of a Notorious Quilt.

Required: Sewing Machine, HuRTy™ 1 ruler, Notorious quilt pattern.

Notorious Quilt is all about being bold and shining bright. In this class you will learn how to use the innovative HuRTy™ 1 ruler to cut and trim Half Rectangle Triangles (HRT). Then you will use them to create this stunning 60" x 60" one block throw quilt. Notorious Quilt is a fairly quick sew. If you are all planned out and pre-cut you may be able to finish this one in class or come really, really close!



327 Painting with Glass – Aspens

Susie Zeitner . . . \$265

1/2 Day - 9:30 am to 12:30 am, Wednesday, July 10, 2024 at Susie's Studio, Sisters, OR
Full Description and Supply List Available on our Website: stitchinpost.com.

Craft: Crafting Skill Level: Beginner

Techniques used: Fused glass

Class Project: Create a glass art piece 9" x 12" mounted in a 4" x 12" wooden base

Capture the beauty of an aspen grove by designing your own masterpiece in fused glass.

These unique designs measure 9" x 12" and are mounted on a 4" x 12" wooden base.

Each piece is custom-designed, one-of-a-kind creation sure to spark interest anywhere it is placed. All materials are included in the cost of the class.

Please note: Processing can take up to three weeks. If the piece needs to be mailed, there will be an additional postage charge of \$45.00.

Thursday – July 11, 2024

402 Tiny Piecing



Giuseppe Ribaldo ... \$120

1 Day - 8:30 am to 3:30 pm, Thursday, July 11, 2024 at Sisters High School

Full Description and Supply List Available on our Website: stitchinpost.com.

Craft: Quilting Skill Level: Confident Beginner - No prior FPP experience required.

Techniques used: Foundation Paper Piecing, Machine Piecing

Class Project: Work towards the creation of a scrap-busting mini-series of tiny blocks

Required: Sewing Machine, Pattern fee \$15 (cash).

Do you have a treasure trove of unused scraps in bins and Ziplock bags stuffed in every corner of your sewing space? Do you struggle with what to do with all these special leftovers from your beloved quilts? Fret no longer, tiny piecing is here! Giucy Giuce's foundation paper pieced Mini Series was designed with scrap busting in mind. Join Giuseppe as he teaches you all the tips and tricks for tiny piecing success. Use these blocks to embellish bags and pockets, make holiday ornaments or coasters, frame them for your studio... The possibilities are endless! You'll learn every trick Giuseppe knows, from construction to fabric choices.

403-503 Big Woods Block

Sarah Fielke ... \$240

2 Days - 8:30 am to 3:30 pm, Thursday and Friday, July 11 and 12, 2023 at Sisters High School

Full Description and Supply List Available on our Website: stitchinpost.com.

Craft: Quilting Skill Level: All levels

Techniques used: Hand appliqué and machine piecing

Class Project: One square from Big Woods BOM

Required: Sewing Machine, Pattern fee \$15 (cash).

Close friends Sarah Fielke and Tula Pink have come together to present the Free Spirit Block of the Month for 2024/25, Big Woods! The quilt is Sarah's design, using Tula's fabrics. In a Quilter's Affair exclusive, be the first to start this quilt - two weeks before the program begins for the rest of the public! Sarah will teach you to make the machine pieced house and hand appliquéed tree in class, and Tula will sit in to sew along with you.



404 Scrappy Large Scale

Michelle Wilkie ... \$120

1 Day - 8:30 am to 3:30 pm, Thursday, July 11, 2024 at Sisters High School

Full Description and Supply List Available on our Website: stitchinpost.com.

Craft: Quilting Skill Level: Beginner with some experience sewing

Techniques used: Large-scale piecing

Class Project: Design your own quilt using scraps from your previous projects

Required: Sewing Machine.

Do you ever wonder what to do with your scraps after you finish a quilt? Bring them along and in this workshop, we will walk through piecing and creating a quilt from your own scraps. We will look at design concepts that will help you use various scraps to put together a cohesive quilt. We'll also discuss options for storing scraps.



405 Crisscross Applesauce

Sew Kind of Wonderful . . . \$120

1 Day - 8:30 am to 3:30 pm, Thursday, July 11, 2024 at Sisters High School
Full Description and Supply List Available on our Website: stitchinpost.com.

Craft: Quilting Skill Level: All

Techniques used: Flying geese

Class Project: Make 1-2 blocks of the Crisscross Applesauce quilt in class.

Required: Sewing Machine, Quick Curve Mini-Ruler™, Sew Square 4™.

We love the layers of eye candy created by mixing curves with flying geese units in this contemporary quilt design. Super easy flying geese method used to sew 320 flying geese! Easy curved sewing taught in class. No pinning, snipping or centering. Just cut, sew, and square-up.

406-506 Intuitive Utilitarian/Art Quilt

Sujata Shah . . . \$240

2 Days - 8:30 am to 3:30 pm, Thursday & Friday, July 11 & 12, 2024 at Sisters High School
Full Description and Supply List Available on our Website: stitchinpost.com.

Craft: Quilting Skill Level: Experienced Beginner

Techniques used: Machine Piecing

Class Project: Memory quilt

Required: Sewing Machine.

Explore art quilting with prints and stripes, plaids, and solids. Rethink freedom of expression with the idea of rescue and repurpose and immerse yourself in the process. The workshop will focus on making a memory quilt with basic quilting tools. Mixing prints, colors and textures is easy if you understand the balance of scale and value of color and prints. Learn how to create harmony and coexistence of your stash in a quilt.



408 Aki

Scott Hansen . . . \$120

1 Day - 8:30 am to 3:30 pm, Thursday, July 11, 2024 at Sisters High School
Full Description and Supply List Available on our Website: stitchinpost.com.

Craft: Quilting Skill Level: Intermediate

Techniques used: Machine piecing

Class Project: Work towards the completion of the Aki quilt

Required: Sewing Machine, Aki quilt pattern.

This quilt is inspired by Scott's favorite Japanese Maple – The Coral Bark variation or 'Sango Kaku.' Aki is the Japanese word for Autumn, but you can make your Aki quilt in any color scheme you want! The original quilt is in a lighter palette infused with multitudes of pinks and corals mixed with more traditional reds, yellows, and oranges. These leaves do not have perfect points. In Scott's classic Blue Nickel Urban Folk style, they are perfectly imperfect!

412-512 Impermanence

Brooke Shankland . . . \$240

2 Day - 8:30 am to 3:30 pm, Thursday & Friday, July 11 & 12, 2024 at Sisters High School
Full Description and Supply List Available on our Website: stitchinpost.com.

Craft: Quilting Skill Level: Confident beginner

Techniques used: Machine piecing

Class Project: Work towards the completion of the Impermanence quilt

Required: Sewing Machine, Impermanence downloadable quilt pattern.

Make your own, unique Impermanence throw quilt top, choosing from either a two-tone or scrappy color variation. The Impermanence design is a reminder that everything—both good and bad—is temporary and symbolizes the importance of both gratitude and letting go. Brooke will walk you through the construction of this modern design, including beginner-friendly curves and crescents, which include plenty of room for error for ease & worry-free sewing.





413 Beginning Machine Quilting

Colleen Blackwood . . . \$120

1 Day - 8:30 am to 3:30 pm, Thursday, July 11, 2024 at Sisters High School
Full Description and Supply List Available on our Website: stitchinpost.com.

Craft: Quilting

Skill Level: Confident Beginner - Intermediate

Techniques used: Machine Quilting

Class Project: Quilt sandwiches of 18" x 22" of fabric or muslin; not an actual quilt

Required: Sewing Machine, Quilting Foot or Darning Foot.

Get started on getting things finished! Practice equals improvement and knowledge equals more practice. Learn tips and tricks to begin machine quilting your own projects with confidence.

414-514 Block At A Time Fabric Collage

Sharon Carvalho . . . \$240

2 Days - 8:30 am to 3:30 pm, Thursday & Friday, July 11 & 12, 2024 at Sisters High School
Full Description and Supply List Available on our Website: stitchinpost.com.

Craft: Quilting Skill Level: Confident Beginner - Advanced

Techniques used: Collage, machine quilting

Class Project: Complete 1-2 blocks to be used as a wall hanging or larger art quilt.

Required: Sewing Machine.

This class is a great design-and-quilt-as-you-go project for all levels of textile artists and enthusiasts. Sharon will demonstrate her technique for creating simple and interesting fabric pieces that can be stitched together and then quilted after construction. The blocks may vary in size and shape or be complex or quite simple. Learn composition tips and interesting things to include in your fabric collage pieces.



415 Two Color Mystery

Lawry Thorn . . . \$120

1 Day - 8:30 am to 3:30 pm, Thursday, July 11, 2024 at Sisters High School
Full Description and Supply List Available on our Website: stitchinpost.com.

Craft: Quilting Skill Level: Confident Beginner

Techniques used: Machine Piecing

Class Project: Work towards the completion of a fun mystery quilt

Required: Sewing Machine.

In this mystery class you will be selecting two colors (fabrics) plus a background fabric to make a traditional style quilt. Your supply list will give you hints for choosing your fabrics, plus will include some pre-class cutting so you will be ready to start sewing at the beginning of class. You will have two sizes to choose from, either a 44" x 44" quilt or a 44" x 68" quilt.

416 Barn Quilt Painting

Sheila Snyder . . . \$150

1 Day - 8:30 am to 3:30 pm, Thursday, July 11, 2024 at Sisters High School
Full Description and Supply List Available on our Website: stitchinpost.com.

Craft: Crafting Skill Level: Beginner

Techniques used: Painting

Class Project: Create a barn quilt painting

Barn Quilt Painting is a popular, lively class with guided instruction that will take you through the process of painting a Barn Quilt from beginning to completion. Choose a quilt pattern from dozens offered, or bring a favorite (instructor will evaluate the difficulty). Leave with your own masterpiece, ready for hanging and possibly the inspiration to participate in a Barn Quilt Trail in your neighborhood. (All supplies are provided except a ruler and apron.)





418 Sit 'n Stitch

Anna Bates . . . \$60

1 Day - 8:30 am to 3:30 pm, Thursday, July 11, 2024 at Sisters High School

Full Description and Supply List Available on our Website: stitchinpost.com.

Craft: All are welcome

Skill Level: All Levels

Class Project: Sit and work on the project of your choice.

We will have a room open where you can sit and stitch on any project you like. Anna, one of our resident experts, will be on hand to answer your questions.

419-519 Rooted

Tonye Phillips . . . \$240

2 Days - 8:30 am to 3:30 pm, Thursday & Friday, July 11 & 12, 2024 at Sisters High School

Full Description and Supply List Available on our Website: stitchinpost.com.

Craft: Stitching Skill Level: Beginner - Advanced

Techniques used: Decorative stitching

Class Project: Work towards the completion of a Rooted Quilt

Required: Rooted book.

Welcome to ROOTED! This is one of Sue Spargo's newest books. In this 2-day class you can get started on your blocks for the entire project or just choose your favorite block and concentrate on that. Tonye will guide you through the appliqué process as well as the decorative embroidery stitches.



420 Penny Notes

Charisma Horton . . . \$120

1 Day - 8:30 am to 3:30 pm, Thursday, July 11, 2024 at Sisters High School

Full Description and Supply List Available on our Website: stitchinpost.com.

Craft: Quilting Skill Level: Beginner to Advanced

Techniques used: Hand stitching

Class Project: Hand embroidered journal

Required: Lab fee \$25 (cash).

Penny Notes is a hand embroidered journal that is easy and fun to make. In this class we will learn how to prep our wool pieces for stitching. Then we will work on a variety of hand embroidery stitches. Charisma will go through the basic stitches and some wrapped stitches to get you started. We will also discuss threads and needles. There are several different designs to choose from and personalize to make them your own.

421 Summer Solstice

Amber Elliot . . . \$120

1 Day - 8:30 am to 3:30 pm, Thursday, July 11, 2024 at Sisters High School

Full Description and Supply List Available on our Website: stitchinpost.com.

Craft: Quilting Skill Level: Advanced Beginner - Intermediate

Techniques used: Curves, bias edges

Class Project: Work towards the creation of the beautiful Summer Solstice quilt.

Required: Sewing Machine, The Summer Solstice quilt pattern.

The Summer Solstice pattern uses log cabin blocks and curves to create an overlapping mountain range rising above a set of curves that evoke either the sun or the moon. This intermediate or advanced beginner pattern comes together faster than you'd expect, and isn't too challenging as long as you handle the bias edges carefully. In this class we will particularly focus on sewing curves, sub-cutting large blocks, and managing biased edges.





422-522 Dawn Star

Jennifer Sampou . . . \$240

2 Days - 8:30 am to 3:30 pm, Thursday & Friday, July 11 & 12, 2024 at Sisters High School
Full Description and Supply List Available on our Website: stitchinpost.com.

Craft: Quilting Skill Level: Intermediate

Techniques used: Machine Piecing

Class Project: Work towards the completion of a Dawn Star Quilt.

Required: Sewing Machine, Ombre Quilts book.

Jennifer will show you how to make double sawtooth star blocks with precision, while working with a full range of color. Use multiple ombre fabrics and capture dynamic movement as you explore foreground, background, and the blurred lines in play. Learn Jennifer's favorite way to make sharp points and beautiful stars along with her approach to deeper understanding of color and value through use of ombre fabrics.

423 From Scraps to Treasure

Pati Fried . . . \$120

1 Day - 8:30 am to 3:30 pm, Thursday, July 11, 2024 at Sisters High School
Full Description and Supply List Available on our Website: stitchinpost.com.

Craft: Quilting Skill Level: Beginner - Advanced

Techniques used: Hand and machine stitching

Class Project: Art quilt

Optional: Sewing Machine.

Gather up all those little bits and treasures that you have been saving for the perfect project. With a little imagination and a lot of whimsy, you can create an art quilt as unique as you, showcasing all the things you love. This is a perfect place to explore a favorite collection, Aunt Mary's doilies, repurposed fabric, upholstery scraps - even paper! Bring your treasures and embrace the play!



424 Hand Stitch Patches for Clothing & Accessories

Michele Muska & Leslie Jenison . . . \$120

1 Day - 8:30 am to 3:30 pm, Thursday, July 11, 2024 at Sisters High School
Full Description and Supply List Available on our Website: stitchinpost.com.

Craft: Stitching Skill Level: Beginner

Techniques used: Embroidery

Class Project: Embroidered patch to embellish an item of clothing or an accessory

Required: Kit fee \$15 (cash).

Do you have a pair of jeans that could use a unique patch to enhance that rip? Or a jacket or bag that needs to have some unique flair? Learn to make a layered, embroidered patch to embellish top, jeans, bag/tote or hat. You can bring your own design or use the teacher's designs (created with a wash away base which will be provided for you). Learn 3 to 4 basic embroidery stitches. Kantha squares, over dyed wool, and assorted other fabrics will help create an interesting piece with faster results.

425 Humble Stitches

Mary Noble . . . \$120

1 Day - 8:30 am to 3:30 pm, Thursday, July 11, 2024 at Sisters High School
Full Description and Supply List Available on our Website: stitchinpost.com.

Craft: Stitching Skill Level: Beginner

Techniques used: Hand-stitching

Class Project: Learn stitching designs that you can use across various projects

It's not always the most elaborate or technically difficult stitches that lead to stunning creations. Sometimes all you need is simple, or "humble" stitches, used in creative ways to achieve outstanding results. In this foundational skills class, you will practice using the running stitch, blanket stitch, whip stitch, knots, among others to create a design that you can apply to quilts, bags, mending garments . . . you name it! You will leave class with the skills to create gifts, artworks or practice sustainability by extending the life of well-loved garments.





426 HRT Design School

Latifah Saafir . . . \$120

1 Day - 8:30 am to 3:30 pm, Thursday, July 11, 2024 at Sisters High School

Full Description and Supply List Available on our Website: stitchinpost.com.

Craft: Quilting

Skill Level: Advanced Beginner

Techniques used: Machine Piecing

Class Project: Work towards the design of an original HRT quilt

Required: Sewing Machine, HuRTy™ ruler.

Do you love to follow your own path in quilting? Do you dream of designing your own quilts? Join us for Half Rectangle Triangle (HRT) Design School where you'll tackle the challenging HRT and explore HRT design elements, then use those elements to design a unique quilt.

427 Painting with Glass - Aspens

Susie Zeitner . . . \$265

1/2 Day - 9:30 am to 12:30 am, Thursday, July 11, 2024 at Susie's Studio, Sisters, OR

Full Description and Supply List Available on our Website: stitchinpost.com.

Craft: Crafting Skill Level: Beginner

Techniques used: Fused glass

Class Project: Create a glass art piece 9" x 12" mounted in a 4" x 12" wooden base

Capture the beauty of an aspen grove by designing your own masterpiece in fused glass.

These unique designs measure 9" x 12" and are mounted on a 4" x 12" wooden base.

Each piece is custom-designed, one-of-a-kind creation sure to spark interest anywhere it is placed. All materials are included in the cost of the class.

Please note: Processing can take up to three weeks. If the piece needs to be mailed, there will be an additional postage charge of \$45.00.



Friday – July 12, 2024



501 Transform Your Stash With Dyeing

Lynn Koolish . . . \$120

1 Day - 8:30 am to 3:30 pm, Friday, July 12, 2004 at Sisters High School

Full Description and Supply List Available on our Website: stitchinpost.com.

Craft: Dyeing Skill Level: All – No prior dyeing experience needed

Class Project: Create multiple dyed fabrics to increase your stash for future projects.

Required: \$20 supply fee paid to instructor in class

Recommended: Fast, Fun & Easy Fabric Dyeing book.

Does your stash include fabrics that you just don't like any more or don't think you will ever use? Are you desperately short of certain colors or values? Learn to over-dye light- to medium-colored fabrics that you already have. This can add a subtle texture, change the overall color tone while keeping the pattern, or over-dye with a dark color to completely change the look. You can also dye new, white fabric to fill gaps in your stash. Come away with a better understanding of color and a stack of your own hand-dyed fabrics for any of your quilt-making projects.

502 Controlled Chaos: An FPPer's Approach to Improv

Giuseppe Ribaud . . . \$120

1 Day - 8:30 am to 3:30 pm, Friday, July 12, 2004 at Sisters High School

Full Description and Supply List Available on our Website: stitchinpost.com.

Craft: Quilting Skill Level: Intermediate. FPP experience recommended.

Techniques used: Foundation Paper Piecing, Machine Piecing

Class Project: Mystery Pillow Top or wall hanging

Required: Sewing Machine.

Improv meets foundation paper piecing meets mystery quilt. Need we say more?! Join Giucy Giuce as he demonstrates his FPP approach to improv sewing in this BRAND NEW workshop! We'll draw improvisational elements at random from a bag. Then learn to draft your own improv-inspired FPP designs based off the mystery element. The motifs will be the same, but everyone's pieces will be uniquely their own. This workshop truly has something for everyone.



504 Improv Hand Piecing

Michelle Wilkie . . . \$120

1 Day - 8:30 am to 3:30 pm, Friday, July 12, 2024 at Sisters High School

Full Description and Supply List Available on our Website: stitchinpost.com.

Craft: Quilting Skill Level: Beginner

Techniques used: Hand quilting

Class Project: Work towards the completion of a hand cut and hand pieced quilt top

What is it like to hand-piece a quilt top? Let's explore piecing without modern equipment and create blocks using scissors to cut out our pieces and hand piece them together. You will learn techniques to ensure your stitches hold over time, how to deal with improv blocks and stitching them together, readying blocks to create a quilt top.



505 Compass

Sew Kind of Wonderful . . . \$120

1 Day - 8:30 am to 3:30 pm, Friday, July 12, 2024 at Sisters High School
Full Description and Supply List Available on our Website: stitchinpost.com.

Craft: Quilting Skill Level: All

Techniques used: Uses the original Quick Straight Ruler™ by Sew Kind of Wonderful

Class Project: Work towards the completion of a Compass quilt making 1-2 blocks in class.

Required: Sewing Machine, Quick Straight Ruler™.

This is a fun twist on a traditional looking on-point quilt with compass points, square-in-a-square blocks, and snowball corners. The assorted background fabrics add a beautiful scrappiness to this beautiful design.

507 Abstract Art Collage

Deborah Boschert . . . \$120

1 Day - 8:30 am to 3:30 pm, Friday, July 12, 2024 at Sisters High School
Full Description and Supply List Available on our Website: stitchinpost.com.

Craft: Quilting Skill Level: All

Techniques used: Collage

Class Project: Design an original landscape collage

Optional: Sewing Machine, Kit \$18 (cash).

Create an abstract art quilt collage using raw-edged fused appliqué and embellished with original mark making, hand embroidery and machine stitching. Look at examples from the world of abstract art and learn how to apply ideas to your own original designs. Explore different ways to create detail and add texture including hand embroidery.



508 Bounce

Scott Hansen . . . \$120

1 Day - 8:30 am to 3:30 pm, Friday, July 12, 2024 at Sisters High School
Full Description and Supply List Available on our Website: stitchinpost.com.

Craft: Quilting Skill Level: Intermediate

Techniques used: Machine piecing

Class Project: Work towards the completion of a Bounce quilt

Required: Sewing Machine, Bounce quilt pattern.

Though this quilt may seem to need precise piecing, Scott designed this in his typical prescriptive improv style. Measurements are given for construction in the pattern, but each block has room for quirky little imperfections. Each of the two blocks have the same pieces but the orientation of these pieces can create a never-ending source of movement. No matter how you lay things out, the effect of your fabrics will be mesmerizing.

509 The Littles

Karla Alexander . . . \$120

1 Day - 8:30 am to 3:30 pm, Friday, July 12th, 2024 at Sisters High School
Full Description and Supply List Available on our Website: stitchinpost.com.

Craft: Quilting Skill Level: Confident Beginner - Intermediate

Techniques used: Machine Piecing

Class Project: Work towards the completion of a "neighborhood" quilt of your desired size.

Required: Sewing Machine. Optional: Kit \$10 (cash).

This "Free-Form" class really does have a method to its madness and will help get you on your way to making your own neighborhood. These little village houses are fun to manipulate and provide a lot of room to experiment. Learn to build a village that reflects your own style by changing the construction, add more windows, or bigger ones, etc. You can decide if you like teeny tiny houses or maybe larger 4" – 5" tall houses, it's your call.



The Neighborhood #1 - 6.5 x 10



The Backyard - 17 x 9



511 Paper Dolls

Sally Frey . . . \$120

1 Day - 8:30 am to 3:30 pm, Friday, July 12, 2024 at Sisters High School
Full Description and Supply List Available on our Website: stitchinpost.com.

Craft: Quilting Skill Level: Confident beginner

Techniques used: Machine piecing

Class Project: Work towards the completion of a 48" X 64" Paperdolls quilt

Required: Sewing Machine.

Who didn't love to play with paper dolls when we were kids? Choosing the dresses and the background fabrics is just like playing with paper dolls. Perfect for this project : Fun Kaffe, Tula or any florals, or throw in some cool textures. Spend a day reliving your childhood!

513 Advanced Quilting

Colleen Blackwood . . . \$120

1 Day - 8:30 am to 3:30 pm, Friday, July 12, 2024 at Sisters High School
Full Description and Supply List Available on our Website: stitchinpost.com.

Craft: Quilting Skill Level: Intermediate (+ basic skills and knowledge of your machine)

Techniques used: Beyond-the-basics of beginning free motion quilting

Class Project: Whole cloth practice quilt block

Required: Sewing Machine.

This class is intended to stretch your skill level and increase your machine quilting confidence. We will be making a whole cloth practice quilt for you to finish at home, but you will have a plan and the skills to achieve your goal. Skills to be introduced include following a line, echoing that line, ruler work (or not), changing the fill stitches to create a beautiful background for the selected design.



515 Just for Fun Mystery

Lawry Thorn . . . \$120

1 Day - 8:30 am to 3:30 pm, Friday, July 12, 2024 at Sisters High School
Full Description and Supply List Available on our Website: stitchinpost.com.

Craft: Quilting Skill Level: Confident Beginner

Techniques used: Machine Piecing

Class Project: Work towards the completion of your Just For Fun Mystery quilt

Required: Sewing Machine.

What a fun way to finish Quilter's Affair week – making a Just For Fun Mystery quilt. This quick and easy to make quilt features a layer cake plus one more fabric that works well with the fabrics in the layer cake. A layer cake is a fabric pack with 42 – 10" pre-cut fabrics. You will receive instructions for cutting the 10" squares into smaller pieces. Plan on a scrappy finish with your layer cake as it makes an approximate 58" x 58" quilt.

516 Barn Quilt Painting

Sheila Snyder . . . \$150

1 Day - 8:30 am to 3:30 pm, Friday, July 12, 2024 at Sisters High School
Full Description and Supply List Available on our Website: stitchinpost.com.

Craft: Crafting Skill Level: Beginner

Techniques used: Painting

Class Project: Create a barn quilt painting

Barn Quilt Painting is a popular, lively class with guided instruction that will take you through the process of painting a Barn Quilt from beginning to completion. Choose a quilt pattern from dozens offered, or bring a favorite (instructor will evaluate the difficulty). Leave with your own masterpiece, ready for hanging and possibly the inspiration to participate in a Barn Quilt Trail in your neighborhood. (All supplies are provided except a ruler and apron.)





518 Sit 'n Stitch

Anna Bates . . . \$60

1 Day - 8:30 am - 3:30 pm, Friday, July 12th, 2024 at Sisters High School
Full Description and Supply List Available on our Website: stitchinpost.com.

Craft: All are welcome

Skill Level: All Levels

Class Project: Sit and work on the project of your choice.

We will have a room open where you can sit and stitch on any project you like. Anna, one of our resident experts, will be on hand to answer your questions.

520 Deer Bouquet

Charisma Horton . . . \$120

1 Day - 8:30 am to 3:30 pm, Friday, July 12, 2024 at Sisters High School
Full Description and Supply List Available on our Website: stitchinpost.com.

Craft: Quilting Skill Level: Intermediate

Techniques used: Paper piecing, templates

Class Project: Work toward completing a Deer Bouquet

Required: Sewing Machine, Deer Bouquet quilt pattern.

Deer Bouquet is a 12 month BOM. These blocks include some paper piecing, rotary piecing and templates as well. We will be navigating all of the pieces of this puzzle to bring together a beautiful bouquet of antlers and flowers.



521 The Sisters

Amber Elliot . . . \$120

1 Day - 8:30 am to 3:30 pm, Friday, July 12, 2024 at Sisters High School
Full Description and Supply List Available on our Website: stitchinpost.com.

Craft: Quilting Skill Level: Confident Beginner - Intermediate

Techniques used: Half Rectangle Triangles

Class Project: Design a block or small wall hanging.

Required: Sewing Machine, The Sisters quilt pattern.

Inspired by the Three Sisters mountains in Oregon, this modern quilt pattern uses half-rectangle triangles to recreate the view of a mountain range. This class is suitable for a confident beginner to an intermediate quilter, and in this class we will provide extra attention to creating and trimming large half-rectangle triangles. We will construct the throw top of the pattern, though if desired you can choose to make the baby size instead.

523 Slow Stitch Vignettes

Pati Fried . . . \$120

1 Day - 8:30 am to 3:30 pm, Friday, July 12, 2024 at Sisters High School
Full Description and Supply List Available on our Website: stitchinpost.com.

Craft: Quilting Skill Level: Beginner - Advanced

Techniques used: Hand-stitching

Class Project: Personal vignettes

Storytelling is an art form, but it does not always need to be told in words. Spend a day slow stitching your own stories into precious vignettes. We will play with layering, fraying and stitching a story together with found objects and repurposed textiles. Don't have a story to tell? No problem, we may take a walk outside for inspiration! We will discuss the power of composition, along with introducing you to mixed media techniques to pair with the simple collages for your vignettes.





524 Embroidered Embellished Traveling Scroll

Michele Muska & Leslie Jenison . . . \$120

1 Day - 8:30 am to 3:30 pm, Friday, July 12, 2024 at Sisters High School
Full Description and Supply List Available on our Website: stitchinpost.com.

Craft: Stitching Skill Level: Beginner

Techniques used: Embroidery

Class Project: Traveling Scroll Pouch

Required: Kit \$15 (cash).

Begin your journey with learning 3 to 4 basic embroidery stitches so you can start working on your personal traveling scroll - a great project to take with you when you are traveling afar, or to your own backyard garden. We will attach memorable pieces of your own cloth, paper, and embellishments with the embroidery stitches you will be learning in class or are already familiar with.

525 Sashiko Fundamentals

Mary Noble . . . \$120

1 Day - 8:30 am to 3:30 pm, Friday, July 12, 2024 at Sisters High School
Full Description and Supply List Available on our Website: stitchinpost.com.

Craft: Stitching

Skill Level: Beginner. Some familiarity with simple hand-stitching is helpful but not essential

Techniques used: Sashiko stitching

Class Project: Learn the art of Sashiko stitching making various samples

Required: Lab fee \$10 (cash).

Japanese Sashiko stitching is an easy-to-learn form of stitching that can be used to adorn your work. You will learn to transfer a classic Sashiko pattern to your fabric and learn the stitching techniques which are unique to Sashiko.



526 Glam Clam

Latifah Saafir . . . \$120

1 Day - 8:30 am to 3:30 pm, Friday, July 12, 2024 at Sisters High School
Full Description and Supply List Available on our Website: stitchinpost.com.

Craft: Quilting Skill Level: Advanced Beginner

Techniques used: Machine Piecing

Class Project: Work towards the completion of a Glam Clam Quilt.

Required: Sewing Machine, Glam Clam pattern, The Clammy™ 8", 9", 10" OR 12" template.

Back by popular demand - Glam Clam Quilt is once again being offered at Quilters' Affair!

This is a traditional quilt made modern with large bold machine pieced clamshells cut using Clammy™ templates. This is the perfect quilt for perfecting your curved piecing even if you've never done it before! These classic shapes will showcase your favorite fabrics beautifully.

527 Fused Glass Pinecone Wind Chimes

Susie Zeitner . . . \$265

1/2 Day - 9:30 am to 12:30 pm, Friday, July 12, 2024 at Susie's Studio, Sisters, OR
Full Description and Supply List Available on our Website: stitchinpost.com.

Craft: Crafting Skill Level: All Levels

Techniques used: Creating with fused glass

Class Project: Create a glass wind chime with 5-8" pieces hung from a birch branch
Susie has come up with another great way to add color and cheer to your garden with custom fused glass wind chimes. The 8" long glass pieces are precut, easy to assemble, and are ready for your creative ideas. These will be a great addition to any porch, deck, patio or garden. All materials are included in the cost of the class.

Please note: Processing can take up to three weeks. If the piece needs to be mailed, there will be an additional postage charge of \$45.00.



Evening Programs & Other Events



328 Stay & Play Quilter's BINGO

Presenters: Giuseppe Ribaldo & Scott Hansen . . . \$15

Date: 7:00 pm - 9:00 pm, Wednesday, July 10, 2024 at Sisters High School
(Doors open at 6:00pm)

Bingo! One of the week's most memorable events. The ring leaders, Giuseppe Ribaldo and Scott Hansen, will make sure you have an evening of laughter, prizes, and we're sure, silly antics that will keep you entertained! Admission price includes three BINGO cards. Additional BINGO Cards will also be sold while you wait, beginning at 6:15. This event sells out so be sure to get your spot reserved right away. Cards are 2/\$1 or 12/\$5. Each game will have multiple winners, and we expect to play about 10 rounds in 2 hours.

428 SOQS Fundraiser – A Night of Colorful Celebration

Thursday, July 11, 2024, 6:30-8:00 pm (Doors open at 6:00 pm) . . . \$25

Location: Sisters High School Auditorium ~"Red is a neutral" - Freddy Moran

Our Thursday evening fundraiser will be a colorful celebration inspired by Freddy Moran and her love and influence of bright, joyful colors. We look forward to celebrating the vivid world of every hue with each of you! Our event will include conversations about Freddy's influence, a special video tour of Freddy's house, and a display and auction of Freddy-inspired Faces quilts created by some very special folks.

Tickets include your own special SOQS swag to commemorate this colorful and inspiring evening. (Treats and non-alcoholic beverages available for purchase onsite.)

SOQS is a 501(c)3 nonprofit and your ticket purchase supports our production of the Sisters Outdoor Quilt Show. Thank you!



528 Main Event: Unbounded with Giuseppe Ribaldo

Giuseppe Ribaldo . . . \$20

7:00 pm, Friday, July 12, 2024 at Sisters High School Auditorium
(Doors open at 6:30 pm)

Giuseppe Ribaldo is a designer of fabrics and patterns, a quilter, and a teacher who loves to share his popular tiny piecing techniques. It's easy to be drawn into his humble, humorous and kind demeanor as he talks about his passion for learning to dream outside of the box. He has embraced a new journey over the past year that he is eager to tell you about, and it was inspired right here in Sisters, Oregon at Quilters Affair 2023.

You won't want to miss this very entertaining, lively presentation!

QUILT SHOW EVENTS



SOQS Quilt Walk

SOQS Quilt Walk – Self-Guided Tour

Downtown Sisters: July 1-31, 2024 (no charge)

Take a walking tour of beautiful downtown Sisters to enjoy quilts in our local businesses. Many of the quilts are for sale. Quilts also on display at additional businesses in Central Oregon.

Quilt Walk brochures with map of participating businesses are available at the Stitchin' Post, at participating businesses in Sisters and Central Oregon, and online at SOQS.org



2024 SOQS SAVE IT FOR SUNDAY!

Featured Lecturer: Giuseppe Ribaldo
FivePine Lodge Conference Center, July 14, 2024

Join us for a beautiful day at the FivePine Lodge & Conference Center on Sunday, July 14 with Giuseppe Ribaldo, better known as Giucy Giuce.

Growing up in Long Island, NY, Giuseppe is a first generation Sicilian-American on his dad's side and second on his mom's, and his family lived on the bottom floor of his maternal grandparents' house. Influenced by his grandmother, and finding his artistic style with traditional modern quilting, Giuseppe's fabric designs are an homage to the influence of his family.

Giuseppe now calls Portland, Maine his home and is a fabric and pattern designer, lecturer and workshop teacher.

Get to know Giuseppe more intimately as you listen to Giuseppe's stories and see his pieces close up when you join us for Save it for Sunday!

We are thrilled to welcome you to Giuseppe's world of inspiration.

10:00 am Lecture with Giuseppe: \$35 per person

Join us for a lecture at the FivePine Lodge Conference Center with Giuseppe at 10:00 am on Sunday, July 14, 2024.

Walking tours:

Walk along the creek at FivePine Lodge with Giuseppe in an intimate group setting (limited to 25 people) at either 9:00 am or 1:00 pm. \$25 per person.

Tickets for the walking tours are only available at www.soqs.org

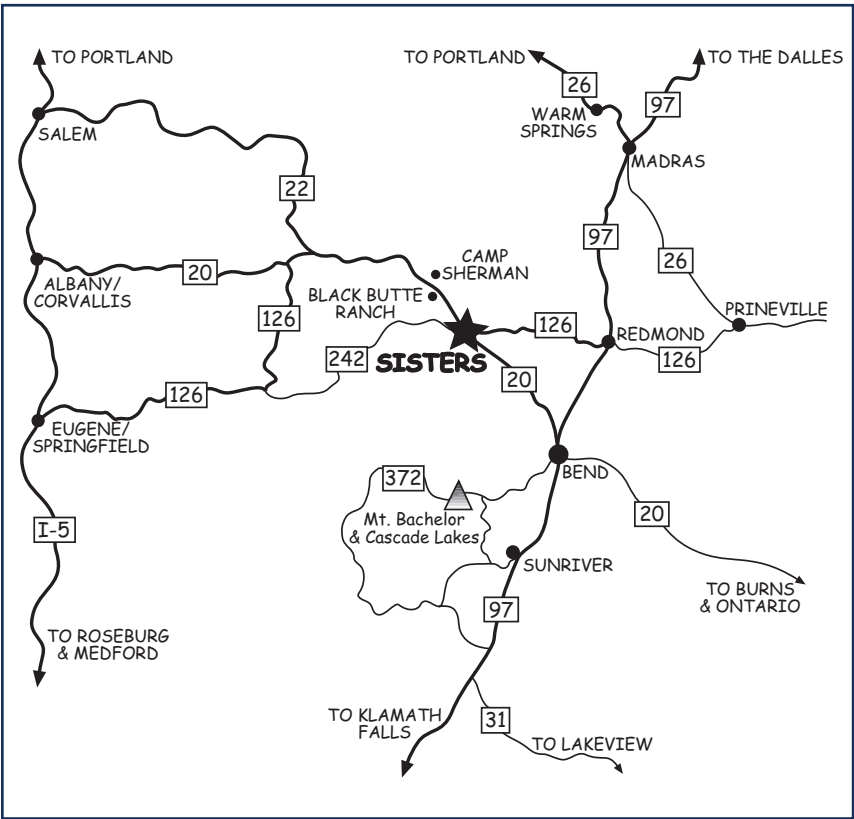
Giuseppe's quilts will be on display from 10:00 am to 2:00 pm on SOQS Save it for Sunday! for those of you who wish to walk along the creek at FivePine Lodge and Conference Center (no charge).

MAPS & AREA ACCOMMODATIONS

Sisters, Oregon

Map not to scale

To locate Sisters High School, travel to the west end of Sisters on Cascade Avenue/Highway 20. Turn left onto Barclay/McKinney Butte Drive (just past the Three Wind Shopping Center and before Sisters Inn). The school is about one half-mile down on the right. Local high school students will be available to help you carry in your machines and supplies.



AREA ACCOMMODATIONS

Looking for lodging during Quilt Show? Check out our Quilt Show lodging partners at SistersOutdoorQuiltShow.org

You may also contact the Central Oregon Visitor's Association or the Sisters Chamber of Commerce:

Sisters Area Chamber of Commerce
1-866-549-0252
sisterscountry.com

Central Oregon Visitors Association
1-800-800-8334 • covisitors.com

DISTANCES TO SISTERS:

- Bend** - Approximately 20 miles
- Redmond** - Approximately 18 miles
- Prineville** - Approximately 35 miles
- Madras** - Approximately 45 miles
- Sunriver** - Approximately 45 miles

QUILTER'S AFFAIR CLASS PLANNER

Monday

___ 101-201	Ice Dyeing	\$240
___ 102-202	Mystery Tiny Piecing	\$240
___ 103	Tiny Town	\$120
___ 104	Broken Trellis	\$120
___ 105	Posh Penelope	\$120
___ 106-206	Color, Line, and Value	\$240
___ 107	Graphic Landscape Fabric Collage	\$120
___ 108	Painted Forest	\$120
___ 109-209	Undercurrent	\$240
___ 110-210	Dancing with the Wall - Quick Step	\$240
___ 111-211	Summer Blooms	\$240
___ 112	Wayfinder	\$120
___ 113	Free-Motion Beginnings	\$120
___ 114	Cascade Stitch and Collage	\$120
___ 115	Pile of Pincushions	\$120
___ 116	Barn Quilt Painting	\$150
___ 117-217-317-417	Creative Aspects of Pictorial Design	\$480
___ 118	Sit 'n Stitch	\$60
___ 127	Fused Glass: Three Sisters Landscape	\$265

Tuesday

___ 203-303	Climbing Scrap Mountain	\$240
___ 204	The Art of Fabric Bending	\$120
___ 205	Double Rings	\$120
___ 207	Captivating Compositions	\$120
___ 208	Sparkle	\$120
___ 212	Middle Way	\$120
___ 213	Next Level Quilting	\$120
___ 214-314	Intuitive Color & Design	\$240
___ 215	Trip Around the World	\$120
___ 216	Barn Quilt Painting	\$150
___ 218	Sit 'n Stitch	\$60
___ 219-319	Pine Cones	\$240
___ 220	Brilliant	\$120
___ 221	Landscape Quilting	\$120
___ 222-322	Sky Log Cabin	\$240
___ 223	Fabric Book Making	\$120
___ 224-324	Mariner's Compass	\$240
___ 226	Shady Side	\$120
___ 227	Fused Glass: Three Sisters Landscape	\$265

Wednesday

___ 301-401	Color Exploration	\$240
___ 302	Re	\$120
___ 304	Improv Shapes and Lines	\$120
___ 305	Flower Pop	\$120
___ 306	Kawandi - Stories in Stitches	\$120
___ 307-407	Inspired Art Quilt Collage	\$240
___ 308	Tree Time	\$120
___ 309-409	Freeform New York Beauty	\$240
___ 310-510	Voltron	\$360
___ 311-411	Summer Picnic	\$240
___ 312	Modern Quilt Block Tote	\$120
___ 313	Natural Quilted Textures	\$120
___ 315	Wednesday Mystery	\$120
___ 316 (AM)	Experiments in Creativity	\$60
___ 316 (PM)	A Deep Dive into Exploring...Creative Expression	\$60

Wednesday, continued...

___ 320	Rejoice	\$120
___ 321	Tulipa	\$120
___ 323	Freestyle Fabric Collage	\$120
___ 325	Sashiko Fundamentals	\$120
___ 326	Notorious	\$120
___ 327	Painting with Glass - Aspens	\$265

Thursday

___ 402	Tiny Piecing	\$120
___ 403-503	Big Woods Block	\$240
___ 404	Scrappy Large Scale	\$120
___ 405	Crisscross Applesauce	\$120
___ 406-506	Intuitive Utilitarian/Art Quilt	\$240
___ 408	Aki	\$120
___ 412-512	Impermanence	\$240
___ 413	Beginning Machine Quilting	\$120
___ 414-514	Block At A Time Fabric Collage	\$240
___ 415	Two Color Mystery	\$120
___ 416	Barn Quilt Painting	\$150
___ 418	Sit 'n Stitch	\$60
___ 419-519	Rooted	\$240
___ 420	Penny Notes	\$120
___ 421	Summer Solstice	\$120
___ 422-522	Dawn Star	\$240
___ 423	From Scraps to Treasure	\$120
___ 424	Hand Stitch Patches for Clothing & Accessories	\$120
___ 425	Humble Stitches	\$120
___ 426	HRT Design School	\$120
___ 427	Painting with Glass - Aspens	\$265

Friday

___ 501	Transform Your Stash With Dyeing	\$120
___ 502	Controlled Chaos: An FPPer's Approach to Improv	\$120
___ 504	Improv Hand Piecing	\$120
___ 505	Compass	\$120
___ 507	Abstract Art Collage	\$120
___ 508	Bounce	\$120
___ 509	The Littles	\$120
___ 511	Paper Dolls	\$120
___ 513	Advanced Quilting	\$120
___ 515	Just for Fun Mystery	\$120
___ 516	Barn Quilt Painting	\$150
___ 518	Sit 'n Stitch	\$60
___ 520	Deer Bouquet	\$120
___ 521	The Sisters	\$120
___ 523	Slow Stitch Vignettes	\$120
___ 524	Embroidered Embellished Traveling Scroll	\$120
___ 525	Sashiko Fundamentals	\$120
___ 526	Glam Clam	\$120
___ 527	Fused Glass Pinecone Wind Chimes	\$265

Evening & Sunday Programs

___ 328	Stay & Play Quilter's BINGO	\$15
___ 428	SOQS Fundraiser: A Night of Colorful Celebration	\$25
___ 528	Main Event: Unbounded with Giuseppe Ribaudo	\$20
___ SUN	SOQS Sunday Lecture: Giuseppe Ribaudo	\$35



Stay Connected with Social Media

Even when you can't visit in person, you can stay current with what is happening here at the store~ new fabric and merchandise arrivals, upcoming events, and lots of photos to inspire your creativity!

Shop Online:

StitchinPost.com

Subscribe to our Blog:

<https://stitchinpost.com/blogs/stitchin-post-blog>

Like us on Facebook:

<https://www.facebook.com/stitchinpostor/>

Pinterest:

www.pinterest.com/stitchinpostor/

Instagram:

www.instagram.com/stitchinpost/

We would love to see what projects you are starting, working on, or have finished!
When you share your work on any social media platform, please include **#SewMuchInspiration**
and **#StitchinPost** so the Stitchin' Post Community can see what you have done!