

# Horizon

STITCHING

# StitchLiner Series

Revolutionary new concept  
in saddle-stitching technology.



# THE STITCHLINER CONCEPT.


Combining the efficiency and ease of operation of flat sheet collating with the productivity, versatility and quality of a saddle-stitching system.

## BENEFIT

The StitchLiner system combines all processes, from flat sheet collating, scoring, folding, and saddle-stitching through three knife trimming into a single operation.

The StitchLiner series provides user-friendly operation, high productivity and versatility for on demand, production print, and trade bindery environments.

The StitchLiner Mark III enables you to meet an expanded range of applications, with the highest throughput.



## THREE TYPES OF SADDLE-STITCHING SYSTEM

### STITCHLINER MARK III

The StitchLiner Mark III features expanded booklet size range and increased productivity up to 6,000 booklets per hour. The system can produce a wider range of products, such as A4 landscape booklets and pocket booklets adding expanded application flexibility.

The system can be configured as a conventional collating system for offset print production and a high-speed sheet feeder for pre-collated digital production.

The StitchLiner Mark III enables you to meet the ever increasing requirements of the market.



### STITCHLINER 6000

At up to 6,000 booklets per hour, the StitchLiner 6000 is ideally suited for landscape-oriented booklets.

Ergonomic L-shaped configuration for efficient operation and space savings.



### STITCHLINER 5500

At up to 5,500 booklets per hour with quick-changeover, the StitchLiner 5500 is ideal for short, medium and long production runs.

The convenient U-shaped layout allows the operator to monitor work in progress.



# STITCHLINER MARK III TAKES BOOKLET-MAKING TO THE NEXT LEVEL.

The new StitchLiner generation delivers the highest quality booklets with greater efficiency than ever before.

- The StitchLiner Mark III features expanded booklet size range and increased productivity up to 6,000 booklets per hour.
- The system can produce a wider range of products, such as A4 landscape booklets and pocket booklets adding expanded application flexibility.
- The system can be configured as a conventional collating system for offset print production and a high-speed sheet feeder for pre-collated digital production.
- The StitchLiner Mark III enables you to meet the ever increasing requirements of the market.

## BENEFIT

### FULLY-AUTOMATED SETTINGS

In addition to booklet format and thickness, all necessary adjustments which includes length and balance are automated.

### HIGH QUALITY

Professional quality production is achieved with newly designed systems for sheet transport and jogging, scoring and folding, stitch and fold monitoring, and positive jog register at the trimmer.

### VARIABLE THICKNESS PRODUCTION

True end to end automation for variable thickness production. Variable stitch length and balance adjustment combined with variable thickness transport adjustment through the trimmer.

### FORMAT EXPANSION

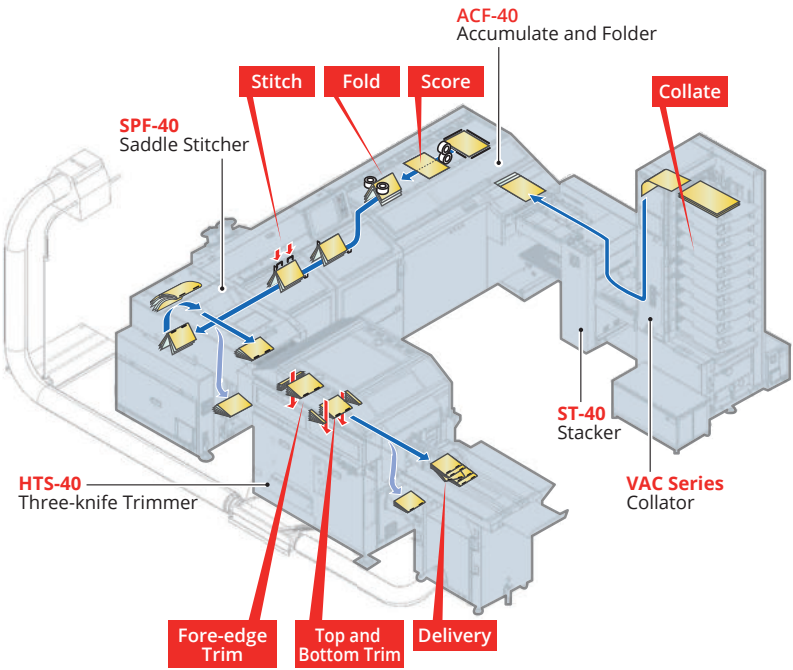
Expanded format size to meet A4 landscape large format calendar production. Higher productivity is achieved on a wider range of formats, including A4 landscape at over 5,000 per hour.

### APPLICATION FLEXIBILITY

The StitchLiner Mark III can be integrated with the VAC series collator\* and HOF-400 High-speed sheet feeder.

\*System does not have compatibility with VAC-100a and VAC-60Ha towers. Has to be VAC-1000a or VAC-600H. Middle tower and rear tower can be VAC-100m/c and VAC-60Hm/c.

# SHEET FLOW IN STITCHLINER MARK III



# STITCHLINER MARK III.


From start to finish.

## 1 JOG SECTION




Uniquely designed transport and jogging mechanism achieves high speed production with a wider range of substrates and formats.

## 2 SCORING SECTION



Scoring function to reduce crack on the spine and tighter folding quality. Adjustable gap and creasing pressure to apply suitable creasing quality depending on substrate.

## 3 FOLD SECTION



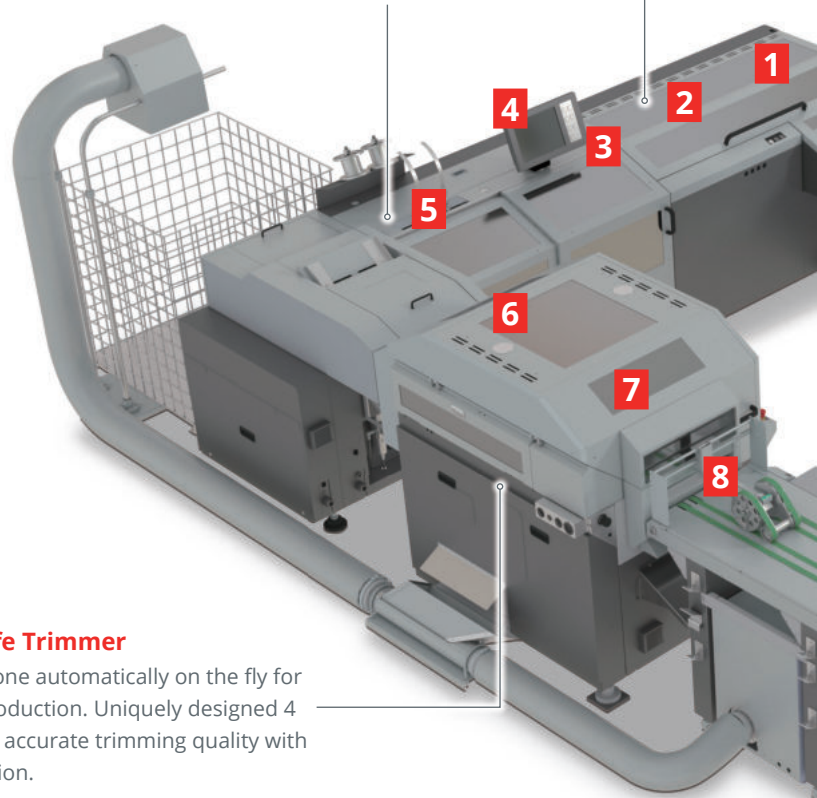
Folding function for high quality fold for a wider range of substrates and formats. Improved folding mechanism for sharper and tighter folding quality with improved accuracy.

## ACF-40 Accumulator and Folder

Uniquely designed accumulating and folding section achieves high quality and high speed production with a wider range of substrates and formats.

## SPF-40 Saddle-Stitcher

Sets are jogged, stitched and transported to three knife trimmer. Stitch length and balance are adjusted automatically according to thickness information.



## HTS-40 Three-Knife Trimmer

All the settings are done automatically on the fly for variable thickness production. Uniquely designed 4 side jogging achieves accurate trimming quality with 1-up or 2-up production.

## 4 COLOR TOUCHSCREEN



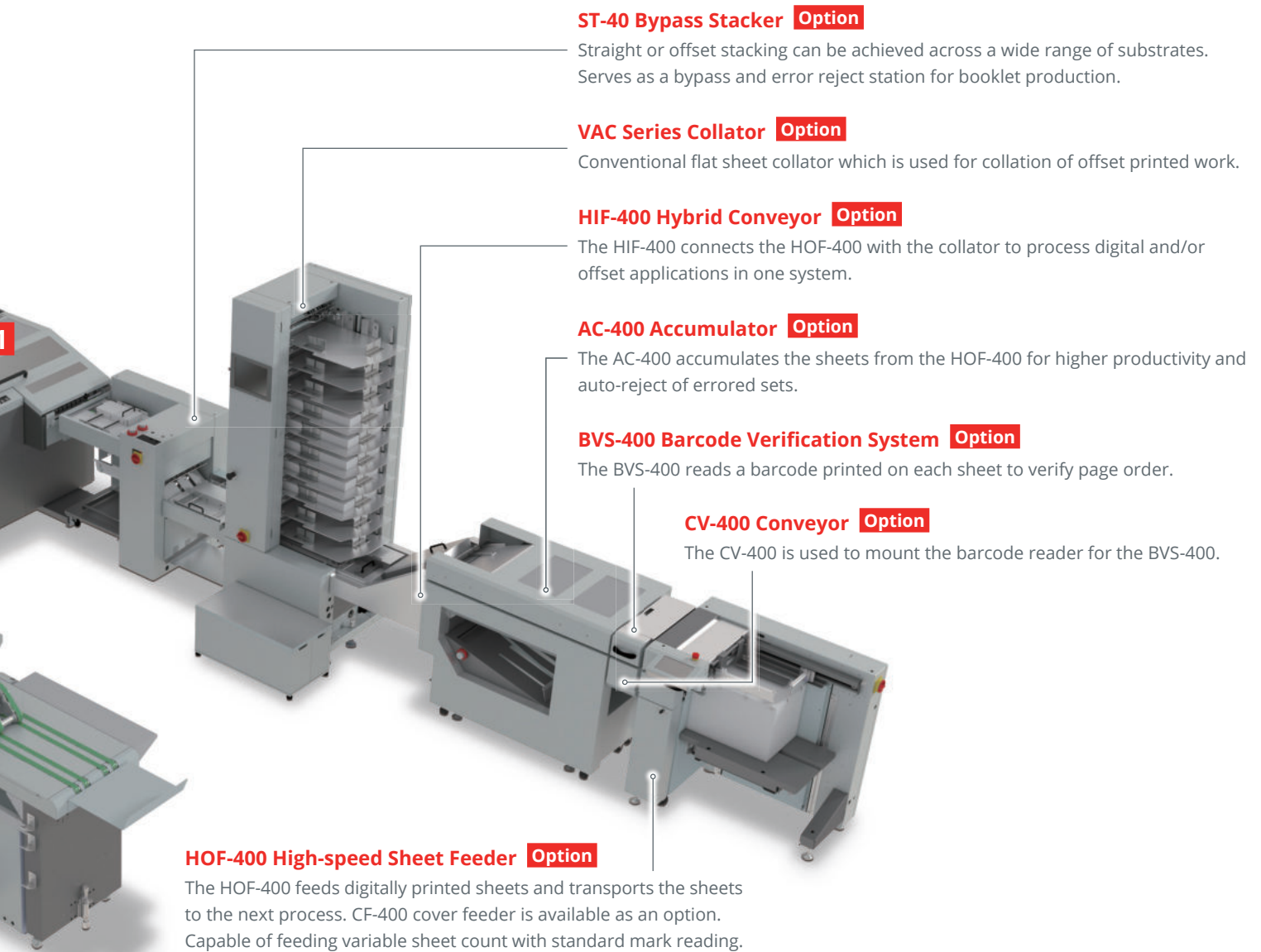
Each finishing station is automatically set in less than 10 seconds (A3 to A4 / 11" x 17" to 8.5" x 11") by simply inputting the sheet size and booklet size on the color touchscreen. Up to 999 different jobs can be saved for instant job recall.

## 5 STITCHING SECTION



Stitch position, stitch length and balance, stitch detection sensor position are all automated. (\*Note) Extended stitch distance adjustment for a wider range of applications. Various stitching options, including, loop stitching, four stitching and center stitching are available.

\* SPF-30S: 66 through 150 mm,  
SPF-40: 64 through 176 mm



**ST-40 Bypass Stacker Option**

Straight or offset stacking can be achieved across a wide range of substrates. Serves as a bypass and error reject station for booklet production.

**VAC Series Collator Option**

Conventional flat sheet collator which is used for collation of offset printed work.

**HIF-400 Hybrid Conveyor Option**

The HIF-400 connects the HOF-400 with the collator to process digital and/or offset applications in one system.

**AC-400 Accumulator Option**

The AC-400 accumulates the sheets from the HOF-400 for higher productivity and auto-reject of errored sets.

**BVS-400 Barcode Verification System Option**

The BVS-400 reads a barcode printed on each sheet to verify page order.

**CV-400 Conveyor Option**

The CV-400 is used to mount the barcode reader for the BVS-400.

**HOF-400 High-speed Sheet Feeder Option**


The HOF-400 feeds digitally printed sheets and transports the sheets to the next process. CF-400 cover feeder is available as an option. Capable of feeding variable sheet count with standard mark reading.

**6 INFED SECTION AND FORE-EDGE TRIM SECTION**




Newly designed booklet transport system provides controlled transport of booklets into the trimming section at higher speeds, even with lighter substrates and thinner booklets.

**7 TOP AND BOTTOM TRIM SECTION**



Booklet is jogged on four sides for accurate and consistent trimming quality. Uniquely designed air assisted trim removal to drop the trim waste efficiently. Optional center cut knives are available for 2 up production.

**8 CONVEYOR SECTION**



Newly designed delivery conveyor to consistently deliver finished booklets. Automated positioning of delivery roller and expended conveyor are available as an option. The optional PK-30 preset kicker can be used in a conventional manner.

# STITCHLINER 5500/6000 – IDEAL FOR SHORT, MEDIUM AND LONG RUNS.

Up to 6,000 booklets with the StitchLiner6000 and up to 5,500 booklets with the StitchLiner5500 can be produced per hour.

## BENEFIT

### USER-FRIENDLY OPERATION

User-friendly operation through the color touch screen and accurate automation achieve short make-ready for quick turnaround.

### IN-LINE FOLDING

Folding is performed in-line to simplify the saddle-stitching workflow and improve operational efficiency.

### FLEXIBLE SYSTEM CONFIGURATION

Various operational devices are available for both offset and digital printing.


### SMOOTH TRANSFER

For the StitchLiner 6000, newly designed landscape feeding and straight saddle-stitching flow handles thinner paper stock and feeds larger, landscape-oriented sheets.

### WORK EFFICIENCY


For the StitchLiner 6000, ergonomic L-shaped configuration for efficient operation and space savings.

For the StitchLiner 5500, the convenient U-shaped layout allows the operator to monitor work in progress.





# STITCHLINER 6000 DIGITAL/IN-LINE SADDLE-STITCHER



## BENEFIT

### HIGH QUALITY Scoring

Accurate sheet registration, scoring and folding. In-line plow fold mechanism eliminates unnecessary folding steps.

### Stitching

The folded sets are jogged from the head and foot, then centered on the saddle by the centering mechanism before the heavy-duty stitching heads produce accurately stitched booklets.

### Trimming

Precision automated knife positioning and in-feed provides for accurate booklet registration and three-knife trimming.

### HIGH SPEED

Maximum production speed is 6,000 booklets per hour (depending on application). An advanced interface maximizes the upstream system efficiencies.


### VARIABLE DATA HANDLING

Personalized and variable page count applications can be handled. The in-line configuration insures sheet-to-sheet integrity.

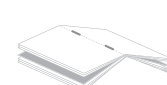
### FLEXIBLE INSERTION

An intelligent cover feeder enables flexible insertion of up to 5 sheets plus cover anywhere in the booklet.

Colored sheets are cover or insert sheets from cover feeder.



Cover Feed Only



Single sheet inserting




Multiple Sheet Inserting

### EASY OPERATION

Easy and intuitive operation is achieved with touch screen control. No specialized operator skills are needed to set up and operate the system.

# STITCHLINER 5500/6000.

From start to finish.



StitchLiner 6000

## 1 JOG SECTION SCORING SECTION



Gathered sheets are jogged on all four sides and registered firmly. The jogged set is precisely scored in the scoring section to produce a tight folded booklet.

## 2 FOLD SECTION



The scored sheets are folded reliably along the score line by a continuous series of forming rollers. The pressing rollers insure a sharp, tight fold.

## 3 COLOR TOUCHSCREEN



Each finishing station is automatically set in less than 30 seconds (A4 to A5 / 8.5" x 11" to 5.5" x 8.5") by simply inputting the sheet size and booklet size on the color touchscreen.

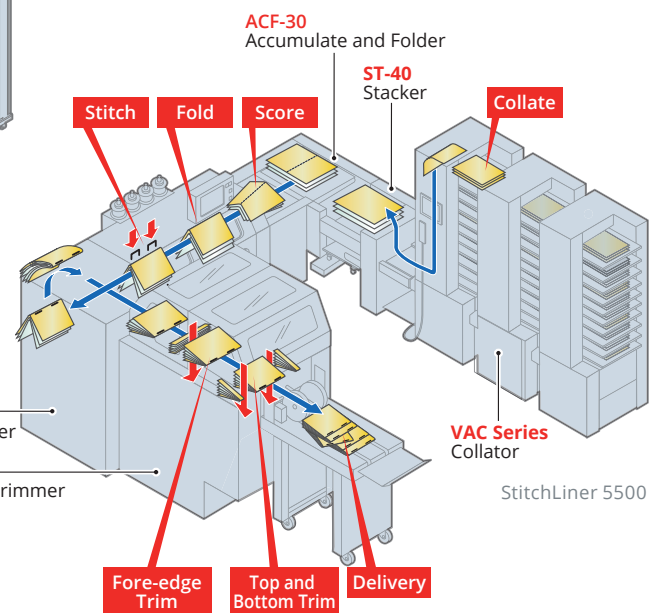
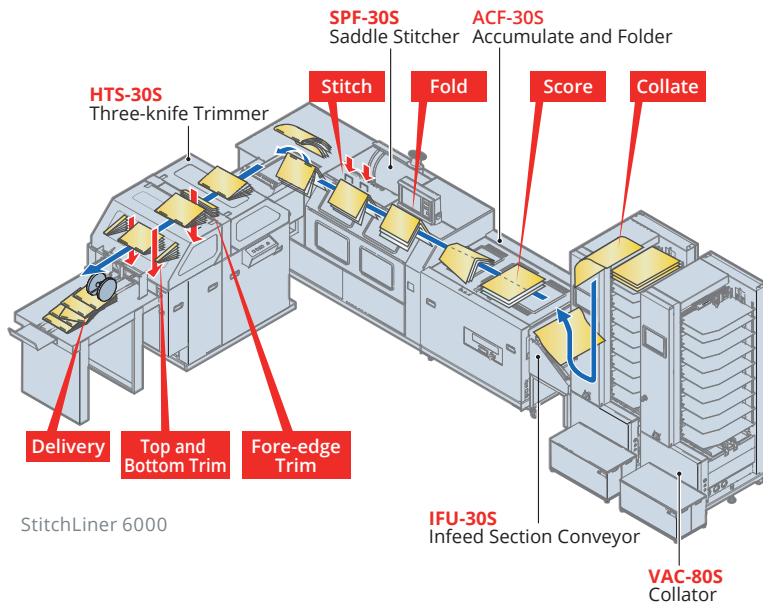
Five steps of speed mode and jog delay time can be adjusted depending on the sheet condition or finishing size. Up to 200 different jobs can be saved for instant job recall.

## 4 STITCH SECTION




Booklets up to 10 mm thick (50 sheets of normal 80 gsm / 50 lb paper) can be stitched. The folded sets are jogged from the head and foot, then centered on the saddle by the centering mechanism before the heavy-duty stitching heads produce accurately stitched booklets. The stitch wire length is automatically adjusted according to the book thickness. Optional devices are available for a wide variety of applications such as 4-stitching and loop stitching.

## SHEET FLOW IN STITCHLINER




### 5 FORE-EDGE TRIM SECTION




The servo-motor controlled feed mechanism provides for accurate booklet registration and fore-edge trimming. The guide is automatically adjusted according to the sheet size input on the touchscreen on the SPF-30S.

### 6 TOP AND BOTTOM TRIM SECTION



The top and bottom of the booklet are trimmed accurately, and trimming waste is smoothly extracted from the trim box to a movable chute with a powerful air blower. An optional center knife device can be fitted for two-up booklet production.

### 7 CONVEYOR SECTION



Finished booklets are neatly delivered to the exit conveyor. An optional preset kicker PK-30 separates a batch of booklets at a predetermined count.

# COLLATING AND FEEDING.

Performance Enhancing Options.

## VAC-80S AIR-SUCTION COLLATOR (FOR STITCHLINER 6000)

Equipped with 8 landscape feeding stations.

Maximum production speed is 6,000 booklets per hour.

- The VAC-80S is equipped with a sheet alignment mode to reduce jams in the ACF-30S and down time for uninterrupted operation.
- Advanced programming functions are available such as double cycle for non-stop operation and sub-setting for higher sheet count production.
- Optional image checking system (CCD-VAC80S) is available for higher quality control.
- The VAC-80S is expandable up to 6 towers, 48 feed bins.



| VAC-80S         |  |
|-----------------|--|
| Bin Pile Height | Max. 80 mm or 3.14"  |
| Sheet Size      | Max. W500 x L350 mm or W19.68" x L13.77"<br>Min. W199 x L140 mm or W7.84" x L5.52" |

## VAC-1000 AIR-SUCTION COLLATOR (FOR STITCHLINER 5500 / STITCHLINER MARK III)

Stable collation for a wide variety of paper stocks.

Suitable for multiple page jobs.

- Advanced programming functions are available such as double cycle for non-stop operation and sub-setting for higher sheet count production.
- Capable of accommodating the increased sheet length of StitchLiner Mark III (610 mm or 24.015").
- The VAC-1000 is expandable up to 6 towers, 60 feed bins.



| VAC-1000        |  |
|-----------------|--|
| Bin Pile Height | Max. 55 mm or 2.16"  |
| Sheet Size      | Max. W350 x L500 mm or W13.77" x L19.68"<br>Min. W148 x L148 mm or W5.83" x L5.83" |

\* Optional support guides are capable of handling the 120 mm or 4.73" width sheet at minimum and the expanded sheet length of 610 mm or 24.015".

## VAC-600H AIR-SUCTION COLLATOR (FOR STITCHLINER 5500 / STITCHLINER MARK III)

Maximum pile height is 130 mm or 5.11”.

Suitable for longer run production.

- Each bin has 130 mm or 5.11” pile height capacity. Compared to the VAC-1000, the bin capacity is 2.4 times greater for longer run production.
- Advanced programming functions are available such as double cycle for non-stop operation and sub-setting for higher sheet count production.
- Optional image checking system (IC2-V600) is available for higher quality control.
- The VAC-600H is expandable up to 6 towers, 36 feed bins.



| VAC-600H        |  |
|-----------------|--|
| Bin Pile Height | Max. 130 mm or 5.11”   |
| Sheet Size      | Max. W350 x L500 mm or W13.77” x L19.68”<br>Min. W120 x L148 mm or W4.73” x L5.83” |

## VAC-L600H AIR-SUCTION COLLATOR (FOR STITCHLINER 5500 / STITCHLINER MARK III)

Expanded paper size capacity to produce A4 landscape booklets efficiently.

- Up to 610 mm (24”) length of sheet can be loaded easily for A4 landscape booklet production.
- Individual blowing mechanisms for each bin, improved air flow and reliable suction rotor feeding system for superior feeding performance.
- Various controls are provided to handle wide range of substrates such as overlap adjustment, speed adjustment, and suction and blower levels.
- Power consumption is decreased to 1.6 kW, which is about 700 W (30%) of energy-saving compared to the previous model.



| VAC-L600H       |  |
|-----------------|--|
| Bin Pile Height | Max. 130 mm or 5.11”   |
| Sheet Size      | Max. W350 x L610 mm or W13.77” x L24.01”<br>Min. W148 x L148 mm or W5.83” x L5.83” |

# HIGH SPEED FEEDER.

Performance Enhancing Options.

## HOF-400 HIGH-SPEED OFFLINE FEEDER (FOR STITCHLINER 5500 / STITCHLINER MARK III)

Near-Line Solution for digital printing



High-speed Offline Feeder HOF-400

### VARIABLE THICKNESS PRODUCTION

Digitally collated sheets are loaded at the feed table of the HOF-400 and reliably transported to the stitcher. A standard mark sensor enables variable sheet count documents to be handled with integrity and verification. The VAC series collator can be connected in line, for processing of conventional offset printed work.

\*Note: The HOF-400 cannot be connected to the VAC-80S.

### HIGH SPEED FEEDING

The HOF-400 can feed at a speed of 25,000 sheets per hour (A3 or 11" x 17") and 35,000 sheets per hour (A4 SEF or 8.5" x 11"). This high speed feeding is capable of handling the output of multiple printers.

### USER FRIENDLY OPERATION

Feature rich newly designed 7" color touch screen display for easy and intuitive operation. The HOF-400 is equipped with a high quality feed detection system for reliable processing. If mis-feeding occurs in the HOF-400, the set is ejected before stitching.

### VARIABLE SYSTEM CONFIGURATION

The HOF-400 is compatible with a wide variety of system configurations such as sheet feeding, cover feeding, accumulating, bleed trimming and center creasing depending on your needs.

## ST-40 BYPASS STACKER (FOR STITCHLINER 5500 / STITCHLINER MARK III)

Simple and Quick Changeover

### USER FRIENDLINESS

Bookletmaking, reject function and offset or straight stacking can be selected at the ST-40.

### HIGH SPEED

Errored sets are delivered to the built-in reject tray for non-stop operation. Collated sets delivered on the pallet are jogged for superior stack quality.

\*Note: The ST-40 cannot be connected to the VAC-80S.



Bypass Stacker ST-40

## IM-30 INSERTER (FOR STITCHLINER 5500 / STITCHLINER 6000 / STITCHLINER MARK III)

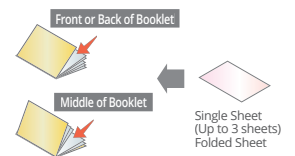
Inline inserter for expanded booklet processing.



The IM-30 can insert (blow-in) single sheets, post cards, envelopes and folded sheets into a booklet stitched on the StitchLiner.

### WIDE VARIETY OF INSERTING APPLICATIONS

Increase production capabilities with a wide range of inserting applications. Up to three pieces can be inserted into the middle, front or back of a booklet.



### LABOR-SAVINGS

Sheet insertion can be performed in-line with the StitchLiner with minimal operator involvement.

### HIGH PRODUCTIVITY

The IM-30 can insert at a maximum production speed of 4,000 booklets per hour with the StitchLiner connected. Faulty insert eject function is employed for non-stop operation even when a feed error occurs.

### USER FRIENDLINESS

Intuitive touchscreen control and quality checking systems increase production efficiency with minimal errors. Quality checking system includes: Feed section error sensor, Separation error sensor, Booklet jam sensor.

### Options for IM-30

## IM-SD ERROR INSERT DETECTOR

- Using an ultrasonic sensor, the IM-SD detects that the front page is turned.

## IM-CC CONVEYOR

## CMP-04 COMPRESSOR

## PK-30 PRESET KICKER

## IM-BC40 BYPASS CONVEYOR

- For StitchLiner Mark III

## IM-BC BYPASS CONVEYOR

- For StitchLiner 5500/6000

# OPTIONS.

## Performance Enhancing Options.

### | SL6PS-40 SIX-PAGE COVER KIT

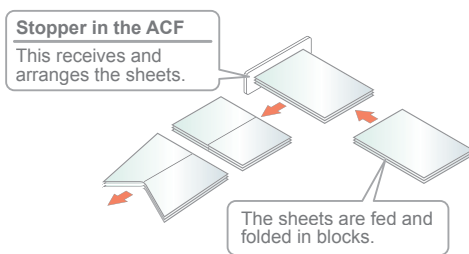
- For StitchLiner Mark III
- Software to mix different length of sheet.

### | SL-6PS SIX-PAGE COVER KIT

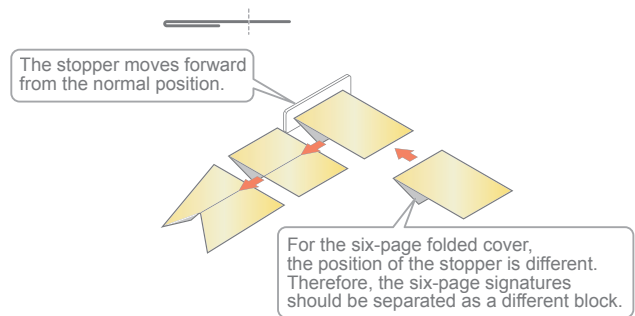
- For StitchLiner 5500
- Software to mix different length of sheet.

### MIX SIX-PAGE FOLDED OR DIFFERENT SIZE COVER

Normally, the sheets are folded in half to make a four-page signature.




Six page folded or different size cover can be processed as shown below for proper registration and to avoid trimming the folded edge.




### DIFFERENT SIZE SHEET CAN BE INSERTED IN ANY POSITION.

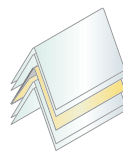
Mix different size sheet on top.



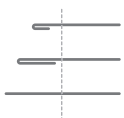
Mix different size sheet at the bottom.



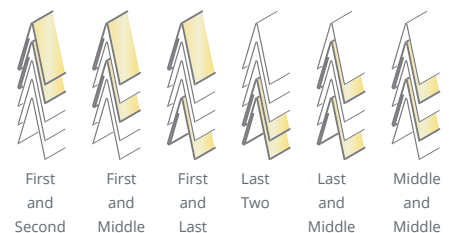
Insert different size sheet in the middle.



### UP TO TWO DIFFERENT SHEET SIZES CAN BE INSERTED - ONLY IF THEY ARE FED FROM THE VAC



- Different size sheet can be inserted up to four positions in a booklet: front, Back, and other two inserts. However, the system is limited to insert only two different sizes.
- Multiple sheets can be inserted within the same block.
- If the sheets are fed from the HOF-400 (CF-400), only one different size sheet can be inserted.






## STITCHER HEAD

- The stitcher head is selectable from either of the standard stitcher head (No.25 through No.27, thickness: 0.5 mm through 0.4 mm or 0.020" through 0.016") or the stitcher head for heavy line (No.23 through No.25, thickness: 0.6 mm through 0.5 mm or 0.024" through 0.020").


Four stitching is available by using the four stitching kit. Three stitching is available by using the B-40C which is the option of the SPF-40.

\*Note: The SPF-30S is only for two stitching and four stitching.



## CENTER-CUT UNIT


- Two-up production is available by installing the center-cut device. For the center-cut unit for the StitchLiner 5500/6000, there are two types of unit; cutting width 6 mm or 0.24" and cutting width 8 mm or 0.31". For the center-cut unit for the StitchLiner Mark III, there are four types of unit; cutting width 6 mm or 0.24", cutting width 8 mm or 0.31", cutting width 10 mm or 0.39", and the cutting width 12 mm or 0.47".



## LOOP STITCHING KIT


- Loop stitching is available by installing the loop stitching kit with the stitch head.

\*Note: The stopper for the loop stitching is required for the StitchLiner Mark III.




## PK-30 PRESET KICKER

- According to a preset number input on the touchscreen, a booklet is skewed to identify and separate the end of a series.



## HOLE PUNCH UNIT

- High speed two-hole punching can be performed in-line for efficient production. HP-05K (5 mm hole), HP-06K (6 mm hole) and one-hole punch unit (for fore-edge) are available.



## TB-30 TRIMMINGS BLOWER

- The TB-30 ejects the trims from HTS by air.



# OPTIONS.

## Performance Enhancing Options.


### | HTS-TD40 THICKNESS DETECTOR

- For HTS-40
- The HTS-TD40 detects the booklets with abnormal thickness and ejects them to the misfeed tray.




### | HTS-AR40 TRANSPORT ROLLERS

- The upper delivery roller is automatically set to match the finished size of the booklet.




### | HTS-TD THICKNESS DETECTOR

- For HTS-30S
- When the HTS-TD detects a booklet with abnormal thickness, the Booklets that are being processed on the SPF-30S are ejected to the misfeed box on the SPF-30S.



### | HTS-ECV40 DELIVERY CONVEYOR

- The HTS-ECV40 has a higher booklet capacity and is suitable for longer production runs.



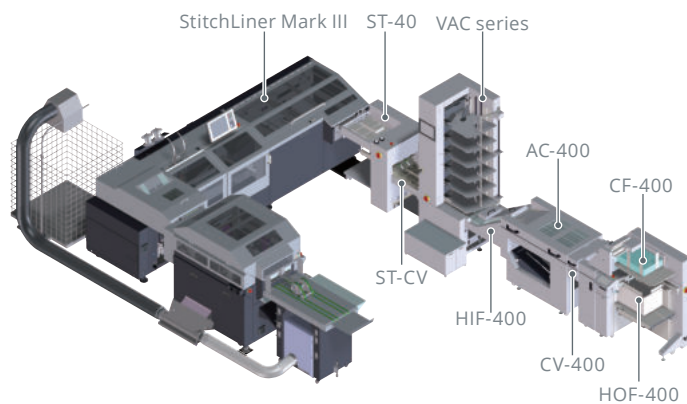
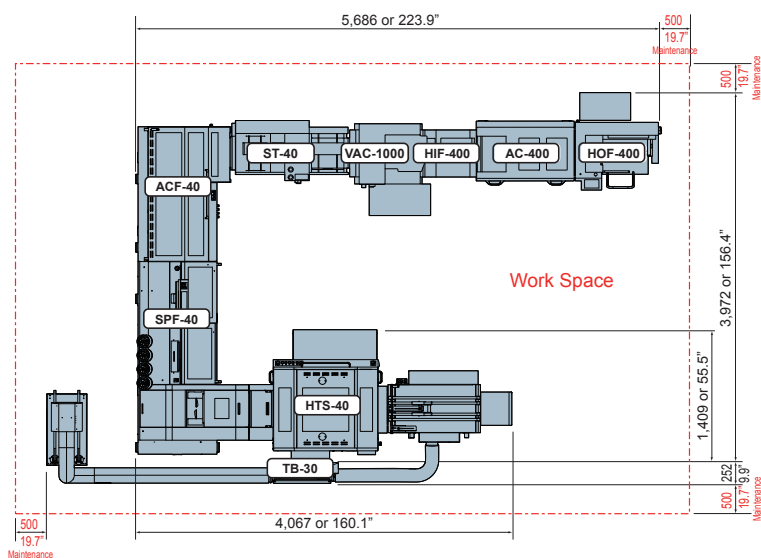
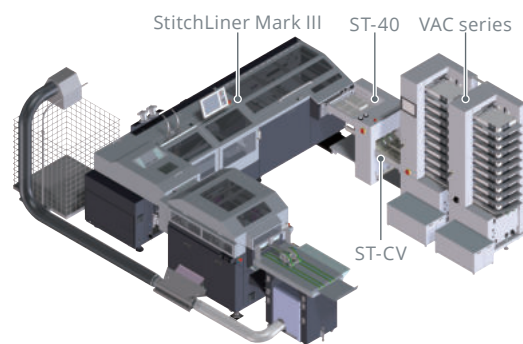
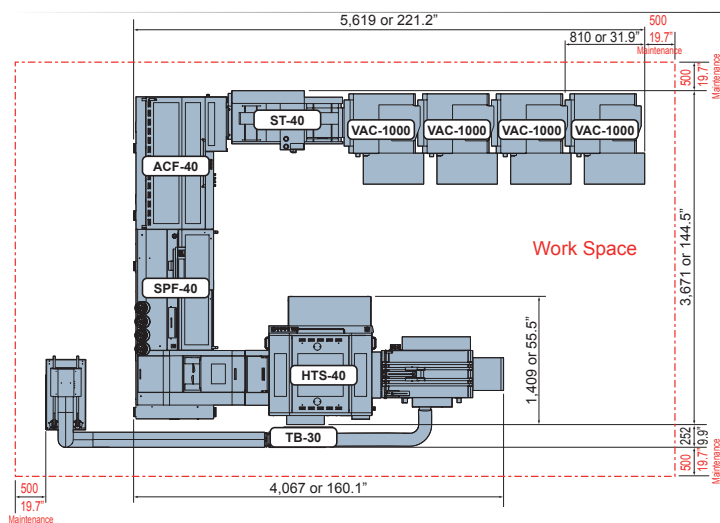
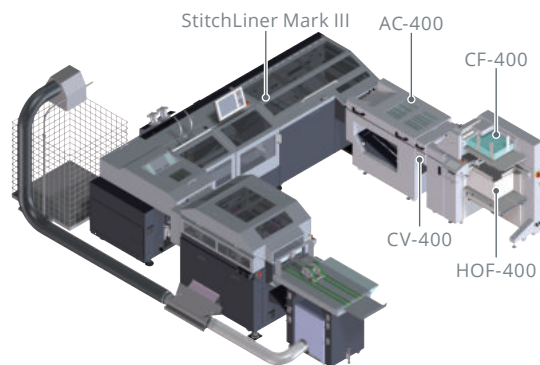
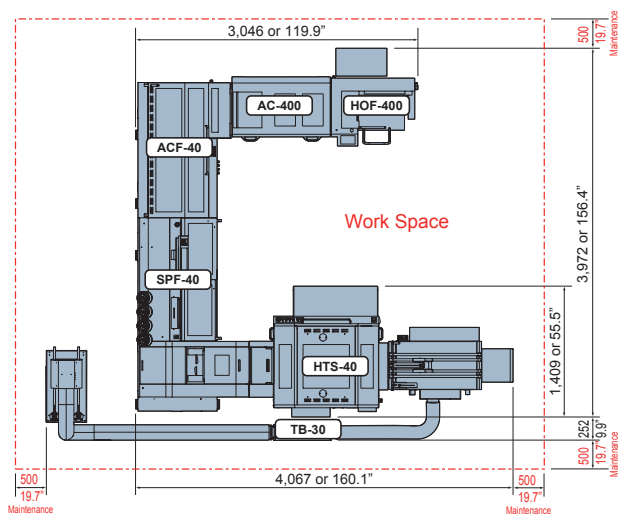
\* Contact your local dealer about availability of connection.

|                            | NAME  | FORMAT  | DESCRIPTION   | STITCHLINER 5500 | STITCHLINER 6000 | STITCHLINER MARK III |
|----------------------------|---|---|---|------------------|------------------|----------------------|
| Stitch Section             | Optional Six-page Folder                        | SL-6PS  | Software for the optional six-page folder   | Yes              | No               | No                   |
|                            |   | SL6PS-40  | Software for the optional six-page folder   | No               | No               | Yes                  |
|                            | Stitcher Head Optional Parts                    | B-40S   | Two Stitcher Head Attaching Parts<br>(Stitcher head and clincher are not included.)   | No               | No               | Yes                  |
|                            |   | B-30S   |   | Yes              | Yes              | No                   |
|                            | Stitcher Head Optional Parts                    | B-40C   | One Stitcher Head Attaching Parts<br>(Stitcher head and clincher are not included.)   | No               | No               | Yes                  |
|                            |   | B-30C   |   | Yes              | Yes              | No                   |
|                            | Centering Device                                | CD-30S<br>(9964585)   | -   | Yes              | Yes              | Yes                  |
|                            | Stitcher Head 52/8S<br>(Thick) No.23 through 27 | 0522530   | For heavy line: Thickness 0.4 through 0.6 mm  | No               | No               | Yes                  |
|                            | Stitcher Head 52/8S<br>(Thin) No.25 through 27  | 0522532   | Domestic Standard For fine line: Thickness 0.35 through 0.5 mm  | No               | No               | Yes                  |
|                            | Clincher  | 996-3684  | -   | No               | No               | Yes                  |
|                            | 52/8S Head Parts for Heavy Line                 | 052-2980  | Bender and Driver for One Head Thickness 0.4 through 0.6 mm   | No               | No               | Yes                  |
|                            | 52/8S Loop Stitching Parts                      | 052-2940  | Thickness 0.5 mm through 0.6 mm<br>The stopper for loop stitching is necessary for the HTS-40.  | No               | No               | Yes                  |
|                            | Wire No.23                                      | CO-23   | 0.60 mm or 0.024"   | Yes              | Yes              | Yes                  |
|                            | Wire No.24                                      | CO-24   | 0.55 mm or 0.022"   | Yes              | Yes              | Yes                  |
|                            | Wire No.25                                      | CO-25   | 0.50 mm or 0.022"   | Yes              | Yes              | Yes                  |
|                            | Wire No.27                                      | CO-27   | 0.40 mm or 0.016"   | Yes              | Yes              | Yes                  |
|                            | Stitcher Head 43/6S No.25 through 27            | M792010<br>(0543542)  | For fine line: Thickness 0.5 mm through 0.4 mm  | Yes              | Yes              | Yes                  |
|                            | Stitcher Head 43/6S No.23 through 25            | M792019<br>(0543540)  | For heavy line: Thickness 0.6 mm through 0.5 mm   | Yes              | Yes              | Yes                  |
|                            | 43/6S Head Parts for Heavy Line                 | 9964324   | Bender and Driver for One Head  | Yes              | Yes              | *                    |
|                            | 43/6S Loop Stitching Parts                      | 9964400   | For One Head No.23 through 25<br>(0.6 mm through 0.5 mm)<br>The stopper for loop stitching is necessary for the HTS-40.   | Yes              | Yes              | *                    |
| Trimming Section           | Trimmings Blower                                | TB-30   | The TB-30 ejects the trims from HTS by air.   | Yes              | Yes              | Yes                  |
|                            | Preset Kicker                                   | PK-30   | The PK-30 is necessary for separating the booklets by the preset number on the delivery conveyor.   | Yes              | Yes              | Yes                  |
|                            | Additional Stopper for Top-Bottom               |   | Stopper for Loop Stitching  | No               | No               | *                    |
|                            | Thickness Detector                              | HTS-TD  | When the HTS-TD detects the booklets with abnormal thickness, the HTS-30S stops in an emergency and the booklets that are being processed on the SPF-30S are ejected to the misfeed box on the SPF-30S. | Yes              | Yes              | *                    |
|                            |   | HTS-TD40  | The HTS-TD40 detects the booklets with abnormal thickness and ejects them to the misfeed tray.  | No               | No               | Yes                  |
|                            | Center-Cut Device<br>(6 mm or 0.23" Width)      | CC40-06   | Cutting Width 6 mm or 0.23"   | No               | No               | Yes                  |
|                            |   | CC-06   | (Maximum booklet thickness: 3 mm or 0.12")  | Yes              | Yes              | *                    |
|                            | Center-Cut Device<br>(8mm or 0.23" Width)       | CC40-08   | Cutting Width 8 mm or 0.31"   | No               | No               | Yes                  |
|                            |   | CC-08   | (Maximum booklet thickness: 4 mm or 0.16")  | Yes              | Yes              | *                    |
|                            | Center-Cut Device<br>(10 mm or 0.39")           | CC40-10   | Cutting Width 10 mm or 0.31"<br>(Maximum booklet thickness: 4 mm or 0.16")  | No               | No               | Yes                  |
|                            | Center-Cut Device<br>(12 mm or 0.47")           | CC40-12   | Cutting Width 12 mm or 0.47"<br>(Maximum booklet thickness: 4 mm or 0.16")  | No               | No               | Yes                  |
|                            | Punch Base Unit                                 | HP-30S  | Lower part is common in 5 mm or 6 mm  | Yes              | Yes              | *                    |
|                            |   | HP-40S  | Lower part is common in 5 mm or 6 mm  | No               | No               | Yes                  |
|                            | Punch Unit (5 mm or 0.19")                      | HP-05K  | Upper Part 2 holes and 5 mm or 0.19"  | Yes              | Yes              | Yes                  |
|                            |   | HP-C05K   | Upper Center 1 hole and 5 mm or 0.49"   | Yes              | Yes              | Yes                  |
| Punch Unit (6 mm or 0.24") | HP-06K  | Upper Part 2 holes and 6 mm or 0.23"  | Yes   | Yes              | Yes              |                      |
|                            | HP-C06K   | Upper Center 1 hole and 6 mm or 0.23"   | Yes   | Yes              | Yes              |                      |
| Delivery Conveyor          | HTS-AR40  | The upper delivery roller is automatically set to match the finished size of the booklet. | No  | No               | Yes              |                      |
| Delivery Conveyor          | HTS-ECV40                                       | The HTS-ECV40 is suitable for stacking the large number of booklets.                      | No  | No               | Yes              |                      |
| Paper Inserter             | Paper Inserter                                  | IM-30   | Up to three sheets can be inserted into the middle of the booklet and beneath the top sheet. The IM-30 can be connected to the stitcher or can be used as stand alone.                                  | Yes              | Yes              | Yes                  |
|                            | StitchLiner IM-30 Conveyor                      | IM-BC   | The IM-BC is a conveyor which cross over the IM-30 to transport the booklets to the conveyor of HTS.  | Yes              | Yes              | No                   |
|                            |   | IM-BC40   |   | No               | No               | Yes                  |
| Error Insert Detector      | IM-SD   | The IM-SD is a sensor which detects that a front page is turned when a sheet is inserted. | Yes   | Yes              | Yes              |                      |

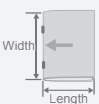
# SPECIFICATIONS STITCHLINER MARK III.

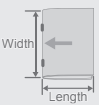
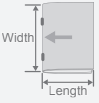
Machine Dimensions. (Unit: mm or inch)

## STITCHLINER MARK III



## STITCHLINER MARK III SPECIFICATIONS

|                               |  |
|-------------------------------|--|
| <b>Finishing Type</b>         | Saddle Stitch, Fold and Trim   |
| <b>Sheet Size</b>             | <p><b>Width x Length</b><br/>Portrait Max. 356 x 508 mm or 14.015" x 20.000"<br/>Landscape Max. 267 x 610 mm or 10.510" x 24.015"<br/>Min. 140 x 194 mm or 5.515" x 7.640"</p> <p>* Max. 356 mm x 610 mm or 14.015" x 24.015" can be processed depending on substrate weight and condition.</p> <p>A3, JIS B4, A4, JIS B5, A5<br/>11.25" x 17.25", 11" x 17", 10.25" x 9.75", 8.75" x 11.25", 8.5" x 11", 5.5" x 9.75"</p>   |
| <b>Untrimmed Booklet Size</b> | <p><b>Width x Length</b><br/>Portrait Max. 356 x 254 mm or 14.015" x 10.000"<br/>Landscape Max. 267 x 305 mm or 10.510" x 12.005"<br/>Min. 140 x 97 mm or 5.515" x 3.820" *2</p> <p>* Max. 356 mm x 305 mm or 14.015" x 12.005" can be finished depending on substrate weight and condition.</p> <p>A4, A4E, JIS B5, A5, JIS B6, A6<br/>11" x 8.5", 8.5" x 11", 8.5" x 7", 8.5" x 5.5", 4.75" x 4.75"</p>    |
| <b>Finished Booklet Size</b>  | <p><b>Width x Length</b><br/>Portrait Max. 352 x 252 mm or 13.855" x 9.920"<br/>Landscape Max. 263 x 303 mm or 10.350" x 11.925"<br/>Min. 120 *1 x 85 mm or 4.725" x 3.350"</p> <p>* Max. 352 mm x 303 mm or 13.855" x 11.925" can be finished depending on substrate weight and condition.</p>    |
| <b>Sheet Weight Range</b>     | Normal Paper: 52.3 to 350 gsm<br>Coated Paper: 73.3 to 350 gsm   |
| <b>Fold Thickness</b>         | Max. 2 mm or 0.075" (Thickness of one block)   |
| <b>Stitch Thickness</b>       | Max. 5 mm or 0.195" (Booklet Thickness 10 mm or 0.390")<br>(About 50 sheets of Normal Paper 81.4 gsm)<br>When Doing Loop Stitching:<br>Max. 3 mm or 0.118" (Booklet thickness 6 mm or 0.236")  |
| <b>Stitch Distance</b>        | <p><b>Two Stitch</b><br/>With Centering Device: 64 to 176 mm or 2.520" to 6.925"<br/>Without Centering Device: 53 to 176 mm or 2.090" to 6.925"</p> <p><b>Three Stitch (Requires the B-40C kit)</b><br/>When using the standard head blocks and center block:<br/>With Centering Device<br/>Stitch Distance: Right and Left 64 to 88 mm or 2.520" to 3.460"<br/>Overall 128 to 176 mm or 5.040" to 6.925"<br/>Without Centering Device<br/>Stitch Distance: Right and Left 53 to 88 mm or 2.090" to 3.460"<br/>Overall 106 to 176 mm or 4.175" to 6.925"<br/>In case of using the outside head blocks for four stitcher heads and center block:<br/>Stitch Distance: Right and Left 106 to 120 mm or 4.175" to 4.720"<br/>Overall 212 to 240 mm or 8.350" to 9.445"<br/>(Independent of centering device)</p> <p>Attention<br/>When doing three stitches, this cannot be done in the range where the overall measurement is 176.1 to 211.9 mm or 6.935" to 8.340".</p> <p><b>Four Stitch (Requires the B-40S kit)</b><br/>With Centering Device<br/>Stitch Distance: Inside 64 to 112 mm or 2.520" to 4.405"<br/>Right and Left 64 to 88 mm or 2.520" to 3.460"<br/>Overall 192 to 240 mm or 7.560" to 9.445"<br/>Without Centering Device<br/>Stitch Distance: Inside 53 to 134 mm or 2.090" to 5.275"<br/>Right and Left 53 to 93.5 mm or 2.090" to 3.680"<br/>Overall 159 to 240 mm or 6.260" to 9.445"</p> |
| <b>Stitch Heads</b>           | Standard Equipment: Two stitcher heads<br>Option: Additional stitcher heads for three or four stitches (The B-40C kit for three stitches or the B-40S kit for four stitches is required.)  |
| <b>Stitching Wire</b>         | Standard: 0.5 mm (No.26)<br>Wire from of 0.4 to 0.6 mm in diameter can be installed on the standard stitcher heads.  |
| <b>Trim Width</b>             | Fore Edge: Max. 25.4 mm or 1.000"<br>Min. 2 mm or 0.080"<br>Top and Bottom: Max. 25.4 mm or 1.000"<br>Min. 2 mm or 0.080"  |

|                            |  |
|----------------------------|--|
| <b>Trim Thickness</b>      | Max. 10 mm or 0.390"   |
| <b>Center Cut (Option)</b> | <p><b>Four stitches - gutter width 6 mm or 0.235"</b><br/>Booklet Size before Top and Bottom Trimming and after Fore-Edge Trimming:<br/>Width 214.5 to 356 mm or 8.445" to 14.015"<br/>Length 85 to 220 mm or 3.350" to 8.660"<br/>Finished Booklet Width:<br/>100 to 173 mm or 3.940" to 6.810"</p> <p><b>Four stitches - gutter width 12 mm or 0.475"</b><br/>Booklet Size before Top and Bottom Trimming and after Fore-Edge Trimming:<br/>Width 211.5 to 356 mm or 8.330" to 14.015"<br/>Length 85 to 220 mm or 3.350" to 8.660"<br/>Finished Booklet Width:<br/>94 to 170 mm or 3.700" to 6.690"</p> <p><b>Two stitches or without stitch - gutter width 6 mm or 0.235"</b><br/>Booklet Size before Top and Bottom Trimming and after Fore-Edge Trimming:<br/>Width 190 to 356 mm or 7.485" to 14.015"<br/>Length 85 to 220 mm or 3.350" to 8.660"<br/>Finished Booklet Width:<br/>90 to 173 mm or 3.545" to 6.810"</p> <p><b>Two stitches or without stitch - gutter width 12 mm or 0.475"</b><br/>Corresponding booklet size<br/>(Before top and bottom trimming and after fore-edge trimming)<br/>Width 196 to 356 mm or 7.720" to 14.015"<br/>Length 85 to 220 mm or 3.350" to 8.660"<br/>Finished Booklet Width:<br/>90 to 170 mm or 3.545" to 6.690"</p>  <p>Attention<br/>The center-cut option cannot be selected under the following conditions:<br/>- If the optional punch is selected<br/>- If the center stitch is selected<br/>- If the top and bottom trim function is turned off</p> |
| <b>Punch (Option)</b>      | <p>Hole Diameter: 5 mm or 0.197", 6 mm or 0.236"</p> <p>Hole Position:<br/>Two Holes at 5 to 15 mm from spine, 80 mm pitch<br/>One Hole at 5 to 15 mm from fore edge, centered</p> <p>Booklet Thickness:<br/>3 mm (0.115") or thinner, half of hole diameter or less</p> <p>Booklet Size Before Top and Bottom Trimming :<br/>Width 254 to 356 mm or 10.000" to 14.015"<br/>Length 85 to 220 mm or 3.350" to 8.660"</p>  <p>Attention<br/>The punch option cannot be selected under the following conditions:<br/>- If the center-cut is selected<br/>- If the top and bottom trim function is turned off</p>   |
| <b>Production Speed</b>    | <p>Max. 6,000 booklets per hour (A4 Portrait finished from A3 sheets)<sup>13</sup><br/>Max. 5,300 booklets per hour (A4 Landscape)<sup>13</sup></p> <p>The production speed will be limited depending on the number of connected towers when the VAC-1000/600H is connected.</p> <ul style="list-style-type: none"> <li>• Four Towers: 5,000 sets per hour (A4LEF Straight Receiving)</li> <li>• Five Towers: 4,500 sets per hour (A4LEF Straight Receiving)</li> <li>• Six Towers: 4,000 sets per hour (A4LEF Straight Receiving)</li> </ul> <p>Other than the condition described above, the upper limit of production speed changes depending on the number of bins that are used, the number of overlap of sheets, the belt speed and the block feed setting.</p>  |
| <b>Voltage/Frequency</b>   | 3-phase 200-230 V, 50 or 60 Hz (No transformer supplied with the machine)<br>3-phase 380 / 400 / 415 V, 50 or 60 Hz (The transformer is supplied with the machine to step down to 200 V.)  |

\*1 Minimum width when each of the center guides is installed in the trim section:  
Small Center Guide: 147 mm or 5.790"  
Medium Center Guide: 204 mm or 8.035"  
Large Center Guide: 279 mm or 10.985"

\*2 Depending on the sheet weight, sheet thickness, booklet thickness or grain direction, the booklet spine may be marked by the transport belts, or the booklet may not be arranged properly on the delivery conveyor. (In this case, the kicker may not be used.)

\*3 The production speed is affected by operation mode and paper condition.

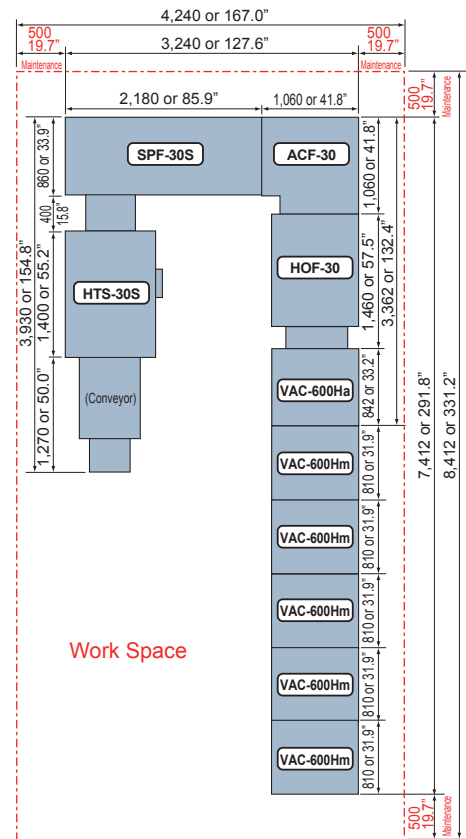
\*4 Air compressor is required. (Need to be arranged locally.)

# SPECIFICATIONS STITCHLINER 5500.

## Machine Dimensions. (Unit: mm or inch)

| STITCHLINER 5500 SPECIFICATIONS   |   |  |
|---|---|--|
| Sheet Size  |  | <b>Width x Length</b><br>Max. 350 x 500 mm or 13.77" x 19.68"<br>Min. 140 x 199 mm or 5.52" x 7.84"<br>(140 mm or 5.52" width sheet is available with the optional support guide.) |
|   | Sheet Weight Range  | Normal Paper: 64 to 210 gsm<br>Coated Paper: 80 to 210 gsm   |
| Stitch Thickness  |   | Max. 5 mm or 0.19" (Booklet Thickness: 10 mm or 0.39")<br>(about 50 sheets of 80 gsm or 22# normal) <sup>*1</sup>  |
| Stitch Distance   |   | 66 to 150 mm or 2.60" to 5.90", adjusted by +/- 2 mm or 0.08" / Auto<br>Min. 55 mm or 2.17", with additional stitcher / Manual   |
| Stitching Wire  |   | #24 to #26 (0.6 mm to 0.5 mm)<br>Option: #26 to #28 (0.5 mm to 0.4 mm) <sup>*2</sup>   |
| Untrimmed Booklet Size  |  | <b>Width x Length</b><br>Max. 350 x 250 mm or 13.77" x 9.84"<br>Min. 140 x 102 mm or 5.52" x 3.90" <sup>*3</sup>   |
|   | Finished Booklet Size   |   |
| 95 to 220 mm or 3.74" to 8.66"<br>(When center-cut is performed)                                    |   |  |
| 170 to 220 mm or 6.70" to 8.66"<br>(When 2-hole punch is performed)                                 |   |  |
| <b>Width</b><br>144 to 340 mm or 5.67" to 13.38"<br>(When center base is installed)                 |   |  |
| 120 to 152 mm or 4.73" to 5.98"<br>(When center base is removed)                                    |   |  |
| 186 to 340 mm or 7.33" to 13.38"<br>(When center base is installed and center-cut is not performed) |   |  |
| 90 to 167 mm or 3.55" to 6.57"<br>(A booklet size when center-cut is performed)                     |   |  |
| 232 to 340 mm or 9.14" to 13.38"<br>(When 2-hole punch is performed)                                |   |  |
| Trim Width  |   | 2 to 25 mm or 0.08" to 1"  |
| Production Speed  |   | Max. 5,500 booklets per hour - Min. 2,900 booklets per hour<br>(Changed in 9 steps) <sup>*4</sup>  |
| Voltage / Frequency   |   | 3-phase 200-220 V, 50 or 60 Hz<br>3-phase 208 V, 60 Hz<br>3-phase 400 V, 50 or 60 Hz (Step down to 200 V by Transformer)   |

Height : 1,962 mm or 77.3"  
(VAC-600H)

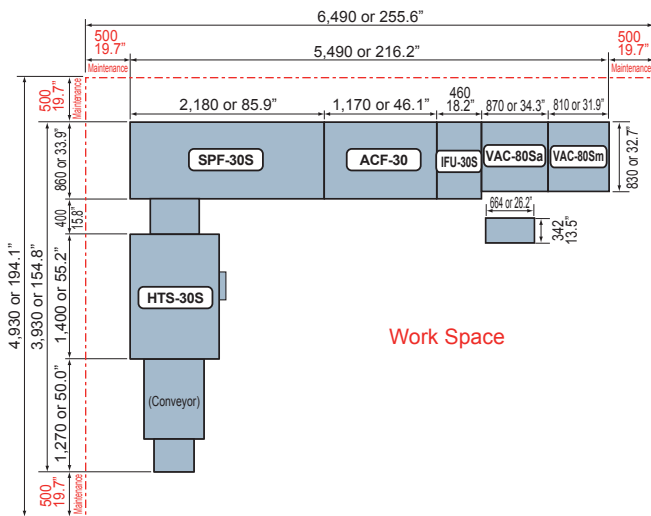


- \*1 Limitation for stitch thickness: If the 6 mm or 0.23" width center cut (option) is performed, Max. 3 mm or 0.11" of booklet thickness. (When using the 8 mm or 0.31" width slitter, Max. 4 mm or 0.15" of booklet thickness.)  
If the punch (option) is performed, Max. 3 mm or 0.11" of booklet thickness.  
When the sheet block thickness is 3 mm or 0.11" or above, use thick wire (#24 or 25).
- \*2 Optional stitching head is required.
- \*3 Depending on the sheet weight, sheet thickness, booklet thickness or grain direction, the booklet spine may be marked by the transport belts, or the booklet may not be arranged properly on the delivery conveyor. (In this case, the kicker may not be used.)
- \*4 The production speed is affected by operation mode, system setting, job setting and paper condition.
- \*5 Air compressor is required. (Need to be arranged locally.)

# SPECIFICATIONS STITCHLINER 6000.

## Machine Dimensions. (Unit: mm or inch)

Height : 1,980 mm or 78.0"  
(VAC-80S)



### STITCHLINER 6000 SPECIFICATIONS

|                        |  |  |
|------------------------|--|--|
| Sheet Size             |  | <b>Width x Length</b><br>Max. 500 x 350 mm or 19.68" x 13.77"<br>Min. 199 x 140 mm or 7.84" x 5.52"  |
| Sheet Weight Range     |  | Normal Paper: 53 to 210 gsm<br>Coated Paper: 74 to 210 gsm   |
| Stitch Thickness       |  | Max. 5 mm or 0.19" (Booklet Thickness 10 mm or 0.39")<br>(about 50 sheets of 80 gsm or 22# normal)<br>Loop Stitch: Max. 3 mm or 0.11" (Booklet Thickness 6 mm or 0.23") <sup>*1</sup>  |
| Stitch Distance        |  | 66 to 150 mm or 2.60" to 5.90", adjusted by +/- 2 mm or 0.08" / Auto.<br>Min. 55 mm or 2.17", with additional stitcher / Manual.   |
| Stitching Wire         |  | #24 to #26 (0.6 mm to 0.5 mm)<br>Option: #26 to #28 (0.5 mm to 0.4 mm) <sup>*2</sup>   |
| Untrimmed Booklet Size |  | <b>Width x Length</b><br>Max. 338 x 250 mm or 13.30" x 9.84"<br>Min. 140 x 99 mm or 5.52" x 3.90" <sup>*3</sup>  |
| Finished Booklet Size  |  | <b>Length</b><br>95 to 230 mm or 3.74" to 9.05"<br>(Up to 85 mm or 3.35" depending on a condition)<br>95 to 220 mm or 3.74" to 8.66"<br>(When center-cut is performed)<br>170 to 220 mm or 6.70" to 8.66"<br>(When 2-hole punch is performed)<br><b>Width</b><br>144 to 340 mm or 5.67" to 13.38"<br>(When center base is installed)<br>120 to 152 mm or 4.73" to 5.98"<br>(When center base is removed)<br>186 to 340 mm or 7.33" to 13.38"<br>(When center base is installed and center-cut is not performed)<br>90 to 167 mm or 3.55" to 6.57"<br>(A booklet size when center-cut is performed)<br>232 to 340 mm or 9.14" to 13.38"<br>(When 2-hole punch is performed) |
| Trim Width             |  | 2 to 25 mm or 0.08" to 1"  |
| Production Speed       |  | Max. 6,000 booklets per hour - Min. 2,900 booklets per hour<br>(Changed in 11 steps) <sup>*4</sup>   |
| Voltage / Frequency    |  | 3-phase 200-220 V, 50 or 60 Hz<br>3-phase 208 V, 60 Hz   |

- \*1 Limitation for stitch thickness: If the 6 mm or 0.23" width center cut (option) is performed, Max. 3 mm or 0.11" of booklet thickness. (When using the 8 mm or 0.31" width slitter, Max. 4 mm or 0.15" of booklet thickness.)  
If the punch (option) is performed, Max. 3 mm or 0.11" of booklet thickness.  
When the sheet block thickness is 3 mm or 0.11" or above, use thick wire (#24 or 25).
- \*2 Optional stitching head is required.
- \*3 Depending on the sheet weight, sheet thickness, booklet thickness or grain direction, the booklet spine may be marked by the transport belts, or the booklet may not be arranged properly on the delivery conveyor. (In this case, the kicker may not be used.)
- \*4 The production speed is affected by operation mode, system setting, job setting and paper condition.
- \*5 Air compressor is required. (Need to be arranged locally.)

**MORE AT**  
**HORIZON.CO.JP**



**Horizon**

Horizon International, Inc.

510 Kuze Ooyabu-cho, Minami-ku,  
Kyoto, 601-8206, Japan  
Phone : +81-75-934-6700  
Fax : +81-75-934-6708  
[www.horizon.co.jp](http://www.horizon.co.jp)

Horizon GmbH

Pascalstrasse 20  
25451 Quickborn / Germany  
Phone : +49 4106 8042-0  
Fax : +49 4106 8042-199  
[www.horizon.de](http://www.horizon.de)