

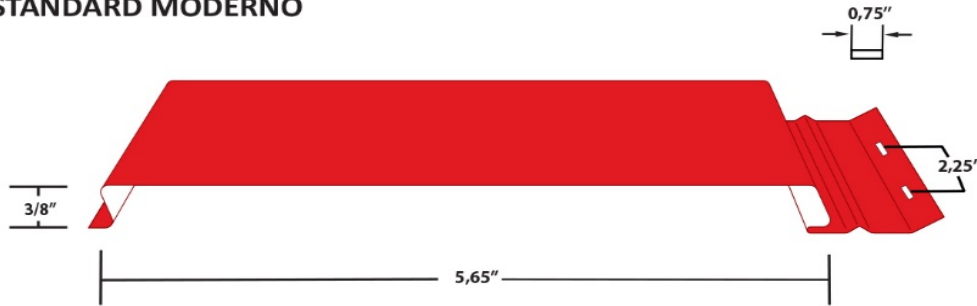
# MODERNO

REVÊTEMENT D'ACIER ARCHITECTURAL - ARCHITECTURAL STEEL SIDING

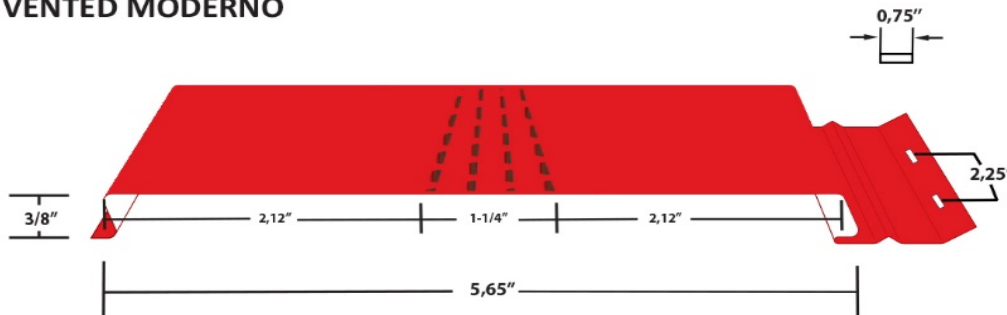
Prefinished steel siding with no screws apparent



## STANDARD MODERNO



## VENTED MODERNO



approximately 33 in<sup>2</sup> of ventilation per panel

## PHYSICAL PROPERTIES

Total nominal thickness (painted)		Total nominal thickness of base (not painted)
26 ga.	24 ga.	26 ga.
0.021 in	0.023 in	0.019 in

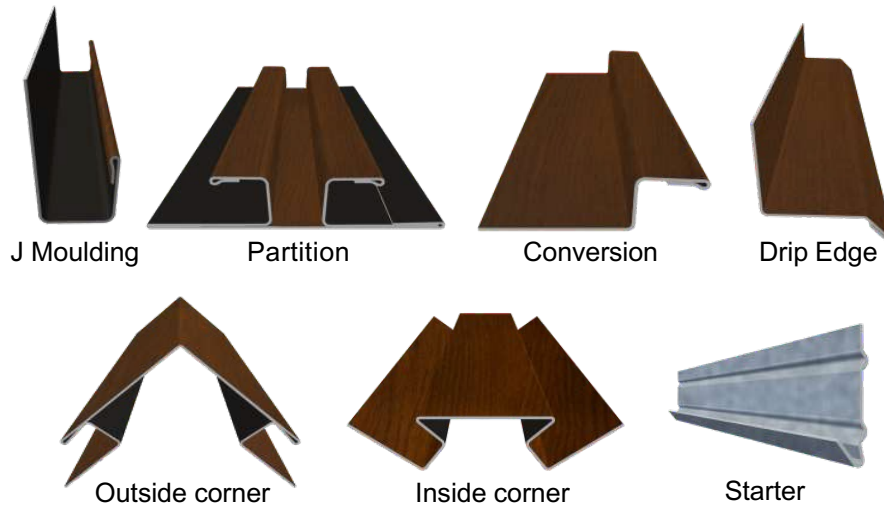
## ACCREDITATIONS and TESTING

- ASTM A653 SS Grade 33 G-90
- Keystone Quality Assurance Program (license #1362)
- Tested in accordance with ASTM E330/E330M
- Tested in accordance with ASTM E84: Class 1 or Class A
- Tested in accordance with CAN/ULC-S135-04
- Florida Product Approval (FL #: 40690)

**DETAILS**

Application / Installation	wall, soffit ; horizontal, vertical
Caliber	26 ga standard and 24 ga (special order)
Length	12 feet (144 inches); 3658 mm
Coverage height	5.65 in; 143.51 mm
Depth of profile	3/8 in (0.375 in); 9.525 mm
Opening for screws	3/4 in (0.75 in); 19.05 mm
Screw opening distance	2 1/4 in (2.25 in); 57.15 mm
Packaging	12 panels/box; 67.5 square feet
Installation surfaces <i>Note: must be level horizontally and vertically</i>	<ul style="list-style-type: none"> <li>▪ Plywood (min. thickness 5/8" (15.875 mm)</li> <li>▪ Wood strapping (min. 1 in x 4 in at 16 in on center)</li> <li>▪ Metal strapping (min. 1 1/4 in x 3/4 in x 1 1/4 in at 16 in on center)</li> </ul>

**COMPLETE LINE OF MATCHING ACCESSORIES/TRIMS**



**COLORS**

Color	Code	Series	Caliber
Blanco	QC183035	Greyscale Wood	26 ga
Moonlight grey	QC180175	Greyscale Wood	26 ga
Urban grey	QC182535	Greyscale Wood	26 ga
Twilight grey	QC180176	Greyscale Wood	26 ga
Smoked black	QC182786	Greyscale Wood	26 ga
Malt	QC180155	Wood Shade	26 ga
Desert	QC182780	Wood Shade	26 ga
Rustic copper	QC180177	Wood Shade	26 ga
Cedarwood	QC182783	Wood Shade	26 ga
Sequoia	QC182530	Wood Shade	26 ga
Espresso	QC182525	Wood Shade	26 ga
Exotic walnut	QC182795	Wood Shade	26 ga

NOTE: A designed notch is provided at the end of each panel to help guide the required overlap when covering more than 12 linear feet of surface