



FACTION

20 | 21
COLLECT | ON



ABOUT

The gear we make is dedicated to the Faction Collective. To the ever growing number of fans, supporters and ambassadors who escape the everyday, push limits, blaze trails. Who create, collaborate and innovate. Our collective spirit is our fuel and this collection is our vision. Welcome to 20/21.

CONTENTS

About	03
Construction	06

12

SKIS	
Prodigy	12
Candide	24
Dictator	30
Agent	38
Outcast	44
Rental-ready	48

50

POLES	
Faction Poles	50
Candide Thovex Poles	52
Agent Poles	54
Prodigy JR Poles	55
Prepacks	56

58

ACCESSORIES	
Bindings	58
Skins	59

60

SOFT GOODS	
Men	60
Women	61
Kids	62
Unisex	63

66

P.O.P	
P.O.P	66
Skateboards	67
Product index	70

SHAPE

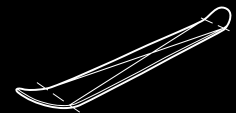
CANDIDE THOVEX SIGNATURE SHAPE

The day Candide clicked into the original CT 5.0, it was love at first flight. A couple of seasons later, the CT 5.0's shape has been refined to the point of perfection — a blend of new ideas and old truths. The award-winning ski's iconic silhouette is now represented across the entire CT line. Moderately tapered tips and tails are complemented by an elliptical radius sidecut for efficient, precise handling and carving. A combination of generous rocker and modest camber results in a wonderfully playful character, injecting new energy into an otherwise routine day on the mountain. Candide designed the new CT range to be proportional as you descend from the deep-snow-loving 5.0 to the 1.0 daily driver. For the increasingly popular category of high-performance all-mountain skis with freestyle flair, a new benchmark has been set.



DIRECTIONAL TRUE TWIN

This shape is inspired by symmetrical freestyle ski design, but tweaked for a freeride approach. A slightly skinnier tail width than tip width means this ski is faster and performs better on the downhill than a completely symmetrical ski. It keeps the identical twin tip height for switch skiing and landings.



DIRECTIONAL TWIN

A considerably skinnier tail width than in the tip provides ultimate downhill performance for attacking the mountain. A twin tip in the tail encourages playfulness and freestyle attitude, meaning you can ride switch without problem.



PROGRESSIVE FLAT TAIL

Innovative design, which blends the turn stability and speed of a traditional flat tail shape with a generous amount of perfectly calculated tail rocker, engineered to reward pivots and slashes. Stable to ski at high speeds, playful and easy to initiate turns at lower speeds — this shape exceeds expectations.



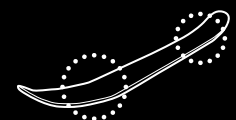
FREERIDE FLAT TAIL

Traditional flat tail design is built for speed, ultimate edge grip and control throughout charging turns. Brought into the modern day with a slight tail rocker, this shape is easier than ever to slash your turn into a slarve and won't hook up in fresh conditions.



SURF ZONES

Surf Zone tech unites Rocker and Tip Taper design to ensure these two key features work in harmony. Rocker provides float and facilitates pivoting, while a Tapered Tip moves the widest part of the ski closer to the centre and removes unwanted hooking. Surf Zones promise a floaty, seamless ride in all conditions.



SHAPE

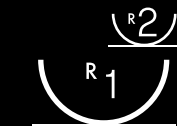
MULTI DIMENSION SIDECUT

Multi-dimension sidecut blends multiple arcs to create a sidecut geometry that changes along the length of the ski. This manoeuvrable shape consists of a shorter radius underfoot, keeping the ski nimble on those steep and narrow entries, and longer radii blended out to the tip and tail that ensure a stable ride in all conditions.



ELLIPTICAL RADIUS SIDECUT

Elliptical Radius Sidecut is made up of a longer radius underfoot and shorter radii in the tip and tail of the ski. The long radius underfoot means you can pivot faster and easier, while a shorter radius in the tip and tail result in easier turn initiation. This sidecut allows for a wide variety of turns lengths, angles and mounting positions (stay tuned for our mounting guide).



EXTENDED TIP/TAIL ROCKER

We employ Extended Rocker, a reverse camber shape in the tip and tails, which along with waist width, is the most important element in providing float in fresh snow. Extended rocker also makes pivoting and turn initiation easier and means you have less chance of catching an edge.



FLAT CAMBER

A flat camberline underfoot makes the ski easier to pivot and slash, as well as improving general float and manoeuvrability in fresh snow.



MATERIAL/DESIGN

DUAL SPAN TITANAL

Titanal is one of the most sturdy metals out there. Its isotropic qualities, equally strong in all directions, mean that the ski loves being on an edge, blasts through bumps and feels stable even in changeable snow, making it the perfect chassis for a holy grail, hard-charging freeride ski.

FULL CARBON WEAVE

Between 8 and 12 strips of Carbon, sandwiching either side of the ski's woodcore, are laid unidirectionally, providing extra stability to the ski, without adding weight to the build. Each carbon strip is woven into the fibre glass to provide strength and stiffness in the full length of the ski.

TEXTREME CARBON

A full layer of laminate, the spread-tow structure weaves at varying angles and axes, spreading stability and stiffness across the whole ski. The weave is made up of thin strips that are resistant to even the smallest cracks and fissures, so your skis defy expectations for longer - thinner, lighter and stronger than regular carbon.

XL 2.5MM EDGES


7 fractions of a millimetre might not sound like much, but when it comes to edges, it adds up. The 2.5mm edges stack an extra 35% of height on top of our already super-durable standard 1.8mm edges. This extra steel gives the rider a pair of skis that are going to take more abuse and last longer.

TITANAL/RUBBER STOMP PAD

Titanal and rubber reinforcement underfoot adds additional strength to a freestyle ski, where it matters most. As well as protecting the wood core against heavy duty impact on rails, the titanal and rubber adds stability and vibration absorption under your boots, so that stomped landings feel better, both for you and your skis.

TITANAL BINDING PLATE

When you're on a day-long touring trip in the backcountry, you need to rely on your gear. Titanal reinforcement plates are laid up on top of our lightweight cores ensuring that your binding screws hold. This one-piece design fits alpine and touring bindings, adding trustworthy durability to these lightweight cores.



MATERIAL/DESIGN

ANTI-CHIP MICRO-CAP

Micro-cap construction is a hybrid of a premium, sandwich sidewall construction fused with a lightweight, durable cap construction. With micro-cap, the sandwich construction provides awesome edge hold and torsional stability while the ski's topsheet wraps around and meets the sidewall, protecting the fragile join that can be prone to chipping.

FULL STRENGTH SIDEWALL

A construction that places strips of protective material along the sides of each core, between the edge and the topsheet. Sidewalls provide the best possible edge hold and stability when the ski is engaged in a turn as well as protecting the woodcore, edges and topsheet from impact and outside damage.

HIGH RESISTANCE TOPSHEET

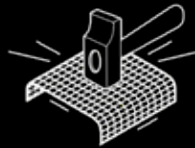

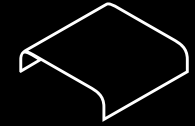
We use the highest quality topsheet material available, and we test it rigorously to ensure it stands up to regular abuse. Sourced near our factories in Europe for a friendlier supply chain.

CANDIDE THOVEX SIGNATURE FLEX

The living legend is never not tinkering, tweaking, learning, improving. Thovex is adamant that heavy rocker is best complemented by solid, stiffer tips and tails — to help settle the skis and power through variable snow. Additionally, the stiff tips absorb more vibration when skiers touch down after going airborne. Just add a touch more flex under foot and it allows the skis to load up and POP on request. Welcome to the Candide Thovex Signature Flex.

CANDIDE THOVEX SIGNATURE STANCE

As if the Candide Thovex Signature Flex and Shape weren't enough, the best skier in the world has discovered a new, unique mounting point. The narrowest spot on the ski is the center of the radius, and it happens to be the most intuitive place from which to initiate pivoting of the funky-freestyle variety. Mounting here also works wonders for carving and popping off the back and front of your skis.



CORE

POPLAR CORE

Poplar is a light-coloured, medium-weight, durable softwood that flexes and pops nicely as well as having a whole load of vibration absorption capabilities. Used as the only wood in this core, it allows the ski to pop, butter and stomp like a park ski and also have enough torsional stability to grip impressively on the downhill.

POPLAR/BEECH CORE

Poplar is a light-coloured, durable softwood that flexes and pops nicely as well as having great vibration absorption capabilities. The darker hardwood, Beech, adds stiffness and rebound. The results are a reasonably light ski that grips and is snappy between turns - always maintaining a soft enough flex to butter all over the mountain.

POPLAR/ASH CORE

Poplar is a light-coloured, durable softwood that flexes and pops nicely as well as having great vibration absorption capabilities. Ash is a heavier hardwood, that compliments Poplar by adding stiffness and durability. This duo provide a good hold on hard snow, a solid base for stomping landings and enough pop and flex to get creative with.

LIGHTWEIGHT BALSA/PACHACO CORE

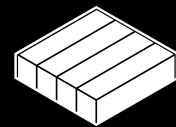
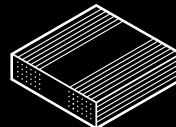
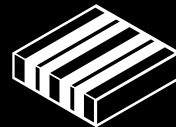
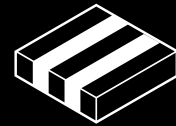
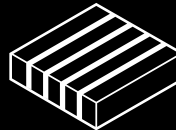
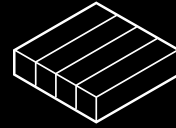
Balsa is a softwood with exceptional strength for its light weight. Reinforce that with the lesser-known, unique Pachaco hardwood, as well as a small amount of Poplar, and you are left with a rare combination that ensures a lightweight yet solid ski setup that performs in all conditions.

LIGHTWEIGHT PAULOWNIA/POPLAR CORE

Paulownia is a stable and lightweight hardwood and is combined with the softwood Poplar, to add flex and extra pop to the skis. The mix of these two woods results in a lightweight core with excellent responsiveness and rebound.

LIGHTWEIGHT KARUBA CORE

Karuba is an extremely lightweight woodcore with good strength properties. Despite being little-known, Karuba provides a good flex and vibration absorption capabilities without adding weight, making it an ideal woodcore for a touring ski that performs just as well on the uphill as on the downhill.



SUSTAINABILITY

1% FOR THE PLANET

As a proud member of 1% For the Planet, we are committed to donating 1% of all sales from the Agent Series to support organizations, individuals and events that are focused on bringing about a positive impact on the environment we love and enjoy. Our partnership with 1% For The Planet extends far beyond financial aid: Our teams collaborate on volunteer and research projects, as well as marketing initiatives.



CORES

Our poplar, beech and ash cores are sourced from the forests that surround our European factories. We are proud to process our wood cores locally and sustainably.



MATERIALS

In an effort to reduce the impact of our supply chain, we strive to source materials from European companies that are based near our factories.



QUALITY

At Faction, we say "quality is sustainability." If we make the most durable ski possible, that allows our fans to enjoy their skis that much longer — keeping skis out of landfill. We rigorously test our materials and our construction to ensure our skis hold up to even the toughest abuse.



PRODIGY

SERIES

Thoughtfully crafted from the durable topsheets all the way down to the perfectly finished bases, the Prodigy Series represents all that Faction stands for: Progression. Responsive wood cores, directional twin-tip shapes and versatile camber lines deliver confidence-inspiring performance. Quick to respond to commands and ultra easy to handle, the Prodigy skis are designed to elevate the skier's game. Backed by a class-leading two-year warranty.

Artwork by Parade Studios and WZD-TREE










PRODIGY 1.0

PARK

LENGTHS (CM)	158	164	170	176	181	187
--------------	-----	-----	-----	-----	-----	-----



-  POPLAR CORE / ASH CORE
-  DIRECTIONAL TWIN
-  XL 2.5MM EDGES
-  SURF ZONES
-  FULL STRENGTH SIDEWALL
-  ANTI-CHIP MICRO-CAP
-  GLOSSY HIGH RESISTANCE TOP SHEET

120 - 90 - 112
RADIUS: 18m
TIP: 390
CAMBER: 3
TAIL: 380
FLEX: 7/10
WEIGHT: 1785g

This freestyle twin, has buckets of pop and flex while maintaining real performance on the downhill. The directional shape ensures that you have more control throughout your turn and can blend those carves into butters easily. A bombproof set of sticks that lay the tracks for modern-day, do-it-all park skis.

PRODIGY 2.0

FREESTYLE ALL-MOUNTAIN

LENGTHS (CM)	159	165	171	177	183	189
--------------	-----	-----	-----	-----	-----	-----



-  POPLAR CORE
-  DIRECTIONAL TWIN
-  ELLIPTIC RADIUS SIDECUT
-  XL 2.5MM EDGES
-  SURF ZONES
-  FULL STRENGTH SIDEWALL
-  ANTI-CHIP MICRO-CAP
-  GLOSSY HIGH RESISTANCE TOP SHEET

127 - 98 - 119
RADIUS: 20m
TIP: 365
CAMBER: 3
TAIL: 295
FLEX: 7/10
WEIGHT: 1950g

The Prodigy 2.0 is the ultimate all-mountain shred-tool. Packing all the right ingredients to help you pop, stomp and surf all over the mountain, it's Poplar Core is soft and poppy enough to butter those slushy rollers while maintaining stiffness underfoot, meaning the only way to beat your last run, is to go back up for another one.

PRODIGY 3.0

FREERIDE ALL-MOUNTAIN

LENGTHS (CM)	172	178	184	190
--------------	-----	-----	-----	-----



-  POPLAR CORE
-  DIRECTIONAL TWIN
-  ELLIPTIC RADIUS SIDECUT
-  XL 2.5MM EDGES
-  SURF ZONES
-  FULL STRENGTH SIDEWALL
-  ANTI-CHIP MICRO-CAP
-  GLOSSY HIGH RESISTANCE TOP SHEET

133 - 106 - 125
RADIUS: 20m
TIP: 405
CAMBER: 3
TAIL: 325
FLEX: 7/10
WEIGHT: 2100g

With regards to the all-new Prodigy 3.0, our goal was to make a super-durable ski that could be enjoyed by absolutely anyone, in all conditions. The ski is intuitive, perfectly balanced and stable. Its 106 mm waist is highly adept in both packed and pow conditions, making the Prodigy 3.0 a true quiver killer. With Surf Zones and Elliptical Radius, the ski is delightfully user-friendly, ideal for avid skiers who are looking to progress their skills and enhance their experience in nature's finest playground.


NEW

PRODIGY 4.0

BACKCOUNTRY

LENGTHS (CM)	179	185	191
--------------	-----	-----	-----



-  POPLAR CORE
-  DIRECTIONAL TWIN
-  ELLIPTIC RADIUS SIDECUT
-  XL 2.5MM EDGES
-  SURF ZONES
-  FULL STRENGTH SIDEWALL
-  ANTI-CHIP MICRO-CAP
-  GLOSSY HIGH RESISTANCE TOP SHEET

140 - 116 - 132
RADIUS: 22m
TIP: 445
CAMBER: 3
TAIL: 355
FLEX: 8/10
WEIGHT: 2200g

The Prodigy 4.0 shares all the characteristics of its narrower, ever-popular sibling, but is wider, providing optimal float on the optimal day. Incredibly playful by nature, the Prodigy 4.0 effortlessly butters and smears; stomps big airs; and nimbly dances through pow-laden forests. Complementing its prowess in the deep stuff, the ski reliably holds its edge and is highly adept in tight-turning scenarios, for the days spent impatiently waiting for the next storm to arrive.

NEW



X SERIES

Our "X" branded models are built to celebrate and inspire women. The tools of choice for our Olympic and X Games champions — including names like Kelly Sildaru, Sarah Hoefflin and Mathilde Gremaud — the X Series represents their X factor: the special force that pioneers progression and effects positive change in the sport. The X models feature the exact same quality construction and premium materials found in all of our skis and are differentiated only by alternate artwork.

PRODIGY 1.0X

PARK

LENGTHS (CM)	152	158	164	170
--------------	-----	-----	-----	-----

- POPLAR CORE
- DIRECTIONAL TWIN
- XL 2.5MM EDGES
- SURF ZONES
- FULL STRENGTH SIDEWALL
- ANTI-CHIP MICRO-CAP
- GLOSSY HIGH RESISTANCE TOP SHEET

120 – 90 – 112
RADIUS: 12m
TIP: 330
CAMBER: 3
TAIL: 320
FLEX: 7/10
WEIGHT: 1550g

This Poplar-cored twin-tip offers tremendous amounts of pop and flex to match the demands of the sport's foremost freestyle competitors — champions like Kelly Sildaru and Sarah Hoefflin. The ski has become the hands down go-to for these ladies because beyond its playful attributes the ski delivers rip-roaring edge hold and quick-turning performance. Those who seek the modern day, do-it-all freestyle ski should look no further. The 1.0X features the exact same construction as the Prodigy 1.0 and is differentiated only by its unique topsheet.

PRODIGY 2.0X

FREESTYLE ALL-MOUNTAIN

LENGTHS (CM)	159	165	171
--------------	-----	-----	-----

- POPLAR CORE
- DIRECTIONAL TWIN
- ELLIPTIC RADIUS SIDECUT
- XL 2.5MM EDGES
- SURF ZONES
- FULL STRENGTH SIDEWALL
- ANTI-CHIP MICRO-CAP
- GLOSSY HIGH RESISTANCE TOP SHEET

127 – 98 – 119
RADIUS: 14m
TIP: 330
CAMBER: 3
TAIL: 265
FLEX: 7/10
WEIGHT: 1650g

The Prodigy 2.0X is the ultimate all-mountain shred-tool. Packing all the right ingredients to help you pop, stomp and surf all over the mountain, the all-new Poplar Core is soft and poppy enough to butter those slushy rollers while maintaining stiffness underfoot, meaning the only way to beat your last run, is to go back up for another one.

PRODIGY 3.0X

FREERIDE ALL-MOUNTAIN

LENGTHS (CM)	164	172	178
--------------	-----	-----	-----

- POPLAR CORE
- DIRECTIONAL TWIN
- ELLIPTIC RADIUS SIDECUT
- XL 2.5MM EDGES
- SURF ZONES
- FULL STRENGTH SIDEWALL
- ANTI-CHIP MICRO-CAP
- GLOSSY HIGH RESISTANCE TOP SHEET

133 – 106 – 125
RADIUS: 15m
TIP: 370
CAMBER: 3
TAIL: 290
FLEX: 7/10
WEIGHT: 1750g

With regards to the all-new Prodigy 3.0X, our goal was to make a super-durable ski that could be enjoyed by absolutely anyone, in any conditions. The ski is intuitive, perfectly balanced and stable. Its 106 mm waist is highly adept in both packed and pow conditions, making the Prodigy 3.0 a true quiver killer. With Surf Zones and Elliptical Radius, the ski is delightfully user-friendly, ideal for the avid skiers who are looking to progress their skills and enhance their experience in nature's finest playground.







NEW

PRODIGY 0.5

FREESTYLE ALL-MOUNTAIN

LENGTHS (CM)	105	115	125	135	145	155
--------------	-----	-----	-----	-----	-----	-----



-  POPLAR CORE
-  FLAT CAMBER
-  DIRECTIONAL TWIN
-  SURF ZONES
-  FULL STRENGTH SIDEWALL
-  ANTI-CHIP MICRO-CAP
-  GLOSSY HIGH RESISTANCE TOP SHEET

108 - 79 - 100
RADIUS: 11m
TIP: 400
CAMBER: 0
TAIL: 380
FLEX: 6/10
WEIGHT: 1100g








This 79mm underfoot junior ski is as versatile as it gets. Dependable and exciting thanks to a Poplar core, the Prodigy 0.5 also aces all the durability tests while remaining playful enough to help every little prodigy progress in all conditions, all over the mountain.

PRODIGY 0.5X

FREESTYLE ALL-MOUNTAIN

LENGTHS (CM)	125	135	145	155
--------------	-----	-----	-----	-----



-  POPLAR CORE
-  FLAT CAMBER
-  DIRECTIONAL TWIN
-  SURF ZONES
-  FULL STRENGTH SIDEWALL
-  ANTI-CHIP MICRO-CAP
-  GLOSSY HIGH RESISTANCE TOP SHEET

108 - 79 - 100
RADIUS: 11m
TIP: 400
CAMBER: 0
TAIL: 380
FLEX: 6/10
WEIGHT: 1100g

This 79mm underfoot junior ski is as versatile as it gets. Dependable and exciting thanks to a Poplar core, the Prodigy 0.5X also aces all the durability tests while remaining playful enough to help every little prodigy progress in all conditions, all over the mountain.



PRODIGY COLLAB

ARTWORK BY PARADE STUDIO AND WZD-TREE

Parade



PRODIGY 3.0 COLLAB

FREERIDE ALL-MOUNTAIN

Parade **NEW**

When we approached Paris, France-based Parade Studio about producing our 20/21 Artist Collab ski, we encouraged them to let their imagination to run wild — we asked them to create something fun, colorful, unique. They settled on the pinball theme, drawing a parallel between the game and the Prodigy 3.0, built to pop, press and bounce around the hill. So click into a pair and try your luck. Will you find the best way to the bottom?

SPECS ON PAGE 15

LENGTHS (CM)	172	178	184	190
--------------	-----	-----	-----	-----



PRODIGY 2.0 COLLAB

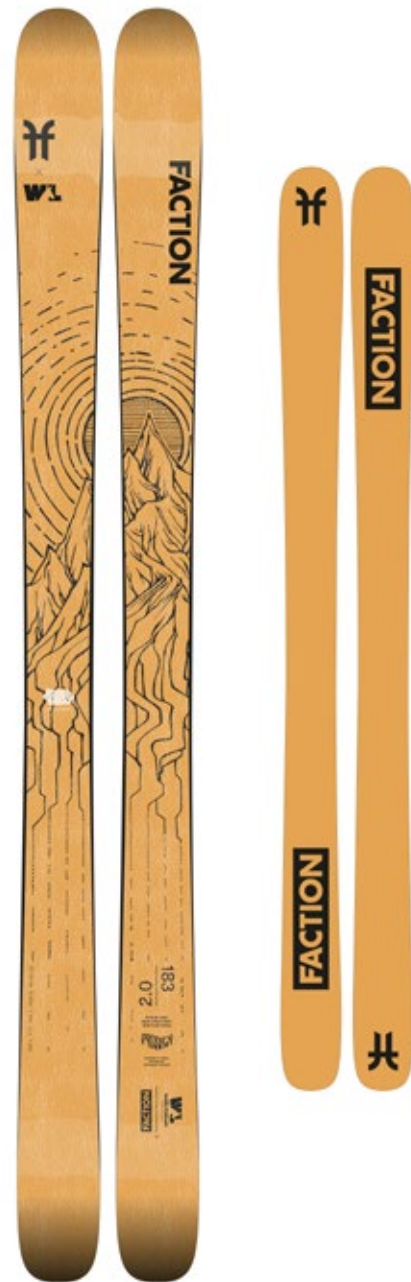
FREERIDE ALL-MOUNTAIN



With over 110 years in business, Wells Lamont has an unmatched heritage of making high-quality workwear that's tough as nails. Our collaboration with Wells Lamont made all the sense in the world for our Prodigy 2.0, our trusty all-mountain freeride ski that's reinforced for superior durability and made in Austria with the highest quality and manufacturing standards the industry has to offer. With organic-themed artwork produced by Faction team rider Andrew Pollard, it's a ski that emanates pride in our Collective, pride in our materials and pride in quality.

SPECS ON PAGE 14

LENGTHS (CM)	171	177	183



ACCESSORIES



WL X FACTION GLOVES



WL X FACTION MITTS



SLEEVELESS HOOD



5 PANEL



CANDIDE THOVEX SIGNATURE SERIES


Candide Thovex's Signature skis are responsive, high performance machines for those who demand the very best from their equipment, just like the legend himself. The Faction Collective have relentlessly mixed the most reliable materials with modern shapes and camber lines in order to create the perfect tools across all freeski disciplines. Beginning with the ultra-fat CT 5.0, the magic shape is retrofitted for each sibling in a precise delta: the shape is reflected in the new, park-specific, reinforced CT 1.0; the redesigned, ultra-versatile, always-in-demand CT 2.0; and the lightweight, backcountry-freestyle-inspired CT 3.0. Our fans want to shred like Candide — these are the skis he rips, straight out of the box.

Artwork by Candide Thovex

CT 1.0

PARK

LENGTHS (CM)	158	165	172	178	183
--------------	-----	-----	-----	-----	-----



122 - 92 - 120
RADIUS: 18m
TIP: 320
CAMBER: 3
TAIL: 285
FLEX: 8/10
WEIGHT: 2150g

- CT SIGNATURE SHAPE
- CT SIGNATURE FLEX
- CT MOUNTING POINT
- TITANAL/RUBBER STOMP PAD
- XL 2.5MM EDGES
- FULL STRENGTH SIDEWALL
- ANTI-CHIP MICRO-CAP
- MATT HIGH RESISTANCE TOP SHEET
- ELLIPTIC RADIUS SIDECUT
- POPLAR/BEECH CORE


NEW

Completely redesigned for 20/21, the CT 1.0 is a true grade A freestyle tool. It features the Candide Thovex Signature Shape, adapted proportionally for a near-symmetrical build. The mounting point is at the narrowest part of the ski, providing intuitive pivoting. The Signature Flex emphasizes stiffer tips, helping the ski to blast through crud and stomp landings, without sacrificing the ability to butter and smear. We've also added Titanal and rubber for a bomber construction that will stand up to hard hit after hard hit. As a cherry on top, our newschool design expertise is now complemented by one of the oldest factories in the business, delivering a robust build with the smoothest finish you've ever tasted.

CT 2.0

FREESTYLE ALL-MOUNTAIN

LENGTHS (CM)	166	173	178	183	188
--------------	-----	-----	-----	-----	-----



131 - 102 - 127
RADIUS: 20m
TIP: 360
CAMBER: 3
TAIL: 325
FLEX: 8/10
WEIGHT: 2200g

- CT SIGNATURE SHAPE
- CT SIGNATURE FLEX
- CT MOUNTING POINT
- TITANAL/RUBBER STOMP PAD
- XL 2.5MM EDGES
- FULL STRENGTH SIDEWALL
- ANTI-CHIP MICRO-CAP
- MATT HIGH RESISTANCE TOP SHEET
- ELLIPTIC RADIUS SIDECUT
- POPLAR/BEECH CORE

NEW

Designed by our genius engineers with input from Candide and fit for purpose across all terrain and all conditions, the CT 2.0 is arguably our most talked-about model. Its highly versatile 102 mm waist combined with the Candide Thovex Signature Shape, Stance and Flex brings about a ski that masterfully pops off the booters, butters over the rollers and whips effortlessly between turns. The all-new, high-performance, extra-tough CT 2.0 turns the whole mountain into your playground.

CT 3.0

LIGHTWEIGHT FREERIDE

LENGTHS (CM)	169	178	184	190
--------------	-----	-----	-----	-----



140 - 112 - 134
RADIUS: 21m
TIP: 410
CAMBER: 3
TAIL: 360
FLEX: 7/10
WEIGHT: 1950g


- CT SIGNATURE SHAPE
- CT SIGNATURE FLEX
- CT MOUNTING POINT
- LIGHTWEIGHT PAULOWNIA/POPLAR CORE
- TITANAL BINDING PLATE
- FULL STRENGTH SIDEWALL
- ANTI-CHIP MICRO-CAP
- MATT HIGH RESISTANCE TOP SHEET
- ELLIPTIC RADIUS SIDECUT

This ski has its own cult following. That's because Thovex was after the perfect freestyle-inspired one-ski-quiver, and in collaboration with our designers he knocked this one out of the park. Its playful shape allows the CT 3.0 to easily butter and wash out for jibbing, and also hold a strong edge when you crank up the dial. For the rider who is always on the lookout for fresh goods and needs a lightweight, versatile ski to rip up the whole mountain, look no further.

CT 5.0

LIGHTWEIGHT BACKCOUNTRY FREERIDE

LENGTHS (CM)	175	183	190
--------------	-----	-----	-----



152 - 122 - 140
RADIUS: 25m
TIP: 420
CAMBER: 0
TAIL: 400
FLEX: 8/10
WEIGHT: 2050g

- CT SIGNATURE SHAPE
- CT SIGNATURE FLEX
- CT MOUNTING POINT
- LIGHTWEIGHT PAULOWNIA/POPLAR CORE
- TITANAL BINDING PLATE
- FULL STRENGTH SIDEWALL
- ANTI-CHIP MICRO-CAP
- MATT HIGH RESISTANCE TOP SHEET
- ELLIPTIC RADIUS SIDECUT

The CT 5.0 brings the original Candide 4.0 back to life. As playful, poppy and easy to pivot as the first legendary Royale, featuring smooth rocker curves to polish up the ride and updated construction to add extra durability and lightness.

CT 2.0x

FREESTYLE ALL-MOUNTAIN

LENGTHS (CM)	166	173	178
--------------	-----	-----	-----



- CT SIGNATURE SHAPE
- CT SIGNATURE FLEX
- TITANAL BINDING PLATE
- TITANAL/RUBBER STOMP PAD
- XL 2.5MM EDGES
- FULL STRENGTH SIDEWALL
- ANTI-CHIP MICRO-CAP
- MATT HIGH RESISTANCE TOP SHEET
- ELLIPTIC RADIUS SIDECUT
- POPLAR/BEECH CORE

131 - 102 - 127
RADIUS: 16m
TIP: 330
CAMBER: 3
TAIL: 295
FLEX: 7/10
WEIGHT: 1950g

NEW

Featuring the exact same construction and shape as the perennial favorite CT 2.0, the CT 2.0x is a rippin' lady's best friend. With a 102 mm waist width, a true-twin symmetrical shape and playful flex pattern, this ski pops in the park, carves trenches on piste and floats through the fresh stuff. Consider this your all-mountain-freestyle blueprint for fun. The CT 2.0x turns the whole mountain into your playground.

CT 3.0x

LIGHTWEIGHT FREERIDE

LENGTHS (CM)	169	178
--------------	-----	-----



- CT SIGNATURE SHAPE
- CT SIGNATURE FLEX
- CT MOUNTING POINT
- LIGHTWEIGHT PAULOWNIA/POPLAR CORE
- TITANAL BINDING PLATE
- FULL STRENGTH SIDEWALL
- ANTI-CHIP MICRO-CAP
- MATT HIGH RESISTANCE TOP SHEET
- ELLIPTIC RADIUS SIDECUT

140 - 112 - 134
RADIUS: 17m
TIP: 410
CAMBER: 3
TAIL: 360
FLEX: 7/10
WEIGHT: 1850g

The CT 3.0x is the perfect one-ski-quiver for the rider who is always on the lookout for fresh goods — who needs a lightweight, versatile ski to rip up the whole mountain. Featuring the same exact freestyle-inspired shape and lightweight construction as the award-winning CT 3.0, the ski is differentiated only by its unique artwork.

CT 0.5

FREESTYLE ALL-MOUNTAIN

LENGTHS (CM)	125	135	145	155
--------------	-----	-----	-----	-----



- POPLAR CORE
- DIRECTIONAL TRUE TWIN
- FLAT CAMBER
- FULL STRENGTH SIDEWALL
- ANTI-CHIP MICRO-CAP


108 - 79 - 100
RADIUS: 11m
TIP: 390
CAMBER: 0
TAIL: 370
FLEX: 6/10
WEIGHT: 1100g

The CT 0.5 is stacked with the same materials and construction as our adult skis, for all those junior riders that are looking more and more like little Candide's every day. This ski is fun to ride and progress in all conditions, whether that's whipping 'round a first 360 or overtaking you down the bump line.

CT 2.0YTH

FREERIDE ALL-MOUNTAIN

LENGTHS (CM)	145	155	165
--------------	-----	-----	-----



- POPLAR CORE
- DIRECTIONAL TRUE TWIN
- FLAT CAMBER
- FULL STRENGTH SIDEWALL
- ANTI-CHIP MICRO-CAP

126 - 98 - 118
RADIUS: 13m
TIP: 410
CAMBER: 0
TAIL: 390
FLEX: 7/10
WEIGHT: 1350g

The CT 2.0 YTH is the ski of choice for the younger riders who are dropping jaws on the daily. This is a manoeuvrable and versatile all-mountain freeride machine that is the perfect stepping stone for the adolescent rider who has outgrown their junior setup but hasn't graduated to an adult's ski just yet.



DICTATOR


SERIES

Imagine your classic freeride flat-tail rebooted into the 21st century — there you have the Dictator. Designed with poplar cores reinforced by two burly sheets of metal, the Dictator Series is built for fast, furious performance. Beyond the skis' rock-steady stability and edge hold, a healthy dose of tip and tail rocker allows for Mach 10 crud-busting and enhanced float in soft-snow conditions. Additionally, our Elliptical sidecut design allows for surprisingly nimble, no-hook handling. Perfect for that elusive couloir and for arcing turns on formidable mountain faces, the Dictator Series is for those who want to push themselves right to the brink of their limits. Say it once, and say it loud: "STAY METAL."

Dictator 1.0

PISTE

LENGTHS (CM)	162	170	178	186
--------------	-----	-----	-----	-----



- POPLAR CORE
- DUAL SPAN TITANAL
- FREERIDE FLAT TAIL
- ELLIPTIC RADIUS SIDECUT
- XL 2.5MM EDGES
- SURF ZONES
- FULL STRENGTH SIDEWALL
- ANTI-CHIP TIP AND TAIL CAP
- SCRATCH RESISTANCE TOPSHEET

120 – 86 – 110
RADIUS: 18m
TIP: 310
CAMBER: 4
TAIL: 180
FLEX: 8/10
WEIGHT: 1700g

If you fancy high-speed, corduroy-slicing turns in the morning and a nimble-yet-aggressive ride through the late afternoon bumps en route to the après patio, the Dictator 1.0 has you covered. This ski is ultra-energetic and easily maneuverable, and it loves to engage its two metal layers to rail turns in even the firmest of conditions. Made in Austria with the highest quality construction and materials the industry has to offer.

Dictator 2.0

ALL-MOUNTAIN

LENGTHS (CM)	163	171	179	187
--------------	-----	-----	-----	-----



- POPLAR CORE
- DUAL SPAN TITANAL
- FREERIDE FLAT TAIL
- ELLIPTIC RADIUS SIDECUT
- XL 2.5MM EDGES
- SURF ZONES
- FULL STRENGTH SIDEWALL
- ANTI-CHIP TIP AND TAIL CAP
- SCRATCH RESISTANCE TOPSHEET

127 – 96 – 117
RADIUS: 19m
TIP: 350
CAMBER: 4
TAIL: 210
FLEX: 8/10
WEIGHT: 1800g

The Dictator 2.0 turns the whole mountain into a freeride fantasyland — there's no chute too narrow, no pitch too steep, nor face too icy for this ski. You may rip with full confidence thanks to a lightweight, energetic wood core bolstered by two layers of metal. Ample tip and tail rocker allows you to float through the freshies and blow through choppy terrain with ease, too. Made in Austria with the highest quality construction and materials the industry has to offer. The only question is: Do you think you can handle it?

Dictator 3.0

FREERIDE ALL-MOUNTAIN

LENGTHS (CM)	164	172	180	188
--------------	-----	-----	-----	-----



- POPLAR CORE
- DUAL SPAN TITANAL
- FREERIDE FLAT TAIL
- ELLIPTIC RADIUS SIDECUT
- XL 2.5MM EDGES
- SURF ZONES
- FULL STRENGTH SIDEWALL
- ANTI-CHIP TIP AND TAIL CAP
- SCRATCH RESISTANCE TOPSHEET


134 – 106 – 124
RADIUS: 21m
TIP: 380
CAMBER: 4
TAIL: 230
FLEX: 8/10
WEIGHT: 1950g

The Dictator 3.0 is the must-have one-stop-shop for the freerider who frequently chases bigger lines, yet needs a ski that excels in all conditions. Two sheets of metal support the energetic wood core, so you can comfortably go full-throttle. With tip and tail rocker and a girthy waist, this ski blasts through fresh snow and hearty chowder like an absolute boss. Its Elliptical sidecut ensures it doesn't hook up at high speeds, allowing you to lace tight turns or throw on the brakes at a moment's notice. Made in Austria with the highest quality construction and materials the industry has to offer.

Dictator 4.0

BIG MOUNTAIN

LENGTHS (CM)	171	179	185	191
--------------	-----	-----	-----	-----



- POPLAR CORE
- DUAL SPAN TITANAL
- FREERIDE FLAT TAIL
- ELLIPTIC RADIUS SIDECUT
- SURF ZONES
- FULL STRENGTH SIDEWALL
- ANTI-CHIP TIP AND TAIL CAP
- SCRATCH RESISTANCE TOPSHEET

141 – 116 – 131
RADIUS: 23m
TIP: 430
CAMBER: 2
TAIL: 260
FLEX: 9/10
WEIGHT: 2100g


NEW

The re-designed Dictator 4.0 is built to negotiate sharky terrain on 50-degree slopes and to send gargantuan airs into bottomless pow. Two layers of Metal keep you locked in and in control as you blast down the hill. The 116 mm waist provides a boat-load of float in the deep and chop, as well as a girthy platform for stomping those big airs. Ride the Metal. Reign supreme.

Dictator 1.0X

PISTE

LENGTHS (CM)	154	162	170
--------------	-----	-----	-----



- POPLAR CORE
- DUAL SPAN TITANAL
- FREERIDE FLAT TAIL
- ELLIPTIC RADIUS SIDECUT
- XL 2.5MM EDGES
- SURF ZONES
- FULL STRENGTH SIDEWALL
- ANTI-CHIP TIP AND TAIL CAP
- SCRATCH RESISTANCE TOPSHEET

120 – 86 – 110
RADIUS: 14m
TIP: 280
CAMBER: 4
TAIL: 170
FLEX: 8/10
WEIGHT: 1550g

The same construction and materials as the 1.0, with an alternate topsheet. The ideal ski for high-speed, corduroy-slicing turns in the morning, and nimble, ultra-stable bump-busting in the afternoon on your way to après. The 1.0 X is crazy-energetic; easily maneuverable; and super-smooth and stable thanks to two sheets of laser-thin Metal. Bulletproof snow — meet your match.

Dictator 2.0X

ALL-MOUNTAIN

LENGTHS (CM)	155	163	171
--------------	-----	-----	-----



- POPLAR CORE
- DUAL SPAN TITANAL
- FREERIDE FLAT TAIL
- ELLIPTIC RADIUS SIDECUT
- XL 2.5MM EDGES
- SURF ZONES
- FULL STRENGTH SIDEWALL
- ANTI-CHIP TIP AND TAIL CAP
- SCRATCH RESISTANCE TOPSHEET

127 – 96 – 117
RADIUS: 15m
TIP: 320
CAMBER: 4
TAIL: 190
FLEX: 8/10
WEIGHT: 1680g

Benefiting from the same exact construction and materials as the Dictator 2.0 — distinguished only by an alternate graphic — the 2.0X stands tall among the most inspiring and performance-oriented all-mountain freeride skis on the market. Two layers of laser thin Metal and an energetic wood core blend power with lightweight responsiveness, so that you can trust your skis every day, in any conditions.

Dictator 3.0X

FREERIDE ALL-MOUNTAIN

LENGTHS (CM)	164	172
--------------	-----	-----



- POPLAR CORE
- DUAL SPAN TITANAL
- FREERIDE FLAT TAIL
- ELLIPTIC RADIUS SIDECUT
- XL 2.5MM EDGES
- SURF ZONES
- FULL STRENGTH SIDEWALL
- ANTI-CHIP TIP AND TAIL CAP
- SCRATCH RESISTANCE TOPSHEET

134 – 106 – 124
RADIUS: 16m
TIP: 350
CAMBER: 4
TAIL: 210
FLEX: 8/10
WEIGHT: 1780g

NEW


The all-new Dictator 3.0X is a one-ski-quiver for the freerider who frequently chases bigger lines, but needs a ski that excels in all conditions. This ski slices through firm, fresh and chopped-up snow like a pristine samurai sword, and it doesn't hook up at high speeds — so you may react instantly to your surroundings with full confidence.



Dictator FG 1.0

PISTE

LENGTHS (CM)	154	162	170	178	186
--------------	-----	-----	-----	-----	-----



POPLAR CORE



FREERIDE FLAT TAIL



ELLIPTIC RADIUS SIDECUT



XL 2.5MM EDGES



SURF ZONES



FULL STRENGTH SIDEWALL



ANTI-CHIP TIP AND TAIL CAP



SCRATCH RESISTANCE TOPSHEET


120 – 86 – 110
RADIUS: 18m
TIP: 310
CAMBER: 4
TAIL: 180
FLEX: 8/10
WEIGHT: 1700g

Say goodbye to the “same old” and say hello to the confidence-inspiring Dictator FG. Made in Austria with the same energetic poplar core as our leading freestyle skis, this flat-tailed, progressively shaped ski is incredibly maneuverable and versatile. This ski enables you to comfortably shift into a higher gear, all over the mountain. FG. “Feels Great.”

Dictator FG 2.0

ALL-MOUNTAIN

LENGTHS (CM)	155	163	171	179	187
--------------	-----	-----	-----	-----	-----



POPLAR CORE



FREERIDE FLAT TAIL



ELLIPTIC RADIUS SIDECUT



XL 2.5MM EDGES



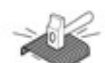
SURF ZONES



FULL STRENGTH SIDEWALL



ANTI-CHIP TIP AND TAIL CAP



SCRATCH RESISTANCE TOPSHEET

127 – 96 – 117
RADIUS: 19m
TIP: 350
CAMBER: 4
TAIL: 210
FLEX: 8/10
WEIGHT: 1800g

The Dictator 2.0 FG is the easy-to-ski, do-it-all model that aspiring skiers crave — and it’s made in Austria, earning it the highest possible marks for quality and durability. Its versatile waist width, progressive shape and dependable wood core allow for effortless turn initiation and dependable edge hold. “Feeling Great” is what this ski is all about.



S E R I E S

The Agent Series is our solution for the modern, lightweight touring ski that's highly efficient on the way up and absolutely epic going down. Using a Karuba wood core for responsive, rebounding flex and a carbon weave to boost rigidity and stability, the Agent models are your best friend — whether you're searching for early season backcountry treasures or have your eyes set on that springtime couloir mission. So, go ahead: escape the crowds and earn yourself the untouched goods.



AGENT 1.0

TOURING PISTE

LENGTHS (CM)	162	170	178	186
--------------	-----	-----	-----	-----



- LIGHTWEIGHT KARUBA CORE
- FULL CARBON WEAVE
- FREERIDE FLAT TAIL
- ELLIPTIC RADIUS SIDECUT
- XL 2.5MM EDGES
- SURF ZONES
- FULL STRENGTH SIDEWALL
- ANTI-CHIP TIP AND TAIL CAP
- TITANAL BINDING PLATE
- GLOSS HIGH RESISTANCE TOPSHEET

120 - 86 - 110
RADIUS: 19m
TIP: 310
CAMBER: 4
TAIL: 180
FLEX: 7/10
WEIGHT: 1490g



While the crowds are focused on the over-skied descents, you're heading the opposite way in search of your own adventures. The Agent 1.0 has a progressive shape, lightweight Karuba woodcore and a carbon weave to make the uphill a breeze and the downhill, well, everything you dreamed of. Adept in any conditions, the 1.0 is your go-to tool for exploring the margins, Off The Beaten Track.

AGENT 2.0

TOURING ALL-MOUNTAIN

LENGTHS (CM)	163	171	179	187
--------------	-----	-----	-----	-----



- LIGHTWEIGHT KARUBA CORE
- FULL CARBON WEAVE
- FREERIDE FLAT TAIL
- ELLIPTIC RADIUS SIDECUT
- XL 2.5MM EDGES
- SURF ZONES
- FULL STRENGTH SIDEWALL
- ANTI-CHIP TIP AND TAIL CAP
- TITANAL BINDING PLATE
- GLOSS HIGH RESISTANCE TOPSHEET

127 - 96 - 117
RADIUS: 20m
TIP: 350
CAMBER: 4
TAIL: 210
FLEX: 7/10
WEIGHT: 1590g



Whether you're zooming through a remote, powder-laden forest or snaking down a steep couloir somewhere Off The Beaten Track, every hard-earned turn will feel that much better with the Agent 2.0 under your feet. A lightweight Karuba woodcore backed by a carbon weave, an all-mountain waist width and tip/tail rocker make this ski easy on the up and absolutely thrilling going down.

AGENT 3.0

TOURING FREERIDE

LENGTHS (CM)	164	172	180	188
--------------	-----	-----	-----	-----



- LIGHTWEIGHT KARUBA CORE
- FULL CARBON WEAVE
- FREERIDE FLAT TAIL
- ELLIPTIC RADIUS SIDECUT
- XL 2.5MM EDGES
- SURF ZONES
- FULL STRENGTH SIDEWALL
- ANTI-CHIP TIP AND TAIL CAP
- TITANAL BINDING PLATE
- GLOSS HIGH RESISTANCE TOPSHEET

134 - 106 - 124
RADIUS: 21m
TIP: 380
CAMBER: 4
TAIL: 230
FLEX: 7/10
WEIGHT: 1720g



NEW

Our excitement regarding this all-new ski cannot be overstated. The Agent 3.0 truly has it all: a lightweight core, progressive shape, high-tech carbon weave, balanced flex and perfectly engineered rocker. Easy on the uphill, and equally capable in the deepest snow, the day-after-the-storm chop or the springtime corn, this ultra-versatile offering will be hailed as one of the hottest touring skis of the year.

AGENT 4.0

TOURING BIG MOUNTAIN

LENGTHS (CM)	171	179	185	191
--------------	-----	-----	-----	-----



- LIGHTWEIGHT PAULOWNIA CORE
- FULL CARBON WEAVE
- FREERIDE FLAT TAIL
- ELLIPTIC RADIUS SIDECUT
- XL 2.5MM EDGES
- SURF ZONES
- FULL STRENGTH SIDEWALL
- ANTI-CHIP TIP AND TAIL CAP
- TITANAL BINDING PLATE
- GLOSS HIGH RESISTANCE TOPSHEET

141 - 116 - 131
RADIUS: 23m
TIP: 430
CAMBER: 2
TAIL: 260
FLEX: 7/10
WEIGHT: 1800g



NEW

When the powder day of your dreams presents itself, don't let the wrong tool spoil the occasion. Boasting more pronounced tip and tail rocker than its 3.0 sibling, this lightweight charger is perfectly balanced for nimble turns in tight spaces and big, beautiful GS turns on the apron. The elliptical radius allows the 4.0 to be mounted further forward for a freestyle-minded ride. If driving with your shins is your thing, added camber and a carbon weave allow it to perform phenomenally on piste, too.

AGENT 1.0X

TOURING

LENGTHS (CM)	154	162	170
--------------	-----	-----	-----



120 - 86 - 110
RADIUS: 17m
TIP: 290
CAMBER: 4
TAIL: 175
FLEX: 7/10
WEIGHT: 1370g

- LIGHTWEIGHT KARUBA CORE
- FULL CARBON WEAVE
- FREERIDE FLAT TAIL
- ELLIPTIC RADIUS SIDECUT
- XL 2.5MM EDGES
- SURF ZONES
- FULL STRENGTH SIDEWALL
- ANTI-CHIP TIP AND TAIL CAP
- TITANAL BINDING PLATE
- GLOSS HIGH RESISTANCE TOPSHEET
- 1% FOR THE PLANET

While the crowds are focused on the over-skied descents, you're trekking Off The Beaten Track, blazing your own trail. The Agent 1.0X has a progressive shape, lightweight Karuba woodcore and a carbon weave to make the uphill a breeze and the downhill an utter joy. Adept in any conditions, the 1.0X is your go-to tool for exploring the margins.

AGENT 2.0X

TOURING ALL-MOUNTAIN

LENGTHS (CM)	155	163	171
--------------	-----	-----	-----



127 - 96 - 117
RADIUS: 18m
TIP: 330
CAMBER: 4
TAIL: 200
FLEX: 7/10
WEIGHT: 1470g


- LIGHTWEIGHT KARUBA CORE
- FULL CARBON WEAVE
- FREERIDE FLAT TAIL
- ELLIPTIC RADIUS SIDECUT
- XL 2.5MM EDGES
- SURF ZONES
- FULL STRENGTH SIDEWALL
- ANTI-CHIP TIP AND TAIL CAP
- TITANAL BINDING PLATE
- GLOSS HIGH RESISTANCE TOPSHEET
- 1% FOR THE PLANET

Whether you're after untracked pow or springtime couloirs, the Agent 2.0X is your go-to when escaping the day-to-day clutter of the resorts. A lightweight Karuba woodcore coupled with an all-mountain waist and tip/tail rocker means you can now access a whole different mountain of possibilities, Off The Beaten Track.

AGENT 3.0X

TOURING FREERIDE

LENGTHS (CM)	164	172
--------------	-----	-----



134 - 106 - 124
RADIUS: 18m
TIP: 370
CAMBER: 4
TAIL: 220
FLEX: 7/10
WEIGHT: 1540g

- LIGHTWEIGHT KARUBA CORE
- FULL CARBON WEAVE
- FREERIDE FLAT TAIL
- ELLIPTIC RADIUS SIDECUT
- XL 2.5MM EDGES
- SURF ZONES
- FULL STRENGTH SIDEWALL
- ANTI-CHIP TIP AND TAIL CAP
- TITANAL BINDING PLATE
- GLOSS HIGH RESISTANCE TOPSHEET
- 1% FOR THE PLANET

NEW

The Agent 3.0X boasts a lightweight core, progressive shape, high-tech carbon weave, balanced flex and perfectly engineered rocker. These elements combine for a must-have ski that can truly do it all. Forgoing on the uphill and highly adept in all snow conditions, this ski will enhance the way you experience the mountain, day-in and day-out.



OUTCAST

S E R I E S


Outcast Series are throwback designs brought into the modern day to crash the party. A classic mogul ski to eat up the bumps and a monoboard to turn heads wherever you go. Fashions and trends come and go, but the The Outcasts are here to stay.



LE MOGUL

PURE BUMPS

LENGTHS (CM)	140	147	155	163	171	179
--------------	-----	-----	-----	-----	-----	-----



- POPLAR/BEECH CORE
- FULL STRENGTH SIDEWALL
- ANTI-CHIP MICRO CAP
- HIGH RESISTANCE TOPSHEET

100 - 66 - 90
RADIUS: 17m
TIP: 220
CAMBER: 5
TAIL: 130
FLEX: 8/10
WEIGHT: 1500g

NEW

Mogul skis are synonymous with the birth of freestyle skiing, so we went all-in to honor our roots. For 20/21, we've completely redesigned our Mogul ski to slice through snowy mounds with the nimbleness of a deer but the strength of bear. Pressed with the best machines, made with the finest materials and with no frills attached, we present to you the most thoughtfully crafted Mogul ski on Earth. Lock those knees and let 'er buck.

046

LE MONO

FUN TIMES

LENGTHS (CM)	182	190
--------------	-----	-----



- POPLAR/BEECH CORE
- FULL STRENGTH SIDEWALL
- FREERIDE FLAT TAIL
- EXTENDED TIP ROCKER
- HIGH RESISTANCE TOPSHEET


240 - 192 - 199
RADIUS: 26m
TIP: 455
CAMBER: 0
TAIL: 40
FLEX: 8/10
WEIGHT: 3400g

You don't just ride a Mono, you experience a Mono. Just like the beautiful sunset that keeps on giving as it melts into the sea, a day spent on the Mono gets better with each passing minute. This year's graphics are enough to make you want to cry — created, computerized and choreographed by the famed Parade Studio in Paris, France.

LA MACHINE

DEEP POWDER FREERIDE

LENGTHS (CM)	178	186
--------------	-----	-----



- LIGHTWEIGHT PAULOWNIA/POPLAR CORE
- FULL CARBON WEAVE
- ELLIPTIC RADIUS SIDECUT
- SURF ZONES
- FULL STRENGTH SIDEWALL
- ANTI-CHIP MICRO CAP
- HIGH RESISTANCE TOPSHEET
- EXTENDED TIP/TAILO ROCKER
- TITANAL BINDING PLATE

148 - 126 - 139
RADIUS: 26m
TIP: 480
CAMBER: -2
TAIL: 300
FLEX: 7/10
WEIGHT: 2200g

NEW

We went deep, very literally, with this project. We interviewed the foremost experts on powder skiing; we filmed athletes ripping the dreamiest snow; we skied lots and lots of the fluffy white stuff ourselves; we analyzed, toiled and tinkered; and after lots of heavy breathing, La Machine was born. La Machine is made to ski the deepest powder, whether it be in the breathtaking Japanese valleys or the remote mountains of western Canada. This ski allows for effortless flotation and intuitive handling, allowing you to go up for another run even when your legs are screaming mercy.



RENTAL/DEMO

PRODIGY 1.0

PARK

PRE-MOUNTED

LENGTHS (CM)	158	164	170	176	181	187
--------------	-----	-----	-----	-----	------------	-----



- POPLAR/ASH CORE
- DIRECTIONAL TWIN
- XL 2.5MM EDGES
- SURF ZONES
- FULL STRENGTH SIDEWALL
- ANTI-CHIP MICRO-CAP
- SCRATCH RESISTANT BRUSHED TOPSHEET

120 - 90 - 112
RADIUS: 18m
TIP: 390
CAMBER: 3
TAIL: 380
FLEX: 7/10
WEIGHT: 3000g

This is our Prodigy 1.0 with a tough as nails topsheet and some premounted beautiful jet-black bindings that work great for demo. Give the people what they want.

PRODIGY 2.0

FREESTYLE ALL-MOUNTAIN

PRE-MOUNTED

LENGTHS (CM)	159	165	171	177	183	189
--------------	-----	-----	-----	-----	------------	-----



- POPLAR CORE
- DIRECTIONAL TWIN
- ELLIPTIC RADIUS SIDECUT
- XL 2.5MM EDGES
- SURF ZONES
- FULL STRENGTH SIDEWALL
- ANTI-CHIP MICRO-CAP
- SCRATCH RESISTANT BRUSHED TOPSHEET

127 - 98 - 119
RADIUS: 20m
TIP: 365
CAMBER: 3
TAIL: 295
FLEX: 7/10
WEIGHT: 3150g

This is our Prodigy 2.0 with a tough as nails topsheet and some premounted beautiful jet-black bindings that work great for demo. Give the people what they want.

Dictator FG 1.0

PISTE

PRE-MOUNTED

LENGTHS (CM)	154	162	170	178	186
--------------	-----	-----	-----	------------	-----



- POPLAR CORE
- ELLIPTIC RADIUS SIDECUT
- FREERIDE FLAT TAIL
- XL 2.5MM EDGES
- DUAL SPAN TITANAL
- SURF ZONES
- FULL STRENGTH SIDEWALL
- ANTI-CHIP TIP AND CAP
- SCRATCH RESISTANT BRUSHED TOPSHEET

120 - 86 - 110
RADIUS: 18m
TIP: 310
CAMBER: 3
TAIL: 180
FLEX: 8/10
WEIGHT: 2900g

If we're going to make a so called "rental ski" then we're going to make the best damn rental ski the market has seen — because premium quality is embedded in everything we produce. Made in Austria. (Yeah, rental skis made in Austria.) Designed by our brainiacs with input from leading retailers. Perfectly balanced for a smooth ride. All at an amazing value. You could say the "FG" stands for "Fiber Glass" or you could say it stands for "F%€!€* Great!"

Dictator FG 2.0

ALL MOUNTAIN

PRE-MOUNTED

LENGTHS (CM)	155	163	171	179	187
--------------	-----	-----	-----	------------	-----



- POPLAR CORE
- ELLIPTIC RADIUS SIDECUT
- FREERIDE FLAT TAIL
- XL 2.5MM EDGES
- DUAL SPAN TITANAL
- SURF ZONES
- FULL STRENGTH SIDEWALL
- ANTI-CHIP TIP AND CAP
- SCRATCH RESISTANT BRUSHED TOPSHEET

127 - 96 - 117
RADIUS: 19m
TIP: 350
CAMBER: 3
TAIL: 210
FLEX: 8/10
WEIGHT: 2950g

If we're going to make a so called "rental ski" then we're going to make the best damn rental ski the market has seen — because premium quality is embedded in everything we produce. Made in Austria. (Yeah, rental skis made in Austria.) Designed by our brainiacs with input from leading retailers. Perfectly balanced for a smooth ride. All at an amazing value. You could say the "FG" stands for "Fiber Glass" or you could say it stands for "F%€!€* Great!"

FACTION SERIES



SIZES 110-135CM

INTERCHANGEABLE FREERIDE BASKETS
(80MM AND 60MM)

ADJUSTABLE STRAP

ERGONOMIC RUBBER GRIP

7075 ALUMINIUM ALLOY

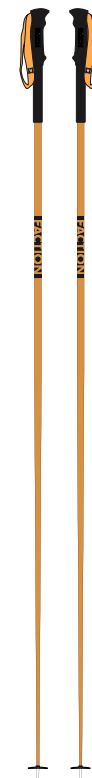
PA ADAPTER CARBIDE TIP



FACTION

Made from lightweight yet durable aluminium, the Faction poles are strong enough to whack your way through that cornice, comfortable enough to punch out on cliff drops and celebrate that stomped landing with a double pole plant. Available in 5 colourways and with extended rubber grips, these sticks are sure to keep you stoked all over the mountain.

COLORWAYS



ORANGE




PINK



BLACK



RED



YELLOW

CT

SERIES



SIZES 100-135CM

6061 ALUMINIUM ALLOY

ADJUSTABLE STRAP

ERGONOMIC RUBBER GRIP

FREESTYLE BASKET (60MM)

STEEL TIP



CANDIDE THOVEX SIGNATURE SERIES

Available in colourways that match our Candide Thovex Signature Series skis, the Candide poles are made to enhance your shred, all over the mountain. Strong, lightweight Aluminium with 2K soft rubber grips and adjustable straps ensure comfort and dependability when your pushing it, whether grabbing tail in the park or tracing that perfect turn through the deep stuff.


COLORWAYS



VIOLET




BLACK



BLUE




GREY



WHITE

AGENT SERIES



SERIES



The Agent Pole is a lightweight, adjustable touring pole perfect for skiers who like to get out on expeditions or who need to change the length of their pole throughout the day. Made from lightweight aluminium, with an extended rubber grip and interchangeable baskets, this pole is the perfect companion for your next expedition.

COLORWAY: BLACK/GREEN

ONE SIZE (110-145CM)

2-PART 7075 ALUMINIUM ALLOY

ADJUSTABLE STRAP

ERGONOMIC RUBBER GRIP

INTERCHANGEABLE FREERIDE BASKETS
(80MM AND 60MM)

PA ADAPTER CARBIDE

054

PRODIGY JR SERIES



PRODIGY

SERIES



The same Aluminium material used in our lightweight, dependable adult models, tailored down with shorter lengths and customised grips for the younger rippers on the hill.

COLORWAY: BLACK

ONE SIZE (80-105CM)

2-PART 7075 ALUMINIUM ALLOY

JR ADJUSTABLE STRAP

JR RUBBER GRIP

FREESTYLE BASKET 60MM

STEEL TIP

055

PREPACKS

ALL PREPACKS COME WITH POLE STAND

FACTION



CANDIDE THOVEX
SIGNATURE SERIES



ORANGE
x4

PINK
x4

BLACK
x10

RED
x6

YELLOW
x6

FACTION PREPACK OF 30



VIOLET
x5

BLACK
x8

BLUE
x6

GREY
x6

WHITE
x5

CT PREPACK OF 30



BINDINGS



WARDEN MNC 11 DEMO

DIN: 3.5-11

NORMS: MNC (MULTI NORM CERTIFIED)
ADULT NORMS

TOE SYSTEM: U-POWER COMPACT TOE

HEIGHT INTERFACE: 26MM

BRAKE: 90MM, 100MM, 115MM

WEIGHT PER PAIR: 2400g

MULTI DIRECTIONAL RELEASE: YES



M11 GW DEMO

DIN: 3.5-11

NORMS: GRIP WALK AND ALPINE

TOE SYSTEM: M-CONCEPT

STEP IN VALUE: 22KG

BRAKE: 90, 100MM

WEIGHT PER PAIR: 2060g

TECHNO: GRIP WALK EASY STEP-IN

SKINS

MADE IN AUSTRIA

AGENT 1.0, 1.0X

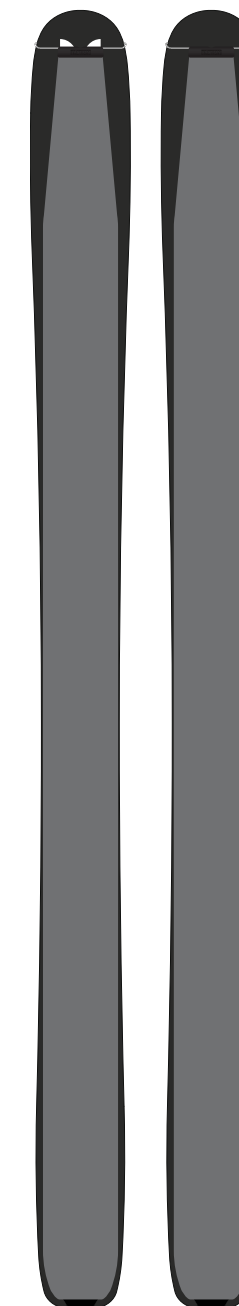
SIZING: 154, 162, 170, 178, 186

FELT MATERIAL: FIBER SEAL VERTICAL

MATERIAL: 70% MOHAIR - 30% NYLON

ADHESIVE: SMART GLUE

CLIP: E-STRAP + K-CLIP



For the “furst” time in a long time, fur-based climbing skins are benefitting from a remarkable tech upgrade: The first waterproof climbing skin enhances the performance of the adhesive layer (fur) and also the climbing layer. Most obvious to users will be the anti-glopping character of the new-and-improved skins (snow sticking against fur). The innovative mechanical fabric is ultra-thin — thereby compact — and has an incredible feel that combines robustness with fine handling.

AGENT 2.0, 2.0X

SIZING: 155, 163, 171, 179, 187

FELT MATERIAL: FIBER SEAL VERTICAL

MATERIAL: 70% MOHAIR - 30% NYLON

ADHESIVE: SMART GLUE

CLIP: E-STRAP + K-CLIP

MULTIFIT 130

SIZING: S 150, M 160, L 170, XL 180

FELT MATERIAL: FIBER SEAL VERTICAL

MATERIAL: 70% MOHAIR - 30% NYLON

ADHESIVE: SMART GLUE

CLIP: E-STRAP + K-CLIP + BUTTERFLY

MENS



M LOGO HOODIE

COLORWAY: BLACK

FCSG20-LHDY-BK

100% ORGANIC COTTON

XS, S, M, L, XL

NEW



M LOGO HOODIE

COLORWAY: GREY CLOUDY

FCSGW21-LGHD-GC

100% ORGANIC COTTON

XS, S, M, L, XL

NEW



M SLEEVELESS HOODIE COLLAB WELLS LAMONT

COLORWAY: CAMEL

FCSGW21-WL5P-CL-ZZZ-4

100% ORGANIC COTTON

XS, S, M, L, XL



M CREW NECK

COLORWAY: BLACK

FCSG20-CREW-BK

100% ORGANIC COTTON

XS, S, M, L, XL

NEW



M LOGO TEE

COLORWAY: GREY CLOUDY

FCSGW21-LGTE-GC

100% ORGANIC COTTON

XS, S, M, L, XL, XXL



M LOGO TEE

COLORWAY: WHITE

FCSG20-LGST-WT

100% ORGANIC COTTON

XS, S, M, L, XL, XXL

NEW



M PRODIGY COLLAB TEE

COLORWAY: BLACK

FCSGW21-PDCT-BK

100% ORGANIC COTTON

XS, S, M, L, XL, XXL

NEW



DIKTATOR TEE

COLORWAY: ORANGE

FCSGW21-DCTT-OG

100% ORGANIC COTTON

XS, S, M, L, XL



M TALL HOODIE

COLORWAY: BLACK

FCSG20-TLHD-BK

100% ORGANIC COTTON

XS, S, M, L, XL



M TALL TEE

COLORWAY: BLACK

FCSG20-LOGT-BK

100% ORGANIC COTTON

XS, S, M, L, XL

NEW



M TEAM BIB

COLORWAY: BLACK

FCSGW21-TCTB-BK

100% POLYESTER MESH

8/10Y (JUNIOR), XXS/XS, S/M, L/XL, XXL/XXXL



M LOGO TEE

COLORWAY: BLACK

FCSGW21-LGTE-GC

100% ORGANIC COTTON

XS, S, M, L, XL, XXL

WOMENS

NEW



W LOGO HOODIE

COLORWAY: BLACK

FCSGW21-WLGH-BK

100% ORGANIC COTTON

XS, S, M, L, XL



W LOGO HOODIE

COLORWAY: GREY CLOUDY

FCSG20-LHDW-GY

100% ORGANIC COTTON

XS, S, M, L, XL



W CREW NECK

COLORWAY: BLACK

FCSG20-CRWW-BK

100% ORGANIC COTTON

XS, S, M, L, XL

NEW



W PRODIGY COLLAB TEE

COLORWAY: WHITE

FCSGW21-WPCT-WT

100% ORGANIC COTTON

XS, S, M, L, XL

WOMENS

NEW



W DICTATOR TEE

COLORWAY: PASTEL GREEN
FCSGW21-WDCT-PG
100% ORGANIC COTTON
XS, S, M, L, XL



W LOGO TEE

COLORWAY: BLACK
FCSG20-LGTW-BK
100% ORGANIC COTTON
XS, S, M, L, XL

NEW



W LOGO TEE

COLORWAY: CLOUDY GREY
FCSGW21-WLGT-GC
100% ORGANIC COTTON
XS, S, M, L, XL



W LOGO TEE

COLORWAY: WHITE
FCSG20-LGTW-WT
100% ORGANIC COTTON
XS, S, M, L, XL

KIDS

NEW



JR LOGO HOODIE

COLORWAY: GREY CLOUDY
FCSGW21-JRLH-BK
100% ORGANIC COTTON
8Y, 10Y, 12Y

NEW



JR LOGO HOODIE

COLORWAY: CLOUDY GREY
FCSGW21-JRLH-GC
100% ORGANIC COTTON
8Y, 10Y, 12Y

NEW



JR LOGO TEE

COLORWAY: BLACK
FCSGW21-JRLT-BK
100% ORGANIC COTTON
8Y, 10Y, 12Y

NEW



JR LOGO TEE

COLORWAY: CLOUDY GREY
FCSGW21-JRLT-GC
100% ORGANIC COTTON
8Y, 10Y, 12Y

UNISEX

NEW



BASIC BEANIE

COLORWAY: YELLOW
FCSGW21-TCBN-YL
100% ARCYLIC
ONE SIZE

NEW



BASIC BEANIE

COLORWAY: ORANGE
FCSGW21-TCBN-OG
100% ARCYLIC
ONE SIZE

NEW



BASIC BEANIE

COLORWAY: RED
FCSGW21-TCBN-RD
100% ARCYLIC
ONE SIZE

NEW



BASIC BEANIE

COLORWAY: BLUE
FCSGW21-TCBN-BL
100% ARCYLIC
ONE SIZE

NEW



POM POM BEANIE

COLORWAY: WHITE/BLACK
FCSGW21-TCPB-WB
100% ARCYLIC
ONE SIZE

NEW



FISHERMAN BEANIE

COLORWAY: BLACK
FCSG20-FSHB-BK
50% MERINO, 50% ACRYLIC
ONE SIZE

NEW



FISHERMAN BEANIE

COLORWAY: GREY CLOUDY
FCSGW21-FSHB-GC
50% MERINO, 50% ACRYLIC
ONE SIZE



ARCH CAP

COLORWAY: BLACK
FCSG20-ARCP-BK
100% ORGANIC COTTON
ONE SIZE

NEW



COLLAB WL 5PANELS CAP

COLORWAY: CAMEL
 FCSGW21-WL5P-CL-ZZZ-4
 60% COTTON 40% POLYESTER
 ONE SIZE



PREMIUM CLASSIC SNAP BACK

COLORWAY: BLACK
 FCSGW21-PCSB-BK
 80% ACRYLIC 20% WOOL
 ONE SIZE



LOGO TRUCKER HAT

COLORWAY: BLACK
 FCSGW21-LGTC-BK
 100% POLYESTER
 ONE SIZE

NEW



HEADBAND

COLORWAY: BLACK/WHITE
 FCSGW21-FCHB-BW
 100% ACRYLIC
 ONE SIZE

NEW



BALACLAVA

COLORWAY: BLACK
 FCSGW21-BALA-BK
 BRUSHED STRETCH JERSEY,
 82% POLYESTER 18% ELASTHANNE
 ONE SIZE

NEW



TFC CUFFBAND

COLORWAY: RED
 FCSGW21-FCCB-RD-ZZZ-1
 100% ACRYLIC
 ONE SIZE

NEW



FACTION SUSPENDERS

COLORWAY: BLACK
 FCSGW21-SUSP-BK
 POLYESTER/ELASTHANNE
 ONE SIZE

NEW



HEADBAND

COLORWAY: ORANGE/BLACK
 FCSGW21-FCHB-OG
 100% ACRYLIC
 ONE SIZE

NEW



TFC HEADBAND

COLORWAY: RED/WHITE
 FCSGW21-FCHB-RD
 100% ORGANIC COTTON
 ONE SIZE

NEW



HOLD UP BALACLAVA

COLORWAY: BLACK
 FCSGW21-HUBC-BK
 BRUSHED STRETCH JERSEY, 82% POLYESTER
 18% ELASTHANNE
 ONE SIZE

NEW



NECKWARMER

COLORWAY: BLACK
 FCSGW21-NEWA-BK
 BRUSHED STRETCH JERSEY, 82% POLYESTER
 18% ELASTHANNE
 ONE SIZE



COLLAB WELLS LAMONT GLOVE

COLORWAY: YELLOW/BLACK
 FCACW21-WLFG-YL
 LEATHER
 S, M, L, XL
 SADDLETAN FULL GRAIN LEATHER PALM
 CO-BRANDED LEATHER KNUCKLE STRAP
 HYDRAHYDE(R) WATER RESISTANT AND BREATHABLE LEATHER
 WATER RESISTANT FABRIC BACK
 KNIT WRIST
 CO-BRANDED REMOVABLE SKI STRAP
 3M THINSULATE™ INSULATION: 100 GRAMS
 FLEECE GLOVE LINER
 EXTRA WEAR PALM PATCH



COLLAB WELLS LAMONT MITTEN

COLORWAY: YELLOW/BLACK
 FCACW21-WLFM-YL
 LEATHER
 S, M, L, XL
 SADDLETAN FULL GRAIN LEATHER PALM
 CO-BRANDED LEATHER KNUCKLE STRAP
 HYDRAHYDE(R) WATER RESISTANT AND BREATHABLE LEATHER
 WATER RESISTANT FABRIC BACK
 KNIT WRIST
 CO-BRANDED REMOVABLE SKI STRAP
 3M THINSULATE™ INSULATION: 100 GRAMS
 FLEECE GLOVE LINER
 EXTRA WEAR PALM PATCH



BANNER

POLYESTER
180 X 90CM
71 X 35IN



DECK CHAIR

CANVAS & WOOD
131 X 55CM
52 X 22IN



DOORMAT

RUBBER
60 X 85CM
24 X 33IN



FLAG

STEEL FRAME & POLYESTER
5M
16FT



KLEAN KANTEEN WATER BOTTLE

BLUE
STEEL - POLY LOOP CAP
27 OZ



KLEAN KANTEEN WATER BOTTLE

GREEN
STEEL - POLY LOOP CAP
27 OZ




WELLS LAMONT COLLAB SKATEBOARD DECK

WOOD
WIDTH 8"



PRODIGY 3.0 SKATEBOARD DECK

WOOD
WIDTH 8"



PRODIGY 0.5 SKATEBOARD DECK

WOOD
WIDTH 7.25"



POLE STAND

CARBOARD
376 X 526 X 1400MM
15 X 21 X 55IN



ROLL UP

BLACK ALUMINIUM - ONE SIDE VISUAL
80 X 200CM
31 X 79IN



SKI STAND

STEEL
40 X 40 X 50CM
16 X 16 X 20IN



SKI STAND

STEEL
120 X 40 X 50CM
47 X 16 X 20IN



UMBRELLA

STEEL FRAME & POLYESTER
2M
7FT



TENT

STEEL FRAME & POLYESTER
3 X 3M
10FT X 10FT

PRODIGY 1.0

LENGTHS (CM)		
158	164	170
176	181	187

120 - 90 - 112
RADIUS: 18m
TIP: 390
CAMBER: 3
TAIL: 380
FLEX: 7/10
WEIGHT: 1785g

PRODIGY 2.0

LENGTHS (CM)		
159	165	171
177	183	189

127 - 98 - 119
RADIUS: 20m
TIP: 365
CAMBER: 3
TAIL: 295
FLEX: 7/10
WEIGHT: 1950g

PRODIGY 3.0

LENGTHS (CM)		
172	178	184
190		

133 - 106 - 125
RADIUS: 20m
TIP: 405
CAMBER: 3
TAIL: 325
FLEX: 7/10
WEIGHT: 2100g

PRODIGY 4.0

LENGTHS (CM)		
179	185	191

140 - 116 - 132
RADIUS: 22m
TIP: 445
CAMBER: 3
TAIL: 355
FLEX: 8/10
WEIGHT: 2200g

CT 1.0

LENGTHS (CM)		
158	165	172
178	183	

122 - 92 - 120
RADIUS: 18m
TIP: 320
CAMBER: 3
TAIL: 285
FLEX: 8/10
WEIGHT: 2150g

CT 2.0

LENGTHS (CM)		
166	173	178
183	188	

131 - 102 - 127
RADIUS: 20m
TIP: 360
CAMBER: 3
TAIL: 325
FLEX: 8/10
WEIGHT: 2200g

CT 3.0

LENGTHS (CM)		
169	178	184
190		

140 - 112 - 134
RADIUS: 21m
TIP: 410
CAMBER: 3
TAIL: 360
FLEX: 7/10
WEIGHT: 1950g

CT 5.0

LENGTHS (CM)		
175	183	190

152 - 122 - 140
RADIUS: 25m
TIP: 420
CAMBER: 0
TAIL: 400
FLEX: 8/10
WEIGHT: 2050g

PRODIGY 1.0X

LENGTHS (CM)		
152	158	164
170		

120 - 90 - 112
RADIUS: 12m
TIP: 330
CAMBER: 3
TAIL: 320
FLEX: 7/10
WEIGHT: 1550g

PRODIGY 2.0X

LENGTHS (CM)		
159	165	171

127 - 98 - 119
RADIUS: 14m
TIP: 330
CAMBER: 3
TAIL: 265
FLEX: 7/10
WEIGHT: 1650g

PRODIGY 3.0X

LENGTHS (CM)		
164	172	178

133 - 106 - 125
RADIUS: 15m
TIP: 370
CAMBER: 3
TAIL: 290
FLEX: 7/10
WEIGHT: 1750g

PRODIGY 0.5

LENGTHS (CM)		
105	115	125
135	145	155

108 - 79 - 100
RADIUS: 11m
TIP: 400
CAMBER: 0
TAIL: 380
FLEX: 6/10
WEIGHT: 1100g

CT 2.0X

LENGTHS (CM)		
166	173	178

131 - 102 - 127
RADIUS: 16m
TIP: 330
CAMBER: 3
TAIL: 295
FLEX: 7/10
WEIGHT: 1950g

CT 3.0X

LENGTHS (CM)		
169	178	

140 - 112 - 134
RADIUS: 17m
TIP: 370
CAMBER: 3
TAIL: 330
FLEX: 7/10
WEIGHT: 1850g

CT 0.5

LENGTHS (CM)		
125	135	145
155		

108 - 79 - 100
RADIUS: 11m
TIP: 390
CAMBER: 0
TAIL: 370
FLEX: 6/10
WEIGHT: 1100g

CT 2.0YTH

LENGTHS (CM)		
145	155	165

126 - 98 - 118
RADIUS: 13m
TIP: 410
CAMBER: 0
TAIL: 390
FLEX: 7/10
WEIGHT: 1350g

PRODIGY 0.5X

LENGTHS (CM)		
125	135	145
155		

108 - 79 - 100
RADIUS: 11m
TIP: 400
CAMBER: 0
TAIL: 380
FLEX: 6/10
WEIGHT: 1100g

PRODIGY 2.0CLLB

LENGTHS (CM)		
171	177	183

127 - 98 - 119
RADIUS: 20m
TIP: 365
CAMBER: 3
TAIL: 295
FLEX: 7/10
WEIGHT: 1950g

PRODIGY 3.0CLLB

LENGTHS (CM)		
172	178	184
190		

133 - 106 - 125
RADIUS: 20m
TIP: 405
CAMBER: 3
TAIL: 325
FLEX: 7/10
WEIGHT: 2100g

dictator 1.0



LENGTHS (CM)		
162	170	178
186		

120 - 86 - 110
RADIUS: 18m
TIP: 310
CAMBER: 4
TAIL: 180
FLEX: 8/10
WEIGHT: 1700g

dictator 2.0



LENGTHS (CM)		
163	171	179
187		

127 - 96 - 117
RADIUS: 19m
TIP: 350
CAMBER: 4
TAIL: 210
FLEX: 8/10
WEIGHT: 1800g


dictator 3.0



LENGTHS (CM)		
164	172	180
188		

134 - 106 - 124
RADIUS: 21m
TIP: 380
CAMBER: 4
TAIL: 230
FLEX: 8/10
WEIGHT: 1950g

dictator 4.0



LENGTHS (CM)		
171	179	185
191		

141 - 116 - 131
RADIUS: 23m
TIP: 430
CAMBER: 2
TAIL: 260
FLEX: 9/10
WEIGHT: 2100g

AGENT 1.0



LENGTHS (CM)		
162	170	178
186		

120 - 86 - 110
RADIUS: 19m
TIP: 310
CAMBER: 4
TAIL: 180
FLEX: 7/10
WEIGHT: 1490g

AGENT 2.0



LENGTHS (CM)		
163	171	179
187		

127 - 98 - 119
RADIUS: 20m
TIP: 350
CAMBER: 4
TAIL: 210
FLEX: 7/10
WEIGHT: 1590g

AGENT 3.0



LENGTHS (CM)		
164	172	180
188		

134 - 106 - 124
RADIUS: 21m
TIP: 380
CAMBER: 4
TAIL: 230
FLEX: 7/10
WEIGHT: 1720g

AGENT 4.0



LENGTHS (CM)		
171	179	185
191		

141 - 116 - 131
RADIUS: 23m
TIP: 430
CAMBER: 2
TAIL: 260
FLEX: 7/10
WEIGHT: 1800g

dictator 1.0X



LENGTHS (CM)		
154	162	170

120 - 86 - 110
RADIUS: 14m
TIP: 280
CAMBER: 4
TAIL: 170
FLEX: 8/10
WEIGHT: 1550g

dictator 2.0X



LENGTHS (CM)		
155	163	171

127 - 96 - 117
RADIUS: 15m
TIP: 320
CAMBER: 4
TAIL: 190
FLEX: 8/10
WEIGHT: 1680g

dictator 3.0X



LENGTHS (CM)		
164	172	

134 - 106 - 124
RADIUS: 16m
TIP: 350
CAMBER: 4
TAIL: 210
FLEX: 8/10
WEIGHT: 1780g

dictator FG1.0



LENGTHS (CM)		
154	162	170
178	186	

120 - 86 - 110
RADIUS: 18m
TIP: 310
CAMBER: 4
TAIL: 180
FLEX: 8/10
WEIGHT: 1700g

AGENT 1.0X



LENGTHS (CM)		
154	162	170

120 - 86 - 110
RADIUS: 15m
TIP: 280
CAMBER: 4
TAIL: 170
FLEX: 7/10
WEIGHT: 1370g

AGENT 2.0X



LENGTHS (CM)		
155	163	171

127 - 96 - 117
RADIUS: 16m
TIP: 320
CAMBER: 4
TAIL: 190
FLEX: 7/10
WEIGHT: 1470g

AGENT 3.0X



LENGTHS (CM)		
164	172	

134 - 106 - 124
RADIUS: 16m
TIP: 350
CAMBER: 4
TAIL: 210
FLEX: 7/10
WEIGHT: 1540g

dictator FG2.0



LENGTHS (CM)		
155	163	171
179	187	

127 - 96 - 117
RADIUS: 19m
TIP: 350
CAMBER: 4
TAIL: 210
FLEX: 8/10
WEIGHT: 1800g

LE MOGUL



LENGTHS (CM)		
140	147	155
163	171	179

100 - 66 - 90
RADIUS: 16m
TIP: 220
CAMBER: 5
TAIL: 130
FLEX: 8/10
WEIGHT: 1500g

LE MONO



LENGTHS (CM)	
182	190

240 - 192 - 199
RADIUS: 26m
TIP: 455
CAMBER: 0
TAIL: 40
FLEX: 8/10
WEIGHT: 3400g

LA MACHINE



LENGTHS (CM)	
178	186

148 - 126 - 139
RADIUS: 26m
TIP: 480
CAMBER: -2
TAIL: 300
FLEX: 7/10
WEIGHT: 2200g

PRODIGY



LA MACHINE



M O G U L



DICTATOR



PRODIGY



DICTATOR




Signature



PRODIGY



FACTION



SERIES/MODEL	LENGTHS (CM)	REFERENCE SIZE (CM)	TURN RADIUS (M)	WIDTH (CM)	TIP (MM)	CAMBER	TAIL (MM)	CAMBERLINE	FLEX	WEIGHT PER SKI (G)	CORE	CONSTRUCTION	SHAPE	SIDECUT	SECONDARY MATERIAL	OTHER	OTHER	OTHER	TOPSHEET
PRODIGY 1.0	158, 164, 170, 176, 181,187	181	18	120 -90-112	390	3	380	TIP AND TAIL ROCKER	7/10	1785	POPLAR/ASH CORE	FULL STRENGTH SIDEWALL	DIRECTIONAL TWIN	—	—	ANTI-CHIP MICRO-CAP	SURF ZONES	XL 2.5MM EDGES	GLOSSY HIGH RESISTANCE TOPSHEET
PRODIGY 2.0	159, 165, 171, 177,183, 189	183	20	127 - 98 - 119	365	3	295	TIP AND TAIL ROCKER	7/10	1950	POPLAR CORE	FULL STRENGTH SIDEWALL	DIRECTIONAL TWIN	ELLIPTICAL RADIUS SIDECUT	—	ANTI-CHIP MICRO-CAP	SURF ZONES	XL 2.5MM EDGES	GLOSSY HIGH RESISTANCE TOPSHEET
PRODIGY 3.0	172, 178, 184, 190	184	20	133 - 106 - 125	405	3	325	TIP AND TAIL ROCKER	7/10	2100	POPLAR CORE	FULL STRENGTH SIDEWALL	DIRECTIONAL TWIN	ELLIPTICAL RADIUS SIDECUT	—	ANTI-CHIP MICRO-CAP	SURF ZONES	XL 2.5MM EDGES	GLOSSY HIGH RESISTANCE TOPSHEET
PRODIGY 4.0	179, 185, 191	185	22	140 - 116 - 132	445	3	355	TIP AND TAIL ROCKER	8/10	2200	POPLAR CORE	FULL STRENGTH SIDEWALL	DIRECTIONAL TWIN	ELLIPTICAL RADIUS SIDECUT	—	ANTI-CHIP MICRO-CAP	SURF ZONES	XL 2.5MM EDGES	GLOSSY HIGH RESISTANCE TOPSHEET
PRODIGY 1.0X	152, 158, 164, 170	164	12	120 - 90 - 112	330	3	320	TIP AND TAIL ROCKER	7/10	1550	POPLAR CORE	FULL STRENGTH SIDEWALL	DIRECTIONAL TWIN	—	—	ANTI-CHIP MICRO-CAP	SURF ZONES	XL 2.5MM EDGES	GLOSSY HIGH RESISTANCE TOPSHEET
PRODIGY 2.0X	159, 165, 171	165	14	127 - 98 - 119	330	3	265	TIP AND TAIL ROCKER	7/10	1650	POPLAR CORE	FULL STRENGTH SIDEWALL	DIRECTIONAL TWIN	ELLIPTICAL RADIUS SIDECUT	—	ANTI-CHIP MICRO-CAP	SURF ZONES	XL 2.5MM EDGES	GLOSSY HIGH RESISTANCE TOPSHEET
PRODIGY 3.0X	164, 172, 178	164	15	133 - 106 - 125	370	0	290	TIP AND TAIL ROCKER, FLAT CAMBER	7/10	1750	POPLAR CORE	FULL STRENGTH SIDEWALL	DIRECTIONAL TWIN	ELLIPTICAL RADIUS SIDECUT	—	ANTI-CHIP MICRO-CAP	SURF ZONES	XL 2.5MM EDGES	GLOSSY HIGH RESISTANCE TOPSHEET
PRODIGY 0.5	105, 115, 125, 135, 145, 155	135	11	108 - 79 - 100	400	0	380	TIP AND TAIL ROCKER, FLAT CAMBER	6/10	1100	POPLAR CORE	FULL STRENGTH SIDEWALL	DIRECTIONAL TWIN	—	—	ANTI-CHIP MICRO-CAP	SURF ZONES	—	—
PRODIGY 0.5X	125, 135, 145, 155	135	11	108 - 79 - 100	400	0	380	TIP AND TAIL ROCKER	6/10	1100	POPLAR CORE	FULL STRENGTH SIDEWALL	DIRECTIONAL TWIN	—	—	ANTI-CHIP MICRO-CAP	SURF ZONES	—	—
PRODIGY 2.0 COLLAB	171, 177, 183	183	20	127 - 98 - 119	365	3	295	TIP AND TAIL ROCKER	7/10	1750	POPLAR CORE	FULL STRENGTH SIDEWALL	DIRECTIONAL TWIN	ELLIPTICAL RADIUS SIDECUT	—	ANTI-CHIP MICRO-CAP	SURF ZONES	XL 2.5MM EDGES	GLOSSY HIGH RESISTANCE TOPSHEET
PRODIGY 3.0 COLLAB	172, 178, 184, 190	184	20	133 - 106 - 125	405	3	325	TIP AND TAIL ROCKER	7/10	2000	POPLAR CORE	FULL STRENGTH SIDEWALL	DIRECTIONAL TWIN	ELLIPTICAL RADIUS SIDECUT	—	ANTI-CHIP MICRO-CAP	SURF ZONES	XL 2.5MM EDGES	GLOSSY HIGH RESISTANCE TOPSHEET
CT 1.0	158, 165, 172, 178, 183	178	18	122 - 92 - 120	320	3	285	TIP AND TAIL ROCKER, TRADITIONAL CAMBER	8/10	1740	POPLAR/ BEECH CORE	FULL STRENGTH SIDEWALL	SYMMETRICAL TRUE TWIN	ELLIPTICAL RADIUS SIDECUT	TITANAL/RUBBER STOMP PAD	ANTI-CHIP MICRO-CAP	CT SIGNATURE FLEX	XL 2.5MM EDGES	MATT HIGH RESISTANCE TOP SHEET
CT 2.0	166, 173, 178, 183, 188	183	20	131 - 102 - 127	360	3	325	TIP AND TAIL ROCKER, TRADITIONAL CAMBER	8/10	1975	POPLAR/ BEECH CORE	FULL STRENGTH SIDEWALL	DIRECTIONAL TRUE TWIN	ELLIPTICAL RADIUS SIDECUT	TITANAL/RUBBER STOMP PAD	ANTI-CHIP MICRO-CAP	CT SIGNATURE FLEX	XL 2.5MM EDGES	MATT HIGH RESISTANCE TOP SHEET
CT 3.0	169, 178, 184, 190	184	21	140 - 112 - 134	410	3	360	TIP AND TAIL ROCKER, SMALL CAMBER	7/10	1900	LIGHTWEIGHT PAULOWNIA/ POPLAR CORE	FULL STRENGTH SIDEWALL	DIRECTIONAL TRUE TWIN	ELLIPTICAL RADIUS SIDECUT	TITANAL BINDING PLATE	ANTI-CHIP MICRO-CAP	CT SIGNATURE FLEX		MATT HIGH RESISTANCE TOP SHEET
CT 5.0	175, 183, 190	183	25	152 - 122 - 140	420	0	400	TIP AND TAIL ROCKER, FLAT CAMBER	8/10	2050	LIGHTWEIGHT PAULOWNIA/ POPLAR CORE	FULL STRENGTH SIDEWALL	DIRECTIONAL TWIN	ELLIPTICAL RADIUS SIDECUT	TITANAL BINDING PLATE	ANTI-CHIP MICRO-CAP	CT SIGNATURE FLEX		MATT HIGH RESISTANCE TOP SHEET
CT 2.0X	166, 173, 178	166	16	131 - 102 - 127	330	3	295	TIP AND TAIL ROCKER, TRADITIONAL CAMBER	7/10	1800	POPLAR/ BEECH CORE	FULL STRENGTH SIDEWALL	SYMMETRICAL TRUE TWIN	ELLIPTICAL RADIUS SIDECUT	TITANAL/RUBBER STOMP PAD	ANTI-CHIP MICRO-CAP	CT SIGNATURE FLEX	XL 2.5MM EDGES	MATT HIGH RESISTANCE TOP SHEET
CT 3.0X	169, 178	178	17	140 - 112 - 134	370	3	330	TIP AND TAIL ROCKER, TRADITIONAL CAMBER	7/10	1850	LIGHTWEIGHT PAULOWNIA/ POPLAR CORE	FULL STRENGTH SIDEWALL	DIRECTIONAL TRUE TWIN	ELLIPTICAL RADIUS SIDECUT	TITANAL BINDING PLATE	ANTI-CHIP MICRO-CAP	CT SIGNATURE FLEX		MATT HIGH RESISTANCE TOP SHEET
CT 0.5	125, 135, 145, 155	135	11	108 - 79 - 100	390	0	370	TIP AND TAIL ROCKER, FLAT CAMBER	6/10	1100	POPLAR CORE	FULL STRENGTH SIDEWALL	DIRECTIONAL TWIN	—	—	ANTI-CHIP MICRO-CAP	CT SIGNATURE FLEX		ANTI-SCRATCH (TEXTURED) TOPSHEET
CT 2.0Y	145, 155, 165	165	13	126 - 98 - 118	410	0	390	TIP AND TAIL ROCKER, FLAT CAMBER	7/10	1350	POPLAR CORE	FULL STRENGTH SIDEWALL	DIRECTIONAL TWIN	—	—	ANTI-CHIP MICRO-CAP	CT SIGNATURE FLEX		ANTI-SCRATCH (TEXTURED) TOPSHEET

