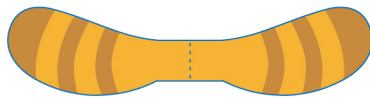


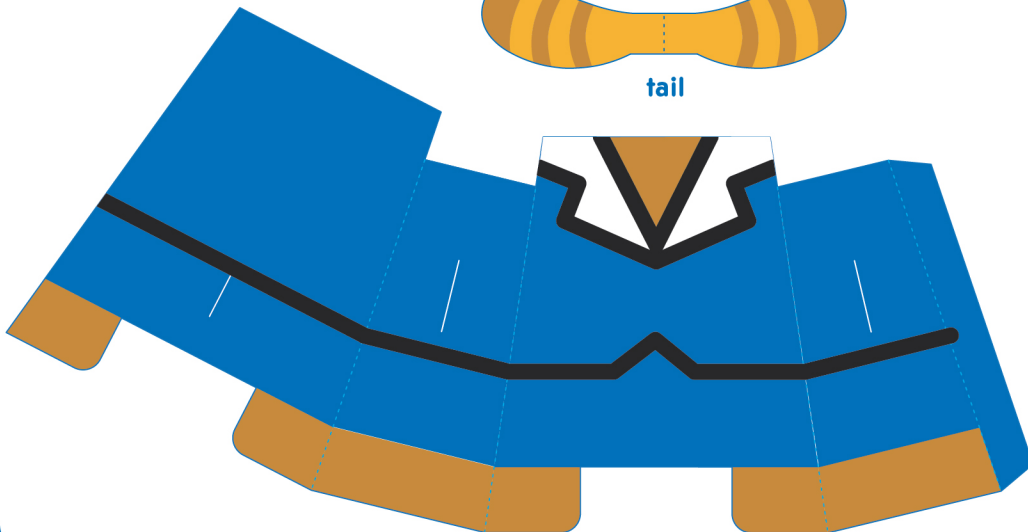


arms



tail



©2015, 2020 SANRIO CO., LTD.

## Aggretsuko™ paper friend

1. Cut out on solid lines.
2. Fold on dashed lines.
3. Fasten arms & tail to themselves using glue or tape.
4. Insert arms & tail into body.
5. Make head starting with back using glue or tape on tabs. Attach face panel last.
6. Attach body to base of head.
7. Cut out and attach your favorite accessory.
8. Enjoy!