

VISION

Porcelain

 ARCHITESSA
an Architectural Ceramics brand







VISION

 ARCHITESSA
an Architectural Ceramics brand















FIELD



Pearl




Dove




Taupe



Moka



Concrete



Dark

AVAILABLE SIZES

	FIELD			MOSAIC	TRIM	
	24x48	24x24	12x24	2x2	3x24 BN	6x12 CB
Concrete	M	M	M*	M*	M	M
Dark		M	M		M	M
Dove	M	M	M*	M*	M	M
Moka		M	M		M	M
Pearl	M	M	M*	M*	M	M
Taupe		M	M*	M*	M	M

M= Matte | *Stock Size

Lead times & product availability subject to change. Please contact an Architessa rep for lead times, samples, and availability.

DESCRIPTION

Inspired by the contemporary nature of resin, VISION porcelain stoneware surfaces for residential and commercial rooms combine a sophisticated and contemporary soul. VISION's surface has a soft, light, and elegant structure, in a range of trendy colors. The shades are a mix of greys and beiges offering many design choices. Here are creativity, passion, and attention to every detail.

INSTALLATION & MAINTENANCE

VISION may be installed using standard porcelain tile installation methods and materials, as recommended by the Tile Council of North America (TCNA). An Architessa sales representative will advise you on general installation questions.

TECHNICAL INFORMATION

TYPE: COLOR BODY PORCELAIN
ORIGIN: USA
EDGE: RECTIFIED
THICKNESS: 9MM
LOOK: CONCRETE
SHADE VARIATION: V2 - SLIGHT VARIATION
SURFACE ABRASION: N/A
TRAFFIC RATING: COMMERCIAL

DCOF: ≥ 0.42
BREAKING STRENGTH: >250
WATER ABSORPTION: <0.5%
STAIN RESISTANCE: YES
FROST RESISTANCE: YES
ENVIRONMENT: GREEN SQUARED CERTIFIED,
EPD, HPD, SDS

CONTACT INFORMATION:

www.architessa.com

1.800.287.1742

For general sales inquiries: sales@architessa.com

For commercial & hospitality sample requests: samples@architessa.com

Headquarters: 1803 Research Blvd. Suite 402 Rockville, MD 20850

