

TOMEI

Glass

 ARCHITESSA

an Architectural Ceramics brand



 LUNADA
BAYTLE



TOMEI PATTERNS



$\frac{1}{2}$ x 1 Mini Brick
(12 mm x 52 mm)



1 x 1 Mosaic
(25 mm x 25 mm)



Falling Water



3 x 6
(73 mm x 148 mm)



Liner ($\frac{1}{2}$ x 5 $\frac{3}{4}$)
(12 mm x 145 mm)



3 x 9
(73 mm x 224 mm)



3 x 12
(73 mm x 298 mm)



Natural

Canvas



Silk



Natural

Cotton



Silk




Natural

Linen



Silk



Natural

Cloth



Silk



Natural

Vellum



Silk



Natural

Basket



Silk




Natural

Wheat



Silk



Natural

Safari



Silk




Natural



Silk

Stratus




Natural



Silk

Horizon



Natural



Silk

Vapor



Natural



Silk

Pumice



Natural



Silk

Petra



Natural



Silk

Loft



Natural



Silk

Ascot Mint



Natural



Silk

Mink




Natural

Platinum Green



Silk




Natural

Evergreen



Silk




Natural

Silver Green



Silk




Natural

Woodland Green



Silk



Natural

Haze



Silk




Natural

Wedgewood Blue



Silk




Natural

Sherborne Grey



Silk



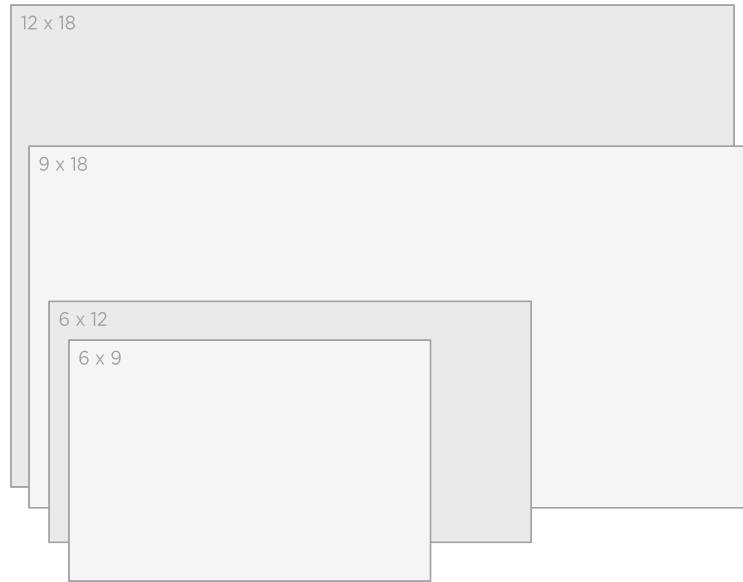
Natural

Woolstone



Silk

TOMEI MODULES PATTERNS



6 x 9



6 x 12



9 x 18



12 x 18



Veil Natural



Veil Silk



Frost Green Natural



Frost Green Silk



Husk Natural



Husk Silk



Veil Natural



Veil Silk



Frost Green Natural



Frost Green Silk



Husk Natural



Husk Silk



Parchment Natural



Parchment Silk




Sand Dollar Natural



Sand Dollar Silk




Ecru Natural



Ecru Silk



Pelican Natural



Pelican Silk

PROUD PARTNER OF:



CONTACT INFORMATION:

www.architessa.com

1.800.287.1742

For general sales inquiries: sales@architessa.com

For commercial & hospitality sample requests: samples@architessa.com

Headquarters: 1803 Research Blvd. Suite 402 Rockville, MD 20850