

TERRAZZO

Porcelain



ARCHITESSA

an Architectural Ceramics brand



TERRAZZO PANEL



ARCHITESSA

an Architectural Ceramics brand

Porcelain



FIELD



24x48 BIANCO



24x48 TORTORA




24x48 GESSO



24x48 BLU



24x48 GRIGIO



24x48 NERO

TERRAZZO PANEL



TERRAZZO PANEL



TERRAZZO PANEL



TERRAZZO CHROME

Porcelain



ARCHITESSA

an Architectural Ceramics brand




FIELD




24x24 WHITE




24x24 LIGHT GREY



24x24 DARK GREY



24x24 BLACK



22.8x22.8 DECO MIX

TERRAZZO CHROME



TERRAZZO CHROME



TERRAZZO CHROME



TERRAZZO CHROME



TERRAZZO CHROME





TERRAZZO CHROME

 ARCHITESSA
an Architectural Ceramics brand



TERRAZZO CHROME

 ARCHITESSA
an Architectural Ceramics brand



TERRAZZO PANEL

AVAILABLE SIZES

	FIELD
	24x48
Bianco	M
Tortora	M
Gesso	M
Blu	M
Grigio	M
Nero	M

M=Matte

TERRAZZO CHROME

AVAILABLE SIZES

	FIELD	DECO
	24x24	22.8x22.8
White	M, P	
Light Grey	M, P	
Dark Grey	M, P	
Black	M, P	
Deco Mix		P

M=Matte, P=Polished

Lead times for specialty & non-stocked items varies depending on product ordered, quantity, and destination. Please contact Architessa to determine the lead time to order samples and material.

DESCRIPTION

The TERRAZZO collection evokes the details, colours and varied patterning that have made terrazzo floors unique. An assortment of colors and aggregate styles combined with multiple finishes and formats makes this collection a true form of art.

INSTALLATION & MAINTENANCE

TERRAZZO may be installed using standard ceramic tile installation methods and materials, as recommended by the Tile Council of North America (TCNA). An Architessa sales representative will advise you on general installation questions.

TECHNICAL INFORMATION

TYPE: CHROME & PANEL - COLOR BODY PORCELAIN,
MOD - UNGLAZED PORCELAIN
ORIGIN: PANEL-ITALY, CHROME & MOD-CHINA
EDGE: RECTIFIED
THICKNESS: 3/8"
LOOK: TERRAZZO
SHADE VARIATION: 2 - SLIGHT (CHROME)
ABRASION: N.A
TRAFFIC RATING: HEAVY COMMERCIAL & RESIDENTIAL

DCOF: MATTE ONLY > 0.42
BREAKING STRENGTH: CONFORMS TO ISO 10545-4
WATER ABSORPTION: YES
STAIN RESISTANCE: YES
FROST RESISTANCE: YES
ENVIRONMENT:

- PANEL - 15%-20% POST CONSUMER FOR ALL COLORS
- CHROME - PRE CONSUMER 10%
- FLORENCE - N/A

CONTACT INFORMATION:

www.architessa.com

1.800.287.1742

For general sales inquiries: sales@architessa.com

For commercial & hospitality sample requests: samples@architessa.com

Headquarters: 1803 Research Blvd. Suite 402 Rockville, MD 20850