





SLASH Honey 5x5



SLASH Fern 5x10



SLASH Berry 5x10



SLASH Indigo 5x10



SLASH Coral 5x10
DECADE Coral 5x5



SLASH Greige 5x10
DECADE Greige 2.5x5 Belt



SLASH White 5x10

CERAMIC



White

Matte




Sand

Matte



Grey

Matte




Blush

Matte




Berry

Matte



Sage

Matte



Teal

Matte

CERAMIC




Deep White

Glossy




Greige

Glossy



Coral

Glossy




Fern

Glossy



Royal Green

Glossy



Peacock Blue

Glossy



Mineral Grey

Glossy



Ebony

Glossy

PORCELAIN



White



Biscuit



Tan



Honey




Turques



Teal

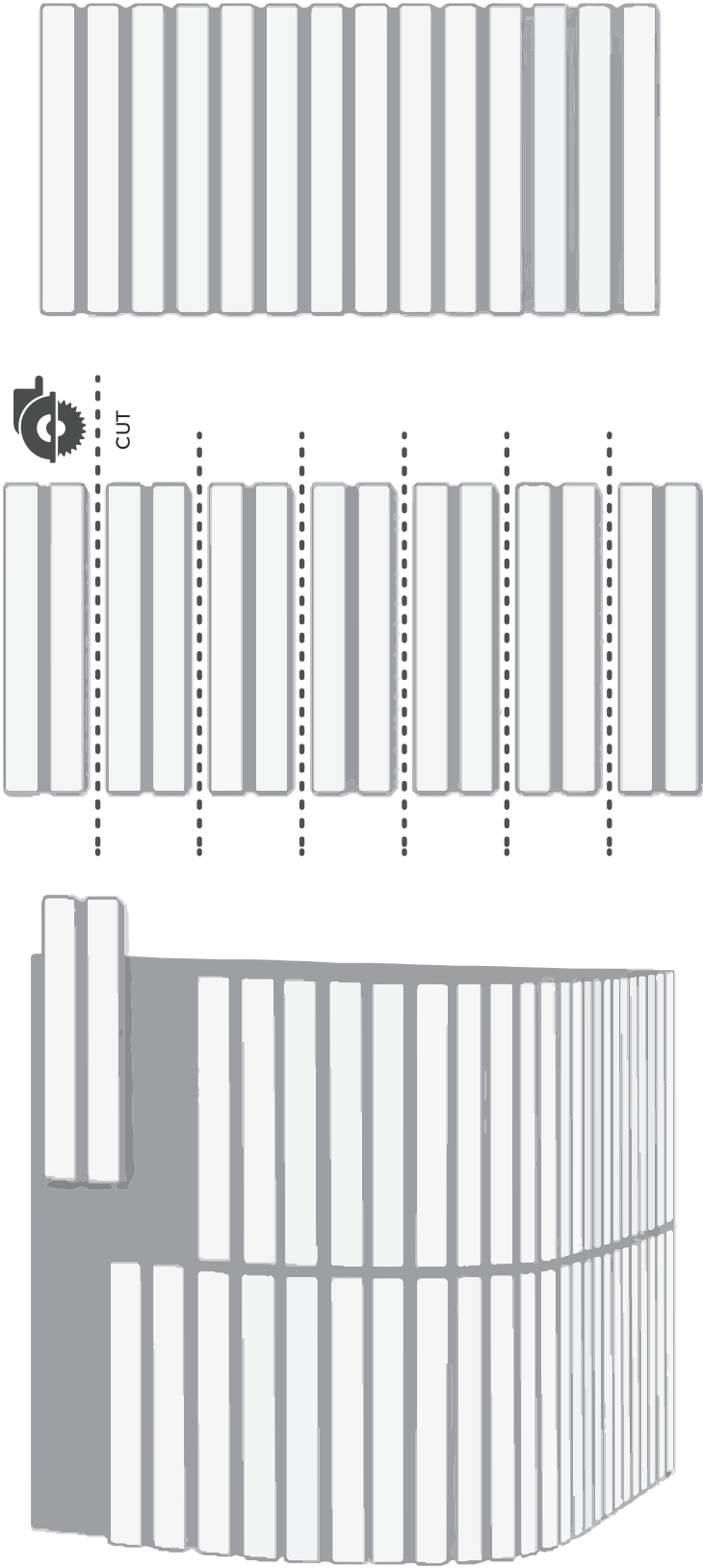


Olive



Indigo

HOW TO CREATE ROUNDED CORNERS



AVAILABLE SIZES

| | FIELD | |
|--------------|-----------------|----------------------|
| | 5x10 Ceramic | 4.6x4.6 Porcelain |
| Berry | M | |
| Biscuit | | M |
| Blush | M | |
| Coral | M | |
| Deep White | M | |
| Ebony | M | |
| Fern | M | |
| Greige | M | |
| Grey | M | |
| Honey | | G |
| Indigo | | G |
| Mineral Grey | G | |
| Olive | | G |
| Peacock Blue | G | |
| Royal Green | G | |
| Sage | M | |
| Sand | M | |
| Tan | | M |
| Teal | M | G |
| Turques | | G |
| White | M | G |

M= Matte, G= Glossy

Lead times & product availability subject to change. Please contact an Architessa rep for lead times, samples, and availability.

DESCRIPTION

SLASH is a chic collection of linear tile available in 23 different colors. Linear deco tiles are excellent at creating intricate designs and adding depth and texture to rooms. SLASH is a love letter to some of our other collections, offering matching colors for MERIBA, DECADE, PEMBROOKE, and TAZA. This tile is available in a 5x10 = Ceramic, 4.6x4.6 = Porcelain.

INSTALLATION & MAINTENANCE

SLASH may be installed using standard ceramic tile installation methods and materials, as recommended by the Tile Council of North America (TCNA). An Architessa sales representative will advise you on general installation questions.

TECHNICAL INFORMATION

TYPE: CERAMIC (4.6X4.6), GLAZED PORCELAIN (5X10)
ORIGIN: SPAIN
EDGE: PRESSED
THICKNESS: 8.5MM
LOOK: DIRECTIONAL
SHADE VARIATION: V1 - UNIFORM VARIATION
SURFACE ABRASION: N/A
TRAFFIC RATING: WALL ONLY

DCOF: N/A
BREAKING STRENGTH: 32 N/MM² (PORCELAIN),
15 N/MM² (CERAMIC)
WATER ABSORPTION: ≤0.5%, >10% (5X10)
STAIN RESISTANCE: YES
FROST RESISTANCE: YES (4.6X4.6), NO (5X10)
ENVIRONMENT: 62% RECYCLED CONTENT, EPD, LBC
RED LIST FREE

CONTACT INFORMATION:

www.architessa.com

1.800.287.1742

For general sales inquiries: sales@architessa.com

For commercial & hospitality sample requests: samples@architessa.com

Headquarters: 1803 Research Blvd. Suite 402 Rockville, MD 20850