

SHINJU MIRAI

Ceramic



ARCHITESSA

an Architectural Ceramics brand




LUNADA
BAYTILE



LUNADA
BAYTILE

SHINJU
MIRAI


SHINJU MIRAI PATTERNS




Elon Hex Smooth
(3 1/2 x 9 1/2)




Elon Hex Reef
(3 1/2 x 9 1/2)
Textured surface of ocean reefs.
Equal blend of smooth and textured surfaces.




Serene
(3 1/2 x 9 1/2)
The subtle ripple of tranquil waters.




Zen Garden
(3 1/2 x 9 1/2)
The calm essence of meditative gardens.



Pianola
(3 1/2 x 9 1/2)
Musical patterns of a timeless melody.



Paper
(3 1/2 x 9 1/2)
Dynamic topography, energizing waves or crinkled paper.



Tent
(3 1/2 x 9 1/2)
Minimalist beauty and architectural appeal.



Kumamoto



Kushi




Moonstone

Glaze color may show shade variation between batches. Visit LunadaBayTile.com for more images.




Pacific

Glaze contains multiple color variations between pieces. Visit LunadaBayTile.com for more images.



Olympia

Glaze contains multiple color variations between pieces. Visit LunadaBayTile.com for more images.



Shinju Mirai [Shin jū Mee-ri]

From natural ocean treasures to meditative and mesmerizing environments — Lunada Bay Tile expands the Shinju glazed ceramic tile collection with Shinju Mirai. Serene and sophisticated textures transform light, influence scale and create resonance. The Mirai patterns are available in all five lustrous Shinju glazes and can be mixed for a modern effect or used singly for a refined mood.



PROUD PARTNER OF:



CONTACT INFORMATION:

www.architessa.com

1.800.287.1742

For general sales inquiries: sales@architessa.com

For commercial & hospitality sample requests: samples@architessa.com

Headquarters: 1803 Research Blvd. Suite 402 Rockville, MD 20850