

RIVEL
Ceramic


 **ARCHITESSA**
an Architectural Ceramics brand




COLORS




2.83 X 8.752 WHITE
(Trend Linear)



2.83 X 8.752 TITANI (WHITE)
(Trend Linear)




2.83 X 8.752 SKY (LIGHT BLUE)
(Trend Linear)




2.83 X 8.752 TURQUESA (GREY BLUE)
(Trend Linear)




2.83 X 8.752 IVORY
(Trend Linear)



2.83 X 8.752 COBALTO
(Trend Linear)



2.83 X 8.752 STORM (LIGHT GREY)
(Trend Linear)



2.83 X 8.752 VERMIL (RED)
(Trend Linear)

RIVEL

ARCHITESSA
an Architectural Ceramics brand



RIVEL

ARCHITESSA
an Architectural Ceramics brand







AVAILABLE SIZES

AVAILABLE SIZES	WALL
	2.83x8.75
White	G
Sky (Light Blue	G
Ivory	G
Storm (Light Grey)	G
Titani (White)	G
Turquesa (Grey Blue)	G
Cobalto	G
Vermil (Red)	G

G=Glossy

Lead times for specialty & non-stocked items varies depending on product ordered, quantity, and destination. Please contact ACI to determine the lead time to order samples and material.

DESCRIPTION

Rivel is a beautiful wall tile with lots of color and texture.

INSTALLATION & MAINTENANCE

Rivel may be installed using standard ceramic tile installation methods and materials, as recommended by the Tile Council of North America (TCNA). A representative will advise you on general installation questions.

TECHNICAL INFORMATION

ORIGIN: SPAIN
AVAILABLE FINISHES: TEXTURED
TYPE: GLAZED CERAMIC
EDGE: NOT RECTIFIED
LOOK: 3D
APPLICATION: INTERIOR WALL
USE: COMMERCIAL & RESIDENTIAL

COLOR VARIATION: V2 - SLIGHT VARIATION
THICKNESS: N/A
PORCELAIN ENAMEL INSTITUTE SCALE: N/A
DYNAMIC COEFFICIENT OF FRICTION: N/A
BREAKING STRENGTH: N/A
WATER ABSORPTION: >.5%
STAIN RESISTANCE: YES
FROST RESISTANCE: NO
ENVIRONMENT: N/A

CONTACT INFORMATION:

www.architessa.com

1.800.287.1742

For general sales inquiries: sales@architessa.com

For commercial & hospitality sample requests: samples@architessa.com

Headquarters: 1803 Research Blvd. Suite 402 Rockville, MD 20850