

RENEWED ROCK

Porcelain



ARCHITESSA





RENEWED ROCK Fossil 1x3 Vein-Cut,
RENEWED ROCK Jute 24x48, 48x110 Cross-Cut



RENEWED ROCK Fossil 48x110 Vein-Cut
RENEWED ROCK Fog 24x48 Cross-Cut



RENEWED ROCK Mist 48x110 Vein-Cut
RENEWED ROCK Fossil 24x48 Cross-Cut, Vein-Cut

CROSS-CUT



Fog



Jute



Mist



Fossil



Pumice

CROSS-CUT DECO



Fog
Chevron Deco Slab



Fog
Flute Deco Slab

CROSS-CUT DECO



Mist
Chevron Deco Slab



Mist
Flute Deco Slab

VEIN-CUT



Fog




Jute



Mist



Fossil



Pumice

MOSAIC



Fog 2x2 Mosaic
Cross-cut




Jute 2x2 Mosaic
Cross-cut



Mist 2x2 Mosaic
Cross-cut



Fossil 2x2 Mosaic
Cross-cut



Pumice 2x2 Mosaic
Cross-cut



Fog 1x3 Mosaic
Cross-cut




Jute 1x3 Mosaic
Cross-cut



Mist 1x3 Mosaic
Cross-cut



Fossil 1x3 Mosaic
Cross-cut



Pumice 1x3 Mosaic
Cross-cut

AVAILABLE SIZES

	CROSS-CUT							
	SLAB			FIELD			MOSAIC	TRIM
	48x110 6MM	48x110 6MM - Flute	48x110 6MM - Chevron	48x48 8MM	24x48 8MM	12x24 8MM	2x2 8MM	3x12 BN 8MM
Fog	M	M	M	M	M	M	M	M
Fossil	M			M	M	M	M	M
Jute	M	M	M	M	M	M	M	M
Mist	M			M	M	M	M	M
Pumice	M			M	M	M	M	M

	VEIN-CUT					
	SLAB	FIELD			MOSAIC	TRIM
	48x110 6MM	48x48 8MM	24x48 8MM	12x24 8MM	1x3 8MM	3x12 BN 8MM
Fog	M	M	M	M	M	M
Fossil	M	M	M	M	M	M
Jute	M	M	M	M	M	M
Mist	M	M	M	M	M	M
Pumice	M	M	M	M	M	M

M= Matte

Lead times & product availability subject to change. Please contact an Architessa rep for lead times, samples, and availability.

DESCRIPTION

Elevate your space with RENEWED ROCK, where sustainability meets luxury. This exquisite range of porcelain tiles offers a carbon-neutral choice, reflecting a commitment to environmental responsibility. These travertine-look tiles are carbon-neutral, contributing significantly to environmental conservation. Choose from cross-cut, highlighting cloud-like patterns, or vein-cut finishes, showcasing natural veining for a touch of elegance.

INSTALLATION & MAINTENANCE

RENEWED ROCK may be installed using standard porcelain installation methods and materials, as recommended by the Tile Council of North America (TCNA). An Architessa sales representative will advise you on general installation questions.

TECHNICAL INFORMATION

TYPE: COLOR BODY PORCELAIN

ORIGIN: USA

EDGE: RECTIFIED

THICKNESS: 8MM, 6MM (48x110 SLAB)

LOOK: DIRECTIONAL, STONE, TEXTURED

SHADE VARIATION: V3 - MODERATE VARIATION

SURFACE ABRASION: N/A

TRAFFIC RATING: COMMERCIAL, RESIDENTIAL

DCOF: ≥ 0.42

BREAKING STRENGTH: $\geq 300\text{LBF}$

WATER ABSORPTION: $\leq 0.4\%$

STAIN RESISTANCE: YES

FROST RESISTANCE: YES

ENVIRONMENT: 3% POST-CONSUMER RECYCLED CONTENT, UP TO 45% PRE-CONSUMER RECYCLED CONTENT, GREEN SQUARED CERTIFIED, GREENGUARD GOLD CERTIFIED, LBC RED LIST FREE, DECLARE, EPD, HPD, SDS

CONTACT INFORMATION:

www.architessa.com

1.800.287.1742

For general sales inquiries: sales@architessa.com

For commercial & hospitality sample requests: samples@architessa.com

Headquarters: 1803 Research Blvd. Suite 402 Rockville, MD 20850

