



# PLINTH

Ceramic

 ARCHITESSA  
an Architectural Ceramics brand





## TECH DATA

Finish	Freeze Resistant	Shade Variation	Color Body	Water Absorption	Stain Resistant	DCOF AcuTest	Chemical Resistant	Breaking Strength	Abrasion Resistance
NAT	N/A	V1	N/A	≤3%	Class A	≥0.42	Class A	≥250lbf	III

## PACKING INFO

Product Size Inches	Actual Size	THICKNESS MM	LBS/ CARTON	PCS/ CARTON	SF/ CARTON	SF/ PALLET	LBS/ PALLET	CARTON/ PALLET
3/5x14	0.59x14.65	14.7	7.56	30	1.78	7.20	535.72	64
3x14	3.61x14.65	8	27.56	20	7.32	614.88	2,365.56	84
1/2x3 Mosaic 1x6 Mosaic 1x4 Mosaic	11.67x11.67	8	34	10	9.36	338	1,274.71	36

For reference only.

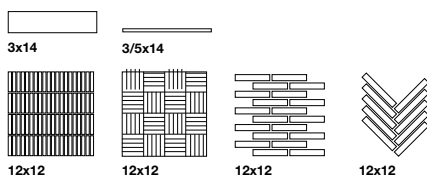
## AREAS OF USAGE

Recommended use: Wall and residential floor.

## GROUT JOINT

The recommended grout joint:  
1/8 RECT    3/16 BOLD

## FORMATS



12x12

12x12

12x12

12x12