

PELHAM BAY

Porcelain



ARCHITESSA

an Architectural Ceramics brand



Sea Shell



12x24 NAT BOLD
#79068ET

Sea Shell 2x2 Mosaic Square



12x12 NAT TEL
#79097ET

Sea Shell 1x4 Mosaic Herringbone




12x14 NAT TEL
#79101ET

Beach



12x24 NAT BOLD
#79067ET

Beach 2x2 Mosaic Square




12x12 NAT TEL
#79096ET

Beach 1x4 Mosaic Herringbone




12x14 NAT TEL
#79100ET

Sky



12x24 NAT BOLD
#79069ET

Sky 2x2 Mosaic Square



12x12 NAT TEL
#79098ET

Sky 1x4 Mosaic Herringbone




12x14 NAT TEL
#79102ET

Ocean



12x24 NAT BOLD
#79070ET

Ocean 2x2 Mosaic Square



12x12 NAT TEL
#79099ET

Ocean 1x4 Mosaic Herringbone



12x14 NAT TEL
#79103ET

Blend 1x4 Mosaic Herringbone



12x14 NAT TEL
#79104ET











Beach

PACKING INFO

Product Size Inches	THICKNESS MM	LBS/ CARTON	PCS/ CARTON	SF/ CARTON	SF/ PALLET	LBS/ PALLET	CARTON/ PALLET
12x24	8	57.23	8	15.5	620	2,339	40
2x2 Mosaic	8	35	10	9.56	343.98	1,310	36
Mosaic Herringbone	8	23	7	6.44	231.84	878	36

TECH DATA

							
Freeze Resistant	Shade Variation	Color Body	Water Absorption	Stain Resistant	DCOF AcuTest	Chemical Resistant	Mohs Hardness
Resistant	V2	√	≤ 0.5%	Resistant	≥ 0.42	Resistant	7

USAGE INFORMATION


- > Suitable for commercial and residential wall and flooring.
- > Suitable for all interior applications.
- > Suitable for all exterior wall applications.

Application	Residential	Commercial	Industrial
Floors	√	√	
Wall & Backsplash	√	√	√
Counters	√		

FORMATS



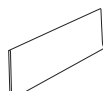
12x24



12x12



12x14



6x12 COVE BASE



3x12 BULLNOSE