

# EDGEWORTH

Ceramic

 ARCHITESSA



EDGEWORTH



EDGEWORTH Grey, Station Deco Grey 4x16

# EDGEWORTH



EDGEWORTH 4x16 Navy

# EDGEWORTH



EDGEWORTH Putty 4x16

# EDGEWORTH




EDGEWORTH Putty, White 4x16

# EDGEWORTH

## WALL

---




White




Grey



Putty



Navy



Black

# EDGEWORTH

## DECO

---



White Station Deco



Grey Station Deco



Putty Station Deco



Navy Station Deco



Black Station Deco

# EDGEWORTH

## AVAILABLE SIZES

	WALL	DECO	TRIM
	4x16	4x16	8x.25 Liner
Black	G, M	G, M	G, M
Grey	G, M	G, M	G, M
Navy	G, M	G, M	G, M
Putty	G, M	G, M	G, M
White	G, M	G, M	G, M

G= Glossy, M= Matte

Lead times & product availability subject to change. Please contact an Architessa rep for lead times, samples, and availability.

## DESCRIPTION

Introducing the EDGEWORTH Ceramic Collection, a stunning testament to the cosmopolitan allure of central London. These exquisite tiles draw inspiration from the iconic glazed roofs and intricate iron arches that define London's bustling train stations, seamlessly melding traditional charm with a touch of modern elegance.

Available in a refined color palette, these glazed ceramic tiles will effortlessly elevate any space. With options in white, putty, grey, navy, and black, you can choose the perfect shade to complement your interior design vision. The EDGEWORTH collection offers versatility with two distinctive tile styles: the classic subway tile and the captivating 3D deco tile, featuring intricate imprinted designs that add depth and character to your walls.

Choose your preferred finish – matte or glossy – to suit your aesthetic preferences, and enjoy the timeless appeal of these 4x16 tiles.

## INSTALLATION & MAINTENANCE

EDGEWORTH may be installed using standard ceramic installation methods and materials, as recommended by the Tile Council of North America (TCNA). An Architessa sales representative will advise you on general installation questions.

## TECHNICAL INFORMATION

TYPE: CERAMIC  
ORIGIN: BRAZIL  
EDGE: PRESSED  
THICKNESS: 7.4MM  
LOOK: 3D  
SHADE VARIATION: 2 - SLIGHT VARIATION  
SURFACE ABRASION: N/A  
TRAFFIC RATING: WALL ONLY

DCOF: N/A  
BREAKING STRENGTH: N/A  
WATER ABSORPTION:  $\geq 10\%$   
STAIN RESISTANCE: YES  
FROST RESISTANCE: NO  
ENVIRONMENT: EPD;SDS

## CONTACT INFORMATION:

[www.architessa.com](http://www.architessa.com)

1.800.287.1742

For general sales inquiries: [sales@architessa.com](mailto:sales@architessa.com)

For commercial & hospitality sample requests: [samples@architessa.com](mailto:samples@architessa.com)

Headquarters: 1803 Research Blvd. Suite 402 Rockville, MD 20850