

# DIESEL CAMP ARMY

Ceramic



# ARCHITESSA


an Architectural Ceramics brand



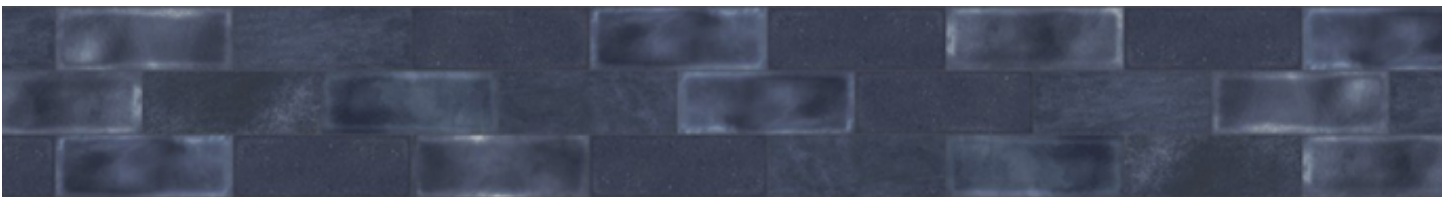
## WALL TILE




WHITE - Random installation of 4x12 Canvas, Glaze, & Rock




GREEN - Random installation of 4x12 Canvas, Glaze, & Rock



BLUE - Random installation of 4x12 Canvas, Glaze, & Rock




GREY - Random installation of 4x12 Canvas, Glaze, & Rock



BLACK - Random installation of 4x12 Canvas, Glaze, & Rock

## CAMP ARMY WALL


---




4x12 White Canvas\*



4x12 White Glaze\*




4x12 White Rock\*



4x12 Green Canvas



4x12 Green Glaze




4x12 Green Rock



4x12 Blue Canvas\*



4x12 Blue Glaze\*



4x12 Blue Rock\*



4x12 Grey Canvas\*




4x12 Grey Glaze\*



4x12 Grey Rock\*




4x12 Black Canvas



4x12 Black Rock

## CAMP ARMY MOSAICS

---




1x1 Mosaic Natural



2x2 R11



1x12 Mosaic Natural



1x1 Mosaic Natural



2x2 R11



1x12 Mosaic Natural



1x1 Mosaic Natural



2x2 R11



1x12 Mosaic Natural

# DIESEL CAMP ARMY



# DIESEL CAMP ARMY



# DIESEL CAMP ARMY



# DIESEL CAMP ARMY

 ARCHITESSA  
an Architectural Ceramics brand



# DIESEL CAMP ARMY





# DIESEL CAMP ARMY



# DIESEL CAMP ARMY

 ARCHITESSA  
an Architectural Ceramics brand







## SIZE CHART & ALIAS LISTING

4x12		1x1 Mosaic	2x2 Mosaic	1x12 Mosaic	3.5x24 Bullnose	6x24 Copribordo	12x24 Gradino Jolly	COLOR & FINISH	
<b>CAMP ARMY WALL</b>	<b>754907*</b>	WHITE CANVAS	<i>868659</i>	<i>868662</i>	<i>862419</i>		<i>867912</i>	<b>WHITE CANVAS NATURAL</b>	
	<b>754912*</b>	WHITE GLAZE			<i>862422</i>			<b>WHITE CANVAS LAPPATO</b>	
	<b>754917*</b>	WHITE ROCK		<i>868664</i>		<i>728908</i>		<b>WHITE CANVAS R11</b>	
	<i>754911</i>	GREEN CANVAS	<i>868656</i>	<i>868661</i>	<i>862421</i>		<i>867911</i>	<b>GREEN CANVAS NATURAL</b>	
	<i>754916</i>	GREEN GLAZE			<i>862424</i>			<b>GREEN CANVAS LAPPATO</b>	
	<i>754921</i>	GREEN ROCK		<i>868666</i>		<i>728911</i>		<b>GREEN CANVAS R11</b>	
	<b>754909*</b>	BLUE CANVAS	NOT AVAILABLE IN BLUE CANVAS					<b>BLUE</b>	
	<b>754914*</b>	BLUE GLAZE							
	<b>754919*</b>	BLUE ROCK							
	<b>754908*</b>	GREY CANVAS	<i>868658</i>		<i>868663</i>	<i>862418</i>		<i>867913</i>	<b>GREY CANVAS NATURAL</b>
	<b>754913*</b>	GREY GLAZE				<i>862423</i>			<b>GREY CANVAS LAPPATO</b>
	<b>754918*</b>	GREY ROCK		<i>868665</i>			<i>728909</i>		<b>GREY CANVAS R11</b>
	<i>754910</i>	BLACK CANVAS	<i>868657</i>		<i>868660</i>	<i>862420</i>		<i>867910</i>	<b>BLACK CANVAS NATURAL</b>
	<i>754915</i>	BLACK GLAZE				<i>862425</i>			<b>BLACK CANVAS LAPPATO</b>
	<i>754920</i>	BLACK ROCK		<i>868667</i>			<i>728910</i>		<b>BLACK CANVAS R11</b>

**\*Stocked**

*Italicized items are special order from Italy with extended lead times. Please consult a sales rep for sample & product availability.*

Lead times for specialty & non-stocked items varies depending on product ordered, quantity, and destination. Please contact to determine the lead time to order samples and material.



12x24 Gradino Elle Jolly



6x24 Copribordo



3.5x24 Bullnose Battiscopa

## DESCRIPTION

Structured, corroded, dented, dulled metal - the Boss finish is very distinctive, recalling the anti-slip finishes of stage construction materials and the flight cases used to transport musical instruments, and is for use with a revolutionary new style.

## INSTALLATION & MAINTENANCE

DIESEL CAMP may be installed using standard ceramic installation methods and materials, as recommended by the Tile Council of North America (TCNA). An Architessa sales representative will advise you on general installation questions. The manufacturer of this product recommends a 2mm grout joint.

## TECHNICAL INFORMATION

TYPE: CERAMIC  
ORIGIN: ITALY  
EDGE: RECTIFIED (FLOOR), PRESSED (WALL)  
THICKNESS: 9MM  
LOOK: FABRIC  
SHADE VARIATION: V2 - SLIGHT VARIATION SURFACE  
ABRASION: 4 (FLOOR)  
TRAFFIC RATING: HEAVY COMMERCIAL & RESIDENTIAL

DCOF:  $\geq$ .50 (NATURAL FINISH)  
BREAKING STRENGTH: >400 lbs FLOOR, >125 lbs WALL  
WATER ABSORPTION: <0.1% FLOOR, 16% WALL  
STAIN RESISTANCE: YES  
FROST RESISTANCE: YES (FLOOR), NO (WALL)  
ENVIRONMENT: >40% PRE-CONSUMER RECYCLED  
CONTENT. 6% POST CONSUMER (PORCELAIN ONLY),  
EPD

## CONTACT INFORMATION:

[www.architessa.com](http://www.architessa.com)

1.800.287.1742

For general sales inquiries: [sales@architessa.com](mailto:sales@architessa.com)

For commercial & hospitality sample requests: [samples@architessa.com](mailto:samples@architessa.com)

Headquarters: 1803 Research Blvd. Suite 402 Rockville, MD 20850