

ALTO
Ceramic

 **ARCHITESSA**



ALTO



ALTO Pin 3x10 Glossy, Vert 3x10 Glossy

ALTO



ALTO Linge Brut 3x10

ALTO



ALTO Marin 3x10, Lingne Sauge, Lingne Pin 3x10

ALTO



ALTO Magenta 3x10, Ligne Magenta 3x10

ALTO

COLORS



Blanc



Brut



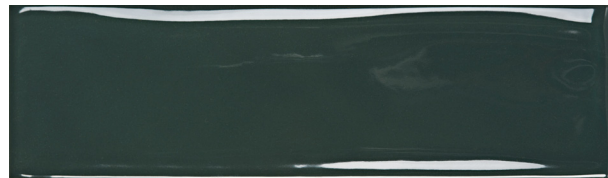
Magenta



Sauge



Vert



Pin



Fumee



Gris




Marin



Noir

ALTO


LIGNE



Blanc



Brut



Magenta



Sauge




Vert



Pin




Fumee



Gris



Marin



Noir

ALTO

AVAILABLE SIZES

	WALL	LIGNE DECO
	3x10	3x10
Blanc	M*, G*	M*
Brut	M, G	M
Fumee	M, G	M
Gris	M, G	M
Magenta	M, G	M
Marin	M, G	M
Noir	M, G	M
Pin	M, G	M
Sauge	M, G	M
Vert	M, G	M

M= Matte, G= Glossy | *Stock Sizes

Lead times & product availability subject to change. Please contact an Architessa rep for lead times, samples, and availability.

DESCRIPTION

Impressionist Artists didn't strive to capture the exact appearance of reality, but rather the emotion and feeling of real life. Colors and textures that pull you in more than precise features ever could. That is the inspiration for the ALTO Collection. Distinct waves give each tile the appearance of a flourished stroke by a master painter. Even the lightest shades have a gravity all their own that draws you in. Each hue is available in matte or glossy finish. Adding to the rich palette of this collection, are the Ligne matte relief pieces that provide additional texture to create even more possibilities. Like the impressionist art that inspired this collection, rooms created with the ALTO Collection aren't just seen. They're experienced.

INSTALLATION & MAINTENANCE

ALTO may be installed using standard ceramic tile installation methods and materials, as recommended by the Tile Council of North America (TCNA). An Architessa sales representative will advise you on general installation questions.

The manufacturer of this tile recommends a 3/16" grout joint for pressed tiles

TECHNICAL INFORMATION

TYPE: GLAZED CERAMIC
ORIGIN: BRAZIL
EDGE: PRESSED
THICKNESS: 7.4MM
LOOK: HANDMADE
SHADE VARIATION: V1 - UNIFORM
SURFACE ABRASION: 0 (GLOSSY), 1 (MATTE)
TRAFFIC RATING: WALL ONLY

DCOF: N/A
BREAKING STRENGTH: ≥ 125 LBF
WATER ABSORPTION: $\leq 20\%$
STAIN RESISTANCE: YES, CLASS A (MATTE),
CLASS E (GLOSSY)
FROST RESISTANCE: NO
ENVIRONMENT: EPD

CONTACT INFORMATION:

www.architessa.com

1.800.287.1742

For general sales inquiries: sales@architessa.com

For commercial & hospitality sample requests: samples@architessa.com

Headquarters: 1803 Research Blvd. Suite 402 Rockville, MD 20850