

Table Coverings

MATERIALS:
Loop

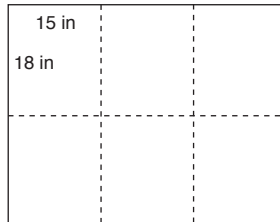
TOOLS:
Scissors / utility knife
Straight edge / ruler

DIFFICULTY: Easy

TIME: 30 minutes - 1 hour


1 Yard (91 cm):

6 placemats
15 in x 18 in
(38 cm x 46 cm)



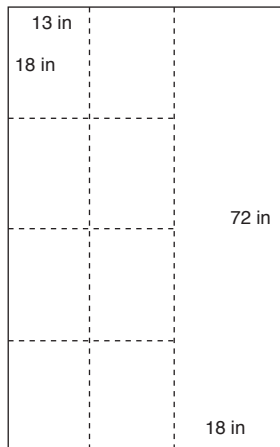
OR

9 placemats
12 in x 15 in
(30 cm x 38 cm)



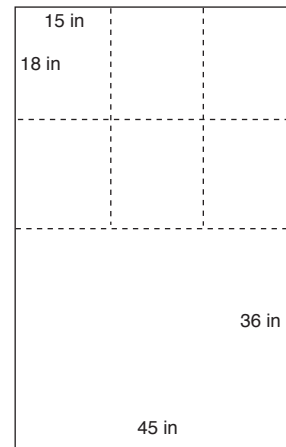
2 Yards (183 cm):

8 placemats
13 in x 18 in
(33 cm x 46 cm)
1 table runner
18 in x 72 in
(46 cm x 183 cm)



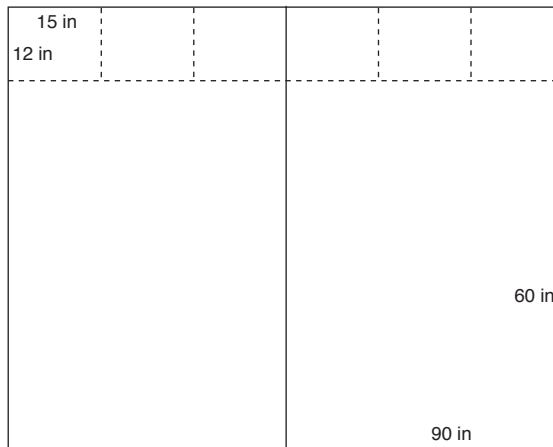
OR

6 placemats
15 in x 18 in
(38 cm x 46 cm)
1 tablecloth
36 in x 45 in
(91 cm x 114 cm)



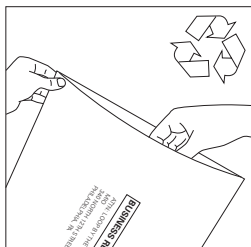
4 Yards (366 cm):

6 placemats
12 in x 15 in
(30 cm x 38 cm)
1 tablecloth
60 in x 90 in
(152 cm x 228 cm)



Start by cutting the 4 yards (366 cm) down to 2 yard (183 cm) pieces. For the table cloth you will have to either sew or tape the seam.

Send us the scraps left over at the end of your project.



RECYCLING

Loop can be recycled and used to make plastic lumber for decks and other weather resistant, outdoor products. When your project is no longer needed please use the prepaid recycling envelope to send Loop back to us.

Misplaced your recycling envelope?
Please write to: info@mioculture.com or call us at: 215-925-9359

To order more Loop go to www.mioculture.com