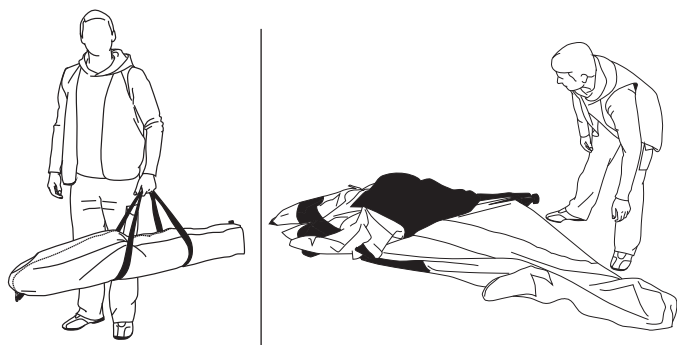



SCREEN HOUSE

SETTING UP YOUR OZTENT SCREEN HOUSE

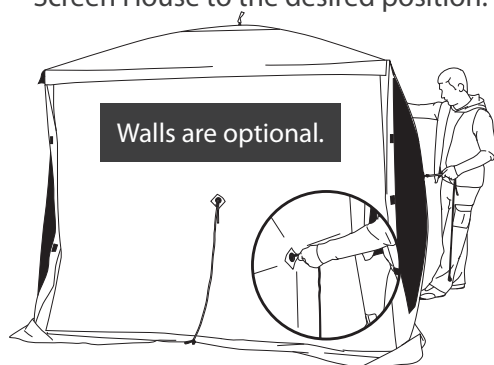
- 1.** Take your Oztent Screen House out of the bag. Spread out all four corners, each one at a time.




- 2.** Reach the handle on the top of the roof to pop up as shown.



- 3.** Repeat the same step for the walls, each one at a time. After, adjust the position of the Oztent Screen House to the desired position.



- 4.** Extend the bars inside the Oztent Screen House and secure them in the pockets at the bottom. After, pull out the guy ropes and peg them down at a rough 45 Degree angle to secure your Oztent Screen House.



PACK AWAY

Pack your Oztent Screen House away in the reverse order of putting up. Place it inside your carry bag.



Please ensure when packing away that there are no insects inside as these little pests will eat their way out causing holes to appear in the material.

WARNING

Never use any fuel-burning products (stoves, lanterns, heaters, etc.) inside or within proximity of this tent. Use of fuel-burning products inside or within proximity of the Screen House can result in the accumulation of dangerous concentrations of carbon monoxide – a colourless, odourless gas. Breathing carbon monoxide will cause serious injury or death. Avoid spraying your Screen House with deodorant as it will destroy the waterproofing.

Keep all flame and heat sources away from the Screen House. The Screen House is made with flame resistant fabric but it is not fireproof. The fabric will burn if left in continuous contact with an open flame or other heat source. Failure to keep all flame and heat sources away from the Screen House can result in a fire that can burn.

USING AND CARING

Be careful with your zippers. Go slow when zipping. Make sure to align the tracks before sliding the zipper and don't exert excessive force. If fabric gets caught in the slider, stop and slowly reverse the slider to remove. A silicone based lubricant may be used to enhance zipping. When dirt gets in the zipper

teeth, it can cause abrasion and damage to the zipper sliders. You can clean the zipper teeth by rinsing them out with water. The pressure from a regular garden hose will push out small sand particles.