

Tributary Cladding

PRODUCT DESCRIPTION

Named for rivers of the Pacific Northwest, the Tributary Cladding collection includes a group of five color palettes, each with three variations of color on three thicknesses in a tongue and groove profile. With rounded edges and a silky smooth face, the translucent, low VOC finish simultaneously enlivens the wood and allows the natural features to shine through. Designed for easy installation with standard tools and techniques.

SPECIFICATIONS

DIMENSIONS

7/16", 5/8" and 3/4" thick x 3-1/2" wide x 2' - 6' random lengths

MATERIAL AND SURFACE

Red Alder, FSC Mix Credit

Janka hardness scale 590

Lightly sanded face and edges, smooth to the touch

Tongue and groove profile with eased edges and ends

Open knots allowed up to 3/8" and not filled

FINISHES

Water Based Clear/Top Coat VOC: 23 g/l

Water Based Stain Coat VOC: 0 g/l

WINDFALL LUMBER FSC CHAIN OF CUSTODY

FSC Mix Credit: SA-COC-002372-3

POTENTIAL LEED CREDITS

Materials & Resources Credit 5: Regional Materials (500 mi of Tumwater, WA)

Materials & Resources Credit 7: Certified Wood

Indoor Environmental Quality Credit 4.2: Low-emitting Materials – Paints & Coatings

Last Revised 4/15/2016 - A&D

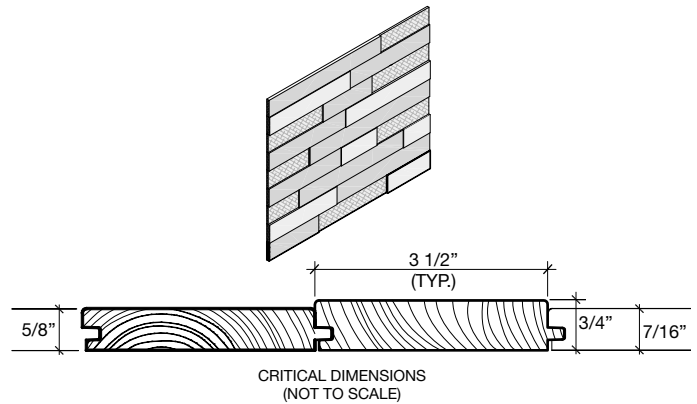


Windfall Lumber


711 Tumwater Blvd SW Suite D
Tumwater WA 98501
360-352-2250
www.windfalllumber.com




The mark of
responsible forestry
FSC® C041262




Tributary Cladding in Elwha



ELWHA




HAMMA HAMMA



NISQUALLY



SKAGIT



WILLAPA