



SIKREA

Sikrea divenuta una delle più affermate realtà nel settore dell'illuminazione, nasce da una saggia tradizione e semplici ma determinati obiettivi.

L'orgoglio dell'azienda italiana, del design italiano, da sempre quello più stimato, si è sviluppato secondo logica di superare se stesso, per presentare prodotti che sfidino il tempo e le mode.

Sikrea, one of the most established realities in the field of illumination, is based on a wise tradition with simple but specific objectives.

The pride of an Italian company and Italian design, always the most esteemed, developed from the idea to excel in order to present products that challenged time and fashion.

SIKREA



Creatività, innovazione tecnologica, cultura del design. Sono le parole chiave per comprendere la filosofia di Sikrea, oggi in piena accelerazione, che propone prodotti di illuminazione pensati per condividere le emozioni di tutti i giorni.

Sikrea brand di Contemporanea non mette limiti alle possibilità espressive di ognuno: ora il suo design, interpretato come vera e propria esperienza sensoriale, nasce dall'ispirazione di luoghi, culture e stili di vita diversi. Lo spirito cosmopolita si esprime così nel proporre oggetti che appartengono alla vita quotidiana di chiunque e ovunque egli si trovi. Senza confini, il mondo di Contemporanea si muove da Barcellona a New York, da Londra a Tokyo, da Berlino a Venezia.

Creativity, technological innovation, design culture. Are the keywords to understand the philosophy of Sikrea, now in full acceleration, which offers lighting products designed to share the emotions of all days.

Sikrea brand of Contemporanea places no limits on the expressive possibilities of each one: now its design, interpreted as a real sensorial experience, born from the inspiration of places, cultures and different life styles. The cosmopolitan spirit expresses itself in offering objects that belong to the everyday life of anyone and wherever he is. Without borders, the world of Contemporanea moves from Barcelona to New York, from London to Tokyo, from Berlin to Venice.

La creatividad, la innovación tecnológica, la cultura del diseño. Son las palabras claves para entender la filosofía de Sikrea, ahora en plena aceleración, que ofrece productos de iluminación diseñados para compartir las emociones de todos los días.

Sikrea brand de Contemporanea no pone límites a las posibilidades expresivas de cada uno: ahora su diseño, interpretado como una real experiencia sensorial, nace da la inspiración de lugares, culturas y estilos de vida diferentes. El espíritu cosmopolita se expresa en proponer objetos que pertenecen a la vida diaria de cualquier persona y en cualquier lugar. Sin fronteras, el mundo de Contemporanea se mueve de Barcelona a Nueva York, de Londres a Tokio, de Berlín a Venecia.

La créativité, l'innovation et la culture du design sont les mots clés pour comprendre la philosophie de «Sikrea», maintenant en pleine accélération, qui offre des produits d'éclairage conçu pour partager l'émotion de tous les jours.

«Sikrea brand Contemporanea» ne fixe aucune limite aux possibilités expressives de chacun: maintenant sa design, interprétée comme une expérience sensorielle réelle, née de l'inspiration des lieux, des cultures et des styles de vie. L'esprit cosmopolite s'exprime donc en offrant des articles qui appartiennent à la vie quotidienne de tout le monde et partout où ils sont. Sans frontières, le monde de «Contemporanea» se déplace de Barcelone à New York, de Londres à Tokyo, de Berlin à Venise.



COLLECTION INDEX

KOI	8 - 19
KIRA	20 - 45
FOCUS	46 - 51
MATILDE	52 - 59
ELIA	60 - 81
ELIA/KIT	82 - 87
POINT	88 - 93
NINFEA	94 - 97
MEDEA	98 - 101
EMMA	102 - 107
ADAM	108 - 111
ANNA	112 - 119
LA ANGINA	120 - 127
SOSPESI	128 - 133
NEMO	134 - 141
INFINITY	142 - 149
LUXOR	150 - 155
ALFEA	156 - 159
ISOTTA	160 - 163
OSLO	164 - 173
NOEMI	174 - 183
RING	184 - 189
ALOHA	190 - 193
LEDY	194 - 197
JURI	198 - 199
MIKADO	200 - 205
KEVIN	206 - 207
ALICE	208 - 209
TOLOMEO	210 - 215
MELINA	216 - 223
MORIS	224 - 227
ROYAL	228 - 231
FENICE	232 - 235
CARMEN	236 - 241
MINIBOL	242 - 245
ALESSIA	246 - 251
SARA	252 - 257
PERLA	258 - 263
BOLLA	264 - 265
GIOVE	266 - 271
CLARA	272 - 277
AVANA	278 - 279
IVAN	280 - 281
GLEM	282 - 285
LUX	286 - 287
AILA	288 - 291
DEA	292 - 295
ARCO	296 - 297
SLOT	298 - 299
DOMINO	300 - 303

LINEAR	304 - 307
IRIS	308 - 311
GAIA	312 - 315
CONO	316 - 319
AURORA	320 - 321
MAREA	322 - 327
MILU'	328 - 331
VENEZIA	332 - 333
BELLINI	334 - 337
CAMILLA	338 - 341
ISLA	342 - 347
ZAR	348 - 349
VILMA	350 - 351
MILLA	352 - 355
MISS	356 - 359
VENETO	360 - 361
VIENNA	362 - 363
SOFIA	364 - 365
SAVOIA	366 - 367
GIOCONDA	368 - 369
MINERVA	370 - 371
VENIER	372 - 375
MADAMA	376 - 377
CORTINA	378 - 379
DAMASCO/3	380 - 381
ELISABETH	382 - 383
ESTER	384 - 385
VICTORIA	386 - 389
FIRENZE	390 - 391
CANOVA	392 - 393
VENTAGLIO	394 - 395
SISSI	396 - 397
ENEA	398 - 399
LENA	400 - 401
LINK	402 - 403
SEVEN	404 - 405
ETTORE	406 - 407
CLIP	408
MARK	409
VEGA	410 - 411
POKER	412 - 413
RIGA	414 - 415
UNICA	416 - 417
URBAN	418 - 419
640	420 - 421
AURA	422
520	423
201	424
405	425
300	426 - 427

COLLECTION



Adam
Pag. 108 - 111



Aila
Pag. 288 - 291



Alessia
Pag. 246 - 251



Alfea
Pag. 156 - 159



Alice
Pag. 208 - 209



Aloha
Pag. 190 - 193




Anna
Pag. 112 - 119



Arco
Pag. 296 - 297



Aura
Pag. 422



Aurora
Pag. 320 - 321



Avana
Pag. 278 - 279



Bellini
Pag. 334 - 337



Bolla
Pag. 264 - 265



Camilla
Pag. 338 - 341



Canova
Pag. 392 - 393



Carmen
Pag. 236 - 241



Clara
Pag. 272 - 277



Clip
Pag. 408



Cono
Pag. 316 - 319



Cortina
Pag. 378 - 379




Damasco/3
Pag. 380 - 381



Dea
Pag. 292 - 295



Melina
Pag. 216 - 223




Mikado
Pag. 200 - 205



Milla
Pag. 352 - 355



Milù
Pag. 328 - 331



Minerva
Pag. 370 - 371




Minibol
Pag. 242 - 245



Domino
Pag. 300 - 303



Elia
Pag. 60 - 81



Elia / Kit
Pag. 82 - 87



Elisabeth
Pag. 382 - 383



Emma
Pag. 102 - 107




Enea
Pag. 398 - 399



Miss
Pag. 356 - 359



Moris
Pag. 224 - 227




Nemo
Pag. 134 - 141



Ninfea
Pag. 94 - 97




Noemi
Pag. 174 - 183



Oslo
Pag. 164 - 173



Ester
Pag. 384 - 385



Ettore
Pag. 406 - 407



Fenice
Pag. 232 - 235



Firenze
Pag. 390 - 391



Focus
Pag. 46 - 51



Gaia
Pag. 312 - 315



Perla
Pag. 258 - 263



Point
Pag. 88 - 93



Poker
Pag. 412 - 413



Riga
Pag. 414 - 415



Ring
Pag. 184 - 189



Royal
Pag. 228 - 231



Gioconda
Pag. 368 - 369



Giove
Pag. 266 - 271



Glem
Pag. 282 - 285



Infinity
Pag. 142 - 149



Iris
Pag. 308 - 311




Isla
Pag. 342 - 347



Sara
Pag. 252 - 257



Savoia
Pag. 366 - 367




Seven
Pag. 404 - 405



Sissi
Pag. 396 - 397



Slot
Pag. 298 - 299



Sofia
Pag. 364 - 365



Isotta
Pag. 160 - 163



Ivan
Pag. 280 - 281



Juri
Pag. 198 - 199



Kevin
Pag. 206 - 207



Kira
Pag. 20 - 45



Koi
Pag. 8 - 19



Sospesi
Pag. 128 - 133



Tolomeo
Pag. 210 - 215



Unica
Pag. 416 - 417



Urban
Pag. 418 - 419



Vega
Pag. 410 - 411



Veneto
Pag. 360 - 361



La Angina
Pag. 120 - 127



Ledy
Pag. 194 - 197



Lena
Pag. 400 - 401



Linear
Pag. 304 - 307



Link
Pag. 402 - 403




Lux
Pag. 286 - 287



Venezia
Pag. 332 - 333



Venier
Pag. 372 - 375



Ventaglio
Pag. 394 - 395




Victoria
Pag. 386 - 389




Vienna
Pag. 362 - 363



Vilma
Pag. 350 - 351



Luxor
Pag. 150 - 155



Madama
Pag. 376 - 377




Marea
Pag. 322 - 327



Mark
Pag. 409



Matilde
Pag. 52 - 59



Medea
Pag. 98 - 101



Zar
Pag. 348 - 349



201
Pag. 424



300
Pag. 426 - 427



405
Pag. 425



520
Pag. 423



640
Pag. 420 - 421











KOI

Disegno grafico essenziale e luce intensa. Koi esprime potenza ed efficienza luminosa enfatizzando l'essenza estetica, in un connubio armonico che lascia un forte segno nello spazio. Questa collezione è un gioco grafico di elementi circolari in acrilico, minimal e leggeri, che riempiono soffitti e pareti. Tutti i modelli sono dotati di fonte luminosa a LED integrata nella struttura che diffonde una morbida luce riflessa.

Essential graphic design and intense light. KOI expresses power and luminous efficiency by emphasizing the aesthetic essence, in a harmonious combination that knows how to leave a strong mark in space. KOI is a graphic play of circular elements in acrylic, minimal and light, which fill ceilings and walls.


All models are equipped with a LED light source integrated into the structure that diffuses a soft reflected light.


Materiali - Material

Montatura in metallo - Metal frame

Diffusore acrilico - Acrylic diffuser

Rifinitura - Finishing

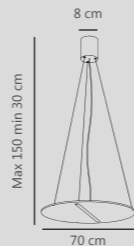
 Oro verniciato - Varnished gold

 Nero Opaco - Matt black

Tutti gli articoli KOI sono completi di base -
All KOI items are complete with base

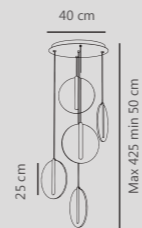
4455	KOI/S70 O	Oro verniciato - Varnished gold
4462	KOI/S70 N	Nero Opaco - Matt black

Power	26W
Input	220/240 - 50/60 Hz
K°	3000
Lumen	2740
CRI	90
IP	20
Dimmable	No



7005	KOI/S5 O	Oro verniciato - Varnished gold
7012	KOI/S5 N	Nero Opaco - Matt black

Power	46W
Input	220/240 - 50/60 Hz
K°	3000
Lumen	4370
CRI	90
IP	20
Dimmable	No



6985	KOI/SG O	Oro verniciato - Varnished gold
6992	KOI/SG N	Nero Opaco - Matt black

Power	16W
Input	220/240 - 50/60 Hz
K°	3000
Lumen	1520
CRI	90
IP	20
Dimmable	No



6961	KOI/SP O	Oro verniciato - Varnished gold
6978	KOI/SP N	Nero Opaco - Matt black

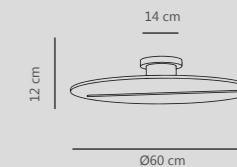
Power	9W
Input	220/240 - 50/60 Hz
K°	3000
Lumen	855
CRI	90
IP	20
Dimmable	No



Tutti gli articoli KOI sono completi di base -
All KOI items are complete with base

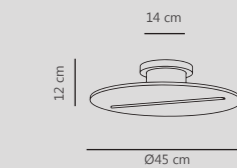
7067	KOI/PA60 O	Oro verniciato - Varnished gold
7074	KOI/PA60 N	Nero Opaco - Matt black

Power	20W
Input	220/240 - 50/60 Hz
K°	3000
Lumen	1900
CRI	90
IP	20
Dimmable	No



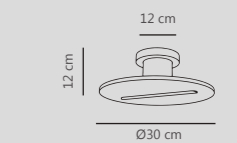
7043	KOI/PA45 O	Oro verniciato - Varnished gold
7050	KOI/PA45 N	Nero Opaco - Matt black

Power	16W
Input	220/240 - 50/60 Hz
K°	3000
Lumen	1520
CRI	90
IP	20
Dimmable	No



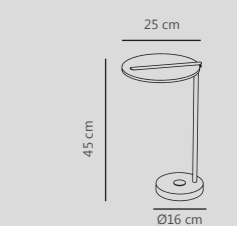
7029	KOI/PA30 O	Oro verniciato - Varnished gold
7036	KOI/PA30 N	Nero Opaco - Matt black

Power	10W
Input	220/240 - 50/60 Hz
K°	3000
Lumen	950
CRI	90
IP	20
Dimmable	No



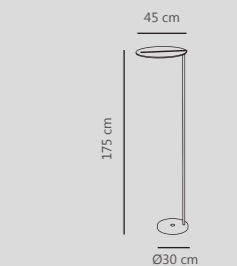
7081	KOI/L O	Oro verniciato - Varnished gold
7098	KOI/L N	Nero Opaco - Matt black

Power	7W
Input	220/240 - 50/60 Hz
K°	3000
Lumen	665
CRI	90
IP	20
Dimmable	No



7104	KOI/P O	Oro verniciato - Varnished gold
7111	KOI/P N	Nero Opaco - Matt black

Power	15W
Input	220/240 - 50/60 Hz
K°	3000
Lumen	1425
CRI	90
IP	20
Dimmable	No




Materiali - Material

Montatura in metallo - Metal frame

Diffusore acrilico - Acrylic diffuser

Rifinitura - Finishing

 Oro verniciato - Varnished gold

 Nero Opaco - Matt black

KIRA


























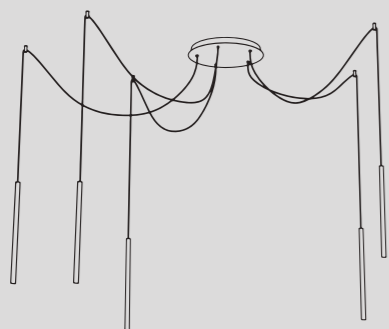
KIRA

Tra design e arte Kira evoca una prodigiosa scultura luminosa contemporanea che domina lo spazio con il suo forte potere installativo ed una fluttuante presenza scenica di grandissimo impatto. Kira domina lo spazio con la sua presenza e diffonde una luce morbida e confortevole, gli elementi decorativi in vetro soffiato e metallo di dimensioni diverse permettono di scatenare la fantasia in composizioni infinite e sempre uniche. Un sogno ad occhi aperti dal forte potere evocativo. Molto di più di una lampada a sospensione dalle dimensioni importanti: Kira è il risultato di uno studio accurato sull'accostamento dei volumi e sulla diffusione luminosa omogenea, finalizzato ad ottenere un insieme equilibrato che gioca sulla disposizione asimmetrica delle parti.

Between design and art. Kira evokes a prodigious contemporary light sculpture that dominates the space with its strong installation power and a fluctuating stage presence of great impact. Kira dominates the space with her presence and diffuses a soft and comfortable light, the decorative elements in blown glass and metal of different sizes allow you to unleash your imagination in infinite and always unique compositions. A daydream with a strong evocative power. Much more than a large suspension lamp: Kira is the result of a careful study of the combination of volumes and homogeneous light diffusion, aimed at obtaining a balanced whole that plays on the asymmetrical arrangement of the parts.

KIRA/S5-S3-S3L-S1 sono completi di cablaggi lunghi 4 metri e noddolini per fornire la possibilità di effettuare spostamenti decentrati dei corpi illuminanti.

KIRA/S5-S3-S3L-S1 includes 4mt cables and pawls to make decentralized movements of the suspensions.



Materiali - Material

Montatura in metallo - Metal frame
Diffusore acrilico - Acrylic diffuser

Rifinitura - Finishing

● Nero opaco - Matt black

Tutti gli articoli KIRA sono completi di base -
All KIRA items are complete with base

7678	KIRA/S5	
Power	100W	
Input	220/240 - 50/60 Hz	
K°	3000	
Lumen	8800	
CRI	90	
IP	20	
Dimmable	No	

4752	KIRA/S3	
Power	60W	
Input	220/240 - 50/60 Hz	
K°	3000	
Lumen	5280	
CRI	90	
IP	20	
Dimmable	No	

4769	KIRA/S3L	
Power	60W	
Input	220/240 - 50/60 Hz	
K°	3000	
Lumen	5280	
CRI	90	
IP	20	
Dimmable	No	

7654	KIRA/S1	
Power	20W	
Input	220/240 - 50/60 Hz	
K°	3000	
Lumen	1760	
CRI	90	
IP	20	
Dimmable	No	

7685	KIRA/S2	
Power	74W	
Input	220/240 - 50/60 Hz	
K°	3000	
Lumen	6512	
CRI	90	
IP	20	
Dimmable	No	

7661	KIRA/SL	
Power	48W	
Input	220/240 - 50/60 Hz	
K°	3000	
Lumen	4224	
CRI	90	
IP	20	
Dimmable	No	
		Incluso 1 tubo luminoso 1 tube included

7708	KIRA/A	
Power	20W	
Input	220/240 - 50/60 Hz	
K°	3000	
Lumen	1760	
CRI	90	
IP	20	
Dimmable	No	

Tutti gli articoli KIRA sono completi di base -
All KIRA items are complete with base

7692	KIRA/L	
Power	16W	
Input	220/240 - 50/60 Hz	
K°	3000	
Lumen	1408	
CRI	90	
IP	20	
Dimmable	No	

Materiali - Material

Montatura in metallo - Metal frame
Diffusore acrilico - Acrylic diffuser

Rifinitura - Finishing

● Nero opaco - Matt black

Accessori - Accessories

	Ambra - Amber		Oro pieno - Full gold	7913	SFERA/1 A	Ambra - Amber
	Fumè - Smoky		Rame pieno - Full copper	7937	SFERA/1 F	Fumè - Smoky
				8163	SFERA/1 O	Oro pieno - Full gold
				7944	SFERA/1 R	Rame pieno - Full copper
				Material	Vetro - Glass	
				Dimension	Ø 14 X h 12 cm	

	Ottone spazzolato - Brushed brass	4721	SFERA/4 OS	Ottone spazzolato - Brushed brass
		Material	Metallo - Metal	
		Dimension	Ø 12 X h 11,5 cm	

	Ambra - Amber		Oro pieno - Full gold	8170	SFERA/2 A	Ambra - Amber
	Fumè - Smoky		Rame pieno - Full copper	8194	SFERA/2 F	Fumè - Smoky
				8217	SFERA/2 O	Oro pieno - Full gold
				8200	SFERA/2 R	Rame pieno - Full copper
				Material	Vetro - Glass	
				Dimension	Ø 12 X h 6 cm	

	Ambra - Amber		Oro pieno - Full gold	31720	SFERA/3 A	Ambra - Amber
	Fumè - Smoky		Rame pieno - Full copper	31744	SFERA/3 F	Fumè - Smoky
				31768	SFERA/3 O	Oro pieno - Full gold
				31751	SFERA/3 R	Rame pieno - Full copper
				Material	Vetro - Glass	
				Dimension	Ø 10 X h 18 cm	

	Ambra - Amber	4783	DECORO/1 A	Ambra - Amber
	Fumè - Smoky	4476	DECORO/1 F	Fumè - Smoky
		Material	Vetro - Glass	
		Dimension	Ø 6 X h 31 cm	

	Bianco opaco - Matt white	7722	DECORO/2 B	Bianco opaco - Matt white
	Ottone spazzolato - Brushed brass	7715	DECORO/2 OS	Ottone spazzolato - Brushed brass
	Nero opaco - Matt black	7739	DECORO/2 N	Nero opaco - Matt black
		Material	Metallo - Metal	
		Dimension	Ø 6 X h 20 cm	





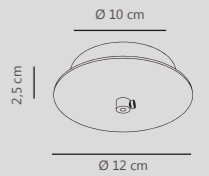


FOCUS

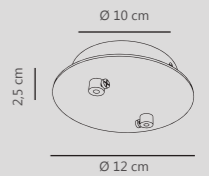
Leggerezza ed eleganza modulari. Focus racconta il perfetto equilibrio di tre elementi fisici, diffusori in vetro compongono un sistema che abbraccia dal pendente singolo a composizioni multiple. Unica e preziosa, è una sospensione in vetro artigianale che gioca con il bilanciamento tramite il cavo di alimentazione in una struttura leggera ed elegante.

Modular lightness and elegance. FOCUS tells the perfect balance of three physical elements, glass diffusers make up a system that embraces from a single pendant to multiple compositions. Unique and precious, it is a handcrafted glass suspension that plays with the balance through the power cable in a light and elegant structure.

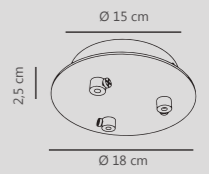
2765 FOCUS/B1
Lampholder **1 X FOCUS Not included**
Power **1 X max. 60W**
Input **220/240 - 50/60 Hz**
IP **20**



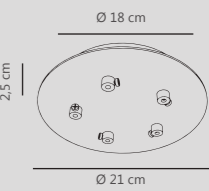
2772 FOCUS/B2
Lampholder **2 X FOCUS Not included**
Power **2 X max. 60W**
Input **220/240 - 50/60 Hz**
IP **20**



2789 FOCUS/B3
Lampholder **3 X FOCUS Not included**
Power **3 X max. 60W**
Input **220/240 - 50/60 Hz**
IP **20**



2796 FOCUS/B5
Lampholder **5 X FOCUS Not included**
Power **5 X max. 60W**
Input **220/240 - 50/60 Hz**
IP **20**



Materiali - Material

Montatura in metallo - Metal mounting

Rifinitura - Finishing

● Nero opaco - Matt black

Materiali - Material

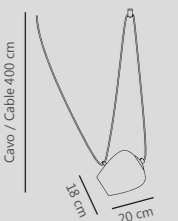
Vetro colorato - Coloured glass
Cavo nero - Black wire

Rifinitura - Finishing

- Vetro bianco - White glass
- Vetro fumè - Smoky glass
- Vetro oro - Gold glass
- Vetro rame - Copper glass

31775 FOCUS/B Vetro bianco - White glass
31799 FOCUS/F Vetro fumè - Smoky glass
31812 FOCUS/O Vetro oro - Gold glass
31805 FOCUS/R Vetro rame - Copper glass

Lampholder **1 X E27 Not included**
Power **1 X max. 60W**
Input **220/240 - 50/60 Hz**
IP **20**



**Articolo senza base,
da ordinare separatamente tra quelle sopraelencate.**

**Article without base,
to be ordered separately among those listed above.**









MATILDE

Ormai una nostra linea da un anno, a seguito del grande successo, Matilde si amplia con nuovi prodotti.

Una linea sempre attuale, un design che esprime carattere, uniti alla funzionalità e al comfort visivo grazie al diffusore di luce in acrilico. A completare questo armonioso prodotto, la scelta di una finitura ricercata: l'effetto legno.

Now one of our lines for a year, following the great success, Matilde expands with new products. An ever-current line, a design that expresses character, combined with functionality and visual comfort thanks to the acrylic light diffuser.


To complete this harmonious product, the choice of a refined finish: the wood effect.

Materiali - Material

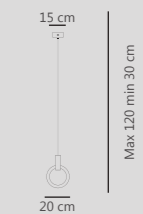
Montatura in metallo e legno - Metal and wood frame

Diffusore acrilico - Acrylic diffuser

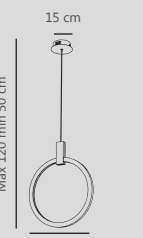
Rifinitura - Finishing

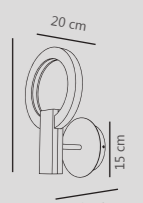
 Effetto legno - Wood effect


Tutti gli articoli MATILDE sono completi di base -
All MATILDE items are complete with base

2093	MATILDE/1	
Power	8W	
Input	220/240 - 50/60 Hz	
K°	4000	
Lumen	832	
CRI	82	
IP	20	
Dimmable	No	

2086	MATILDE/7	
Power	56W	
Input	220/240 - 50/60 Hz	
K°	4000	
Lumen	5824	
CRI	82	
IP	20	
Dimmable	No	

7494	MATILDE/S45	
Power	18W	
Input	220/240 - 50/60 Hz	
K°	4000	
Lumen	1872	
CRI	82	
IP	20	
Dimmable	No	

7487	MATILDE/A	
Power	8W	
Input	220/240 - 50/60 Hz	
K°	4000	
Lumen	832	
CRI	82	
IP	20	
Dimmable	No	




















ELIA

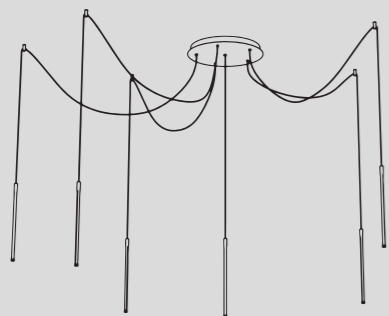
Presente già da un anno nel nostro catalogo e sempre più richiesta, Elia amplia la sua gamma. Il suo design longilineo, leggero e mai superfluo ci parla di un prodotto minimalista ed essenziale. La sua luce diretta, ma non invasiva assicura un confort visivo ideale per qualsiasi sua installazione.

Present for a year in our catalog and increasingly in demand, Elia expands its range. Its slender, lightweight and never superfluous tells us about a minimalist and essential product. Its light direct, but non-invasive, it ensures ideal visual comfort for any of its installations.



ELIA/6 è completo di cablaggi lunghi 4 metri e nottolini per fornire la possibilità di effettuare spostamenti decentrati dei corpi illuminanti.

ELIA/6 includes 4mt cables and pawls to make decentralized movements of the suspensions.



Materiali - Material

Montatura in metallo - Metal frame

Diffusore acrilico - Acrylic diffuser

Rifinitura - Finishing

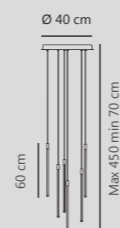
● Oro verniciato - Varnished gold

● Nero Opaco - Matt black

Tutti gli articoli ELIA sono completi di base -
All ELIA items are complete with base

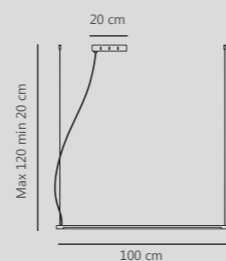
7333	ELIA/6 O	Oro verniciato - Varnished gold
7340	ELIA/6 N	Nero Opaco - Matt black

Power	42W
Input	220/240 - 50/60 Hz
K°	3000
Lumen	4990
CRI	85
IP	20
Dimmable	No



2246	ELIA/S O	Oro verniciato - Varnished gold
2239	ELIA/S N	Nero Opaco - Matt black

Power	14W
Input	220/240 - 50/60 Hz
K°	3000
Lumen	1665
CRI	85
IP	20
Dimmable	No



Materiali - Material

Montatura in metallo - Metal frame

Diffusore acrilico - Acrylic diffuser

Rifinitura - Finishing

● Oro verniciato - Varnished gold

● Nero Opaco - Matt black

Tutti gli articoli ELIA sono completi di base -
All ELIA items are complete with base

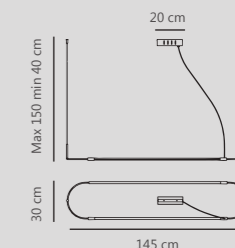
2222	ELIA/S1 O	Oro verniciato - Varnished gold
2215	ELIA/S1 N	Nero Opaco - Matt black

Power	9W
Input	220/240 - 50/60 Hz
K°	3000
Lumen	1071
CRI	85
IP	20
Dimmable	No



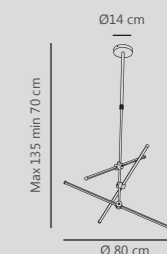
7128	ELIA/S2 O	Oro verniciato - Varnished gold
7135	ELIA/S2 N	Nero Opaco - Matt black

Power	28W
Input	220/240 - 50/60 Hz
K°	3000
Lumen	3330
CRI	85
IP	20
Dimmable	No



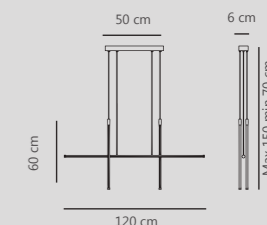
7142	ELIA/S3 O	Oro verniciato - Varnished gold
7159	ELIA/S3 N	Nero Opaco - Matt black

Power	35W
Input	220/240 - 50/60 Hz
K°	3000
Lumen	4130
CRI	85
IP	20
Dimmable	No



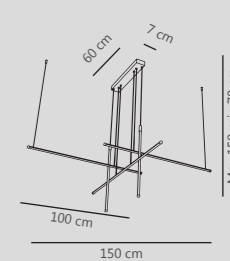
33441	ELIA/S4 O	Oro verniciato - Varnished gold
33250	ELIA/S4 N	Nero Opaco - Matt black

Power	35
Input	220/240 - 50/60 Hz
K°	3000
Lumen	4130
CRI	85
IP	20
Dimmable	No



7166	ELIA/S5 O	Oro verniciato - Varnished gold
7173	ELIA/S5 N	Nero Opaco - Matt black

Power	64W
Input	220/240 - 50/60 Hz
K°	3000
Lumen	7552
CRI	85
IP	20
Dimmable	No

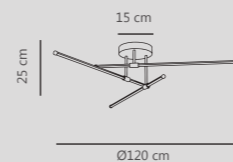


Tutti gli articoli ELIA sono completi di base -
All ELIA items are complete with base

7241 ELIA/PLG O Oro verniciato - Varnished gold

7265 ELIA/PLG N Nero Opaco - Matt black

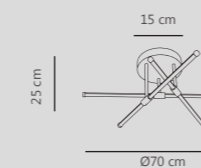
Power **36W**
Input **220/240 - 50/60 Hz**
K° **3000**
Lumen **4248**
CRI **85**
IP **20**
Dimmable **No**



7272 ELIA/PLP O Oro verniciato - Varnished gold

7289 ELIA/PLP N Nero Opaco - Matt black

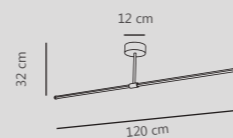
Power **24W**
Input **220/240 - 50/60 Hz**
K° **3000**
Lumen **2832**
CRI **85**
IP **20**
Dimmable **No**



7296 ELIA/PL120 O Oro verniciato - Varnished gold

7302 ELIA/PL120 N Nero Opaco - Matt black

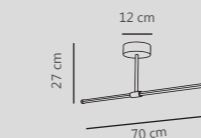
Power **18W**
Input **220/240 - 50/60 Hz**
K° **3000**
Lumen **2124**
CRI **85**
IP **20**
Dimmable **No**



7319 ELIA/PL70 O Oro verniciato - Varnished gold

7326 ELIA/PL70 N Nero Opaco - Matt black

Power **10W**
Input **220/240 - 50/60 Hz**
K° **3000**
Lumen **1180**
CRI **85**
IP **20**
Dimmable **No**




Materiali - Material

Montatura in metallo - Metal frame

Diffusore acrilico - Acrylic diffuser

Rifinitura - Finishing

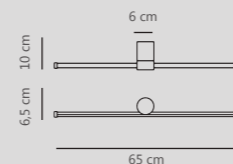
 Oro verniciato - Varnished gold

 Nero Opaco - Matt black

33601 ELIA/AS O Oro verniciato - Varnished gold

4448 ELIA/AS N Nero Opaco - Matt black

Power **9W**
Input **220/240 - 50/60 Hz**
K° **3000**
Lumen **1062**
CRI **85**
IP **20**
Dimmable **No**




Materiali - Material

Montatura in metallo - Metal frame

Diffusore acrilico - Acrylic diffuser

Rifinitura - Finishing

 Oro verniciato - Varnished gold

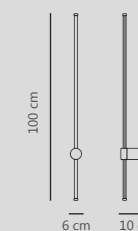
 Nero Opaco - Matt black

Tutti gli articoli ELIA sono completi di base -
All ELIA items are complete with base

2260 ELIA/A O Oro verniciato - Varnished gold

2253 ELIA/A N Nero Opaco - Matt black

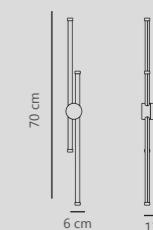
Power **14W**
Input **220/240 - 50/60 Hz**
K° **3000**
Lumen **1652**
CRI **85**
IP **20**
Dimmable **No**



7180 ELIA/A2 O Oro verniciato - Varnished gold

7197 ELIA/A2 N Nero Opaco - Matt black

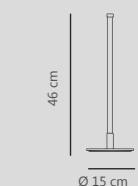
Power **28W**
Input **220/240 - 50/60 Hz**
K° **3000**
Lumen **3304**
CRI **85**
IP **20**
Dimmable **No**



2284 ELIA/L O Oro verniciato - Varnished gold

2277 ELIA/L N Nero Opaco - Matt black

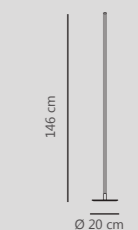
Power **7W**
Input **220/240 - 50/60 Hz**
K° **3000**
Lumen **826**
CRI **85**
IP **20**
Dimmable **No**



2307 ELIA/P O Oro verniciato - Varnished gold

2291 ELIA/P N Nero Opaco - Matt black

Power **18W**
Input **220/240 - 50/60 Hz**
K° **3000**
Lumen **2124**
CRI **85**
IP **20**
Dimmable **No**



7203 ELIA/P2 O Oro verniciato - Varnished gold

7210 ELIA/P2 N Nero Opaco - Matt black

Power **9W**
Input **220/240 - 50/60 Hz**
K° **3000**
Lumen **1062**
CRI **85**
IP **20**
Dimmable **No**



ELIA KIT





ELIA KIT

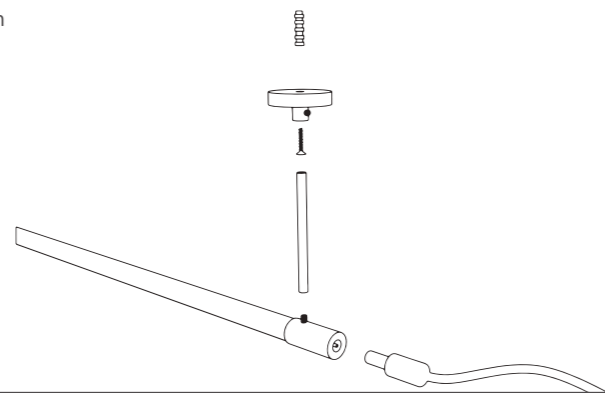
Elia Kit ci porta verso una dimensione geometrica del design e della luce. La sua bellezza sta nelle infinite possibilità stilistiche e luminose, che permette di creare pur utilizzando un unico punto luce. Il sistema Elia è caratterizzato da elementi portanti e uniti fra loro tramite cavo di connessione, che consente alimentazione fra le sorgenti led.

La totale libertà di posizione dei tubi luminosi consente al sistema la possibilità di creare infinite forme geometriche e di portare la luce ovunque si desideri.

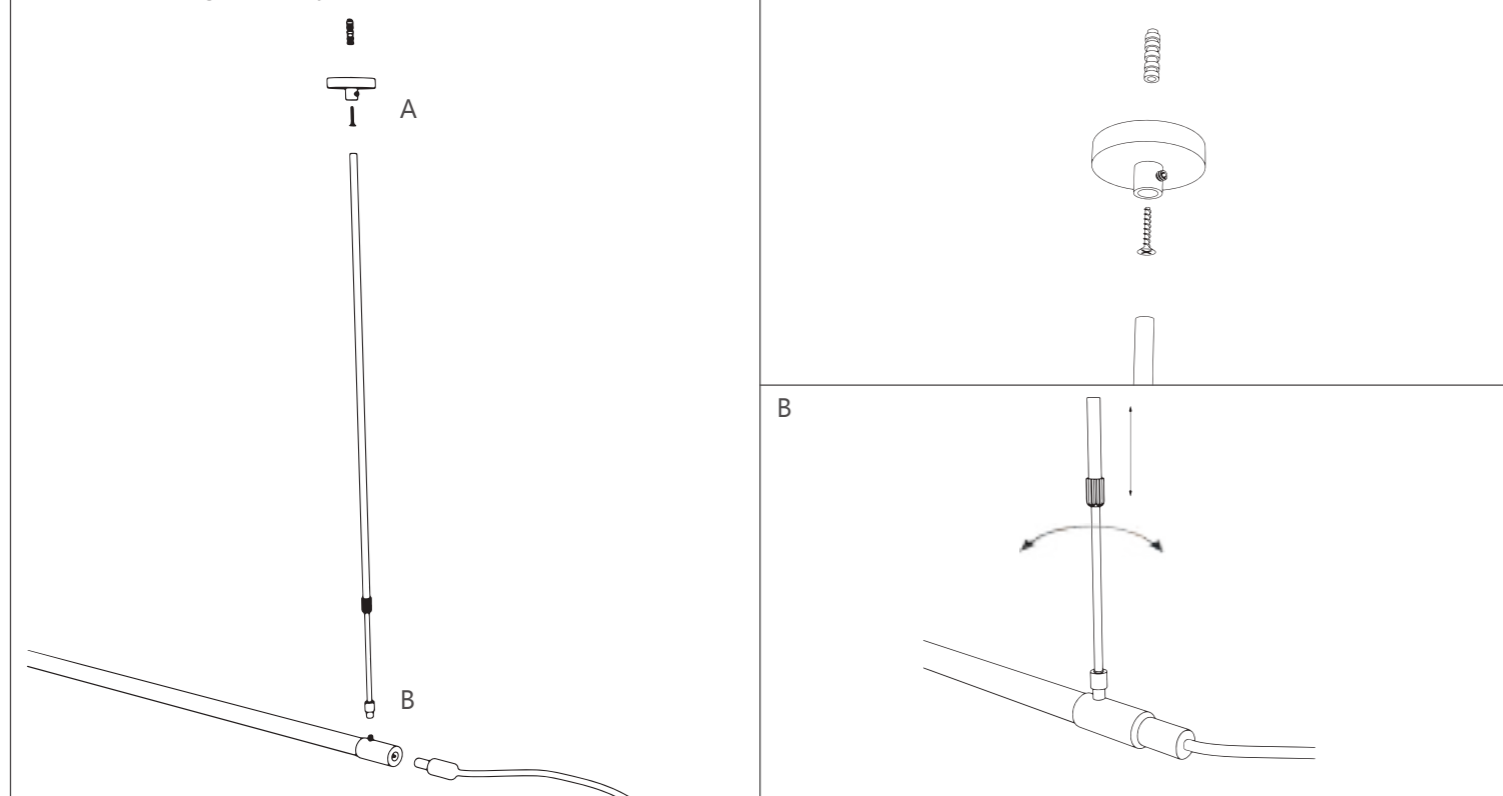
Elia Kit takes us towards a geometric dimension of design and light.

Its beauty lies in the infinite stylistic and luminous possibilities, which it allows to create while using a single light point. The Elia system is characterized by load-bearing elements joined together by a connection cable that allows power between the Led sources. The total freedom of position of the light tubes allows the system to create infinite geometric shapes and to bring the light wherever you want.

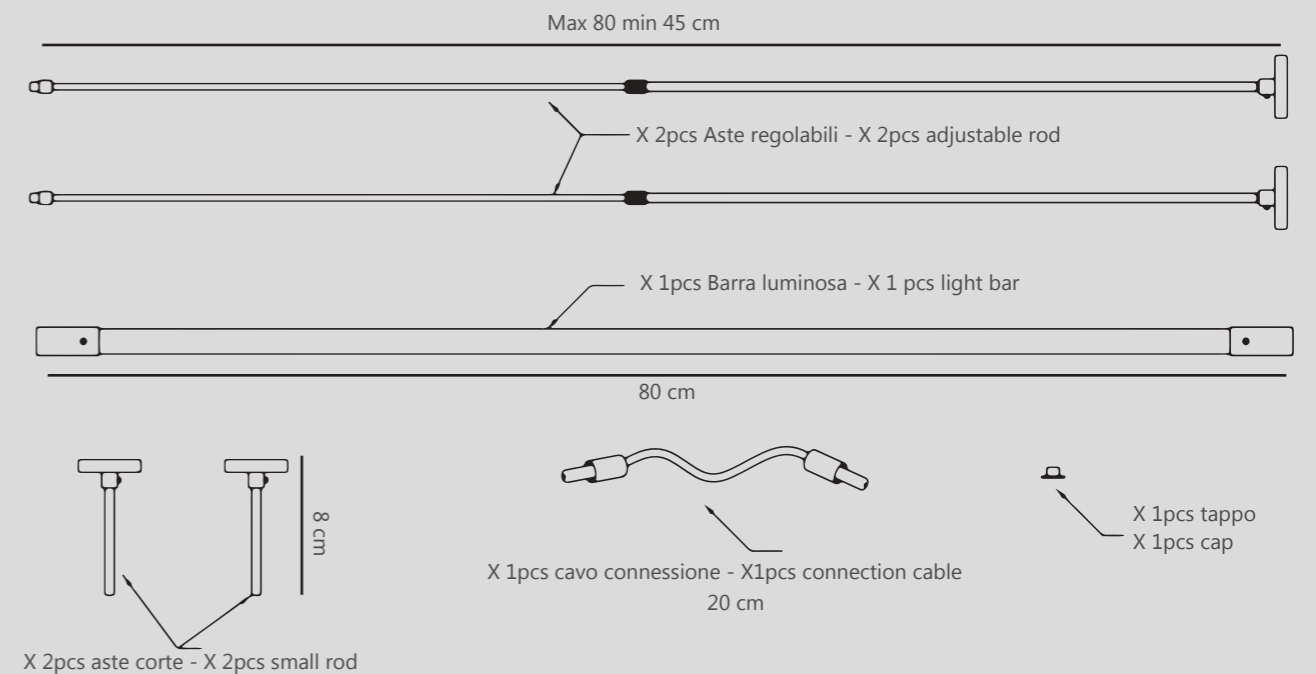
Installazione aste corte - Small rod installation



Installazione aste regolabili - Adjustable rods installation



ELIA/KIT compreso nel kit - included in kit



La collezione Elia/kit comprende un'insieme di componenti per realizzare soluzioni personalizzabili. Il prodotto Elia/Kit è composto da 1 asta led con prese laterali, la quali danno la possibilità, grazie ad un connettore, di associare più elementi.

Nella confezione si trovano due aste ispezionabili e inclinabili con lunghezza totale di cm 80, utilizzabili per il distacco; oltre a due supporti per una installazione a breve distanza dal soffitto o parete. Dando così la possibilità di scelta delle altezze al momento del montaggio. È necessario l'acquisto di base alimentatore, completa di cavo di connessione di 2 metri. Disponibili in due versioni: 24 e 36 Watt.

The Elia / kit collection includes a set of components to create customizable solutions.

The Elia / Kit product consists of 1 led rod with side sockets, which give the possibility, thanks to a connector, to associate more elements.

In the package there are two inspectionable and inclinable rods with a total length of cm 80, which can be used for detachment; as well as two supports for installation at a short distance from the ceiling or wall. Thus giving the possibility of choosing the heights at the time of installation.

Is required the purchase of a base-power supply, complete with a 2-meter connection cable. Available in two versions: 24 and 36 Watt.

Materiali - Material

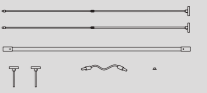
Montatura in metallo - Metal frame
Diffusore in acrilico - Acrylic diffuser

Rifinitura - Finishing

- Oro verniciato - Varnished gold
- Nero opaco - Matt black

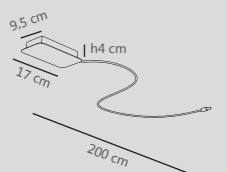
4936	ELIA/KIT O	Oro verniciato - Varnished gold
4943	ELIA/KIT N	Nero opaco - Matt black

Power	8W
Input	220/240 - 50/60 Hz
K°	3000
Lumen	950
CRI	85
IP	20
Dimmable	No



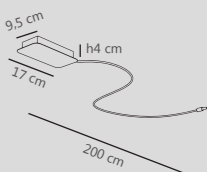
4738	ELIA/K24 O	Oro verniciato - Varnished gold
4806	ELIA/K24 N	Nero opaco - Matt black

Power	24W
Input	220/240 - 50/60 Hz
Compatibile	Min 1 Max 3 ELIA/KIT
IP	20
Dimmable	No



4745	ELIA/K50 O	Oro verniciato - Varnished gold
4929	ELIA/K50 N	Nero opaco - Matt black

Power	50W
Input	220/240 - 50/60 Hz
Compatibile	Min 1 Max 6 ELIA/KIT
IP	20
Dimmable	No



POINT







POINT

Dallo stile e dall'esperienza progettuale nasce Point, la collezione orientabile per interni con lampadine GX53.

Un connubio fra minimalismo, design e alte prestazioni luminose, eleganza estetica e confort visivo, artigianalità dei processi produttivi e innovazioni tecniche.

Point, the adjustable collection for interiors with GX53 bulbs, is born from style and design experience.

A union between minimalism and design and high lighting performance, aesthetic elegance and visual comfort, craftsmanship of production processes and technical innovations.

Materiali - Material

Montatura in metallo - Metal frame

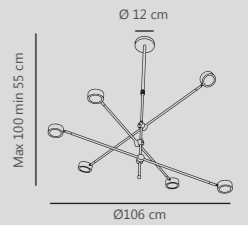
Rifinitura - Finishing

● Nero Opaco - Matt black

7395 POINT/S

Lampholder **6 X GX53 included**
Power **6 X max. 5W**
Input **220/240 - 50/60 Hz**
IP **20**

Articolo completo di base - Article with base
Parabola GX53 orientabile - GX53 adjustable reflector



7388 POINT/S1


Lampholder **1 X GX53 included**
Power **1 X max. 5W**
Input **220/240 - 50/60 Hz**
IP **20**

Articolo completo di base - Article with base



8057 POINT/CO

Lampholder **1 X GX53 included**
Power **1 X max. 5W**
Input **220/240 - 50/60 Hz**
IP **20**

 **Articolo senza base - Item without base**
Basi Mod. A/B/R disponibili a fine catalogo - Mod. A/B/R bases available at the end of the catalogue



7364 POINT/F

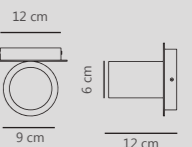
Lampholder **1 X GX53 included**
Power **1 X max. 5W**
Input **220/240 - 50/60 Hz**
IP **20**



7371 POINT/A

Lampholder **2 X GX53 included**
Power **2 X max. 5W**
Input **220/240 - 50/60 Hz**
IP **20**

Parabola GX53 orientabile - GX53 adjustable reflector



7357 POINT/P

Lampholder **3 X GX53 included**
Power **3 X max. 5W**
Input **220/240 - 50/60 Hz**
IP **20**

Parabola GX53 orientabile - GX53 adjustable reflector



NINFEA





NINFEA

Semplice nel concept ma ricercata nei dettagli, il suo design è perfetto per esaltare i particolari del punto luce, come di tutta la stanza.

Ninfea da un tocco di originalità nella tua casa con la sua eleganza innata.

Simple in concept but refined in details, its design is perfect for enhancing the details of the light point, as well as of the whole room.

Ninfea gives a touch of originality to your home with her innate elegance.

Materiali - Material

Montatura in metallo - Metal frame
Diffusore in acrilico - Acrylic diffuser

8088

NINFEA/B

Bianco opaco - Matt white

8095

NINFEA/OS

Ottone spazzolato - Brushed brass

Rifinitura - Finishing

Bianco opaco - Matt white

Ottone spazzolato - Brushed brass
Nero opaco - Matt Black

Power

23W

Input

220/240 - 50/60 Hz

K°

3000

Lumen

2024

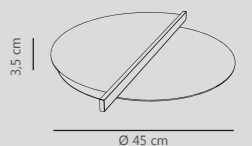
CRI

90


IP


20

Dimmable

No

MEDEA

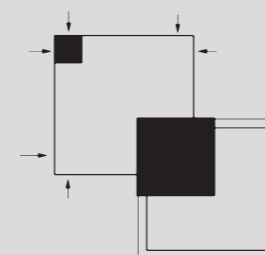




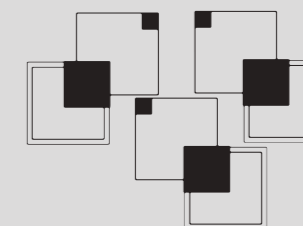
MEDEA

Dal design Sikrea, Medea è una applique / plafoniera in metallo dalla forma geometrica e linee perfette, con sorgente luminosa a Led integrato. Una collezione attuale, la cui particolarità sta nella componibilità, che permette di creare disegni nella parete di installazione, prestandosi così molto bene in tutti gli spazi dandogli un tocco di design.

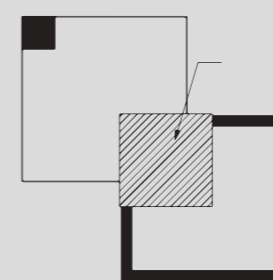
From the Sikrea design, Medea is a metal wall lamp / ceiling lamp with a geometric shape and perfect lines, with an integrated LED light source. A current collection, whose particularity lies in the modularity, which allows you to create designs in the installation wall, thus lending itself very well in all spaces giving it a touch of design.



Fori per punti di connessione per Medea/32 -
Holes for connection points for Medea / 32



Esempio di componibilità -
Example of modularity



Montatura nero opaco
Matt black frame

Accessorio decorativo incluso nell'articolo
Decorative accessory included in the article

Materiali - Material

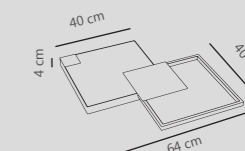
Montatura in metallo - Metal frame
Diffusore in acrilico - Acrylic diffuser

Rifinitura - Finishing

- Bianco opaco - Matt white
- Ottone spazzolato - Brushed brass
- Nero opaco - Matt black

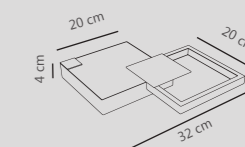
8101	MEDEA/64 B	Bianco opaco - Matt white
8118	MEDEA/64 OS	Ottone spazzolato - Brushed brass
8255	MEDEA/64 N	Nero opaco - Matt black

Power	72W
Input	220/240 - 50/60 Hz
K°	3000
Lumen	6336
CRI	90
IP	20
Dimmable	No



8262	MEDEA/32 B	Bianco opaco - Matt white
8279	MEDEA/32 OS	Ottone spazzolato - Brushed brass
8286	MEDEA/32 N	Nero opaco - Matt black

Power	43W
Input	220/240 - 50/60 Hz
K°	3000
Lumen	3784
CRI	90
IP	20
Dimmable	No









EMMA

Dal design Sikrea, Emma è una sospensione in metallo verniciato nero oppure ottone spazzolato, con sorgente luminosa a Led integrato.

Una collezione minimal, come la moda odierna vuole, che si presta molto bene in tutti gli spazi dandogli un tocco di classe.

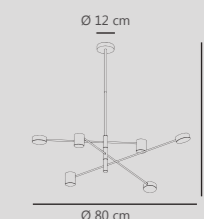
From Sikrea design, Emma is a suspension in black painted metal or brushed brass, with integrated LED light source.

A minimal collection, as today's fashion wants, which lends itself very well to all spaces giving it a touch of class.

Tutti gli articoli EMMA sono completi di base -
All EMMA items are complete with base

1911	EMMA/6 O	Ottone spazzolato - Brushed brass
1928	EMMA/6 N	Nero Opaco - Matt black

Power	36W
Input	220/240 - 50/60 Hz
K°	3000
Lumen	3708
CRI	85
IP	20
Dimmable	No





Materiali - Material

Montatura in metallo - Metal frame

Diffusore acrilico - Acrylic diffuser

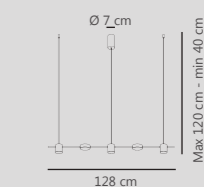
Rifinitura - Finishing

 Ottone spazzolato - Brushed brass

 Nero Opaco - Matt black

1935	EMMA/5 O	Ottone spazzolato - Brushed brass
1942	EMMA/5 N	Nero Opaco - Matt black

Power	30W
Input	220/240 - 50/60 Hz
K°	3000
Lumen	3090
CRI	85
IP	20
Dimmable	No







ADAM

Una collezione dal design attuale e basico, la cui semplicità la rende adatta ad illuminare qualsiasi spazio.


Adam è costituita da una montatura in metallo nero con dettagli in ottone spazzolato, ed un diffusore in acrilico, il quale espande in modo uniforme la luce Led.

A collection with a current and basic design, whose simplicity makes it suitable for lighting any space. Adam is made up of a black metal frame with brushed brass details, and an acrylic diffuser, which spreads the Led light evenly.

Materiali - Material

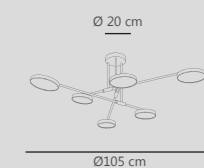
Montatura in metallo - Metal mounting
Diffusore acrilico - Acrylic diffuser

Rifinitura - Finishing

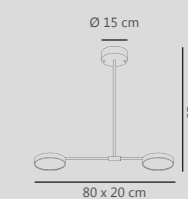
 Nero Opaco - Ottone Spazzolato
Matt Black - Brushed Brass

Tutti gli articoli ADAM sono completi di base -
All ADAM items are complete with base

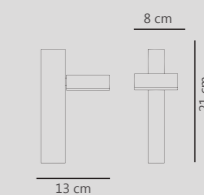
1973	ADAM/6
Power	36W
Input	220/240 - 50/60 Hz
K°	3000
Lumen	3852
CRI	98
IP	20
Dimmable	No



1997	ADAM/2
Power	12W
Input	220/240 - 50/60 Hz
K°	3000
Lumen	1284
CRI	98
IP	20
Dimmable	No



1980	ADAM/A
Power	7W
Input	220/240 - 50/60 Hz
K°	3000
Lumen	749
CRI	98
IP	20
Dimmable	No




ANNA









ANNA


Composta da un incrocio di steli in ottone spazzolato, Anna è la conferma di come il design vintage sia di gran voga al giorno d'oggi. Collezione topsell Sikrea, è stata ora ampliata per soddisfare tutti i gusti e tutte le esigenze.

Composed of a cross of brushed brass stems, Anna is the confirmation of how vintage design is in vogue nowadays. Sikrea topsell collection, has now been expanded to suit all tastes and needs.

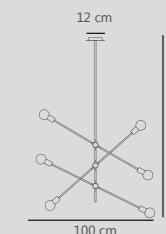
Materiali - Material

Montatura in metallo - Metal frame

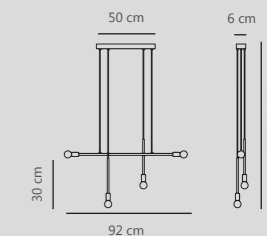
Rifinitura - Finishing

 Ottone spazzolato - Brushed brass

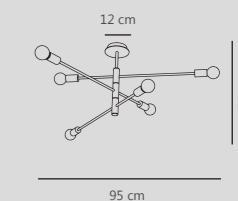
2048 ANNA/6
Lampholder **6 X E27 Not included**
Power **6 X max. 60W**
Input **220/240 - 50/60 Hz**
IP **20**
Articolo completo di base - Article with base




7470 ANNA/4
Lampholder **4 X E27 Not included**
Power **4 X max. 60W**
Input **220/240 - 50/60 Hz**
IP **20**
Articolo completo di base - Article with base



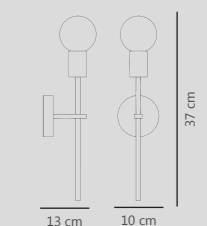
7401 ANNA/PL6
Lampholder **6 X E27 Not included**
Power **6 X max. 60W**
Input **220/240 - 50/60 Hz**
IP **20**
Articolo completo di base - Article with base



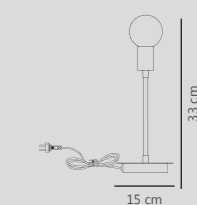
7418 ANNA/S1
Lampholder **1 X E27 Not included**
Power **1 X max. 60W**
Input **220/240 - 50/60 Hz**
IP **20**
 **Articolo senza base - Item without base**
Basi Mod. A/B/R disponibili a fine catalogo - Mod. A/B/R bases available at the end of the catalogue



2062 ANNA/A
Lampholder **1 X E27 Not included**
Power **1 X max. 60W**
Input **220/240 - 50/60 Hz**
IP **20**



2055 ANNA/L
Lampholder **1 X E27 Not included**
Power **1 X max. 60W**
Input **220/240 - 50/60 Hz**
IP **20**



7463 ANNA/P
Lampholder **1 X E27 Not included**
Power **1 X max. 60W**
Input **220/240 - 50/60 Hz**
IP **20**



LA ANGINA







LA ANGINA

Rivisitazione della più classica delle forme, La Angina è una lampada da tavolo portatile, che permette di portare la luce ovunque si voglia; e ricaricabile, garantendo una durata fino a 12 ore.

La Angina, grazie al suo design minimal, si adatta perfettamente sia in ambienti classici che moderni; e grazie alla possibilità di dimmerazione con 3 diversi livelli, è possibile regolare a piacere l'intensità della sua luce.

Disponibile nelle sue due versioni: con paralume in acrilico, che permette una diffusione maggiore della luce nell'ambiente circostante; ed il modello con paralume in metallo, con una luce più sfumata, che non disturba la vista.

Tutti i modelli sono dotati di sorgente luminosa a Led e di accensione, spegnimento e dimmerazione della luce con il pratico interruttore touch alla base.

A reinterpretation of the most classic of forms, La Angina is a portable table lamp, allowing you to bring light wherever you want; and rechargeable, guaranteeing a duration of up to 12 hours.

La Angina, thanks to its minimal design, fits perfectly in both classic and modern spaces; and thanks to the possibility of dimming with 3 different levels, it is possible to adjust the intensity of its light as desired.

Available in its two versions: the one in acrylic, which allows a greater diffusion of light in the surrounding environment; and the model completely in metal, with a more nuanced light, which does not disturb the view.

All models are equipped with a LED light source and switching on, off and dimming the light with the practical touch switch at the base.

Materiali - Material

Montatura in metallo - Metal frame

Diffusore in acrilico - Acrylic diffuser

Rifinitura - Finishing

- Bianco opaco - Matt white
- Marrone opaco - Matt brown
- Ottone spazzolato - Brushed brass

33960

LA ANGINA/A B Bianco opaco - Matt white

33953

LA ANGINA/A M Marrone opaco - Matt brown

4172

LA ANGINA/A O Ottone spazzolato - Brushed brass

Power

7W

Input

Ricaricabile - Rechargeable

Battery life

9 / 36 h

Lumen

630

CRI

85

Dimmable

Yes



Materiali - Material

Montatura in metallo - Metal frame

Paralume in metallo - Metal lampshade

Rifinitura - Finishing

- Bianco opaco - Matt white
- Marrone opaco - Matt brown
- Ottone spazzolato - Brushed brass

33939

LA ANGINA/M B Bianco opaco - Matt white

33946

LA ANGINA/M M Marrone opaco - Matt brown

4165

LA ANGINA/M O Ottone spazzolato - Brushed brass

Power

7W

Input

Ricaricabile - Rechargeable

Battery life

9 / 36 h

Lumen

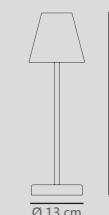
560

CRI

82

Dimmable

Yes



Accessori - Accessories

6848 CAVO USB - USB CABLE

6855 CARICABATTERIA SINGOLO - SINGLE CHARGER

6862 CARICABATTERIA MULTIPLO 5P - MULTIPLE CHARGER 5P







SOSPESI

Sapiente lavorazione del vetro che caratterizza la collezione Sospesi. Una forma organica disponibile, che cattura per il suo design e lo stile, per opera del richiamo alla natura e alle sue delicate piogge. Le colorazioni del vetro sono disponibili nelle varianti rame, cromo, oro e cristallo. Sospensione da utilizzare singolarmente o in composizione.

Skilful workmanship of glass that characterizes the Sospesi collection. An organic form available, which captures for its design and style, thanks to the reference to nature and its delicate rains. The colors of the glass are available in copper, chrome, gold and crystal variants. Suspension to be used individually or in composition.



Sospesi LED
Punto luce - Light point



Sospesi GU10
Punto luce - Light point

Materiali - Material

Montatura in alluminio - Aluminium frame

Diffusore in vetro - Glass diffuser

Rifinitura - Finishing



Trasparente - transparent



Oro - Gold



Fumè - Smoky

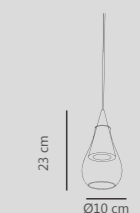


Rame - copper

3657	SOSPESI/LED C	Trasparente - Transparent
6428	SOSPESI/LED F	Fumè - Smoky
33816	SOSPESI/LED O	Oro - Gold
33823	SOSPESI/LED R	Rame - Copper

Power	12W
Input	220/240 - 50/60 Hz
K°	3000
Lumen	1380
CRI	85
IP	20
Dimmable	Yes

Articolo senza base - Item without base
Basi Mod. A/B/R disponibili a fine catalogo -
Mod. A/B/R bases available at the end of the
catalogue



4332	SOSPESI/GU10 C	Trasparente - Transparent
4349	SOSPESI/GU10 F	Fumè - Smoky
33786	SOSPESI/GU10 O	Oro - Gold
33793	SOSPESI/GU10 R	Rame - Copper

Lampholder	1 X GU10 Included
Power	1 X max. 9W
Input	220/240 - 50/60 Hz
IP	20

Articolo senza base - Item without base
Basi Mod. A/B/R disponibili a fine catalogo -
Mod. A/B/R bases available at the end of the
catalogue





Trasparente - Transparent



Cromo - Chrome



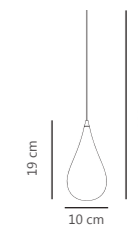
Oro - Gold



Rame - Copper

Accessori senza luce - Accessories without light

3645	SOSPESI/Acc. GCRIS	Trasparente - Transparent
3646	SOSPESI/Acc. GCR	Cromo - Chrome
3647	SOSPESI/Acc. GO	Oro - Gold
3648	SOSPESI/Acc. GR	Rame - Copper













NEMO

Morbidezza dell'atmosfera e personalizzazione dell'orientamento.
 Nemo esprime una luce emozionale e un design raffinato, la sfera in metallo tagliato a laser connette tra loro due elementi geometrici.
 La fonte luminosa GU10 incassata in un supporto metallico circolare all'interno della struttura ne permette l'orientabilità.

Softness of the atmosphere and customization of orientation.

Nemo expresses an emotional light and a refined design, the laser-cut metal sphere connects two geometric elements. The GU10 light source embedded in a circular metal support inside the structure allows its adjustability.

Materiali - Material	33021	NEMO/B	Bianco opaco - Matt white
Montatura in metallo - Metal frame	33243	NEMO/OS	Ottone spazzolato - Brushed brass
Rifinitura - Finishing	33038	NEMO/N	Nero Opaco - Matt Black
 Bianco opaco - Matt white	33052	NEMO/NP	Nero perla lucido - Shiny pearl black
 Ottone spazzolato - Brushed brass	33045	NEMO/R	Rame opaco - Matt copper
 Nero Opaco - Matt Black			
 Nero perla lucido - Shiny pearl black			
 Rame opaco - Matt copper			
	Lampholder	1 X GU10 included	
	Power	1 X max. 5W	
	Input	220/240 - 50/60 Hz	
	IP	20	
	 Articolo senza base - Item without base	Basi Mod. A/B/R disponibili a fine catalogo - Mod. A/B/R bases available at the end of the catalogue	











INFINITY/R
Ø 14 cm
E14

INFINITY/MR
Ø 20 cm
E27

INFINITY/GR
Ø 25 cm
E27

INFINITY

Un vetro che solo i migliori designer riescono a valorizzare nella sua bellezza ed eleganza.

Affascinanti da soli come in composizione, questi vetri hanno forma sferica e rifinitura metallica rame, ambra, oro, fumè e cristallo e vengono accompagnati da una montatura metallica in tono, permettendo in tal modo anche lo smontaggio per la ordinaria manutenzione e pulizia.

Rivisitazione della serie topsell Minibol, Infinity nasce per incrementare la sua semplicità.

A glass that only the designers are able to enhance in its beauty and elegance.


Fascinating on their own as in composition, these glasses have a spherical shape and metallic copper, amber, gold, smoky and crystal finish and are accompanied by a metal frame in tone, thus also allowing disassembly for ordinary maintenance and cleaning.

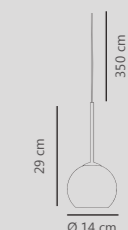
A reinterpretation of the topsell Minibol series, Infinity was created to increase its simplicity.



33700	INFINITY/A	Ambra - Amber
33694	INFINITY/C	Trasparente - Transparent
33717	INFINITY/F	Fumè - Smoky
7746	INFINITY/O	Oro - Gold
33724	INFINITY/R	Rame - Copper


Lampholder **1 X E14 Not included**
Power **1 X max. 45W**
Input **220/240 - 50/60 Hz**
IP **20**

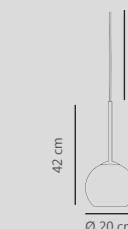
 **Articolo senza base - Item without base**
Basi Mod. A/B/R disponibili a fine catalogo -
Mod. A/B/R bases available at the end of the
catalogue



7760	INFINITY/MA	Ambra - Amber
7753	INFINITY/MC	Trasparente - Transparent
7777	INFINITY/MF	Fumè - Smoky
7791	INFINITY/MO	Oro - Gold
7784	INFINITY/MR	Rame - Copper


Lampholder **1 X E27 Not included**
Power **1 X max. 60W**
Input **220/240 - 50/60 Hz**
IP **20**

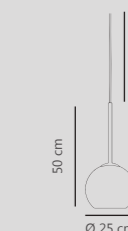
 **Articolo senza base - Item without base**
Basi Mod. A/B/R disponibili a fine catalogo -
Mod. A/B/R bases available at the end of the
catalogue



7814	INFINITY/GA	Ambra - Amber
7807	INFINITY/GC	Trasparente - Transparent
7821	INFINITY/GF	Fumè - Smoky
7845	INFINITY/GO	Oro - Gold
7838	INFINITY/GR	Rame - Copper

Lampholder **1 X E27 Not included**
Power **1 X max. 60W**
Input **220/240 - 50/60 Hz**
IP **20**

 **Articolo senza base - Item without base**
Basi Mod. A/B/R disponibili a fine catalogo -
Mod. A/B/R bases available at the end of the
catalogue



Materiali - Material

Montatura in metallo - Metal frame

Rifinitura - Finishing









LUXOR

Design elegante e produzione artigianale che esaltano al massimo le caratteristiche del vetro. Una collezione versatile che si adatta a qualsiasi contesto d'arredo.

Elegant design and craftsmanship that enhance glass properties. This collection is suitable for any context.

Materiali - Material


Montatura in metallo - Metal frame
Diffusore in vetro - Glass diffuser

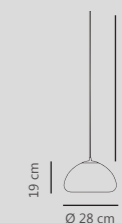
Rifinitura - Finishing

- Grigio perla - Pearl gray
- Verde salvia - Sage green
- Tortora - Taupe

4493	LUXOR/G	Grigio perla - Pearl gray
4509	LUXOR/V	Verde salvia - Sage green
4516	LUXOR/T	Tortora - Taupe

Lampholder **1 X E27 Not included**
Power **1 X max. 60W**
Input **220/240 - 50/60 Hz**
IP **20**

 **Articolo senza base - Item without base**
Solo basi Mod. A/R disponibili a fine catalogo -
Only Mod. A/R bases available at the end of the
catalogue







ALFEA




Per la produzione della collezione Alfea viene utilizzato il vetro artistico. I maestri modellano la materia incandescente dandole eleganza e raffinatezza e creando oggetti di elevata qualità e straordinaria bellezza, utilizzando i segreti delle più antiche e complesse tecniche per la lavorazione del vetro soffiato.

Art glass is used for the production of the Alfea collection. The masters model the incandescent material giving it elegance and refinement and creating objects of high quality and extraordinary beauty, using the secrets of the most ancient and complex techniques for the processing of blown glass.

Materiali - Material


Montatura in metallo - Diffusore in vetro
Metal frame - Glass diffuser

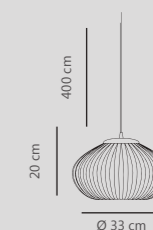
Rifinitura - Finishing

-  Ambra - Amber
-  Trasparente - Transparent
-  Fumè - Smoky

4974	ALFEA/A	Ambra - Amber
4950	ALFEA/C	Trasparente - Transparent
4967	ALFEA/F	Fumè - Smoky

Lampholder **1 X E27 Not included**
Power **1 X max. 60W**
Input **220/240 - 50/60 Hz**
IP **20**

 **Articolo senza base - Item without base**
Solo basi Mod. A/R disponibili a fine catalogo -
Only Mod. A/R bases available at the end of the
catalogue







ISOTTA

Solo con un lavoro magistrale del vetro diviene possibile creare tale collezione.
Isotta è la risposta esatta per coloro che cercano una lampada dal design unico.
Un vetro dalla forma sinuosa e distintiva che salta subito all'occhio con piacevole stupore.

Only with a masterful work of glass it becomes possible to create such a collection.
Isotta is the right answer for those looking for a lamp with a unique design.
A glass with a sinuous and distinctive shape that immediately catches the eye with pleasant amazement.

Materiali - Material

Montatura in metallo - Metal frame
Diffusore in vetro - Glass diffuser

Rifinitura - Finishing

Bianco opaco - Matt white

2727

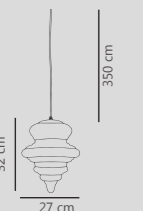
Lampholder
Power
Input
IP



Articolo senza base - Item without base
Solo basi Mod. A/R disponibili a fine catalogo -
Only Mod. A/R bases available at the end of the
catalogue

ISOTTA

1 X E27 Not included
1 X max. 60W
220/240 - 50/60 Hz
20











OSLO

Geometrie perfette e circolari, create da una particolare struttura in alluminio rivestita da un diffusore di luce bianco opalino.

Cerchi metallici dalla spettacolare resa luminosa, disponibili a sospensione e a lampada da parete, nei colori bianco, caffè nero e oro.

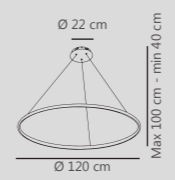
Perfect and circular geometries, created by a particular aluminum structure covered with a light diffuser in opal white.

Metallic circles with spectacular light output, available as pendant and wall lamp, in white, black coffee and gold.

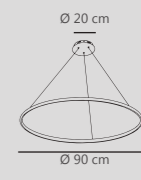


Tutti gli articoli OSLO sono completi di base -
All OSLO items are complete with base

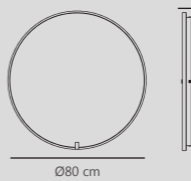
2628	OSLO/120B	Bianco opaco - Matt white
2611	OSLO/120C	Caffè nero - Black coffee
2529	OSLO/120O	Oro verniciato - Varnished gold
Power	57W	
Input	220/240 - 50/60 Hz	
K°	3000	
Lumen	5586	
CRI	82	
IP	20	
Dimmable	No	



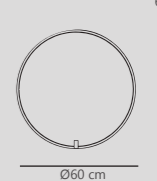
5896	OSLO/90B	Bianco opaco - Matt white
5902	OSLO/90C	Caffè nero - Black coffee
5919	OSLO/90O	Oro verniciato - Varnished gold
Power	46W	
Input	220/240 - 50/60 Hz	
K°	3000	
Lumen	4140	
CRI	82	
IP	20	
Dimmable	No	



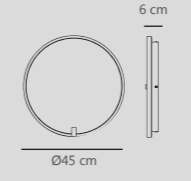
6930	OSLO/PA80B	Bianco opaco - Matt white
6947	OSLO/PA80C	Caffè nero - Black coffee
6954	OSLO/PA80O	Oro verniciato - Varnished gold
Power	60W	
Input	220/240 - 50/60 Hz	
K°	3400	
Lumen	5400	
CRI	82	
IP	20	
Dimmable	No	




6909	OSLO/PA60B	Bianco opaco - Matt white
6916	OSLO/PA60C	Caffè nero - Black coffee
6923	OSLO/PA60O	Oro verniciato - Varnished gold
Power	45W	
Input	220/240 - 50/60 Hz	
K°	3400	
Lumen	4050	
CRI	82	
IP	20	
Dimmable	No	



6879	OSLO/PA45B	Bianco opaco - Matt white
6886	OSLO/PA45C	Caffè nero - Black coffee
6893	OSLO/PA45O	Oro verniciato - Varnished gold
Power	33W	
Input	220/240 - 50/60 Hz	
K°	3400	
Lumen	2970	
CRI	82	
IP	20	
Dimmable	No	



2499	OSLO/AB	Bianco opaco - Matt white
2505	OSLO/AC	Caffè nero - Black coffee
2512	OSLO/AO	Oro verniciato - Varnished gold
Power	14W	
Input	220/240 - 50/60 Hz	
K°	3000	
Lumen	1372	
CRI	82	
IP	20	
Dimmable	No	






Materiali - Material

Montatura in metallo - Metal frame

Diffusore acrilico - Acrylic diffuser

Rifinitura - Finishing

-  Bianco opaco - Matt white
-  Caffè nero - Black coffee
-  Oro verniciato - Varnished gold

NOEMI











NOEMI

Grazie alla collezione Noemi puoi letteralmente dare forma alla tua luce.

Una struttura in metallo con finitura in ottone spazzolato o bianco opaco, incontra un tubo luminoso, fonte morbida e sinuosa di luce.

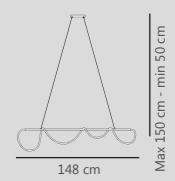
La luce che sviluppa è ottima per illuminare un intero ambiente, sia classico che moderno.

Thanks to the Noemi collection you can literally give shape to your light.

A metal structure with a brushed brass or matt white finish, meets a luminous tube, a soft and sinuous source of light.

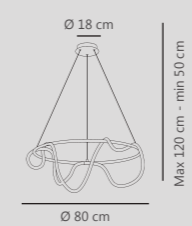
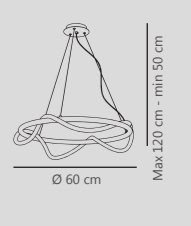
The light it develops is excellent for illuminating an entire room, whether it is classic or modern.

33854	NOEMI/SL B	Bianco opaco - Matt white
33892	NOEMI/SL O	Ottone spazzolato - Brushed brass
Power	40W	
Input	220/240 - 50/60 Hz	
K°	4000	
Lumen	4180	
CRI	85	
IP	20	
Dimmable	Yes	

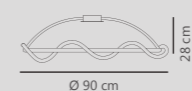
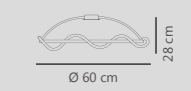


Tutti gli articoli NOEMI sono completi di base -
All NOEMI items are complete with base

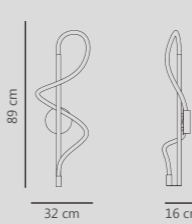
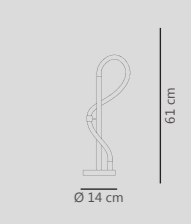
33847	NOEMI/SR B	Bianco opaco - Matt white	7975	NOEMI/SR60 B	Bianco opaco - Matt white
33885	NOEMI/SR O	Ottone spazzolato - Brushed brass	7982	NOEMI/SR60 O	Ottone spazzolato - Brushed brass
Power	40W		Power	30W	
Input	220/240 - 50/60 Hz		Input	220/240 - 50/60 Hz	
K°	4000		K°	4000	
Lumen	4180		Lumen	3135	
CRI	85		CRI	85	
IP	20		IP	20	
Dimmable	Yes		Dimmable	Yes	

4066	NOEMI/B PL90	Bianco opaco - Matt white	4059	NOEMI/B PL60	Bianco opaco - Matt white
4042	NOEMI/O PL90	Ottone spazzolato - Brushed brass	4035	NOEMI/O PL60	Ottone spazzolato - Brushed brass
Power	40W		Power	30W	
Input	220/240 - 50/60 Hz		Input	220/240 - 50/60 Hz	
K°	4000		K°	4000	
Lumen	4180		Lumen	3135	
CRI	85		CRI	85	
IP	20		IP	20	
Dimmable	Yes		Dimmable	Yes	


33861	NOEMI/A B	Bianco opaco - Matt white	33878	NOEMI/L B	Bianco opaco - Matt white
33908	NOEMI/A O	Ottone spazzolato - Brushed brass	33915	NOEMI/L O	Ottone spazzolato - Brushed brass
Power	28W		Power	22W	
Input	220/240 - 50/60 Hz		Input	220/240 - 50/60 Hz	
K°	4000		K°	4000	
Lumen	2926		Lumen	2299	
CRI	85		CRI	85	
IP	20		IP	20	
Dimmable	Yes		Dimmable	Yes	





Materiali - Material

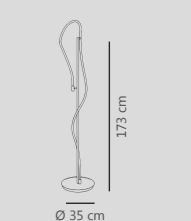
Montatura in metallo - Metal frame

Rifinitura - Finishing

 Bianco opaco - Matt white

 Ottone spazzolato - Brushed brass

4028	NOEMI/P B	Bianco opaco - Matt white
33922	NOEMI/P O	Ottone spazzolato - Brushed brass
Power	58W	
Input	220/240 - 50/60 Hz	
K°	4000	
Lumen	6061	
CRI	85	
IP	20	
Dimmable	Yes	



RING







RING

Un mix di forme geometriche danno vita a questa collezione. Ring è una sospensione sobria e mondana, ma al contempo chic e d'effetto, ideale per ambienti classici e moderni, dove riesce ad esprimere al massimo tutta la sua originalità.

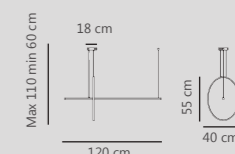
Sospensione composta da una struttura in alluminio verniciato caffè nero o bianca ed una sorgente luminosa a Led.

A mix of geometric shapes give life to this collection. Ring is a sober and worldly suspension, but at the same time chic and effective, ideal for classic and modern environments, where it manages to express all its originality to the maximum.

Suspension composed of a painted aluminum black coffee and white structure and a LED light source.

Tutti gli articoli RING sono completi di base -
All RING items are complete with base

33274	RING/B	Bianco opaco - Matt white
33281	RING/C	Caffè nero - Black coffee
7852	RING/O	Oro verniciato - Varnished gold
Power	41W	
Input	220/240V - 50/60 Hz	
K°	3000	
Lumen	4387	
CRI	85	
IP	20	
Dimmable	No	



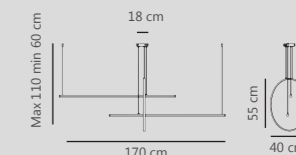
Materiali - Material

Alluminio estruso - Extruded aluminium

Rifinitura - Finishing

- Bianco opaco - Matt white
- Caffè nero - Black coffee
- Oro verniciato - Varnished gold

7883	RING/2B	Bianco opaco - Matt white
7890	RING/2C	Caffè nero - Black coffee
7906	RING/2O	Oro verniciato - Varnished gold
Power	58W	
Input	220/240V - 50/60 Hz	
K°	3000	
Lumen	6206	
CRI	85	
IP	20	
Dimmable	No	







ALOHA

Spesso le cose semplici sono le migliori: è così che nascono i prodotti Aloha. Disponibile come lampada a soffitto o come sospensione, è formata da un diffusore di luce in vetro satinato, racchiuso in una cornice in metallo verniciato bianco.

Often the simple things are the best: that's how Aloha products are born. Available as a ceiling lamp or as a hanging lamp, it is formed by a light diffuser in satin glass, enclosed in a white painted metal frame.

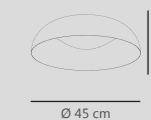
Materiali - Material

Montatura in metallo - Metal frame
Vetro satinato - Satiny glass

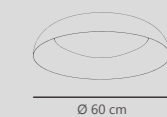
Rifinitura - Finishing

Bianco opaco - Matt white

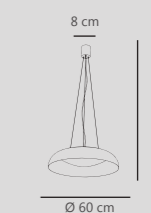
4080	ALOHA/PL45
Power	24W
Input	220/240 - 50/60 Hz
K°	3000
Lumen	2760
CRI	85
IP	20
Dimmable	No



4073	ALOHA/PL60
Power	36W
Input	220/240 - 50/60 Hz
K°	3000
Lumen	4140
CRI	85
IP	20
Dimmable	No



33977	ALOHA/S
Power	36W
Input	220/240 - 50/60 Hz
K°	3000
Lumen	4140
CRI	85
IP	20
Dimmable	No



Articolo completo di base - Article with base





LEDY

Rivisitando un classico nasce Ledy, con un'elegante forma al passo con i tempi e dettagli che fanno la differenza. Perfetta come sospensione singola, si presta molto bene anche per composizioni di più pezzi, grazie alla possibilità di inclinazione in qualsiasi direzione a piacimento.

Revisiting a classic, Ledy is born, with an elegant shape in step with the times and details that make the difference. Perfect as a single suspension, it also lends itself very well to compositions of several pieces, thanks to the possibility of tilting the plate in any direction at will.



Materiali - Material

Montatura in alluminio - Aluminium frame

Elemento in metallo pressofornato - Press-formed metal element

Rifinitura - Finishing

● Bianco opaco - Matt white
● Oro verniciato - Varnished gold

● Nero Opaco - Matt black
● Oro verniciato - Varnished gold

9986

LEDY/B

Bianco opaco - Matt white

9979

LEDY/N

Nero Opaco - Matt black

Lampholder

3 X GX53 included

Power

3 X max. 10W

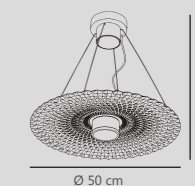
Input

220/240 - 50/60 Hz

IP

20

Articolo completo di base - Article with base



Max 100 cm - min 30 cm

Ø 50 cm



JURI



La sua forma distintiva ed il suo design minimal, rendono questa sospensione la fonte di luce adatta a qualsiasi ambiente, sia privato come pubblico. I diffusori con lampadine GU10 creano un gioco di luci, rendendo l'atmosfera semplicemente unica.

Its distinctive shape and minimal design make this suspension the suitable light source for any environment, both private and public. The GU10 diffusers with lampadine create a play of lights, making the atmosphere simply unique.

Materiali - Material

Montatura in metallo - Metal frame
Diffusore acrilico - Acrylic diffuser

Rifinitura - Finishing

 Nero opaco - Matt black
 Ottone spazzolato - Brushed brass

2000

JURI

Lampholder

12 X GU10 included

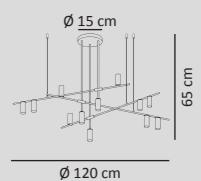
Power

12 X max. 9W

Input

220/240 - 50/60 Hz

IP

20**Articolo completo di base - Article with base**

Ø 120 cm









Materiali - Material

Montatura in metallo - Vetro satinato

Metal frame - Satiny glass

Rifinitura - Finishing

 Nero opaco - Matt black

 Bronzo verniciato - Varnished bronze

MIKADO

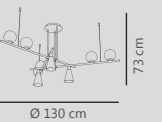
Un gioco di forme da vita alla collezione Mikado: sfere e coni si incontrano in una montatura in metallo verniciato nero con dettagli in ottone spazzolato.

Un design elegante valorizzato dal vetro opale di forme diverse che rende unico il prodotto stesso, ma soprattutto l'ambiente in cui viene installato.

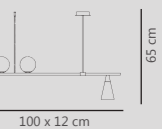
A game of shapes gives life to the Mikado collection: spheres and cones meet in a black painted metal frame with brushed brass details.

An elegant design enhanced by the frosted glass of different shapes that makes the product itself, but above all the room in which it is installed, unique.

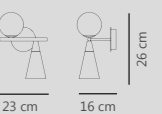
2918	MIKADO/S
Lampholder	3 X E14 Not included + 6 X G9 included
Power	3 X 45W + 6 X 9W
Input	220/240 - 50/60 Hz
IP	20
Articolo completo di base - Article with base	



33830	MIKADO/SL
Lampholder	1 X E14 Not included + 2 X G9 included
Power	1 X 45W + 2 X 9W
Input	220/240 - 50/60 Hz
IP	20
Articolo completo di base - Article with base	



2925	MIKADO/A
Lampholder	1 X E14 Not included + 1 X G9 included
Power	1 X 45W + 1 X 9W
Input	220/240 - 50/60 Hz
IP	20





KEVIN

Le cose semplici spesso sono le migliori: ecco la filosofia da cui nasce Kevin.
Una sospensione con struttura in metallo verniciato nero e diffuore in vetro bianco, con 6 luci Led G9.

The simple things are often the best: this is the philosophy from which Kevin was born.
A suspension with black painted metal structure and white glass diffuser, with 6 G9 Led lights.

2079

KEVIN

Lampholder

6 X G9 Included

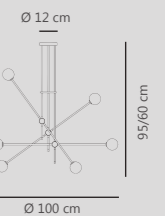
Power

6 X max. 9W

Input

220/240 - 50/60 Hz

IP

20**Articolo completo di base - Article with base**

Materiali - Material

Montatura in metallo - Metal frame

Vetro satinato - Satiny glass

Rifinitura - Finishing



Nero opaco - Matt black

Ottone spazzolato - Brushed brass



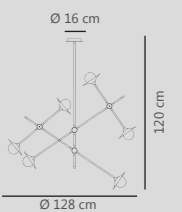
ALICE

Una collezione dallo stampo vintage, ma sempre alla moda, caratterizzata dalla sua forma alternativa e dai diffusori sferici in vetro satinato accostati ad un modesto piatto in ottone spazzolato. Alice nasce dalla volontà di rimodernare una linea ormai scomparsa.

A collection with a vintage style, but always trendy, characterized by its alternative shape and by the spherical diffusers in frosted glass combined with a modest brushed brass plate.

Alice was born from the desire to modernize a line that has now disappeared.

1959	ALICE/6
Lampholder	6 X G9 Included
Power	6 X max. 9W
Input	220/240 - 50/60 Hz
IP	20
Articolo completo di base - Article with base	





Materiali - Material

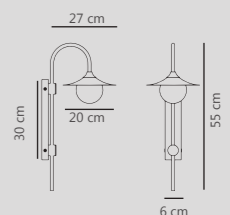
Montatura in metallo - Metal frame

Vetro satinato - Satiny glass

Rifinitura - Finishing

-  Nero opaco - Matt black
-  Ottone spazzolato - Brushed brass

1966	ALICE/A
Lampholder	1 X G9 Included
Power	1 X max. 9W
Input	220/240 - 50/60 Hz
IP	20









TOLOMEO

Nulla è lasciato al caso con Tolomeo. L'incontro di sfere in vetro opale e di una montatura in metallo nero crea una magia di luce trasformando una semplice lampada in un accessorio che accompagna lo stile della casa o del locale.

Nothing is left to chance with Ptolemy. The meeting of satin glass spheres and a black metal frame creates a magic of light transforming a simple lamp into an accessory that accompanies the style of the house.

Materiali - Material

Montatura in metallo - Metal frame
Vetro satinato - Satiny glass

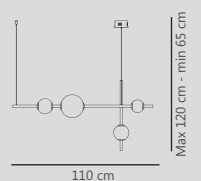
Rifinitura - Finishing

● Nero Opaco - Matt black

Tutti gli articoli TOLOMEO sono completi di base -
All TOLOMEO items are complete with base

4158 TOLOMEO/SL

Power **15W**
Input **220/240 - 50/60 Hz**
K° **4000**
Lumen **1695**
CRI **98**
IP **20**
Dimmable **Yes**



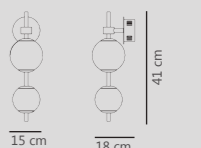
4141 TOLOMEO/S1

Power **12W**
Input **220/240 - 50/60 Hz**
K° **4000**
Lumen **1356**
CRI **98**
IP **20**
Dimmable **Yes**



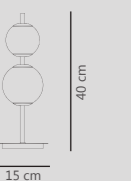
4110 TOLOMEO/A

Power **6W**
Input **220/240 - 50/60 Hz**
K° **4000**
Lumen **678**
CRI **98**
IP **20**
Dimmable **Yes**



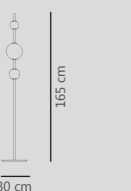
4127 TOLOMEO/L

Power **6W**
Input **220/240 - 50/60 Hz**
K° **4000**
Lumen **678**
CRI **98**
IP **20**
Dimmable **Yes**



4134 TOLOMEO/P

Power **12W**
Input **220/240 - 50/60 Hz**
K° **4000**
Lumen **1356**
CRI **98**
IP **20**
Dimmable **Yes**









MELINA

Design e materia si fondono con Melina, una collezione di lampade a sospensione il cui elemento peculiare è la sfera, realizzata in metallo in molteplici rifiniture, che abbraccia una forma essenziale dove alloggia una sorgente luminosa E27. Disponibile sia in versione singola che in molteplici soluzioni componibili, ideali per installazioni domestiche, così come per progetti contract.

Design and matter come together with Melina, a collection of suspension lamps whose peculiar element is the sphere, made of metal in multiple finishes, embracing an essential shape where an E27 light source is housed. Available in both the single version and in multiple modular solutions, ideal for domestic as well for public spaces installation.

Materiali - Material

Montatura in metallo - Metal frame

Rifinitura - Finishing

- Bianco opaco - Matt white
- Ottone spazzolato - Brushed brass
- Nero Opaco - Matt Black
- Nero perla lucido - Shiny pearl black
- Rame opaco - Matt copper

7500

MELINA/S1B

Bianco opaco - Matt white

7548

MELINA/S1OS

Ottone spazzolato - Brushed brass

7517

MELINA/S1N

Nero Opaco - Matt Black

7531

MELINA/S1NP

Nero perla lucido - Shiny pearl black

7524

MELINA/S1R

Rame opaco - Matt copper

Lampholder

1 X E27 7W Included

Power

1 X max. 60W

Input


220/240 - 50/60 Hz

IP

20

Articolo senza base - Item without base
Basi Mod. A/B/R disponibili a fine catalogo -
Mod. A/B/R bases available at the end of the
catalogue





Materiali - Material

Montatura in metallo - Metal frame

Rifinitura - Finishing

- Bianco opaco - Matt white
- Ottone spazzolato - Brushed brass
- Nero Opaco - Matt Black
- Nero perla lucido - Shiny pearl black
- Rame opaco - Matt copper

7555

MELINA/AB

Bianco opaco - Matt white

7593

MELINA/AOS

Ottone spazzolato - Brushed brass

7562

MELINA/AN

Nero Opaco - Matt Black

7586

MELINA/NP

Nero perla lucido - Shiny pearl black


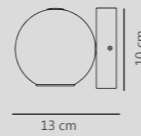
7579

MELINA/AR

Rame opaco - Matt copper

Lampholder
Power
Input
IP

1 X E27 7W Included
1 X max. 60W
220/240 - 50/60 Hz
20



Materiali - Material

Montatura in metallo - Metal frame

Rifinitura - Finishing

- Bianco opaco - Matt white
- Ottone spazzolato - Brushed brass
- Nero Opaco - Matt Black
- Nero perla lucido - Shiny pearl black
- Rame opaco - Matt copper

7609

MELINA/LB

Bianco opaco - Matt white

7647

MELINA/LOS

Ottone spazzolato - Brushed brass

7616

MELINA/LN

Nero Opaco - Matt Black

7630

MELINA/NP

Nero perla lucido - Shiny pearl black

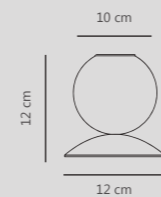
7623

MELINA/LR

Rame opaco - Matt copper

Lampholder
Power
Input
IP

1 X E27 7W Included
1 X max. 60W
220/240 - 50/60 Hz
20







MORIS

Elegante gioco in vetro di geometrie e di incastri, dalla forte connotazione decorativa, che arreda e illumina l'ambiente con una personalità decisa ma discreta.

Elegant glass game of geometries and joints, with a strong decorative connotation, that furnishes and illuminates the environment with a strong but discreet personality.

Materiali - Material


Montatura in metallo - Diffusore in vetro
Metal frame - Glass diffuser

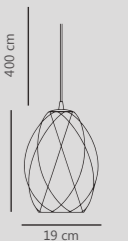
Rifinitura - Finishing

- Ambra - Amber
- Trasparente - Transparent
- Fumè - Smoky

35001	MORIS/A	Ambra - Amber
4981	MORIS/C	Trasparente - Transparent
4998	MORIS/F	Fumè - Smoky

Lampholder **1 X E27 Not included**
Power **1 X max. 60W**
Input **220/240 - 50/60 Hz**
IP **20**

 **Articolo senza base - Item without base**
Basi Mod. A/B/R disponibili a fine catalogo -
Mod. A/B/R bases available at the end of the
catalogue







ROYAL




Royal è caratterizzata da volumi quasi scolpiti, dove la leggerezza del vetro si oppone alla solidità di geometrie lineari. In questo contrappunto, tra l'utilizzo di un materiale che naturalmente tende alla forma tonda e un design rigoroso che impone spigoli e linee ortogonali, si esprime l'equilibrio di una composizione luminosa di carattere, inedita.

Royal is characterized by almost sculpted volumes, where the lightness of glass contracts with the solidity of linear geometries. In this counterpoint, between the use of a material naturally tending to round shapes, and a rigorous design requiring edges and orthogonal lines, the balance of a bright, original composition is expressed.

Materiali - Material


Montatura in metallo - Diffusore in vetro
Metal frame - Glass diffuser

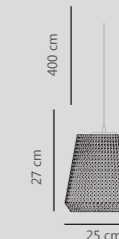
Rifinitura - Finishing

-  Ambra - Amber
-  Bianco - White
-  Fumè - Smoky

35131	ROYAL/A	Ambra - Amber
35025	ROYAL/B	Bianco - White
35018	ROYAL/F	Fumè - Smoky

Lampholder **1 X E27 Not included**
Power **1 X max. 60W**
Input **220/240 - 50/60 Hz**
IP **20**

 **Articolo senza base - Item without base**
Basi Mod. A/B/R disponibili a fine catalogo -
Mod. A/B/R bases available at the end of the
catalogue







FENICE




Un volume in movimento che ne genera uno nuovo è il concetto rappresentato dalla collezione Fenice che allo stesso tempo richiama il processo della soffiatura del vetro, in cui il materiale incandescente contiene la luce, prima ancora di avere una forma definitiva.

A collection that represents the idea of a volume in motion generating a new one. The concept is also a reminiscence of the process of glass blowing in which the incandescent glass contains light even before it has a definite form.

Materiali - Material


Montatura in metallo - Diffusore in vetro
Metal frame - Glass diffuser

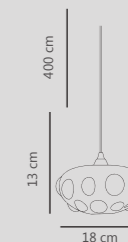
Rifinitura - Finishing

-  Ambra - Amber
-  Bianco satinato - Satiny white
-  Fumè - Smoky

8064	FENICE/AM	Ambra - Amber
5924	FENICE/LG	Bianco satinato - Satiny white
8071	FENICE/F	Fumè - Smoky

Lampholder **1 X G9 Not included**
Power **1 X max. 7W**
Input **220/240 - 50/60 Hz**
IP **20**

 **Articolo senza base - Item without base**
Basi Mod. A/B/R disponibili a fine catalogo -
Mod. A/B/R bases available at the end of the
catalogue



18 cm







CARMEN




Dalla forma classica, che non tramonterà mai, Carmen è sinonimo di eleganza e semplicità. Un vetro rigato disponibile in due diverse dimensioni e tre finiture, da usare individualmente oppure in gruppo per creare un mix di design nella stanza. Ideale per abitazioni private, come per locali pubblici.

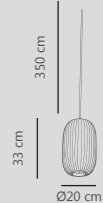

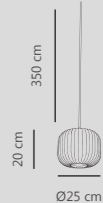

With a classic shape, which will never fade, Carmen is synonymous with elegance and simplicity. A striped glass available in two different sizes and finishes, to be used individually or in a group to create a design mix in the room. Ideal for private homes, as well as for public places.

Materiali - Material

Diffusore in vetro - Glass diffuser
Cavo in tessuto - Fabric wire

Colore - Color

-  Caffè - Coffee
Ottone spazzolato - Brushed brass
-  Ambra chiaro - Light amber
Ottone spazzolato - Brushed brass
-  Bianco satinato - Satiny white
Bianco opaco - Matt white

2635	CARMEN/1C	Caffè - Coffee	
2642	CARMEN/1A	Ambra chiaro - Light amber	
33458	CARMEN/1B	Bianco satinato - Satiny white	
Lampholder	1 X E27 Not included		
Power	1 X max. 60W		
Input	220/240 - 50/60 Hz		
IP	20		
	Articolo senza base - Item without base Basi Mod. A/B/R disponibili a fine catalogo - Mod. A/B/R bases available at the end of the catalogue		
2666	CARMEN/2C	Caffè - Coffee	
2673	CARMEN/2A	Ambra chiaro - Light amber	
33595	CARMEN/2B	Bianco satinato - Satiny white	
Lampholder	1 X E27 Not included		
Power	1 X max. 60W		
Input	220/240 - 50/60 Hz		
IP	20		
	Articolo senza base - Item without base Basi Mod. A/B/R disponibili a fine catalogo - Mod. A/B/R bases available at the end of the catalogue		

MINIBOL





MINIBOL

Un must Sikrea dal fascino retrò. L'aspetto elegante e delicato del vetro trova in Minibol una nuova dimensione, trasformandosi in una lampada sinuosa, dal prezioso mood vintage. Il vetro è disponibile in tre colori: fumé, ambra e cristallo.

A must Sikrea with a retro charm. The elegant and delicate appearance of glass finds a new dimension in Minibol, transforming itself into a sinuous lamp with a precious vintage mood. The glass is available in three colors: smoked, amber and crystal.

Materiali - Material

Montatura in metallo - Metal frame
Diffusore in vetro - Glass diffuser

Colore - Color



Ambra - Amber




Trasparente - Transparent

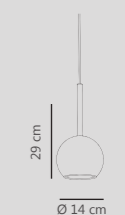


Fumè - Smoky

3481	MINIBOL/A	Ambra - Amber
3482	MINIBOL/C	Trasparente - Transparent
3483	MINIBOL/F	Fumè - Smoky

Lampholder **1 X E14 Not included**
Power **1 X max. 45W**
Input **220/240 - 50/60 Hz**
IP **20**

 **Articolo senza base - Item without base**
Basi Mod. A/B/R disponibili a fine catalogo -
Mod. A/B/R bases available at the end of the
catalogue









ALESSIA

I nostri designer hanno espresso al massimo la nostra filosofia di semplicità in Alessia. Con un design unico e ricercato, queste eleganti sfere adagate su una base metallica sono capaci di creare molteplici giochi di luci e di adattarsi a qualunque ambiente.

Our designers have fully expressed our philosophy of simplicity in Alessia. With a unique and refined design, these elegant spheres placed on a metal base are capable of creating a multiple play of lights and adapting to any environment.

Basi ALESSIA senza vetri - ALESSIA base without glass

6299	ALESSIA/1L B	Bianco opaco - Matt white
6305	ALESSIA/1L C	Cromo - Chrome
35148	ALESSIA/1L N	Nero opaco - Matt black

Lampholder	1 X E14 Not included	
Power	1 X max. 45W	
Input	220/240 - 50/60 Hz	
IP	20	

6336	ALESSIA/4L B	Bianco opaco - Matt white
6343	ALESSIA/4L C	Cromo - Chrome
35162	ALESSIA/4L N	Nero opaco - Matt black

Lampholder	4 X E14 Not included	
Power	4 X max. 45W	
Input	220/240 - 50/60 Hz	
IP	20	

6312	ALESSIA/3L B	Bianco opaco - Matt white
6329	ALESSIA/3L C	Cromo - Chrome
35155	ALESSIA/3L N	Nero opaco - Matt black

Lampholder	3 X E14 Not included	
Power	3 X max. 45W	
Input	220/240 - 50/60 Hz	
IP	20	

6350	ALESSIA/7L B	Bianco opaco - Matt white
6367	ALESSIA/7L C	Cromo - Chrome
35179	ALESSIA/7L N	Nero opaco - Matt black

Lampholder	7 X E14 Not included	
Power	7 X max. 45W	
Input	220/240 - 50/60 Hz	
IP	20	

6374	ALESSIA/13L B	Bianco opaco - Matt white
6381	ALESSIA/13L C	Cromo - Chrome

Lampholder	13 X E14 Not included	
Power	13 X max. 45W	
Input	220/240 - 50/60 Hz	
IP	20	

Materiali - Material

Montatura in metallo - Metal frame

Rifinitura - Finishing

- Bianco opaco - Matt white
- Cromo - Chrome
- Nero opaco - Matt black

Base incasso - Built-in base

6398	ALESSIA/1INC B	Bianco opaco - Matt white
6404	ALESSIA/1INC C	Cromo - Chrome
35193	ALESSIA/1INC N	Nero opaco - Matt black

Lampholder	1 X E14 Not included	
Power	1 X max. 45W	
Input	220/240 - 50/60 Hz	
IP	20	

Vetri da abbinare alle basi - Glasses to match with base

	Trasparente - Transparent	6206	VETRO/C	Trasparente - Transparent
	Ambra - Amber	4486	VETRO/A	Ambra - Amber
	Fumè - Smoky	2213	VETRO/F	Fumè - Smoky
	Oro - Gold	6220	VETRO/O	Oro - Gold
	Rame - Copper	6237	VETRO/R	Rame - Copper
		Material	Vetro - Glass	
		Dimension	Ø 14 X h 12 cm	

SARA







Vetri da abbinare alle basi - Glasses to match with base

	Trasparente - Transparent	6206	VETRO/C	Trasparente - Transparent
	Ambra - Amber	4486	VETRO/A	Ambra - Amber
	Fumè - Smoky	2213	VETRO/F	Fumè - Smoky
	Oro - Gold	6220	VETRO/O	Oro - Gold
	Rame - Copper	6237	VETRO/R	Rame - Copper
		Material	Vetro - Glass	
		Dimension	Ø 14 X h 12 cm	

SARA



Semplicemente minimal, pulita ed essenziale. La serie Sara nasce dalla fusione di forme sferiche e sinuose con la modernità della montatura in metallo, creando un effetto particolarmente attrattivo e decorativo, dallo spiccato senso estetico e dalla forte personalità. Disponibile in una importante gamma di rifinitura.

Simply minimal, clean and essential. The Sara series is born from the fusion of spherical and sinuous shapes with the modernity of the metal frame, creating a particularly attractive and decorative effect, with a strong aesthetic sense and a strong personality. Available in an important range of finishes.

Materiali - Material

Montatura in metallo - Metal frame
Diffusore in vetro - Glass diffuser

Rifinitura - Finishing

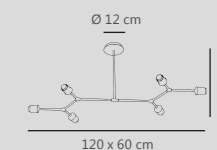
-  Bianco opaco - Matt white
-  Nero Opaco - Matt black

Basi SARA senza vetri - SARA base without glass

6268	SARA/S6 B	Bianco opaco - Matt white
6794	SARA/S6 N	Nero Opaco - Matt black

Lampholder
Power
Input
IP

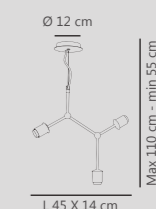
6 X E14 Not included
6 X max. 45W
220/240 - 50/60 Hz
20



6251	SARA/S3 B	Bianco opaco - Matt white
6824	SARA/S3 N	Nero Opaco - Matt black

Lampholder
Power
Input
IP

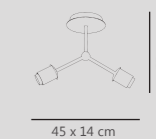
3 X E14 Not included
3 X max. 45W
220/240 - 50/60 Hz
20



6244	SARA/PL2 B	Bianco opaco - Matt white
6800	SARA/PL2 N	Nero Opaco - Matt black

Lampholder
Power
Input
IP

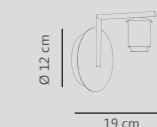
2 X E14 Not included
2 X max. 45W
220/240 - 50/60 Hz
20



6275	SARA/A B	Bianco opaco - Matt white
6831	SARA/A N	Nero Opaco - Matt black

Lampholder
Power
Input
IP

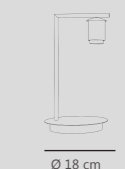
1 X E14 Not included
1 X max. 45W
220/240 - 50/60 Hz
20



6282	SARA/L B	Bianco opaco - Matt white
6817	SARA/L N	Nero Opaco - Matt black

Lampholder
Power
Input
IP

1 X E14 Not included
1 X max. 45W
220/240 - 50/60 Hz
20









PERLA


Sospensione di design composta da tre sfere in vetro soffiato con sorgente luminosa E14.
Ricordando delle perle, questa collezione assume un carattere semplice ma di forte impatto.

Design suspension composed of three blown glass spheres with E14 light source.
Reminiscent of pearls, this collection takes on a simple but impactful character.

Materiali - Material

Montatura in metallo - Metal frame

Rifinitura - Finishing

 Cromo - Chrome

6411

PERLA/S

Lampholder
Power

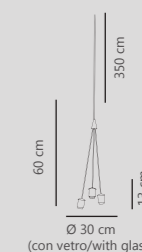
3 X E14 Not included
3 X max. 45W

Input
IP

220/240 - 50/60 Hz
20



Articolo senza base - Item without base
Solo basi Mod. A/R disponibili a fine catalogo -
Only Mod. A/R bases available at the end of the
catalogue



Trasparente - Transparent



Ambra - Amber



Fumè - Smoky



Oro - Gold



Rame - Copper

6206

VETRO/C

Trasparente - Transparent

4486

VETRO/A

Ambra - Amber

2213

VETRO/F

Fumè - Smoky

6220

VETRO/O

Oro - Gold

6237

VETRO/R

Rame - Copper

Material

Vetro - Glass

Dimension

Ø 14 X h 12 cm

BOLLA



BOLLA

Grazie alla bolla, cioè al vetro soffiato decorato fumè, è possibile creare effetti di luce come più piacciono, per la possibilità di regolarla in altezza. Sarà proprio questo risultato a soddisfare l'esigenza di design nell'ambiente, arredandolo nella sua semplicità.

Thanks to the bubble, that is to the smoked decorated blown glass, it is possible to create light effects as you like, thanks to the possibility of adjusting it in height. It will be precisely this result to satisfy the need for design in the environment, furnishing it in its simplicity.

Materiali - Material

Montatura in metallo - Metal frame
Diffusore acrilico - Acrylic diffuser

Rifinitura - Finishing

- Bianco opaco - Matt white
- Oro verniciato - Varnished gold

9832

BOLLA/B

Bianco opaco - Matt white

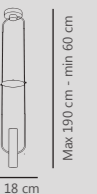
9993

BOLLA/O

Oro verniciato - Varnished gold

Lampholder
Power
Input
IP

2 X GU10 Included
2 X max. 12W
220/240 - 50/60 Hz
20









GIOVE

Materia leggera, figura ariosa, linee fluttuanti ed armoniose.

Giove è autentico design dettato dalla sua forma geometrica, che dà vita ad un prodotto di luce avvolgente e virtuoso.

Una serie a Led integrato, disponibile nelle finiture bianco e caffè nero.

Light material, airy figure, flowing and harmonious lines.

Giove is authentic design dictated by its geometric shape, which gives life to an enveloping and virtuous product of light.

An integrated LED series, available in white and black coffee finishes.

Materiali - Material

Montatura in metallo - Metal frame

Diffusore in acrilico - Acrylic diffuser

Rifinitura - Finishing

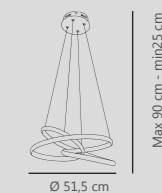
○ Bianco opaco - Matt white

● Caffè nero - Black coffee

2413	GIOVE/B	Bianco opaco - Matt white
2406	GIOVE/C	Caffè nero - Black coffee

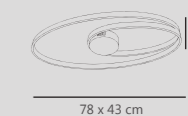
Power	48W
Input	220/240 - 50/60 Hz
K°	3000
Lumen	4896
CRI	85
IP	20
Dimmable	No

Articolo completo di base - Article with base



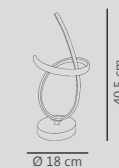
2451	GIOVE/PL B	Bianco opaco - Matt white
2444	GIOVE/PL C	Caffè nero - Black coffee

Power	48W
Input	220/240 - 50/60 Hz
K°	3000
Lumen	4896
CRI	85
IP	20
Dimmable	No



2475	GIOVE/L B	Bianco opaco - Matt white
2468	GIOVE/L C	Caffè nero - Black coffee

Power	26W
Input	220/240 - 50/60 Hz
K°	3000
Lumen	2652
CRI	85
IP	20
Dimmable	No









CLARA

Curve astratte che ricordano una nuvola e quante forme essa possa prendere. E proprio come una nuvola veste il cielo, Clara veste l'ambiente in cui viene installata decorando e dando un tocco tecnico, grazie alla sorgente luminosa strip Led. La pulizia delle sue curve, trasforma questa collezione in un gioiello. La struttura non è deformabile.

Abstract curves reminiscent of a cloud and how many shapes it can take. And just like a cloud dresses the sky, Clara dresses the environment in which it is installed by decorating and giving a technical touch, thanks to the strip Led light source. The cleansing of her curves transforms this collection into a jewel. The structure is not deformable.

Materiali - Material

Montatura in metallo - Metal frame
Diffusore acrilico - Acrylic diffuser

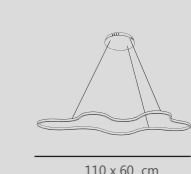
Rifinitura - Finishing

- Bianco opaco - Matt white
- Caffè nero - Black coffee

33236	CLARA/S B	Bianco opaco - Matt white
33267	CLARA/S C	Caffè nero - Black coffee

Power	45W
Input	220/240 - 50/60 Hz
K°	3000
Lumen	4458
CRI	85
IP	20
Dimmable	No

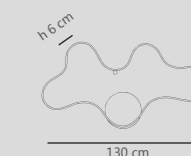
Articolo completo di base - Article with base



33212	CLARA/G B	Bianco opaco - Matt white
33229	CLARA/G C	Caffè nero - Black coffee

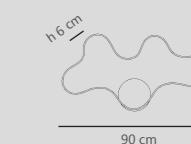
Power	54W
Input	220/240 - 50/60 Hz
K°	3000
Lumen	5350
CRI	85
IP	20
Dimmable	No

Articolo completo di base - Article with base



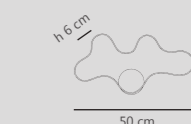
33199	CLARA/M B	Bianco opaco - Matt white
33205	CLARA/M C	Caffè nero - Black coffee

Power	49W
Input	220/240 - 50/60 Hz
K°	3000
Lumen	4854
CRI	85
IP	20
Dimmable	No



33175	CLARA/P B	Bianco opaco - Matt white
33182	CLARA/P C	Caffè nero - Black coffee

Power	28W
Input	220/240 - 50/60 Hz
K°	3000
Lumen	2773
CRI	85
IP	20
Dimmable	No





AVANA

Un autentico oggetto di design, ideale come accessorio di locali pubblici come in locali privati. La sua forma curvilinea è ciò che rende particolare e distintiva questa lampada, per merito di cui l'ambiente si fa chic e d'effetto. La struttura, disponibile in metallo bianco o caffè nero, non è deformabile.

An authentic design object, ideal as an accessory in public places as well as in private places.

Its curvilinear shape is what makes this lamp particular and distinctive, thanks to which the room becomes chic and impressive. The structure is not deformable.

Materiali - Material

2345

AVANA/B

Bianco opaco - Matt white

Montatura in metallo - Metal frame

2352

AVANA/C

Caffè nero - Black coffee

Diffusore acrilico - Acrylic diffuser

Rifinitura - Finishing

○ Bianco opaco - Matt white

● Caffè nero - Black coffee

Power

42W

Input

220/240 - 50/60 Hz

K°

3000

Lumen

3860

CRI

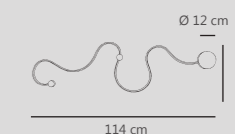
82

IP

20

Dimmable

No





IVAN

Sospensione a Led integrato della forma armoniosa in metallo verniciato bianco o caffè nero. L'intreccio caratteristico che forma questa lampada, la rende facilmente adattabile a tutte le esigenze e spazi.

Integrated LED hanging lamp of the harmonious shape in white or black coffee painted metal. The characteristic interweaving that forms this lamp makes it easily adaptable to all tastes and spaces.

Materiali - Material

Alluminio estruso - Extruded aluminium
Diffusore acrilico - Acrylic diffuser

Rifinitura - Finishing

- Bianco opaco - Matt white
- Caffè nero - Black coffee

2185

IVAN/B

Bianco opaco - Matt white

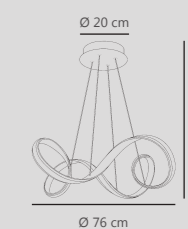
2192

IVAN/C

Caffè nero - Black coffee

Power **45W**
Input **220/240 - 50/60 Hz**
K° **3000**
Lumen **4586**
CRI **85**
IP **20**
Dimmable **No**

Articolo completo di base - Article with base







GLEM

Glem è un'impronta, un gesto, un segno grafico, che lascia una sua firma distintiva nello scenario dell'illuminazione d'interni.

Le sospensioni hanno delle linee fluide, con delle silhouette decise che sapranno catturare l'attenzione, rendendo il vostro spazio qualcosa di unico.

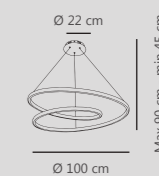
Glem is an imprint, a gesture, a graphic sign, which leaves its own distinctive signature in the interior lighting scenario.

The suspensions have fluid lines, with strong silhouettes that will capture the attention, making your space something unique.

2390	GLEM/100 B	Bianco opaco - Matt white
2383	GLEM/100 C	Caffè nero - Black coffee

Power	75W
Input	220/240 - 50/60 Hz
K°	3000
Lumen	7477
CRI	83
IP	20
Dimmable	No

Articolo completo di base - Article with base



Materiali - Material

Alluminio estruso - Extruded aluminium

Diffusore in acrilico - Acrylic diffuser

Rifinitura - Finishing

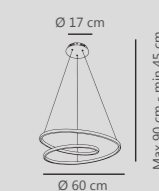
○ Bianco opaco - Matt white

● Caffè nero - Black coffee

2376	GLEM/60 B	Bianco opaco - Matt white
2369	GLEM/60 C	Caffè nero - Black coffee

Power	50W
Input	220/240 - 50/60 Hz
K°	3000
Lumen	5982
CRI	83
IP	20
Dimmable	No

Articolo completo di base - Article with base





LUX


Lux è un costante rincorrersi di linee sinuose, curve precise e regolari che creano forme perfette. I particolari cristalli Asfur incastonati nella montatura, amplificano la resa luminosa evidenziando il design avveniristico di questo intrigante prodotto. Futurismo e funzionalità.

Lux is a constant succession of sinuous lines, precise and regular curves that create perfect shapes. The particular Asfur chrysalis set in the frame, amplify the light output, highlighting the futuristic design of this intriguing product. Futurism and functionality.

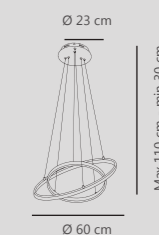
Materiali - Material

Montatura in metallo - Metal frame
Cristalli Asfour - Asfour crystals

Rifinitura - Finishing

 Cromo - Chrome

2420	LUX
Power	60W
Input	220/240 - 50/60 Hz
K°	3000
Lumen	6120
CRI	83
IP	20
Dimmable	No
Articolo completo di base - Article with base	



2437	LUX/L
Power	15W
Input	220/240 - 50/60 Hz
K°	3000
Lumen	1530
CRI	83
IP	20
Dimmable	No







AILA



L'eterna bellezza ed eleganza del marmo incontrano in questa collezione il design e la modernità. Il metallo sublimato crea un'effetto di accoglienza nella stanza, e trasforma una semplice lampada in un vero complemento d'arredo.

The eternal beauty and elegance of marble meet design and modernity in this collection. The sublimated metal creates a welcoming effect in the room, and transforms a simple lamp into a real piece of furniture.

Materiali - Material

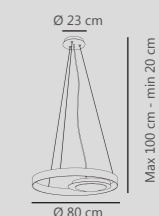
Montatura in metallo - Metal frame
Diffusore in vetro - Glass diffuser

Rifinitura - Finishing

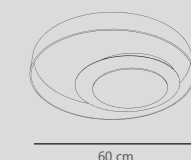
 Nero opaco - Matt black
 Effetto marmo - Marble effect

4295	AILA/S
Power	36W
Input	220/240 - 50/60 Hz
K°	3000
Lumen	3780
CRI	85
IP	20
Dimmable	No

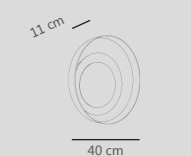
Articolo completo di base - Article with base



4288	AILA/PL60
Power	24W
Input	220/240 - 50/60 Hz
K°	3000
Lumen	2520
CRI	85
IP	20
Dimmable	No



4271	AILA/PL40
Power	18W
Input	220/240 - 50/60 Hz
K°	3000
Lumen	1900
CRI	85
IP	20
Dimmable	No







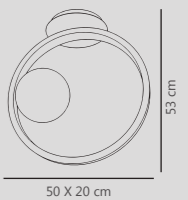
DEA

La soluzione a chi cerca una lampada di gran valore. Dea è una collezione in metallo effetto marmo, la quale ricorda la ricchezza di quel che la natura ci regala.

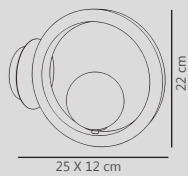
The solution for those looking for a lamp of great value.

Dea is a collection in marble-effect metal, which recalls the richness of what nature gives us.

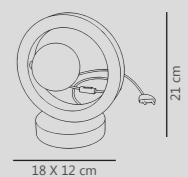
4424	DEA/PL
Lampholder	1 X E27 Not included
Power	1 X max. 60W
Input	220/240 - 50/60 Hz
IP	20



9863	DEA/A
Lampholder	1 X G9 Included
Power	1 X max. 7W
Input	220/240 - 50/60 Hz
IP	20



9870	DEA/L
Lampholder	1 X G9 Included
Power	1 X max. 7W
Input	220/240 - 50/60 Hz
IP	20



Materiali - Material

Montatura in metallo - Metal frame

Diffusore in vetro - Glass diffuser

Rifinitura - Finishing

● Effetto marmo nero - Black marble effect



ARCO

Una maestosa lampada da interni sempre attuale, nasce negli anni '60 per essere tuttora contemporanea.

Arco è una rievocazione vintage che si adatta a qualsiasi ambiente, grazie all'emblematica struttura in metallo verniciato nero ed al diffusore in metacrilato bianco.

A majestic interior lamp that is always up-to-date, it was born in the 60s to be still modern.

Arco is a vintage re-enactment that adapts to any environment, thanks to the emblematic structure in black painted metal and the white methacrylate diffuser.

33656

ARCO

Lampholder

1 X E27 Not included

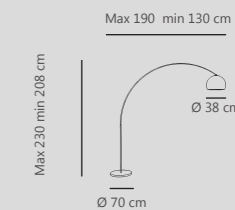
Power

1 X max. 60W

Input

220/240 - 50/60 Hz

IP

20

Materiali - Material


Montatura in metallo - Metal frame

Diffusore in acrilico - Acrylic diffuser

Colore - Color

● Nero Opaco - Matt black

SLOT



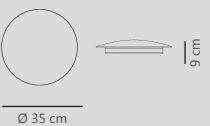
SLOT

Un forma mondana, sobria, perfetta che ben si coniuga con qualunque stile ed ambiente, richiestissima sia per abitazioni private come per locali pubblici. Disponibile in due formati e due colori, si presta facilmente ad installazione sia a parete che a soffitto.

A worldly, sober, perfect shape that blends well with any style and environment, in great demand for both private homes and public places. Available in two sizes and two colors, it easily lends itself to both wall and ceiling installation.

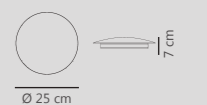
34004	SLOT/35 B	Bianco opaco - Matt white
34011	SLOT/35 N	Nero Opaco - Matt black

Power	9W
Input	220/240 - 50/60 Hz
K°	3000
Lumen	945
CRI	90
IP	20
Dimmable	No



33984	SLOT/25 B	Bianco opaco - Matt white
33991	SLOT/25 N	Nero Opaco - Matt black

Power	6W
Input	220/240 - 50/60 Hz
K°	3000
Lumen	630
CRI	90
IP	20
Dimmable	No



Materiali - Material

Montatura in metallo - Metal frame

Rifinitura - Finishing

○ Bianco opaco - Matt white

● Nero Opaco - Matt black





DOMINO

Linee talmente semplici e regolari da risultare istintive danno vita alle forme di questa lampada da parete dall'aspetto conosciuto ma perfettamente capace di adattarsi all'ambiente rendendo al passo con i tempi e vestendolo con l'eleganza tipica della semplicità Sikrea.

Lines so simple and regular as to be instinctive give life to the shapes of this wall lamp with a familiar appearance but perfectly capable of adapting to the room, keeping it up with the times and dressing it with the elegance typical of Sikrea simplicity.

Materiali - Material

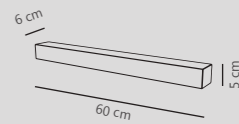
Montatura in metallo - Metal frame

Diffusore in acrilico satinato - Satiny acrylic diffuser

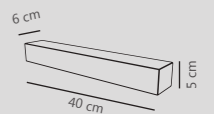
Rifinitura - Finishing

Bianco opaco - Matt white

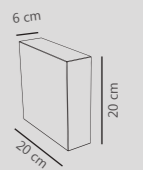
8125	DOMINO/A60
Power	12W
Input	220/240 - 50/60 Hz
K°	3000
Lumen	1140
CRI	90
IP	20
Dimmable	No



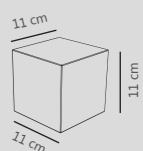
8132	DOMINO/A40
Power	8W
Input	220/240 - 50/60 Hz
K°	3000
Lumen	760
CRI	90
IP	20
Dimmable	No



8149	DOMINO/20
Power	12W
Input	220/240 - 50/60 Hz
K°	3000
Lumen	1140
CRI	90
IP	20
Dimmable	No



8156	DOMINO/11
Lampholder	3 X G9 Included
Power	3 X max. 9W
Input	220/240 - 50/60 Hz
IP	20



LINEAR





LINEAR

Stilosa, essenziale, minimale. Rigorosa nelle geometrie e versatile nell'utilizzo. Linear è una collezione in metallo verniciato nero e diffusore in acrilico; tecnologicamente all'avanguardia ed esteticamente impeccabile.

Stylish, essential, minimal. Rigorous in geometry and versatile in use.

Linear is a collection in black painted metal and acrylic diffuser; technologically advanced and aesthetically flawless.

Materiali - Material

Montatura in metallo - Metal frame

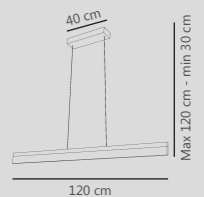
Diffusore in acrilico - Acrylic diffuser

Rifinitura - Finishing

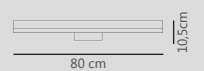
● Nero Opaco - Matt black

2178	LINEAR
Power	30W
Input	220/240 - 50/60 Hz
K°	4000
Lumen	2910
CRI	83
IP	20
Dimmable	No



Articolo completo di base - Article with base



2604	LINEAR/800
Power	20W
Input	220/240 - 50/60 Hz
K°	4000
Lumen	1940
CRI	83
IP	20
Dimmable	No



2598	LINEAR/400
Power	10W
Input	220/240 - 50/60 Hz
K°	4000
Lumen	970
CRI	83
IP	20
Dimmable	No







IRIS

Iris significa forme armoniche e colori eleganti. Il suo prezioso vetro crea un'atmosfera d'effetto in tutto l'ambiente, plasmando una moltitudine di combinazioni di riflessi di luce.

Iris means harmonious shapes and elegant colors. Its precious glass creates an effective atmosphere in the whole environment, shaping a multitude of combinations of light reflections.

Materiali - Material

Montatura in metallo - Metal frame
Diffusore in vetro - Glass diffuser

Rifinitura - Finishing

Trasparente - Transparent


2734

IRIS/1

Lampholder **1 X E14 Not included**
Power **1 X max. 45W**
Input **220/240 - 50/60 Hz**
IP **20**



Articolo senza base - Item without base
Basi Mod. A/B/R disponibili a fine catalogo -
Mod. A/B/R bases available at the end of the
catalogue



Materiali - Material

Montatura in metallo - Metal frame
Diffusore in vetro - Glass diffuser

Rifinitura - Finishing

Cromo lucido - Polished chrome

2741

IRIS/2

Lampholder **1 X E14 Not included**
Power **1 X max. 45W**
Input **220/240 - 50/60 Hz**
IP **20**



Articolo senza base - Item without base
Basi Mod. A/B/R disponibili a fine catalogo -
Mod. A/B/R bases available at the end of the
catalogue







GAIA

Elegante, ricercata, unica.


Gaia è una sospensione caratterizzata dalla particolarissima lavorazione in vetro, realizzata dalle sapienti mani dei nostri maestri vetrai, abbinata alle più avanzate tecnologie formando così un decoro innovativo.

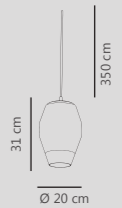
La bellezza del vetro e i riflessi di luce rendono suggestivo ogni ambiente.


Elegant, refined, unique.

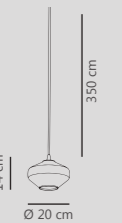
Gaia is a suspension characterized by the very particular glass processing, made by skilled hands of our glass masters, combined with the most advanced technologies thus forming an innovative decoration.


The beauty of the glass and the reflections of light make any environment evocative.

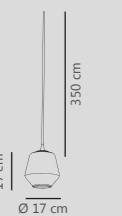
2697	GAIA/1
Lampholder	1 X E14 Not included
Power	1 X max. 45W
Input	220/240 - 50/60 Hz
IP	20
	Articolo senza base - Item without base Basi Mod. A/B/R disponibili a fine catalogo - Mod. A/B/R bases available at the end of the catalogue



2703	GAIA/2
Lampholder	1 X E14 Not included
Power	1 X max. 45W
Input	220/240 - 50/60 Hz
IP	20
	Articolo senza base - Item without base Basi Mod. A/B/R disponibili a fine catalogo - Mod. A/B/R bases available at the end of the catalogue



2710	GAIA/3
Lampholder	1 X E14 Not included
Power	1 X max. 45W
Input	220/240 - 50/60 Hz
IP	20
	Articolo senza base - Item without base Basi Mod. A/B/R disponibili a fine catalogo - Mod. A/B/R bases available at the end of the catalogue




Materiali - Material

Montatura in metallo - Metal frame

Diffusore in vetro - Glass diffuser

Rifinitura - Finishing

 Ambra chiaro - Light amber

 Oro verniciato opaco - Matt painted gold

CONO





CONO

Le tradizionali tecniche di lavorazione del vetro che danno vita ad una figura tradizionale: così è come nasce Cono.

Sempre attuale, questo vetro può essere utilizzato singolarmente come in composizione di più creata a piacimento, soddisfacendo in questo modo la volontà di arredare spazi diversi con esigenze diverse.

The traditional glass working techniques that give life to a traditional figure: this is how Cono was born.

Always up-to-date, this glass can be used individually or in multiple compositions, thus satisfying the desire to furnish different spaces with different needs.


Materiali - Material

Montatura in metallo - Metal frame

Diffusore in vetro - Glass diffuser

Rifinitura - Finishing

 Caffè - Coffee

 Trasparente - Transparent

4233

CONO/C

Caffè - Coffee

2680

CONO/T

Trasparente - Transparent

Lampholder

1 X E14 Not included

Power

1 X max. 45W

Input

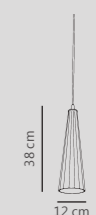
220/240 - 50/60 Hz

IP

20



Articolo senza base - Item without base
Basi Mod. A/B/R disponibili a fine catalogo -
Mod. A/B/R bases available at the end of the
catalogue



AURORA



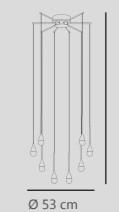
AURORA

Una pioggia delicata di simil gocce dorate caratterizzano questa sospensione, facilmente adattabile a qualsiasi situazione mediante la regolazione dei cavi e alla sua versatilità nel vestire una stanza.

A delicate rain of similar golden drops characterize this suspension, easily adaptable to any situation by adjusting the cables and its versatility in dressing a room.

2109	AURORA
Power	56W
Input	220/240 - 50/60 Hz
K°	3000
Lumen	6440
CRI	85
IP	20
Dimmable	No

Articolo completo di base - Article with base



4479	AURORA/1
Power	7W
Input	220/240 - 50/60 Hz
K°	3000
Lumen	85
CRI	85
IP	20
Dimmable	No

Articolo completo di base - Article with base




Materiali - Material

Montatura in metallo - Metal frame

Diffusore in vetro - Glass diffuser

Colore - Color

 Oro verniciato - Varnished gold



MAREA










Materiali - Material


Montatura in metallo - Metal frame

Rifinitura - Finishing

 Bianco opaco - Matt white

 Cromo - Chrome

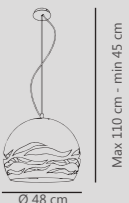
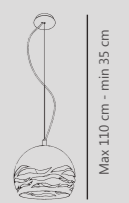
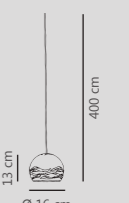

 Oro - Gold

 Rame - Copper

MAREA

Progettata come sospensione singola o multipla, Marea rappresenta una scelta di stile inconfondibile. Disegnata da mille sfaccettature che contengono, e allo stesso tempo rilasciano, una luce affascinante, confortevole e giocosa, dando il perfetto tocco di classe per dar vita alla vostra casa.

Designed as a single or multiple suspension, Marea represents an unmistakable style choice. Designed with a thousand facets that contain, and at the same time release, a charming, comfortable and playful light, giving the perfect touch of class to give life to your home.

3464	MAREA/S B	Bianco opaco - Matt white	
Lampholder	1 X E27 Not included		
Power	1 X max. 60W		
Input	220/240 - 50/60 Hz		
IP	20		
Articolo completo di base - Article with base			
3465	MAREA/SP B	Bianco opaco - Matt white	
3385	MAREA/SP C	Cromo - Chrome	
3396	MAREA/SP O	Oro - Gold	
3411	MAREA/SP R	Rame - Copper	
Lampholder	1 X E27 Not included		
Power	1 X max. 60W		
Input	220/240 - 50/60 Hz		
IP	20		
Articolo completo di base - Article with base			
3422	MAREA/P B	Bianco opaco - Matt white	
3500	MAREA/P C	Cromo - Chrome	
3529	MAREA/P O	Oro - Gold	
3545	MAREA/P R	Rame - Copper	
Lampholder	1 X E14 Not included		
Power	1 X max. 45W		
Input	220/240 - 50/60 Hz		
IP	20		
	Articolo senza base - Item without base		
	Basi Mod. A/B/R disponibili a fine catalogo - Mod. A/B/R bases available at the end of the catalogue		





MILÙ

Milù ricorda una prodigiosa scultura luminosa contemporanea che domina lo spazio con la sua forte presenza decorativa.

Milù è frutto di uno studio accurato sull'accostamento dei volumi e sulle rispettive dimensioni, al fine di ottenere un insieme equilibrato, che gioca sulla disposizione asimmetrica delle parti. Gli elementi sferici contengono le sorgenti luminose e diffondono nello spazio una luce morbida e confortevole.

Milù reminds a prodigious contemporary luminous sculpture that dominates spaces with its strong decorative presence.


Although it seems like a random combination, Milù is the result of an accurate study on the approach of the volumes and dimensions in order to reach a balanced whole that plays with the asymmetrical positions of parts. The spherical elements contain light sources and diffuse into the space a soft and comfortable light.


Materiali - Material


Montatura in metallo - Metal frame

Vetro satinato - Satiny glass

Rifinitura - Finishing


 Cromo - Chrome

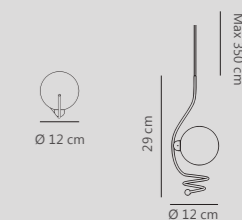
 Oro - Gold

 Rame - Copper

5843	MILÙ/C	Cromo - Chrome
5842	MILÙ/O	Oro - Gold
5841	MILÙ/R	Rame - Copper

Lampholder	1 X G9 Not included
Power	1 X max. 33W
Input	220/240 - 50/60 Hz
IP	20

 **Articolo senza base - Item without base**
Basi Mod. A/B/R disponibili a fine catalogo -
Mod. A/B/R bases available at the end of the
catalogue






VENEZIA

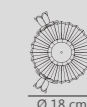
I vetri Venezia parlano il linguaggio della bellezza e della poesia muranese. Creati da un vetro soffiato a bocca e arricchiti da preziosi fiori, che ricordano il tradizionale bocciolo veneziano, testimoni di un sapiente lavoro artigianale. La forma bassa e ampia crea una luce intima, ammorbidita dalla superficie cristallina.

Venezia's glasses speaks the language of Murano's beauty and the poetry. Created from a mouth-blown glass enriched with some precious flowers that remind the traditional glass of Venetian chandeliers, witnesses of a wise craftsmanship. The low and wide shape creates an intimate light, softened by a crystalline surface.

5857	VENEZIA/S A	Vetro ambra - Amber glass
5856	VENEZIA/S C	Vetro cristallo - Crystal glass
5855	VENEZIA/S R	Vetro rosso - Red glass

Lampholder	1 X E14 Not included
Power	1 X max. 33W
Input	220/240 - 50/60 Hz
IP	20




 **Articolo senza base - Item without base**
Basi Mod. A/B/R disponibili a fine catalogo -
Mod. A/B/R bases available at the end of the
catalogue



Materiali - Material

Montatura in metallo - Metal frame
Diffusore in vetro - Glass diffuser

Rifinitura - Finishing

-  Vetro ambra - Amber glass
-  Vetro cristallo - Crystal glass
-  Vetro rosso - Red glass





BELLINI

Perché non osare?
Bellini è la conclusione della ricerca per coloro che richiedono un prodotto mai visto e che lasci tutti a bocca aperta, grazie al richiamo alle linee della natura.
Questa collezione palesa un importante punto della filosofia dei prodotti Sikrea: il design è nei particolari.

Why not dare?
Bellini is the conclusion of the research for those who require a product never seen before and that leaves everyone speechless, thanks to the reference to the lines of nature.
This collection reveals an important point of the philosophy of Sikrea products: the design is in the details.

Materiali - Material

Montatura in metallo - Vetro satinato
Metal frame - Satiny glass

Rifinitura - Finishing

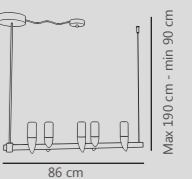
● Bianco opaco - Matt white
● Nero opaco - Matt black
● Ottone spazzolato - Brushed brass

3020

BELLINI/SP5

Lampholder **5 X G9 Included**
Power **5 X max. 9W**
Input **220/240 - 50/60 Hz**
IP **20**

Articolo completo di base - Article with base



Materiali - Material

Montatura in metallo - Vetro satinato
Metal frame - Satiny glass

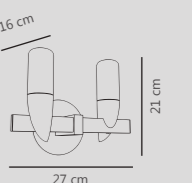
Rifinitura - Finishing

● Nero opaco - Matt black
● Ottone spazzolato - Brushed brass

3019

BELLINI/A2

Lampholder **2 X G9 Included**
Power **2 X max. 9W**
Input **220/240 - 50/60 Hz**
IP **20**



CAMILLA





CAMILLA

Come non amare una sospensione così classica e moderna allo stesso tempo?


L'uso del colore ottone satinato è ciò che ha reso questa lampada speciale ed adatta ad illuminare svariati spazi, soprattutto grazie alle tre soluzioni che offriamo.

How not to love a suspension so classic and modern at the same time?

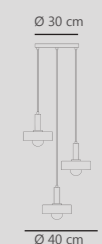
The use of satin brass color is what made this lamp so special and suitable for lighting various spaces, especially thanks to the three frame solutions we offer.

Tutti gli articoli CAMILLA sono completi di base -
All CAMILLA items are complete with base

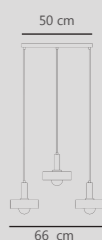
2017	CAMILLA/1
Lampholder	1 X E27 Not included
Power	1 X max. 60W
Input	220/240 - 50/60 Hz
IP	20



2024	CAMILLA/3R
Lampholder	3 X E27 Not included
Power	3 X max. 60W
Input	220/240 - 50/60 Hz
IP	20



2031	CAMILLA/3L
Lampholder	3 X E27 Not included
Power	3 X max. 60W
Input	220/240 - 50/60 Hz
IP	20



Materiali - Material


Montatura in metallo - Metal frame

Rifinitura - Finishing

- Nero opaco - Matt black
- Ottone spazzolato - Brushed brass







ISLA

Grazie alla sua forma particolare ed al cinturino in cuoio, Isla ha la capacità di diventare un gioiello nell'ambiente, valorizzandolo e diffondendo la luce in ogni direzione, sia al di sopra che al di sotto della lampada, grazie ai diffusori in vetro satinato.

Thanks to its particular shape and leather strap, Isla has the ability to become a jewel in the space, enhancing it and spreading the light in every direction, both above and below the lamp, thanks to the satin glass diffusers.

Materiali - Material

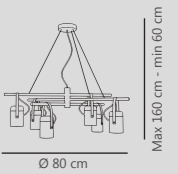
Montatura in metallo e cuoio - Metal and leather frame

Diffusore in vetro - Glass diffuser

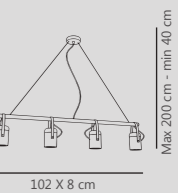
Rifinitura - Finishing

- Ottone brunito spazzolato
Brushed burnished brass

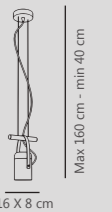
4523	ISLA/S6
Lampholder	6 X GU10 Included 6 X G9 Included
Power	6 + 6 max. 7W
Input	220/240 - 50/60 Hz
IP	20
Articolo completo di base - Article with base	



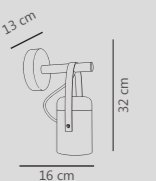
9900	ISLA/S4
Lampholder	4 X GU10 Included 4 X G9 Included
Power	4 + 4 max. 7W
Input	220/240 - 50/60 Hz
IP	20
Articolo completo di base - Article with base	



9894	ISLA/S1
Lampholder	1 X GU10 Included 1 X G9 Included
Power	1 + 1 max. 7W
Input	220/240 - 50/60 Hz
IP	20
Articolo completo di base - Article with base	



9887	ISLA/A
Lampholder	1 X GU10 Included 1 X G9 Included
Power	1 + 1 max. 7W
Input	220/240 - 50/60 Hz
IP	20



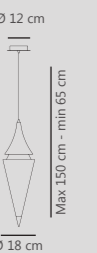


ZAR

Un nome importante per una lampada importante. Zar è una maestosa sospensione composta da metallo verniciato oro e un vetro satinato dalle dimensioni considerevoli. Una montatura sofisticata che ben si abbina ad ambienti classici e contemporanei.

An important name for an important lamp. Zar is a majestic suspension made of gold painted metal and a sizeable satin glass. A sophisticated frame that goes well with classic and contemporary settings.

2659	ZAR
Lampholder	1 X E27 Not included
Power	1 X max. 60W
Input	220/240 - 50/60 Hz
IP	20
Articolo completo di base - Article with base	




Materiali - Material

Montatura in metallo - Metal frame

Vetro satinato - Satiny glass

Rifinitura - Finishing

 Oro verniciato - Varnished gold



VILMA

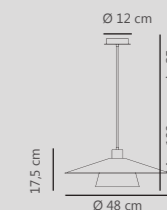
L'elegante sovrapposizione di elementi in metallo dona un elemento di prestigio alla collezione generando una struttura ricercata e versatile. Vilma è una sospensione dal carattere contemporaneo con uno stile informale, ma mai banale.

The elegant overlapping of metal elements gives a prestigious element to the collection, generating a refined and versatile structure.

Vilma is a suspension of a contemporary character with an informal but never banal style.

33748

VILMA/S

Lampholder **1 X E27 Not included**Power **1 X max. 60W**Input **220/240 - 50/60 Hz**IP **20****Articolo completo di base - Article with base**

Materiali - Material

Montatura in metallo - Metal frame

Rifinitura - Finishing



Bianco opaco - Matt white

Oro verniciato - Varnished gold





MILLA

Forme intuitive e conosciute che si accompagnano perfettamente a qualunque ambiente, classico o moderno. Un design che esprime carattere, uniti alla funzionalità e al comfort visivo grazie alla colorazione bianca della sezione interna. A completare questo prodotto, la scelta di finiture ricercate come oro e caffè nero. Milla è il complemento d'arredo perfetto per la vostra casa.

Intuitive and well-known forms that go perfectly with any style, classic or modern. A design that expresses character, combined with functionality and visual comfort thanks to the coloring white interior section. To complete this product, the choice of refined finishes such as gold and black coffee. Milla is the perfect piece of furniture for your home.

Materiali - Material

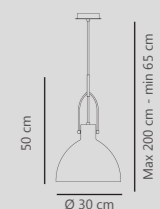
Montatura in metallo - Metal frame

Rifinitura - Finishing

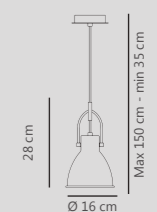
- Caffè nero - Black coffee
- Oro verniciato - Varnished gold



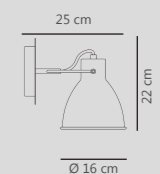
4257	MILLA/SG C	Caffè nero - Black coffee
33762	MILLA/SG O	Oro verniciato - Varnished gold
Lampholder	1 X E27 Not included	
Power	1 X max. 60W	
Input	220/240 - 50/60 Hz	
IP	20	
Articolo completo di base - Article with base		



4264	MILLA/SP C	Caffè nero - Black coffee
33779	MILLA/SP O	Oro verniciato - Varnished gold
Lampholder	1 X E14 Not included	
Power	1 X max. 45W	
Input	220/240 - 50/60 Hz	
IP	20	
Articolo completo di base - Article with base		



4240	MILLA/A C	Caffè nero - Black coffee
33755	MILLA/A O	Oro verniciato - Varnished gold
Lampholder	1 X E14 Not included	
Power	1 X max. 45W	
Input	220/240 - 50/60 Hz	
IP	20	









Materiali - Material

Montatura in metallo - Metal frame

Elemento in metallo pressofornato - Press-formed metal element

Rifinitura - Finishing

 Ottone spazzolato - Brushed Brass

 Bianco opaco - Matt white

MISS

Eclettica nello stile, certamente raffinata nella sua semplicità.

Miss esprime quanto sia importante la cura del dettaglio, il quale consente di arredare ogni ambiente con eleganza, lasciando stupito chiunque. Una linea caratterizzata dalla particolarissima lavorazione artistica del piatto in metallo, con una decorazione in rilievo, color bianco opaco.

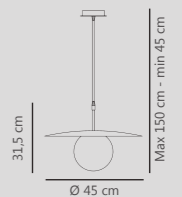
Eclectic in style, certainly refined in its simplicity.

Miss expresses how important attention to detail is, which allows you to furnish any environment with elegance, leaving anyone speechless.

A line characterized by the very particular artistic workmanship of the metal plate, with a relief decoration, matt white.

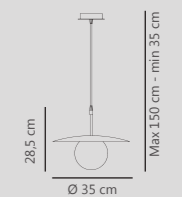
33564	MISS/S45
Lampholder	1 X E27 Not included
Power	1 X max. 60W
Input	220/240 - 50/60 Hz
IP	20

Articolo completo di base - Article with base

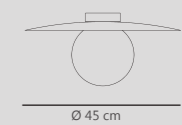


33540	MISS/S35
Lampholder	1 X E14 Not included
Power	1 X max. 45W
Input	220/240 - 50/60 Hz
IP	20

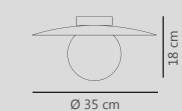
Articolo completo di base - Article with base



33687	MISS/PL45
Lampholder	1 X E27 Not included
Power	1 X max. 60W
Input	220/240 - 50/60 Hz
IP	20



33663	MISS/PL35
Lampholder	1 X E14 Not included
Power	1 X max. 45W
Input	220/240 - 50/60 Hz
IP	20



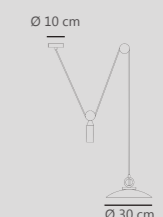


VENETO

Come dare un tocco di originalità alla stanza? La risposta è Veneto: una sospensione caratterizzata dalla sua particolare montatura con bilanciere. Un design che risalta i dettagli, dalla bellezza e semplicità senza tempo.

How to give a touch of originality to the room? The answer is Veneto: a suspension characterized by its particular frame with balance wheel. A design that highlights the details, with timeless beauty and simplicity.

2208	VENETO
Lampholder	1 X E27 Not included
Power	1 X max. 60W
Input	220/240 - 50/60 Hz
IP	20
Articolo completo di base - Article with base	



Materiali - Material

Montatura in metallo - Metal frame

Rifinitura - Finishing



Nero opaco - Matt black

Ottone spazzolato - Brushed brass



VIENNA

Design attuale per Vienna: collezione con struttura in metallo verniciato nero opaco e caratterizzata dal suo diffusore orientabile 360°. Perfetta per illuminare svariate tipologie di ambiente, creando stupore.

Current design for Vienna: collection with structure in matt black painted metal and characterized by its 360° adjustable diffuser. Perfect for illuminating various types of places, creating amazement.

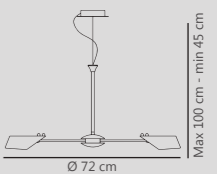
Materiali - Material

Montatura in metallo - Metal frame

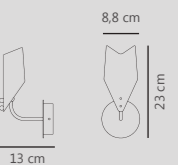
Rifinitura - Finishing

- Nero opaco - Matt black
- Ottone spazzolato - Brushed brass

2963	VIENNA/S
Lampholder	8 X G9 included
Power	8 X max. 9W
Input	220/240 - 50/60 Hz
IP	20
Articolo completo di base - Article with base	



2970	VIENNA/A
Lampholder	1 X G9 included
Power	1 X max. 9W
Input	220/240 - 50/60 Hz
IP	20





SOFIA


Sofia, con il suo design senza tempo, esprime tutta la sua classe con le sfumature oro e argento eseguite manualmente dai nostri artigiani. Questa collezione è la risposta adatta alla richiesta di una lampada moderna che richiami la nostra tradizione. Paralume disponibile come accessorio.

Sofia, with its timeless design, expresses all its class with the gold and silver shades made by hand by our craftsmen. This collection is the right answer to the request for a modern lamp that reminds us of our tradition. Lampshade available as an accessory.

Materiali - Material


Montatura in metallo - Metal frame

Rifinitura - Finishing

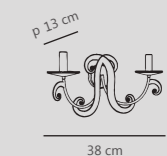
 Argento antico - Antiqued silver



3541	SOFIA/S
Lampholder	6 X E14 Not included
Power	6 X max. 45W
Input	220/240 - 50/60 Hz
IP	20
Articolo completo di base - Article with base	



3538	SOFIA/A
Lampholder	2 X E14 Not included
Power	2 X max. 45W
Input	220/240 - 50/60 Hz
IP	20



3540	SOFIA/L
Lampholder	1 X E14 Not included
Power	1 X max. 45W
Input	220/240 - 50/60 Hz
IP	20



3539	SOFIA/PARALUME LAMP SHADE
------	-------------------------------------



SAVOIA

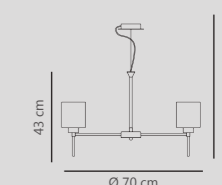


SAVOIA

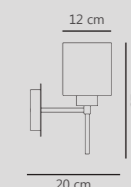
Semplice nel concept ma ricercata nei dettagli, la caratterizza l'equilibrio tra la leggerezza del vetro e la forma lineare della montatura, perfetto per esaltare i particolari del punto luce. Savoia porta brio nella tua casa con la sua eleganza innata.

Simple in concept but refined in details, it characterizes the balance between the lightness of the glass and the linear shape of the frame, perfect for enhancing the detail of the light point. Savoia brings liveliness to your home with her innate elegance.

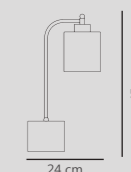
33076	SAVOIA/S
Lampholder	8 X E27 Not included
Power	8 X max. 60W
Input	220/240 - 50/60 Hz
IP	20
Articolo completo di base - Article with base	



33083	SAVOIA/A
Lampholder	1 X E27 Not included
Power	1 X max. 60W
Input	220/240 - 50/60 Hz
IP	20



33090	SAVOIA/L
Lampholder	1 X E27 Not included
Power	1 X max. 60W
Input	220/240 - 50/60 Hz
IP	20





Materiali - Material

Montatura in metallo - Metal frame

Diffusore in vetro - Glass diffuser

Rifinitura - Finishing

-  Vetro ambra - Amber glass
-  Ottone spazzolato - Brushed brass



GIOCONDA



Presenza raffinata e delicata luce diffusa caratterizzano la collezione Gioconda, tracciata da una lineare struttura decorata con sfere in vetro e rifinita da un fine paralume in tessuto. Una montatura sofisticata che ben si abbina ad ambienti classici e contemporanei.

Refined presence and delicate diffused light characterize the Gioconda collection, traced by a linear structure decorated with glass spheres and finished by a fine fabric diffuser. A sophisticated frame that goes well with classic and contemporary settings.

Materiali - Material

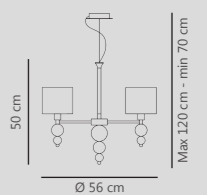
Montatura in metallo e vetro - Metal and glass frame
Paralume in tessuto - Fabric lampshade

Rifinitura - Finishing

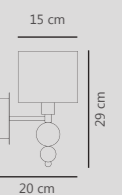
-  Paralume avorio - Ivory lampshade
-  Ottone spazzolato - Brushed brass



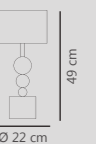
33106	GIOCONDA/S
Lampholder	4 X E14 Not included
Power	4 X max. 45W
Input	220/240 - 50/60 Hz
IP	20
Articolo completo di base - Article with base	



33113	GIOCONDA/A
Lampholder	1 X E14 Not included
Power	1 X max. 45W
Input	220/240 - 50/60 Hz
IP	20



33120	GIOCONDA/L
Lampholder	1 X E14 Not included
Power	1 X max. 45W
Input	220/240 - 50/60 Hz
IP	20



MINERVA

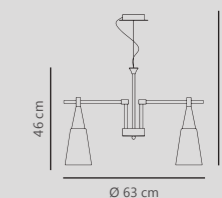


MINERVA

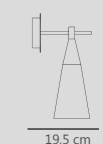
Design contemporaneo per Minerva.
Una collezione dalla struttura in metallo verniciato nero abbinato ad un cono in vetro opale e dei preziosi dettagli color oro. Minerva è l'ideale per illuminare svariate tipologie di ambiente, creando un gioco classico-moderno di impatto.

Contemporary design for Minerva.
A collection with a black painted metal structure combined with a frosted glass cone and precious gold-colored details. Minerva is ideal for lighting various types of room, creating a classic-modern game of impact.

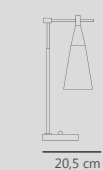
2888	MINERVA/6
Lampholder	6 X E14 Not included
Power	6 X max. 45W
Input	220/240 - 50/60 Hz
IP	20
Articolo completo di base - Article with base	



2901	MINERVA/A
Lampholder	1 X E14 Not included
Power	1 X max. 45W
Input	220/240 - 50/60 Hz
IP	20





2895	MINERVA/L
Lampholder	1 X E14 Not included
Power	1 X max. 45W
Input	220/240 - 50/60 Hz
IP	20



Materiali - Material

Montatura in metallo - Metal frame
Vetro satinato - Satiny glass

Rifinitura - Finishing

-  Nero opaco - Matt black
-  Ottone spazzolato - Brushed brass

VENIER





VENIER

Venier è una collezione di lampade a sospensione e a soffitto dotate di un notevole potere illuminante e capaci di convertire geometrie semplici in un design unico.


Le forme ricordano la linea stilizzata dello stelo di un fiore, che accoglie uno o più boccioli. Ciascun diffusore nella struttura ospita la fonte luminosa, un elemento che rende a queste lampade una presenza scultorea e preziosa al tempo stesso.

Venier is a collection of hanging and ceiling lamps with a remarkable illumination power and it is able to convert simple geometries into a unique design. Shapes recall the stylized shape of the stem of a flower, which receives one or more buds. Each diffuser houses the light source, which is an element that makes these lamps a sculptural and attractive presence at the same time.

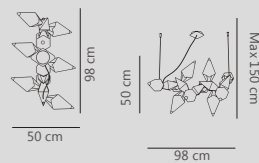
Materiali - Material

Montatura in metallo - Vetro satinato
Metal frame - Satiny glass

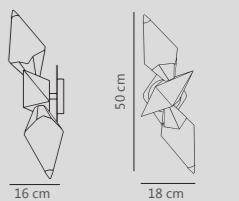
Rifinitura - Finishing

 Oro verniciato - Varnished gold

4592	VENIER/S10
Lampholder	10 X G9 Included
Power	10 X max. 9W
Input	220/240 - 50/60 Hz
IP	20
Articolo completo di base - Article with base	



4714	VENIER/A
Lampholder	2 X G9 Included
Power	2 X max. 9W
Input	220/240 - 50/60 Hz
IP	20



MADAMA

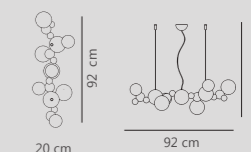


MADAMA

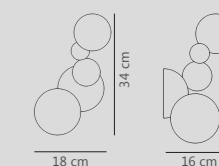
Madama un esercizio di equilibrio: particolari sferici che si combinano in una struttura capace di dar vita ad un singolo pendente in una composizione articolata. La sottile circonferenza degli elementi, artigianalmente realizzati in metallo, contribuisce a rendere l'oggetto estremamente leggero ed elegante. Gli elementi di cui si compone Madama, seppur anche decorativi, assolvono ad una funzione importante di asimmetria con la sorgente luminosa. La quale contribuisce alla creazione di un equilibrio armonioso.

Madama is a exercise of balace: spherical archetypes that combine in a structure able to give life to a single pendant in an articulated composition. The thin circumference of elements, which are handcrafted in metal, helps to make object extremely light and elegant. The elements of which Madama is made, although also decorative, have a bearing function: lead cables to the spheres, which guard the light source. These ones contributes to the creation of a harmonious balance.

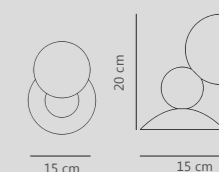
5840	MADAMA/S
Lampholder	6 X G9 Included
Power	6 X max. 33W
Input	220/240 - 50/60 Hz
IP	20
Articolo completo di base - Article with base	



5839	MADAMA/A
Lampholder	2 X G9 Included
Power	2 X max. 33W
Input	220/240 - 50/60 Hz
IP	20




5838	MADAMA/L
Lampholder	1 X G9 Included
Power	1 X max. 33W
Input	220/240 - 50/60 Hz
IP	20



Materiali - Material

Montatura in metallo - Metal frame
Vetro satinato - Satiny glass

Rifinitura - Finishing

 Oro verniciato - Varnished gold



CORTINA

I suoi suggestivi giochi di luce creati dai petali in acrilico che si incontrano, rendono questa collezione un elogio al design.

L'originalità è alla base di questo prodotto, ma ciò non comporta un ambiente altrettanto particolare per l'ambientazione, in quanto si adegua a qualsiasi stile e ambiente.

Its suggestive plays of light created by the acrylic petals that meet, make this collection a tribute to design.

Originality is the basis of this product, but this does not imply an equally particular environment for the setting, as it adapts to any style and room.

Materiali - Material

Montatura in metallo - Metal frame

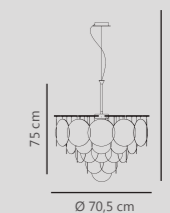
Diffusore acrilico - Acrylic diffuser

Rifinitura - Finishing

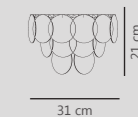
○ Bianco opaco - Matt white

2987	CORTINA/S
Lampholder	5 X E14 Not included
Power	5 X max. 45W
Input	220/240 - 50/60 Hz
IP	20

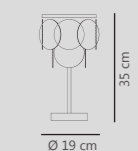
Articolo completo di base - Article with base



33007	CORTINA/A
Lampholder	2 X E14 Not included
Power	2 X max. 45W
Input	220/240 - 50/60 Hz
IP	20



2994	CORTINA/L
Lampholder	1 X E14 Not included
Power	1 X max. 45W
Input	220/240 - 50/60 Hz
IP	20





DAMASCO/3



Un sinonimo di eleganza? Damasco.
Un lampadario in vetro artistico avvolto da un paralume: una linea ricercata, che non stanca mai.
Damasco è capace di illuminare con distinzione, ricordando la classicità in un'epoca moderna.

A synonym of elegance? Damasco.
An artistic glass chandelier wrapped in a lampshade: a refined line that never tires.
Damasco is able to light up with distinction, recalling the classicism in a modern era.

Materiali - Material

Montatura in metallo e vetro - Metal and glass frame
Paralume in tessuto - Fabric lampshade

Rifinitura - Finishing

-  Vetro cristallo - Crystal glass
-  Paralume beige - Beige lampshade



3320	DAMASCO/3 S80
Lampholder	8 X E14 Not included
Power	8 X max. 45W
Input	220/240 - 50/60 Hz
IP	20
Articolo completo di base - Article with base	



Ø 80 cm

Max 120 cm - min 55 cm

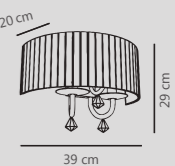
3319	DAMASCO/3 S60
Lampholder	5 X E14 Not included
Power	5 X max. 45W
Input	220/240 - 50/60 Hz
IP	20
Articolo completo di base - Article with base	



Ø 60 cm

Max 120 cm - min 52 cm

3317	DAMASCO/A
Lampholder	2 X E14 Not included
Power	2 X max. 45W
Input	220/240 - 50/60 Hz
IP	20

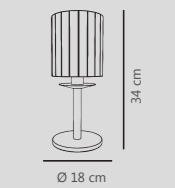


39 cm

20 cm

29 cm

3318	DAMASCO/L
Lampholder	1 X E14 Not included
Power	1 X max. 45W
Input	220/240 - 50/60 Hz
IP	20



Ø 18 cm

34 cm

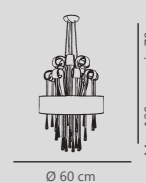


ELISABETH

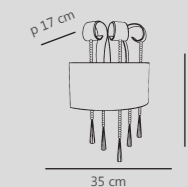
Un must da anni che ancora oggi riscuote un grande interesse. Elisabeth si differenzia per il raffinato abbinamento di vetro muranese ai cristalli Asfur, contornati da un paralume bianco. Con la sua ricercatezza, questa collezione completa l'ambiente divinamente.

A must for years that still attracts great interest today. Elisabeth stands out for the refined combination of Murano glass with Asfur crystals, surrounded by a white lampshade. With her refinement, this collection completes the environment divinely.

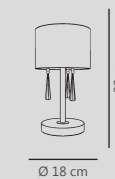
3335	ELISABETH/S
Lampholder	5 X E14 Not included
Power	5 X max. 45W
Input	220/240 - 50/60 Hz
IP	20
Articolo completo di base - Article with base	



3333	ELISABETH/A
Lampholder	2 X E14 Not included
Power	2 X max. 45W
Input	220/240 - 50/60 Hz
IP	20



3334	ELISABETH/L
Lampholder	1 X E14 Not included
Power	1 X max. 45W
Input	220/240 - 50/60 Hz
IP	20



Materiali - Material

Montatura metallo - Vetro di Murano - Paralume in tessuto
Metal frame - Murano glass - Fabric lampshade

Rifinitura - Finishing

○ Bianco opaco - Matt white

ESTER



ESTER



Il gran lavoro delle abili mani esperte di maestri vetrai, rende immaginabile la creazione di questa collezione. Ester è il connubio perfetto tra classicità e modernità: il vetro ed i paralumi sono semplici ma sofisticati, ed insieme sono abbinabili al più moderno degli ambienti come al più classico degli arredamenti.

The great work of the skilled expert hands of glass masters makes the creation of this collection imaginable. Ester is the perfect combination of classicism and modernity: the glass and the lampshades are simple but sophisticated, and together they can be combined with the most modern of places as well as the most classic of furnishings.

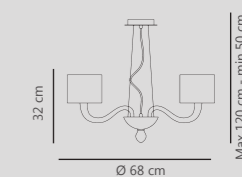
Materiali - Material

Montatura in vetro - Glass frame
Paralume in tessuto - Fabric lampshade

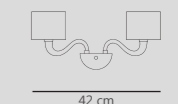
Rifinitura - Finishing

 Vetro cristallo - Crystal glass
 Nero opaco - Matt black

2857 ESTER/6
Lampholder **6 X E14 Not included**
Power **6 X max. 45W**
Input **220/240 - 50/60 Hz**
IP **20**
Articolo completo di base - Article with base



2864 ESTER/A
Lampholder **2 X E14 Not included**
Power **2 X max. 45W**
Input **220/240 - 50/60 Hz**
IP **20**



2871 ESTER/L
Lampholder **1 X E14 Not included**
Power **1 X max. 45W**
Input **220/240 - 50/60 Hz**
IP **20**



VICTORIA





VICTORIA

Victoria, prodotto di grande personalità e raffinatezza, viene realizzato con cristalli asfour fumè raccolti a petalo in una montatura nero perla di unico valore artigianale.
Il design e la resa cromatica di questa collezione rendono l'ambiente unico e prezioso nel suo genere.

Victoria, with its big personality and refinement, is realized with asfour smoky crystals collected as petals in a black pearl frame of unique handcrafted value.
The design and the colour rendering of this collection make the environment unique and precious in its kind.

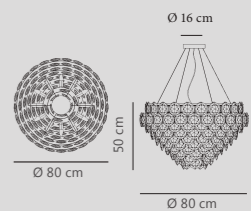
Materiali - Material

Montatura in metallo - Metal frame
Cristallo Asfour - Asfour crystals

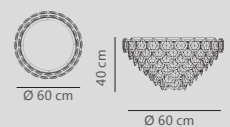
Rifinitura - Finishing

● Nero perla - Pearl black

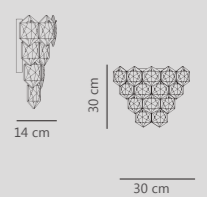
5836	VICTORIA/S80
Lampholder	23 X E14 Not included
Power	23 X max. 33W
Input	220/240 - 50/60 Hz
IP	20
Articolo completo di base - Article with base	



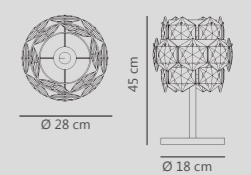
5835	VICTORIA/PL60
Lampholder	13 X E14 Not included
Power	13 X max. 33W
Input	220/240 - 50/60 Hz
IP	20



5834	VICTORIA/A
Lampholder	3 X E14 Not included
Power	3 X max. 33W
Input	220/240 - 50/60 Hz
IP	20



5833	VICTORIA/L
Lampholder	1 X E14 Not included
Power	1 X max. 33W
Input	220/240 - 50/60 Hz
IP	20





FIRENZE

Un ritorno al passato e alla tradizione italiana. La collezione Firenze rappresenta quanto siano ancora ricercate le nostre abitudini nel corso del tempo. Un lampadario artistico in vetro che si presenta con un disegno elegante ed armonioso, lavorato da mani capaci che continuano a creare emozioni.



A return to the past and to the Italian tradition. The Firenze collection represents how much our habits are still sought after over time.

An artistic glass chandelier that comes with an elegant and harmonious design, worked by able hands that continue to create emotions.

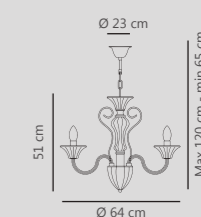
Materiali - Material

Montatura in metallo e Vetro
Metal frame and Glass

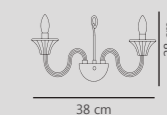
Rifinitura - Finishing

 Cromo - Chrome
 Cristallo - Crystal

2758	FIRENZE/6
Lampholder	6 X E14 Not included
Power	6 X max. 45W
Input	220/240 - 50/60 Hz
IP	20
Articolo completo di base - Article with base	



2802	FIRENZE/A
Lampholder	2 X E14 Not included
Power	2 X max. 45W
Input	220/240 - 50/60 Hz
IP	20



2819	FIRENZE/L
Lampholder	1 X E14 Not included
Power	1 X max. 45W
Input	220/240 - 50/60 Hz
IP	20





CANOVA

Una linea che mai verrà superata: ecco cosa rappresenta la collezione Canova. Il vetro artistico è capace di illuminare con una classe inconfondibile, creando un'atmosfera unica del suo genere.



A line that will never be surpassed: this is what the Canova collection represents. Art glass is able to light up with an unmistakable class, creating a unique atmosphere of its kind.

Materiali - Material

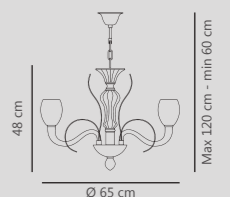
Montatura in metallo - Metal frame

Vetro - Glass

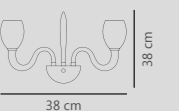
Rifinitura - Finishing

-  Cromo - Chrome
-  Cristallo - Crystal

2826	CANOVA/6
Lampholder	6 X E14 Not included
Power	6 X max. 45W
Input	220/240 - 50/60 Hz
IP	20
Articolo completo di base - Article with base	



2833	CANOVA/A
Lampholder	2 X E14 Not included
Power	2 X max. 45W
Input	220/240 - 50/60 Hz
IP	20



2840	CANOVA/L
Lampholder	1 X E14 Not included
Power	1 X max. 45W
Input	220/240 - 50/60 Hz
IP	20





VENTAGLIO

Un nostro prodotto di punta, e tuttora molto richiesto.
La collezione Ventaglio ricorferma l'importanza dei dettagli e dell'eleganza nella semplicità.

One of our flagship products, and still in great demand.
The Ventaglio collection reconfirms the importance of details and elegance in simplicity.

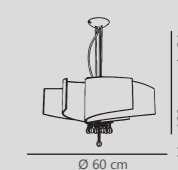
Materiali - Material

Montatura in metallo - Metal frame
Vetro satinato - Satiny glass

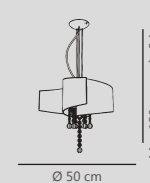
Rifinitura - Finishing

Bianco opaco - Matt white

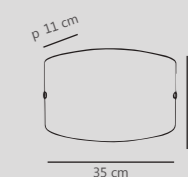
3751	VENTAGLIO/S
Lampholder	6 X E14 Not included
Power	6 X max. 45W
Input	220/240 - 50/60 Hz
IP	20
Articolo completo di base - Article with base	



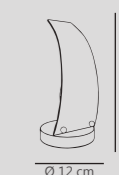
3752	VENTAGLIO/S3
Lampholder	1 X E27 Not included
Power	1 X max. 60W
Input	220/240 - 50/60 Hz
IP	20
Articolo completo di base - Article with base	



3746	VENTAGLIO/A
Lampholder	2 X E14 Not included
Power	2 X max. 45W
Input	220/240 - 50/60 Hz
IP	20



3747	VENTAGLIO/L
Lampholder	1 X G9 Included
Power	1 X max. 9W
Input	220/240 - 50/60 Hz
IP	20





Materiali - Material

Montatura in metallo - Metal frame
Vetro satinato - Satiny glass

Rifinitura - Finishing

- Bianco opaco - Matt white
Vetro bianco - White glass

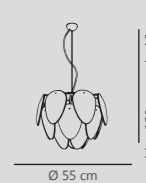


SISSI

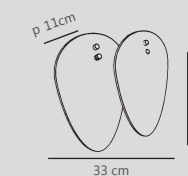
Petali di fiore si trasformano in vetro creando Sissi.
Una serie di lampade dal carattere armonioso e attuale, ideale per creare un gioco classico-moderno nella stanza.

Flower petals are transformed into Sissi crenaso glass.
A series of lamps with a harmonious and contemporary character, ideal for creating a classic-modern game in the room.

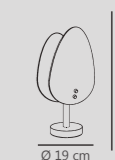
3537	SISSI/S
Lampholder	5 X E27 Not included
Power	5 X max. 60W
Input	220/240 - 50/60 Hz
IP	20
Articolo completo di base - Article with base	



3535	SISSI/A
Lampholder	2 X G9 Included
Power	2 X max. 9W
Input	220/240 - 50/60 Hz
IP	20



3536	SISSI/L
Lampholder	1 X E14 Not included
Power	1 X max. 45W
Input	220/240 - 50/60 Hz
IP	20





ENEAA

Linee talmente semplici e regolari da risultare istintive, danno vita alle forme di questa lampada dall'aspetto conosciuto ma perfettamente capace di adattarsi all'ambiente, vestendo con l'eleganza tipica di vetro e cristalli. Enea è un classico senza tempo.

Lines so simple and regular as to be instinctive, give life to the shapes of this lamp with a familiar appearance but perfectly capable of adapting to the environment, dressing with the typical elegance of glass and crystals. Enea is a timeless classic.


Materiali - Material

Montatura in metallo - Metal frame

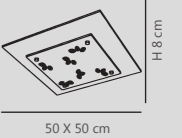
Vetro satinato e Cristalli Asfour - Satiny glass and Asfour crystals

Rifinitura - Finishing

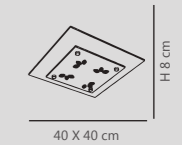
○ Bianco opaco - Vetro Satinato
Matt white - Satiny glass



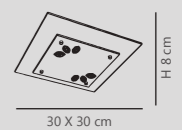
3342	ENEAA/PL50
Lampholder	3 X E14 Not included
Power	3 X max. 45W
Input	220/240 - 50/60 Hz
IP	20



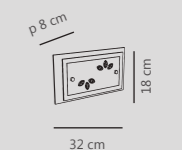
3341	ENEAA/PL40
Lampholder	2 X E14 Not included
Power	2 X max. 45W
Input	220/240 - 50/60 Hz
IP	20



3340	ENEAA/PL30
Lampholder	1 X E14 Not included
Power	1 X max. 45W
Input	220/240 - 50/60 Hz
IP	20



3339	ENEAA/A
Lampholder	1 X E14 Not included
Power	1 X max. 45W
Input	220/240 - 50/60 Hz
IP	20



LENA



LENA

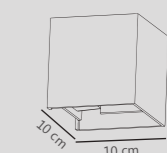
Lampada compatta e di forma cubica, dal carattere versatile ed architettonico. La sua sorgente luminosa Led diffonde una luce bidirezionale regolabile nel grado di apertura, dando la possibilità di creare giochi di luce ed ombre personalizzati, un invito per la vostra estrosa creatività. Ideale sia per interni che per esterni.

Compact and cubic lamp, with a versatile and architectural character. Its Led light source diffuses a bidirectional light adjustable in the degree of opening, giving the possibility to create personalized light and shadow games, an invitation for your whimsical creativity. Ideal for both indoors and outdoors.



4226	LENA/B	Bianco opaco - Matt white
4097	LENA/O	Oro verniciato - Varnished gold

Power	6,8W
Input	220/240 - 50/60 Hz
K°	3000
Lumen	816
CRI	90
IP	54
Dimmable	No



Ideale sia per interni che esterni
Ideal both indoors and outdoors

Materiali - Material

Montatura in alluminio - Aluminium frame

Rifinitura - Finishing

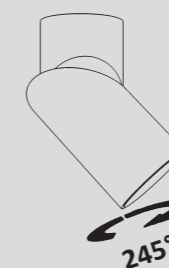
- Bianco opaco - Matt white
- Oro verniciato - Varnished gold



LINK

Sono l'aspetto sobrio e incisivo a rendere Link il prodotto versatile ideale per ogni stile di interno. Caratterizzato da un design elementare, si propone come spot, in due diverse versioni e vari colori. Il fascio di luce emesso dalla sorgente luminosa orientabile con lampadina GU10, è confortevole anche alla vista diretta.

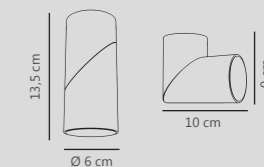
It is the sober and incisive appearance that makes Link the ideal versatile product for any interior style. Characterized by an elementary design, it is proposed as a spot, in two different versions and various colors. The beam of light emitted by the light source with GU10 bulb, even direct sight is comfortable.



3458	LINK/PB	Bianco opaco - Matt white
4561	LINK/PN	Nero Opaco - Matt black

Lampholder
Power
Input
IP

1 X GU10 included
1 X max. 9W
220/240 - 50/60 Hz
20



Materiali - Material

Montatura in metallo - Metal frame

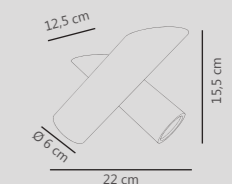
Rifinitura - Finishing

- Bianco opaco - Matt white
- Nero Opaco - Matt black
- Nero/bianco Opaco - Matt black/white
- Oro verniciato/Bianco - Varnished gold/White

4530	LINK/2B	Bianco opaco - Matt white
4547	LINK/2N	Nero/bianco Opaco - Matt black/white
4554	LINK/2O	Oro verniciato/Bianco - Varnished gold/White

Lampholder
Power
Input
IP

2 X GU10 included
2 X max. 9W
220/240 - 50/60 Hz
20









SEVEN

Dall'appeal moderno e ricercato, Seven è un applique con la possibilità di regolazione della luce a piacimento, grazie al diffusore inclinabile.

With a modern and refined appeal, Seven is a wall lamp with the possibility of adjusting the light at will, thanks to the tiltable diffuser.

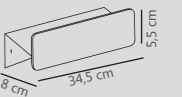


4103

SEVEN

Bianco opaco - Matt white

Power	12W
Input	220/240 - 50/60 Hz
K°	3000
Lumen	1440
CRI	85
IP	20
Dimmable	No



Materiali - Material

Montatura in alluminio - Aluminium frame

Rifinitura - Finishing

 Bianco opaco - Matt white

ETTORE



ETTORE

La struttura in alluminio tondeggiante ospita una fonte luminosa Led, risultando appropriato a tutti i locali privati e pubblici, sia all'interno che all'esterno. Ettore è disponibile nella rifinitura bianco opaco.

The rounded aluminum structure houses a LED light source, making it suitable for all private and public places, both indoors and outdoors. Ettore is available in the matt white finish.

Materiali - Material

2581

ETTORE

Montatura in alluminio - Aluminium frame

Power

12W

Input

220/240 - 50/60 Hz

Rifinitura - Finishing

K°

3000

Lumen

1080

CRI

85

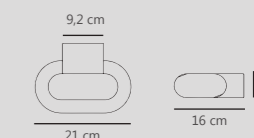
IP

20

Dimmable

No

Bianco opaco - Matt white



CLIP

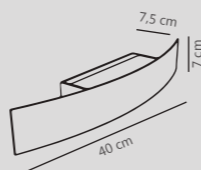


CLIP

Una linea che ha accompagnato il design per molto tempo e che ancora non vuol far parte del passato. Disponibile nella rifinitura nickel spazzolato e cromo, Clip è un applique adatto ad una esigenza di una luce semplice, ma comunque che dia nell'occhio.

A line that has accompanied design for a long time and that still does not want to be part of the past. Available in brushed nickel and chrome finish, Clip is a wall lamp suitable for a need for a simple light, but still eye-catching.

Materiali - Material	3285	CLIP/LED CR	Cromo lucido - Polished chrome
Montatura in metallo - Metal frame	3286	CLIP/LED NS	Nickel spazzolato - Brushed nickel
Diffusore acrilico - Acrylic diffuser			
Rifinitura - Finishing			
 Cromo lucido - Polished chrome			
 Nickel spazzolato - Brushed nickel			
	Power	10W	
	Input	220/240 - 50/60 Hz	
	K°	3000	
	Lumen	1050	
	CRI	85	
	IP	20	
	Dimmable	No	



MARK



MARK

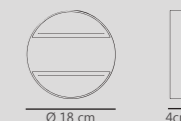
La linea armoniosa e sinuosa della struttura in metallo circolare e la semplicità con cui ospita al centro la fonte luminosa Led, si coniugano in una sintesi perfetta.

Il puro color bianco è il compendio per un gusto informale e contemporaneo. Mark è ideale per soddisfare tutte le esigenze, in quanto installabile sia all'interno che all'esterno.


The harmonious and sinuous line of the circular metal structure and the simplicity with which it houses the Led light source in the center, combine in a perfect synthesis.

The pure white color is the compendium for an informal and contemporary taste. Mark is ideal to meet all needs, as it can be installed both indoors and outdoors.

2574	MARK	Bianco opaco - Matt white
	Power	10W
	Input	220/240 - 50/60 Hz
	K°	3000
	Lumen	1150
	CRI	85
	IP	54
	Dimmable	No



Materiali - Material	
Montatura in alluminio - Aluminium frame	
Diffusore acrilico - Acrylic diffuser	
Rifinitura - Finishing	

 Bianco opaco - Matt white

VEGA

Nel voler soddisfare chi cerca un'umile punto luce nasce il progetto di Vega.
Minimalista e moderno, è facilmente ambientabile in qualsiasi stanza.

The Vega project was born from wanting to satisfy those looking for a humble spot light.
Minimalist and modern, it is suitable for any space.

8040	VEGA/B	Bianco opaco - Matt white
8033	VEGA/N	Nero Opaco - Matt black

Lampholder	1 X GU10 Included
Power	1 X max. 9W
Input	220/240 - 50/60 Hz
IP	20



Materiali - Material

Montatura in alluminio - Aluminium frame

Rifinitura - Finishing

Bianco opaco - Matt white

Nero Opaco - Matt black



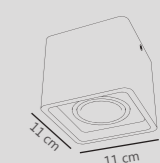
POKER

Rigide linee per Poker: il design minimale garantisce a questo spot di adattarsi ad ogni contesto, moderno o classico che sia, incorniciando la luce ed eliminando qualsiasi elemento esteriore superfluo. Da un tocco di modernità, senza essere invadente.

Rigid lines for Poker: the minimal design guarantees this spot to adapt to any context, whether modern or classic, framing the light and eliminating any superfluous exterior element. It gives a touch of modernity, without being intrusive.

4202	POKER/B	Bianco opaco - Matt white
4219	POKER/N	Nero Opaco - Matt black

Lampholder	1 X GU10 Included
Power	1 X max. 9W
Input	220/240 - 50/60 Hz
IP	20



Materiali - Material

Montatura in alluminio - Aluminium frame

Rifinitura - Finishing

Bianco opaco - Matt white

Nero Opaco - Matt black



RIGA

Forma geometrica sempre attuale per Riga.

Always current geometric shape for Riga.

3527

RIGA/45 B

Bianco opaco - Matt white

Lampholder

2 X R7S LED Included

Power

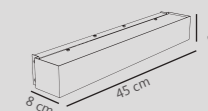
2 X max. 12W

Input

220/240 - 50/60 Hz

IP

20



Materiali - Material

Montatura in alluminio - Aluminium frame

Rifinitura - Finishing

Bianco opaco - Matt white



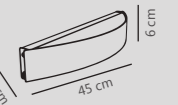
UNICA

Intramontabile linea per Unica.

Timeless line for Unica.

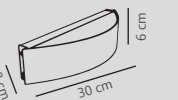
3732	UNICA/45 B	Bianco opaco - Matt white
3734	UNICA/45 M	Marrone opaco - Matt brown

Lampholder	2 X R7S LED Included
Power	2 X max. 12W
Input	220/240 - 50/60 Hz
IP	20



3726	UNICA/30 B	Bianco opaco - Matt white
3728	UNICA/30 M	Marrone opaco - Matt brown

Lampholder	1 X R7S LED Included
Power	1 X max. 12W
Input	220/240 - 50/60 Hz
IP	20



Materiali - Material

Montatura in metallo - Metal mounting

Diffusore in vetro - Glass diffuser

Rifinitura - Finishing

Bianco opaco - Matt white

Marrone opaco - Matt brown



URBAN

Il design lineare per Urban gli permette di adattarsi ad ogni contesto, moderno o classico, pubblico o privato.
Da un tocco di modernità e valorizza l'ambiente.

The linear design for Urban allows it to adapt to any context, modern or classic, public or private.
It gives a touch of modernity and enhances the room.

4189	URBAN/B	Bianco opaco - Matt white
4196	URBAN/N	Nero Opaco - Matt black

Lampholder	1 X GU10 Included
Power	1 X max. 9W
Input	220/240 - 50/60 Hz
IP	20




Materiali - Material

Montatura in alluminio - Aluminium frame

Rifinitura - Finishing

Bianco opaco - Matt white

Nero Opaco - Matt black



640

Una cornice elaborata: tutto ciò che serve a dare un tocco di distinzione a questa lampada. Ideata per l'illuminazione da interno, il suo stile si abbina ad ogni spazio, che abbia uno stile classico o moderno.

An elaborate frame: everything you need to give a touch of distinction to this lamp. Designed for indoor lighting, her style matches any space, whether it has a classic style as well as a modern one.

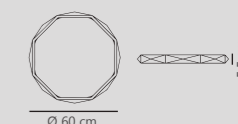
Materiali - Material

Montatura in alluminio - Aluminium frame

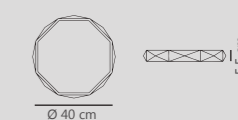
Rifinitura - Finishing

Bianco opaco - Matt white

8002	640/60
Power	72W
Input	220/240 - 50/60 Hz
K°	3000
Lumen	5400
CRI	80
IP	20
Dimmable	No



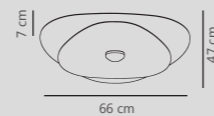
7999	640/40
Power	65W
Input	220/240 - 50/60 Hz
K°	3000
Lumen	4800
CRI	80
IP	20
Dimmable	No



AURA




6459	AURA/LED
Power	46W
Input	220/240 - 50/60 Hz
K°	3000
Lumen	5336
CRI	85
IP	20
Dimmable	No



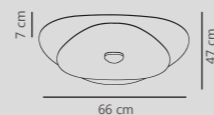
Materiali - Material

Montatura in metallo - Metal frame
Diffusore acrilico - Acrylic diffuser

Rifinitura - Finishing

 Bianco opaco - Matt white

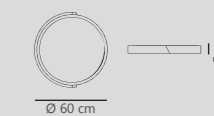
6442	AURA/E14
Lampholder	4 X E14 Not included
Power	4 X max. 45W
Input	220/240 - 50/60 Hz
IP	20



520




9818	520/60
Power	72W
Input	220/240 - 50/60 Hz
K°	3000
Lumen	5400
CRI	80
IP	20
Dimmable	No



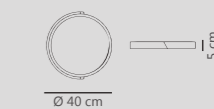
Materiali - Material

Montatura metallo e legno - Metal and wood frame
Diffusore acrilico - Acrylic diffuser

Rifinitura - Finishing

 Nero Opaco - Matt black
Effetto legno - Wood effect

9825	520/40
Power	65W
Input	220/240 - 50/60 Hz
K°	3000
Lumen	4800
CRI	80
IP	20
Dimmable	No



201




Materiali - Material

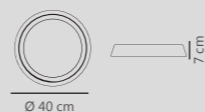
Montatura in metallo eacrilico - Metal and acrylic frame

Diffusore in acrilico - Acrylic diffuser

Rifinitura - Finishing

 Bianco opaco - Matt white

9917	201
Power	60W
Input	220/240 - 50/60 Hz
K°	3000
Lumen	4500
CRI	80
IP	20
Dimmable	No



405




Materiali - Material

Montatura in metallo eacrilico - Metal and acrylic frame

Diffusore in acrilico - Acrylic diffuser

Rifinitura - Finishing

 Grigio metallizzato - Metallized grey

9856	405
Power	40W
Input	220/240 - 50/60 Hz
K°	3000
Lumen	3000
CRI	80
IP	20
Dimmable	No



300



9771	300/60B	Bianco opaco - Matt white
9788	300/60N	Nero Opaco - Matt black

Power	72W
Input	220/240 - 50/60 Hz
K°	3000
Lumen	5400
CRI	80
IP	20
Dimmable	No



Materiali - Material

Montatura in metallo - Metal frame
Diffusore acrilico - Acrylic diffuser

Rifinitura - Finishing

- Bianco opaco - Matt white
- Nero Opaco - Matt black

9795	300/40B	Bianco opaco - Matt white
9801	300/40N	Nero Opaco - Matt black

Power	65W
Input	220/240 - 50/60 Hz
K°	3000
Lumen	4800
CRI	80
IP	20
Dimmable	No



BASI Mod. R

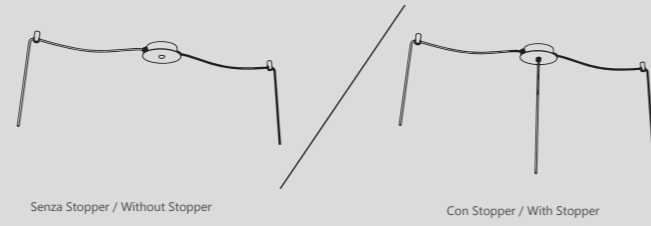
8224	BASE/2R B	Bianco opaco - Matt white
8231	BASE/2R OS	Ottone spazzolato - Brushed brass
8248	BASE/2R N	Nero opaco - Matt black

Base rotonda - Round base
Max 3 punti luce - Max 3 lights

Ø 12 X h 2,5 cm



Completo di 2 nottolini fermacavo + 1 stopper
Complete with 2 cable stop pawls + 1 stopper



5991	BASE/3R B	Bianco opaco - Matt white
5990	BASE/3R C	Cromo - Chrome
6572	BASE/3R OS	Ottone spazzolato - Brushed brass
6657	BASE/3R OV	Oro verniciato - Varnished gold
35292	BASE/3R N	Nero opaco - Matt black

Base rotonda - Round base
Max 3 punti luce - Max 3 lights

Ø 12 X h 2,5 cm

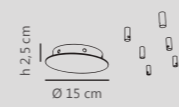


Completo di 3 nottolini fermacavo/complete with 3 cable stop pawls

5987	BASE/6R B	Bianco opaco - Matt white
5986	BASE/6R C	Cromo - Chrome
6589	BASE/6R OS	Ottone spazzolato - Brushed brass
6664	BASE/6R OV	Oro verniciato - Varnished gold
35421	BASE/6R N	Nero opaco - Matt black

Base rotonda - Round base
Max 6 punti luce - Max 6 lights

Ø 15 X h 2,5 cm



Completo di 6 nottolini fermacavo/complete with 6 cable stop pawls

5983	BASE/9R B	Bianco opaco - Matt white
5982	BASE/9R C	Cromo - Chrome
6596	BASE/9R OS	Ottone spazzolato - Brushed brass
6671	BASE/9R OV	Oro verniciato - Varnished gold
35438	BASE/9R N	Nero opaco - Matt black

Base rotonda - Round base
Max 9 punti luce - Max 9 lights

Ø 18 X h 2,5 cm



Completo di 9 nottolini fermacavo/complete with 9 cable stop pawls

5979	BASE/12R B	Bianco opaco - Matt white
5978	BASE/12R C	Cromo - Chrome
6602	BASE/12R OS	Ottone spazzolato - Brushed brass
6688	BASE/12R OV	Oro verniciato - Varnished gold
35445	BASE/12R N	Nero opaco - Matt black

Base rotonda - Round base
Max 12 punti luce - Max 12 lights

Ø 20 X h 2,5 cm



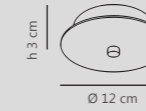
Completo di 12 nottolini fermacavo/complete with 12 cable stop pawls

BASI Mod. A

5975	BASE/1L B	Bianco opaco - Matt white
5974	BASE/1L C	Cromo - Chrome
6541	BASE/1L OS	Ottone spazzolato - Brushed brass
6619	BASE/1L OV	Oro verniciato - Varnished gold
35452	BASE/1L N	Nero opaco - Matt black

Base rotonda - Round base
Max 1 punto luce - Max 1 light

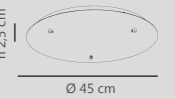
Ø 12 X h 3 cm



3649	BASE/G3L B	Bianco opaco - Matt white
33362	BASE/G3L C	Cromo - Chrome
7432	BASE/G3L N	Nero opaco - Matt black

Base rotonda - Round base
Max 3 punti luce - Max 3 lights

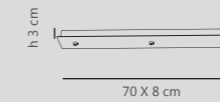
Ø 45 X h 2,5 cm



7456	BASE/3SL B	Bianco opaco - Matt white
7869	BASE/3SL C	Cromo - Chrome
7876	BASE/3SL OS	Ottone spazzolato - Brushed brass
7951	BASE/3SL OV	Oro verniciato - Varnished gold
7968	BASE/3SL N	Nero opaco - Matt black

Base rettangolare - Rectangular base
Max 3 punti luce - Max 3 lights

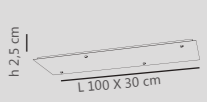
L 70 X 8 X h 3 cm



33403	BASE/G4L B	Bianco opaco - Matt white
33625	BASE/G4L C	Cromo - Chrome
7449	BASE/G4L N	Nero opaco - Matt black

Base rettangolare - Rectangular base
Max 4 punti luce - Max 4 lights

L 100 X 30 X h 2,5 cm



○ Bianco opaco - Matt white

◐ Cromo - Chrome

◑ Ottone spazzolato - Brushed brass

◒ Oro verniciato - Varnished gold

● Nero opaco - Matt black

○ Bianco opaco - Matt white

◐ Cromo - Chrome

◑ Ottone spazzolato - Brushed brass

◒ Oro verniciato - Varnished gold

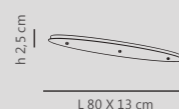
● Nero opaco - Matt black

BASI Mod. B

5971	BASE/3L B	Bianco opaco - Matt white
5970	BASE/3L C	Cromo - Chrome
6558	BASE/3L OS	Ottone spazzolato - Brushed brass
6626	BASE/3L OV	Oro verniciato - Varnished gold
35469	BASE/3L N	Nero opaco - Matt black

Base ovale - Oval base
Max 3 punti luce - Max 3 lights

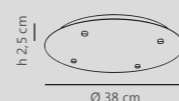
L 80 X 13 X h 2,5 cm



5967	BASE/4L B	Bianco opaco - Matt white
5966	BASE/4L C	Cromo - Chrome
6565	BASE/4L OS	Ottone spazzolato - Brushed brass
6633	BASE/4L OV	Oro verniciato - Varnished gold
35476	BASE/4L N	Nero opaco - Matt black

Base rotonda - Round base
Max 4 punti luce - Max 4 lights

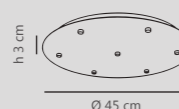
Ø 38 X h 2,5 cm



5963	BASE/7L B	Bianco opaco - Matt white
5962	BASE/7L C	Cromo - Chrome
5506	BASE/7L OS	Ottone spazzolato - Brushed brass
6640	BASE/7L OV	Oro verniciato - Varnished gold
35483	BASE/7L N	Nero opaco - Matt black

Base rotonda - Round base
Max 7 punti luce - Max 7 lights

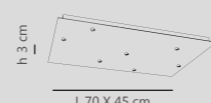
Ø 45 X h 3 cm



8019	BASE/7RE B	Bianco opaco - Matt white
8026	BASE/7RE N	Nero opaco - Matt black

Base rettangolare - Rectangular base
Max 7 punti luce - Max 7 lights

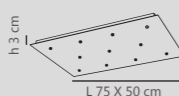
L 70 X 45 X h 3 cm



5959	BASE/11L B	Bianco opaco - Matt white
5958	BASE/11L C	Cromo - Chrome

Base rettangolare - Rectangular base
Max 11 punti luce - Max 11 lights

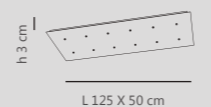
L 75 X 50 X h 3 cm



5957	BASE/12L B	Bianco opaco - Matt white
5956	BASE/12L C	Cromo - Chrome

Base rettangolare - Rectangular base
Max 12 punti luce - Max 12 lights

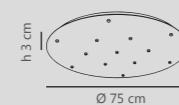
L 125 X 50 X h 3 cm



5955	BASE/13L B	Bianco opaco - Matt white
5954	BASE/13L C	Cromo - Chrome

Base rotonda - Round base
Max 13 punti luce - Max 13 lights

Ø 75 X h 3 cm



○ Bianco opaco - Matt white

● Cromo - Chrome

● Ottone spazzolato - Brushed brass

● Oro verniciato - Varnished gold

● Nero opaco - Matt black

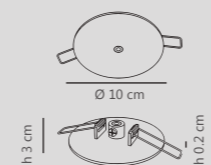
BASE Incasso - Recessed BASE

6525	BASE/1INC B	Bianco opaco - Matt white
6534	BASE/1INC C	Cromo - Chrome
7258	BASE/1INC OS	Ottone spazzolato - Brushed brass
7425	BASE/1INC OV	Oro verniciato - Varnished gold
35490	BASE/1INC N	Nero opaco - Matt black

Base rotonda - Round base
Max 1 punto luce - Max 1 light

Foro - Hole Ø 6 cm

Ø 10 X h 0,2 cm



Questo volume è stato interamente studiato presso lo studio tecnico della nostra sede.
Coordinatore grafico Mirco Memola.

Caratteristiche dei prodotti e condizioni di utilizzo

Salvo diverso ed espresso accordo scritto tra le parti, i parametri funzionali dei prodotti sono quelli espressi, comunicati o comunque risultanti nei disegni e specifiche tecniche del Venditore se esistenti o su quanto indicato sul sito web www.sikrea.com relativamente ai prodotti. I livelli di qualità dei prodotti forniti sono quelli standard del Venditore, evidenziati nelle relative specifiche o su quanto indicato e desumibile sul sito web del Venditore. E' onere del Compratore individuare e comunicare al Venditore le condizioni di utilizzo dei prodotti prima della relativa definizione tecnica. In mancanza di indicazioni da parte del Compratore il Venditore considera condizioni di utilizzo quelle di prassi dallo stesso considerate o esplicitate nei propri disegni e documentazione tecnica.

Products features and conditions of use

Unless otherwise expressly agreed in writing by the parties, the conditions for using of the products are those communicated or in any case resulting from the drawings and technical specifications of the Seller, if any, or as described in the website www.sikrea.com in relation to products. The quality levels of products are the standard quality levels of the Sellers, indicated in the relevant specifications as described on the Seller's website. It is always the Buyer's responsibility to identify and notify the Seller of the conditions of use of products before technically defining them. Failing any particular instructions from the Buyer, the Seller considers as usual conditions of use those it considered or described in its designs and technical documentation.

SIKREA

SIKREA

www.sikrea.com

info@sikrea.com

Sikrea Contemporanea

Via Sile - 31040 Volpago del Montello (TV) - Italy

Tel : +39 0423 622067