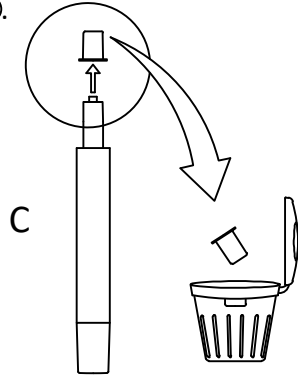


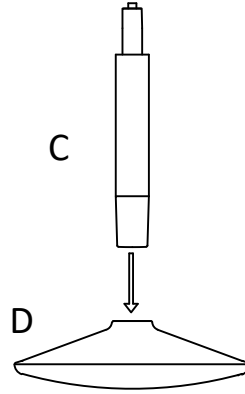
DESKY

Sit Stand Motion Stool Instruction Manual

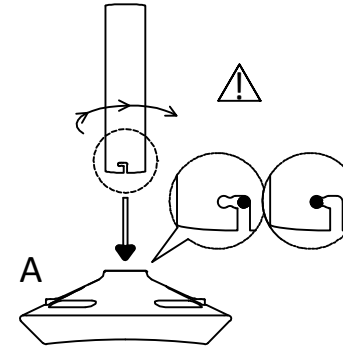
- 1 Remove the black plastic cap from the tip of the cylinder ③.



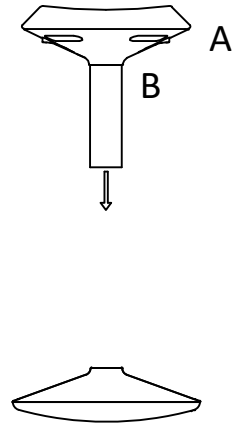
- 2 Insert the tapered end of the cylinder ③ into the base ④.



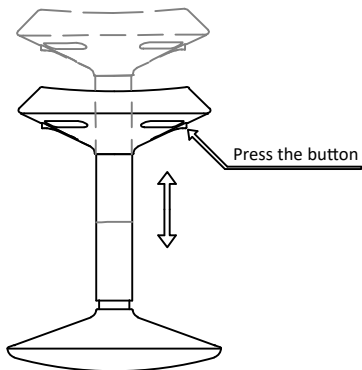
- 3 Press firmly on the plastic tube ② until it clicks into the seat ①.



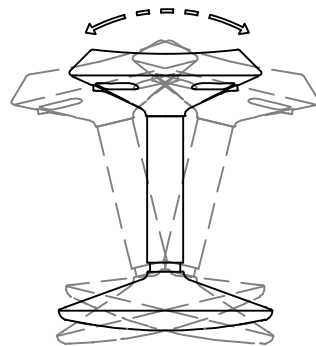
- 4 Slide the seat ① + ② onto the cylinder ③. Once aligned, press firmly on the seat to engage the seat into the cylinder.



To raise/lower the seat, press any of the 2 buttons under the seat while sitting or pushing on the seat.



A wobble stool is designed to let you move freely. The stool can rock, tilt, and swivel 360°.



IMPORTANT!

Only sit on a wobble stool if both of your feet are planted firmly on the ground, and supporting your entire body weight.

