

# DESKY

Instruction Manual

# LED STRIP LIGHT

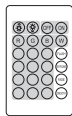
## SAFETY INSTRUCTIONS

- The product is powered by electricity. In order to avoid burns, fire and electric shock and make sure the safe and correct use of the system, please read the instructions carefully before using this product.
- Don't connect a device that exceeds the max. load current for this product, otherwise may cause possible product damage or personal injury.
- Don't use the product if it is damaged in any way, shape or form.
- Don't attempt to repair, disassemble or modify this product.
- Don't place the product near any heat source or in direct sunlight, and make sure the product is out of children's reach.
- Keep the product away from sharp objects or strong corrosive chemicals.
- When bending the strip light during installation, avoid folding the strip light as this may affect the life of the product.
- Before installing the strip light, remove nails, metal or other conductive objects from the mounting surface as this may cause a short circuit.
- Make sure the surface you are going to paste the strip light is smooth, clean and dry.

## PACKAGE CONTENTS



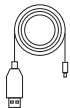
LED Strip Light x1  
(2m/6.6ft)



24-Key Remote Control x1



Flexible Connectors x3




USB Cable x1



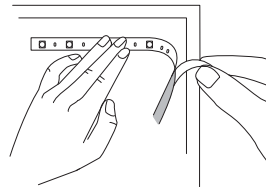
User Manual x1

## INSTALLING STEPS

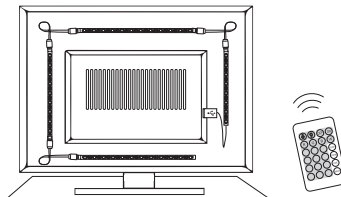
1. Wipe the surface to make sure it's clean and dry.



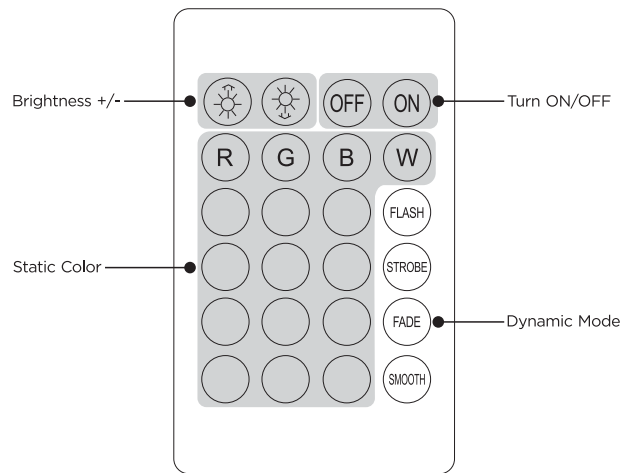
2. Remove the backing of the 3M tape and firmly press and apply it to the light strip.



3. Connect the USB cable to the light strip. Power on the LED strip and begin use.



## CONTROL THE LIGHTING



## SPECIFICATIONS

<b>Light Source</b>	SMD5050 RGB
<b>LED Strip Size(WxL)</b>	1cmx200cm, 30pcs LED/M
<b>Total Strip Length</b>	2m, 4X50cm
<b>Input Voltage</b>	DC 5V
<b>Remote Voltage</b>	3V (1 x CR2025 Cell Battery)
<b>Remote Distance</b>	20m
<b>IP Level</b>	IP20
<b>Light Source Lifespan</b>	25000 Hours