


**flipit**  
Wrap Dress

Flipit. Wrap it.  
Love it!

The

# Plunge Neck with twist

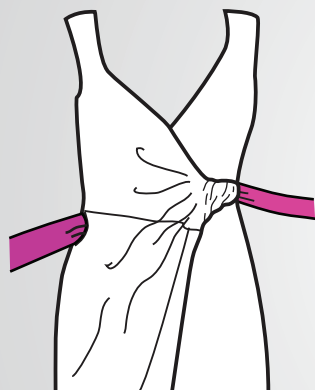
wrap



1

DRAPE IT

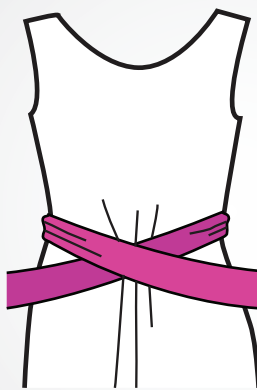
Place dress on, pull tie through opening at the side



2

TWIST IT

Twist the fabric of the dress without twisting the tie



3

CROSS IT

Cross ties around the back, pulling firmly



4

WRAP IT

Bring ties around to front and bow under the bust



For more, visit:

[www.flipitwrapdress.com](http://www.flipitwrapdress.com)

[www.youtube.com/AnnahStretton](http://www.youtube.com/AnnahStretton)



[www.facebook.com/annah.stretton](http://www.facebook.com/annah.stretton)

