

Model Pro
Series



**Smart
dental units.**



Enter the era of digitized dentistry.

Meet the world's first fully digital dental unit designed by the sharpest minds of the industry. Sit back and relax, your journey to the future of dentistry is just starting.



**Model
Pro 500.**



**Model
Pro 600.**

Simplify.



Easy to set up and even easier for day-to-day operations. **Facilitate your clinic's workflow.**

Convert the unit from left to right
in **30 seconds.**



Easy

convertibility.



Connect.

Technology that will change the way you work for the better.



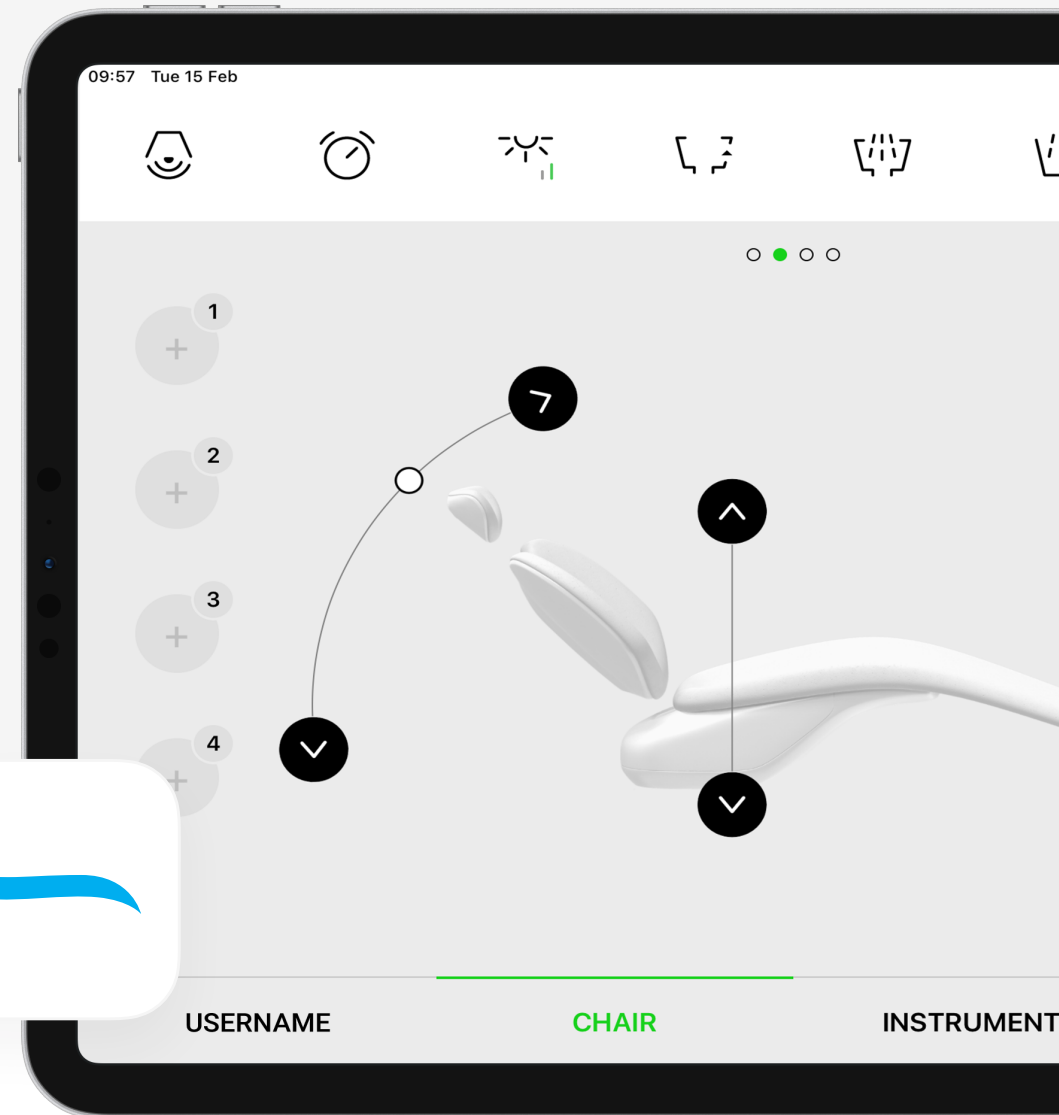
Outsmart your competition.

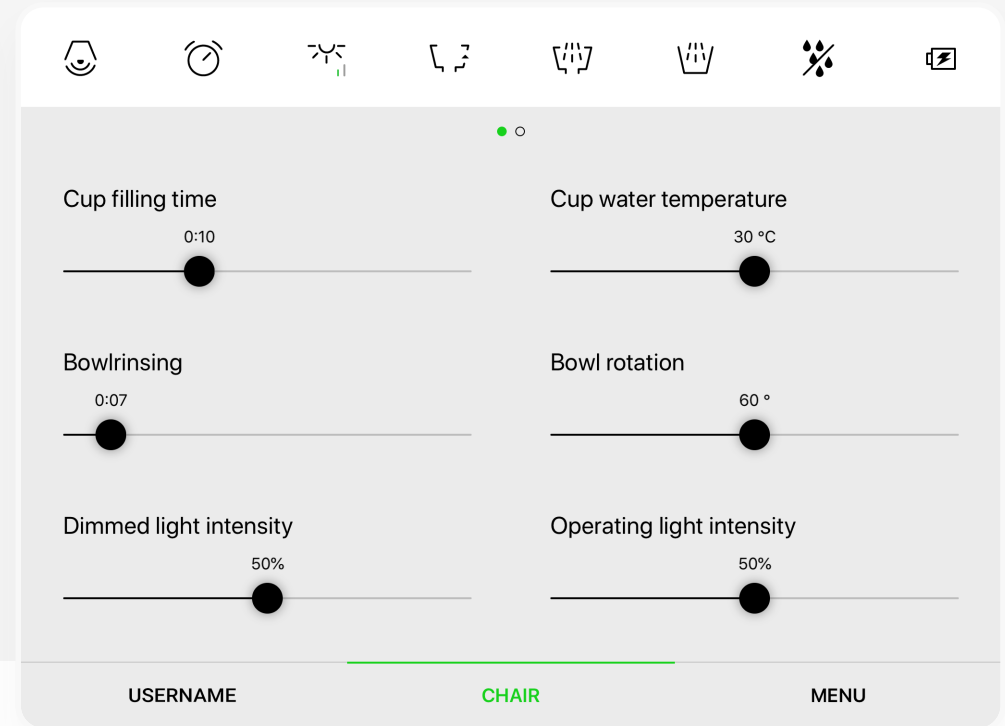
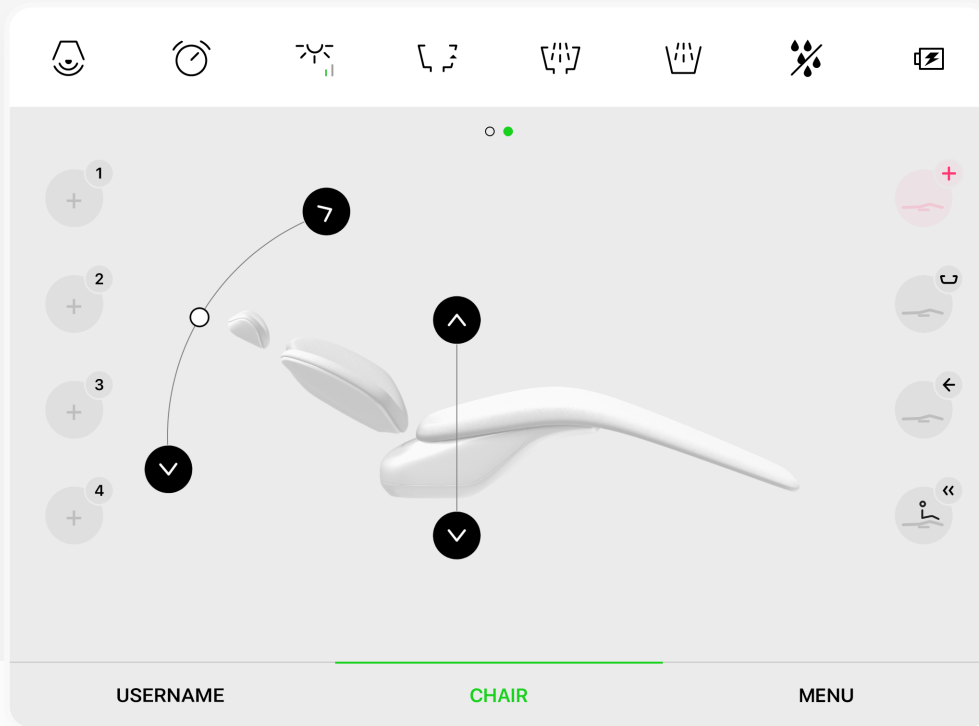
The future is now. Digitize your daily operations with Model Pro and its smart features that will not only improve your daily workflow but will also amaze your patients.

Diplomat Connect app.

Imagine having an extra team member whose task is to memorize and set up even the tiniest details to make your workday as comfortable as possible; without the payroll. That is exactly what the Diplomat Connect app does.

Diplomat Connect app is integrated into the Model Pro and helps **control and automate the dental unit** and smart instruments with just a few taps. The application runs on a companion tablet device and is connected with the dental unit via Bluetooth.



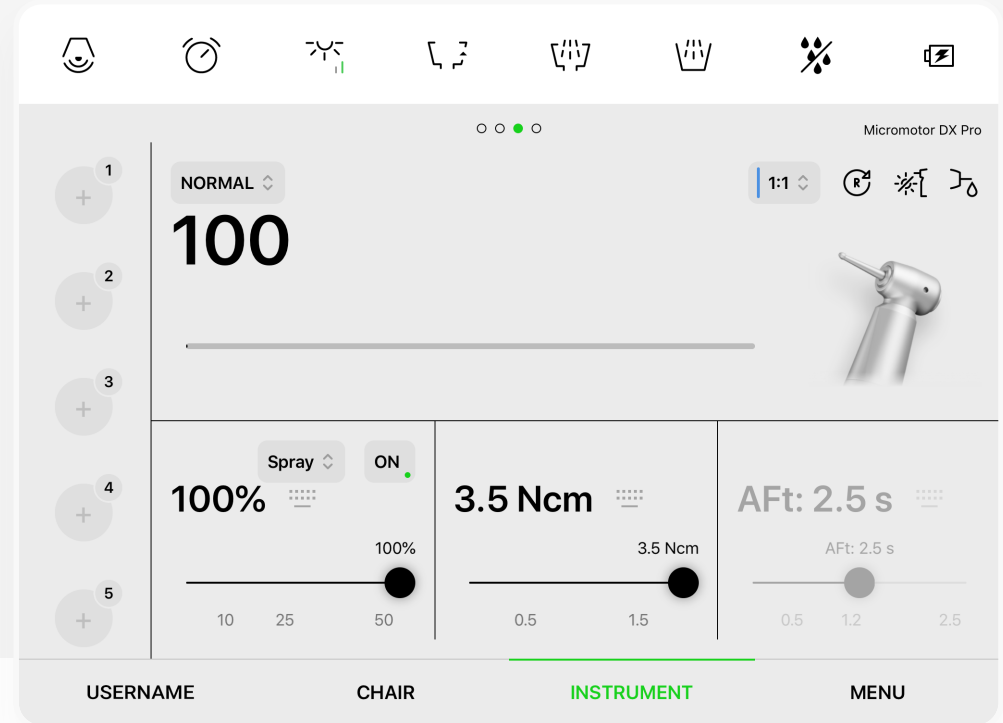


It's like riding a bicycle.

Diplomat Connect app is very easy to use thanks to its intuitive controls and clear design focused on user experience. Everything you need in your daily work is just a tap away.

Yours truly.

Everyone gets a unique and personalized experience using the Model Pro. Setup your dental unit's chair position, instrument parameters, light, hygiene, and much more. You can create an unlimited amount of presets to suit all your team's needs.



Your window to the Whole Wide World.

The tablet device can also carry various third-party apps which allows you to have all the important information always at hand. You can even make a presentation for your patient using the mirror option on the monitor on dental unit.

Like clockwork.

Diplomat Connect app does the basic diagnostics automatically. It can analyse and send information on errors to our technicians and keeps your dental unit's firmware always up-to-date. This significantly decreases the time of both service and downtime of your Model Pro.

We have your back.

We understand that accidents do happen. But do not worry, in case your tablet device breaks, all your presets are safely stored online. You only have to set it up once.

**It's not your typical
dentist appointment.**



**It's an exhibition
of award-winning
design.**

The Model Pro is a design collaboration by ergonomic researchers, engineers, and technology innovators to level up the experience with dental units as we know it.

Designed to impress.

The Model Pro Series is carefully designed to bring stunning visuals to your dental office while bringing ease of use to the highest priority.

The design won multiple awards at the most prestigious product design competitions all over the world.



Clean space is a productive space.



Comfortable access.

The Model Pro's simple and modern design will stay a piece of cutting-edge technology for many years to come. Its slim and balanced proportions allow for a clean and comfortable workspace even in smaller dental offices.

The synergy of great ergonomics, stylish design, and functionality provides comfortable access to your tools and instruments with the option of both upper and lower hose delivery systems.



Simple geometry.

The clean geometry of the cuspidor makes it a great piece of design. In addition, it offers easy access to filters by removing the plastic part using a magnetic grip.



Give yourself control.

The assistant table's unique visual and ergonomic design makes the tools easily accessible. The control panel is using a clear and simple button layout, graphics, and high-quality surface finish.

Made with love and honesty.

Precisely thought out and engineered to the last detail using premium materials for surfaces as well as the dental unit's smallest parts.



Easy convertibility.

Convert your dental unit from left to right just in 30 seconds. Lift the seat, release the brake, rotate the unit, and re-apply the brake. Just like that, faster than a coffee break. The features apply to the Model Pro 500 and the Model Pro 700.



Lift the seat.

Release the brake and rotate.

Switch from
left to right in
30 sec



Love at first seat.

We have conducted extensive ergonomics research to ensure maximum comfort for your patients. The design substantially reduces clients' physical strain and lowers their stress levels. The chair allows for comfortable and firm positioning for all body types. Just let us warn you, they might get too comfy to leave.

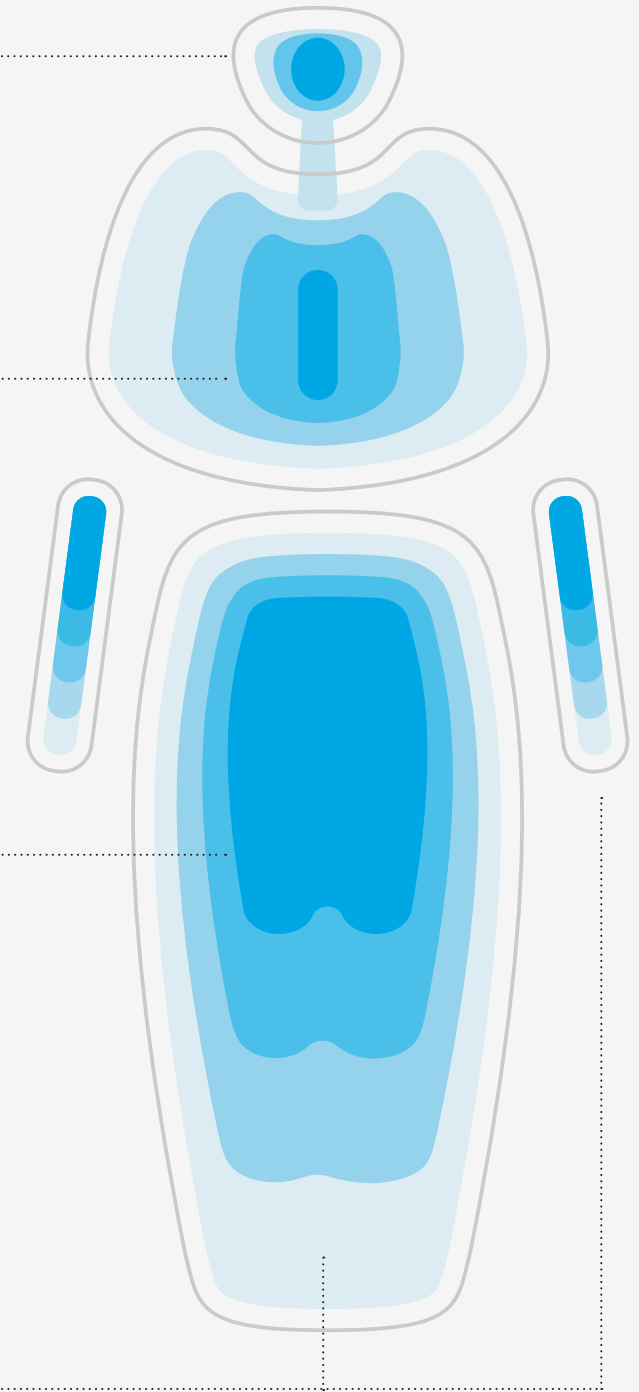
Headrest accepts and copies the shape of the neck and head of any patient.

Shoulders naturally drop so as to ensure a comfortable back position.

Seat and backrest relieve the patient and make them feel supported.

The Trendelenburg position is a standard feature.

Lying position with legs fully supported and arms resting comfortably to enhance relaxation



The Model Pro your way.

Customize the chair's colour selection and upholstery according to your taste. With dozens of options to choose from, it is time for your personality to shine.


No-sew upholstery.

It is never too late to become a hobby interior designer. Choose from up to 49 different colours to complete the interior of your dental office. Your dental office, your decision.

Sewn upholstery with memory foam.

With the sewn upholstery option we have added 20 premium colours to choose from. The memory foam in the chair is used to further increase the comfort for your clients.

Few color examples:







Uplift your work life with Model Pro.


Lift versions of the Model Pro bring even more benefits and improvements to your daily work life. Larger workspace for your assistant, enhanced stability, and larger movement reach of your dentist's table arms.

Lift it



With the introduction of the Model Pro 600 and the Model Pro 800 into our product portfolio, you can finally enjoy the lift technology. With the cuspidor attached to the base, you have plenty of new features to benefit from.

up
up
up.



Even more space.

In a unique design solution, the dental unit's chair was moved back to create even more workspace for your assistant. No need to squeeze anymore.



Good vibes only.

The Model Pro 600 and 800 introduce more stability. The dental unit can carry up to 200 kilograms. Vibrations are absorbed by the whole unit and therefore reduced to the minimum. You do not have to leave your comfort zone. It also allows for an x-ray device to be attached to the dental unit.



Open your arms.

With the lift versions of the Model Pro, the reach of the dentist's table arms gets significantly larger. This enables many different approaches to your work and opens up new perspectives.



Almost too cosy.

We have fine-tuned the proportions of the cuspidor on the unit's lift versions to achieve an even more minimalistic look. The subtle design of the unit helps keep your dental office cosy and clean.



**We are no
astrophysicists. Space
& time still matters
to us though.**

What would best describe the Model Pro Series?
Definitely efficiency. It features a workspace designed
to allow ease of movement for your team as well as
very fast and simple maintenance. The Model Pro
offers many ways to save time.

Welcome to your playground.

Easy to use, fully intuitive, and smooth to operate. The Model Pro is designed to bring contentment and pleasure to your work.

Feels like dancing.

Thanks to pneumatic springs in the pantographic arms and rolling bearings on the rotary components, the movement is surprisingly smooth and enjoyable. Move with ease.

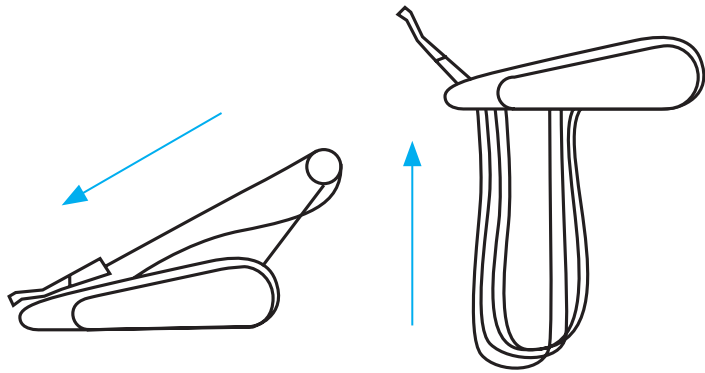


Everything instrumental in your work.

Your Model Pro can be configured with five or six instruments depending on the particular model. The dentist table design ensures intuitive work with all instruments within the reach of your hand, no matter if you choose the upper or lower hose delivery.

Up or down?

Enhance your dentist table with an upper or lower hose delivery system.



Upper hose delivery system.

Lower hose delivery system.





Stability and firmness.

Vibrations are minimised by transferring them evenly from the chair to the rest of the unit.



No pull-back.

The completely new construction of whips and re-balancing of instruments places no strain on your arms and wrists with no pull-back effect.



Cables are so 2021.

No more tripping over cables on the floor. The Model Pro can be equipped with a wireless multifunctional foot control with an average battery lifespan of 2 to 3 months. Move around the dental unit without limitations.



Install like a Pro.

Due to the dental unit's special design, the non-convertible models can be installed without grounding. This solution is ideal for places where any drilling into the floor is not possible or allowed.

Lights on, the stage is yours.

The workspace around the entire Model Pro is fully prepared for your team to perform your best. No matter if you work with one assistant helping with fillings or a full team working on a complex oral surgery.

Thanks to the well-designed base as well as the arm and body of the unit, there is more than enough space for multiple people to work around the chair.

The flexible arm allows for optimal positioning of suction hoses or instruments during any procedure. The assistant's table accommodates up to six instruments on each unit. The arm can be also equipped with basic controllers for cup filling and bowl rinsing, or with a full control panel providing all necessary controls for an assistant to facilitate the dentist's work.

The pantographic version is suitable for both two-handed and four-handed operations.



Even maintenance can spark joy.

Even the most mundane tasks feel great with the Model Pro. Your daily maintenance routines will only take moments to complete.


The Model Pro can accommodate both **dry and wet suction systems**. Each suction hose has its selection valve ensuring that only the one you are using is active. The infection control system is fully integrated and the suction hoses can be flushed after each patient to get ready for the next one in a matter of moments.

Maintenance finished before you say 'temporomandibular joint'.

The suction system filters of the Model Pro are easily accessible from the outside; all clean and replaced within 10 seconds. You do not need to reach and touch the distilled water bottle anymore, the filling is done from the top of the cuspidor. Topping up the distilled water thus becomes fast and safe. The unit can be also connected to the central water supply.



Model Pro 500



Optional upper or lower hose delivery system

Convertible
(For both right- and left-handed)

Carried version

5 instruments on the dentist's table

—

—

Optional wireless multifunctional foot control


—

Customizable colours on the seat upholstery

Customizable colours on spittoon block

—

Model Pro 600



Optional upper or lower hose delivery system

—

Lift version

5 instruments on the dentist's table

—

—

Optional wireless multifunctional foot control

—

Customizable colours on the seat upholstery

Customizable colours on spittoon block

Possible to equip with X-ray
(extra arm)

Model Pro 700



Optional upper or lower hose delivery system

Convertible
(For both right- and left-handed)

Carried version

6 instruments on the dentist's table

Synchronization of seat & backrest *

Electronic bowl rotation *

Optional wireless multifunctional foot control

Complete unit painted in semi-matt white *

Customizable colours on the seat upholstery

Customizable colours on spittoon block

—

Model Pro 800



Optional upper or lower hose delivery system

—

Lift version

6 instruments on the dentist's table

Synchronization of seat & backrest *

Electronic bowl rotation *

Optional wireless multifunctional foot control

Complete unit painted in semi-matt white *

Customizable colours on the seat upholstery

Customizable colours on spittoon block

Possible to equip with X-ray
(extra arm)



“Workflow focused, intelligent, open, and modular – these are the guiding principles of the Model Pro.”

“Our product philosophy is to focus on open platforms, modular and intelligent solutions that improve the workflow of your dental office – making advanced technologies and smart tools easy to use and accessible to every dentist.”

Tomas Nerad, CEO - Diplomat Dental

Load & Play

Digitise your practice through a simple tablet and get the most advanced and user-friendly control system for dental units available in the market.

Use your own tablet to control your dental unit and instruments. Both Android and iOS are fully supported. Data backup on iCloud or Android drive. Quick and secure access to patient data, X-rays, photos. Automatic updates, unlimited amount of users and a friendly interface.

- 1** Download the App Diplomat Connect.
- 2** Activate Bluetooth.
- 3** **Ready!**
Your dental unit is ready to take off.






“Diplomat Connect” is available for iPad on the App Store or Android App on Google play.

Connect with our sales team:

+421 33 7954 111
info@diplomat-dental.com

Follow us:

-  @diplomat_dental #modelpro
-  Diplomat dental
-  Diplomat dental

www.diplomat-dental.com

