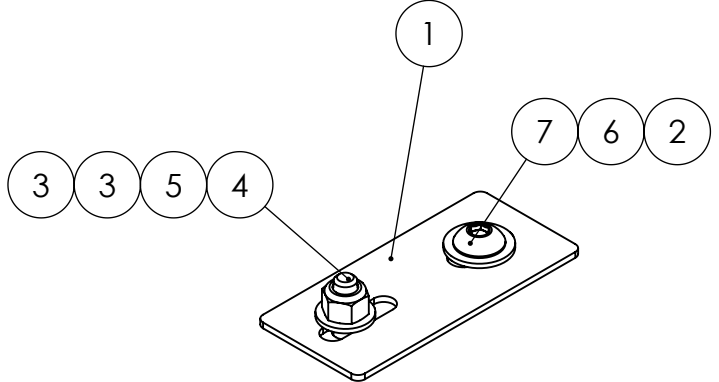
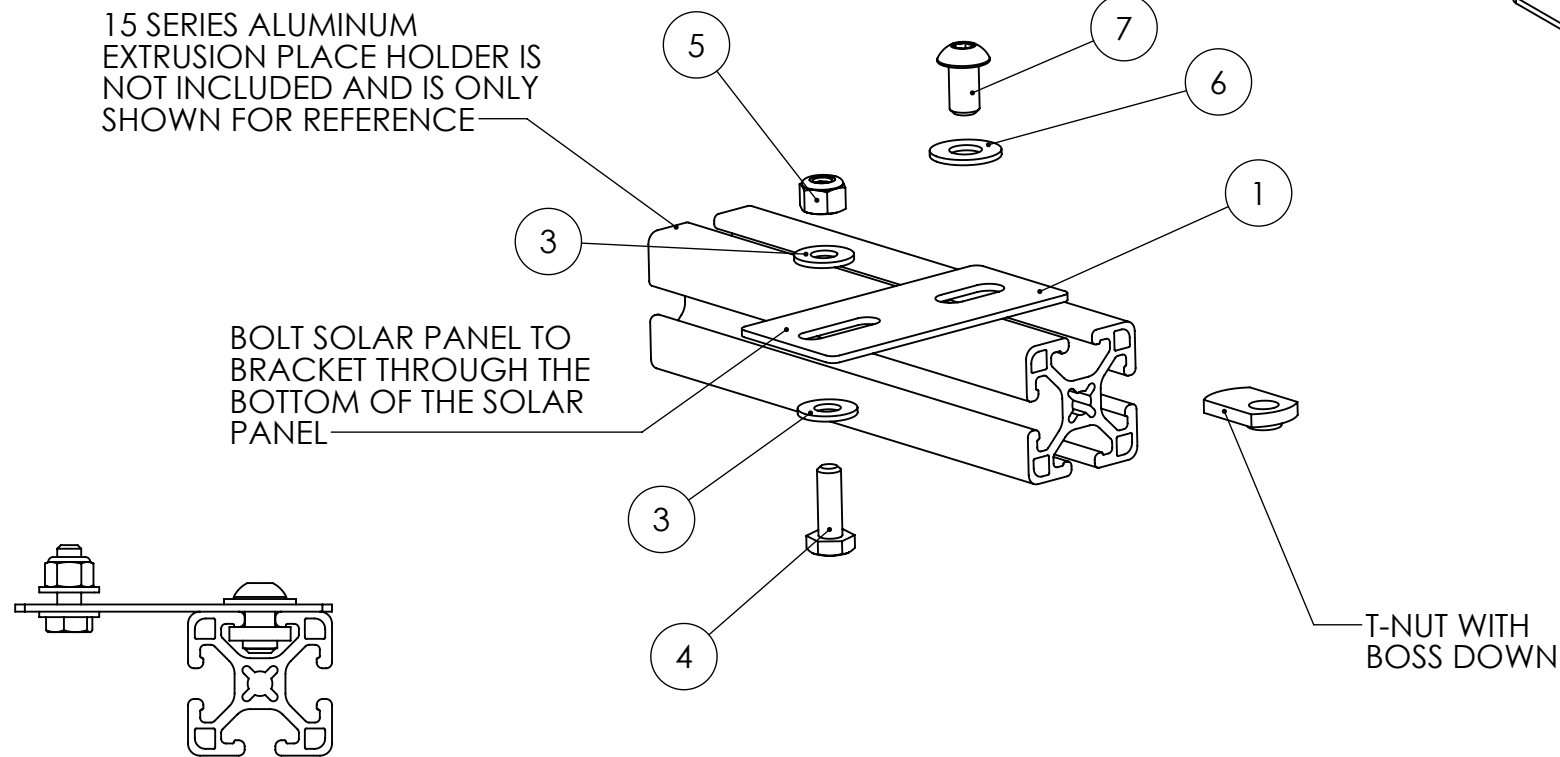
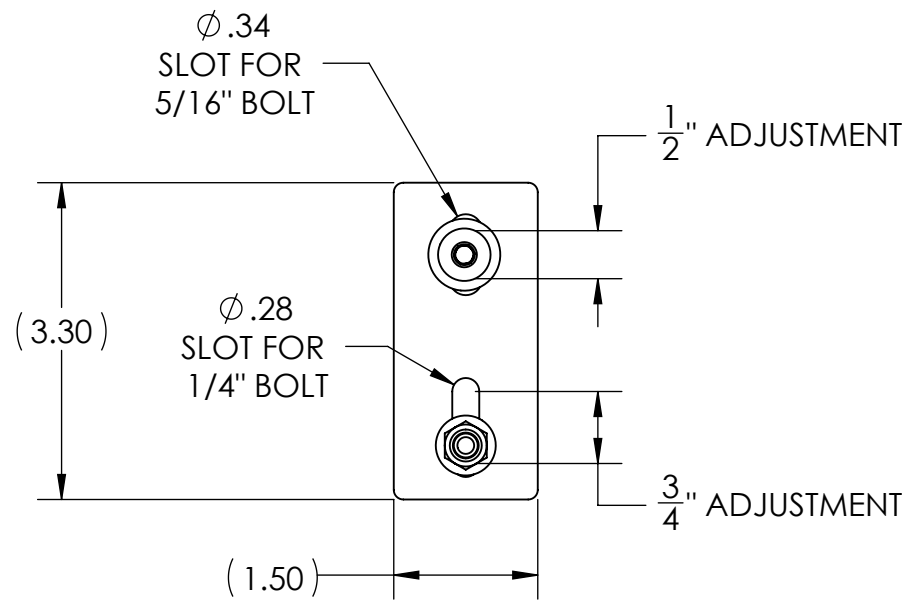


ITEM NO.	Manufacturer	PART NUMBER	DESCRIPTION	MATERIAL	LENGTH	QTY.
1	UNAKA GEAR CO.	1001-MB17-01	SOLAR PANEL TOP MOUNT BRACKET	AISI 304	1.50 IN.	1
2	8020	8020-3678	T-NUT, ECONOMY, 5/16 THREAD, SS	NA		1
3	ANY	92141A029	WASHER, 1/4", 0.625" OD, 18-8 SS	NA		2
4	ANY	92240A540	HEX BOLT, 1/4-20 X 0.75" FULLY THREADED, 18-8 S.S.	NA		1
5	ANY	91831A029	LOCKNUT, 1/4-20, 18-8 S.S.	NA		1
6	ANY	92141A030	FLAT WASHER, 5/16" SCREW SIZE, 0.344" ID, 0.75" OD, 18-8 SS	NA		1
7	ANY	92949A853	BHCS, 5/16-18 X 0.5625" LG, FULLY THREADED, 18-8 S.S.	NA		1

NOTE: THIS DRAWING IS FOR ASSEMBLY PURPOSES ONLY. HARDWARE AND BRACKETS ARE SOLD SEPARTELY



UNLESS OTHERWISE SPECIFIED DIMENSIONS ARE IN INCHES TOLERANCES: ANGULAR: $\pm 0.5^\circ$ ONE PLACE DECIMAL: ± 0.1 TWO PLACE DECIMAL: ± 0.01 THREE PLACE DECIMAL: ± 0.005	DO NOT SCALE DRAWING		TITLE:		
	DRAWN	---	DATE	---	Top Mount Solar Panel Bracket Assembly
PROPRIETARY AND CONFIDENTIAL THE INFORMATION CONTAINED IN THIS DRAWING IS THE SOLE PROPERTY OF UNAKA GEAR CO. ANY REPRODUCTION IN PART OR AS A WHOLE WITHOUT THE WRITTEN PERMISSION OF UNAKA GEAR CO. IS STRICTLY PROHIBITED.	CHECKED	---	---	---	
			SIZE	DWG. NO.	REV
			B	1001-MA17-00	
POST PROCESSING: ASSEMBLY	FINISH: None	SCALE: NTS		SHEET 1 OF 1	