


Network Access Controller

TS1066 Series



Overview

The Network Access Controller is an access control solution allowing you to manage your door and lift access requirements as well as supporting intrusion applications.

Flexible connection options mean the Network Access Controller can connect directly to Management Software without the need for other panel hardware as well as being able to connect to the ChallengerPlus panel for access control and intrusion capability.

A powerful CPU ensures the Network Access Controller suits a range of applications, from small standalone systems through to much larger systems covering hundreds of thousands of users.

This large memory capacity allows the Network Access Controller to locally store up to 250,000 users. Combined with more than 10,000 flexible access groups and user-configurable override times on each door, the Network Access Controller is suitable for even the most demanding security requirements.

The Network Access Controller is specially designed with advanced power and battery management for superior reliability and peace of mind. Each battery terminal is capable of charging a completely flat battery back to operating status which allows your Network Access Controller sites to continue operating at their best in the event of a power outage. In the event of a complete, extended power failure your system will be back online within seconds.

Configuration of the hardware connected to each door or lift is fully customisable with the ability to select from onboard hardware, RAS devices or DGP devices. Coupled with advanced diagnostics available in CTPlus, the Network Access Controller is a complete solution for your access and intrusion needs.


Features

- Allows doors and lifts on a single controller
- Direct connection to supported software
- Compatible with ChallengerPlus panels
- Large memory capacity:
 - 250,000 users
 - 10,000 door groups
 - 50,000 history events
- Dual-BUS to support:
 - Tecom RS-485 readers or expanders
 - OSDP v2
 - Aperio
 - Salto
- Remote flash firmware upgradeable
- Onboard ethernet
- 8 inputs onboard
- 6 readers per door with any combination of in/out
- Relay expander port
- Support for multiple end-of-line (EOL) resistor values
- Scheduled lock/unlock override times
- User configurable door override times
- Card data can be up to 128 bits on every credential
- Each user can have a 10 digit PIN
- Map up to 32 inputs and 16 outputs for use with ChallengerPlus panel
- Up to 100 actions can be scheduled such as lock/unlock and enable/disable.
- Internal error analysis (can find and repair faults avoiding unit malfunction)

System diagram

The Network Access Controller can be configured in several different ways depending on your current system and access requirements.

For new sites with a focus on Access Control

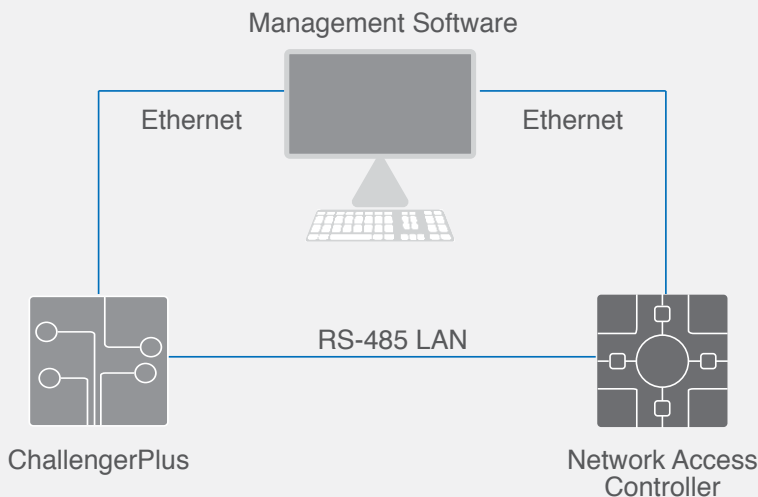


IP Direct Mode

Connects directly to software using IP.

- 250,000 Users
- 10,000 Door Groups
- 50,000 Events History
- Maximum of 8 doors/lifts
- Access only
- Maximum of 100 Floors

For large sites who need both Access Control and Intrusion functions

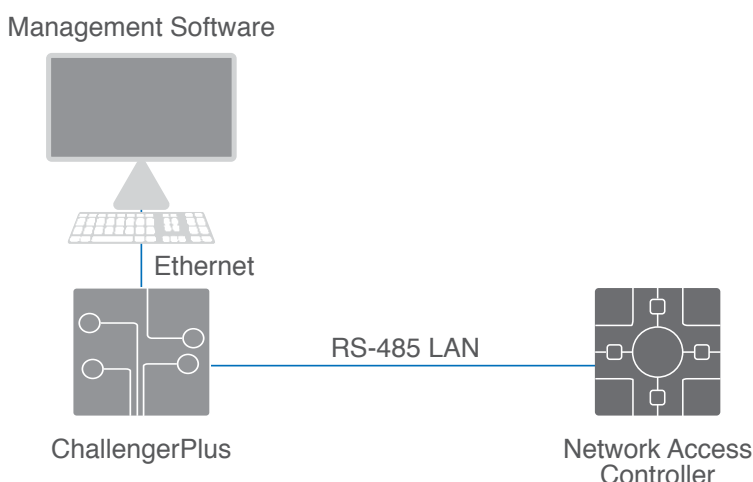


Extended via IP Mode

Connects to software and ChallengerPlus LAN.

- IP : Access
- Challenger LAN RS485 : Intrusion
- Increased capacity compared to 4 door controller
- Maximum of 8 doors/lifts
- Maximum of 100 Floors

For existing installations as an easy upgrade



Classic Mode

RS-485 connected to ChallengerPlus LAN

- 65,565 Users
- 255 Door Groups
- 50,000 Events History
- Maximum of 8 doors/lifts
- Access and Intrusion capability
- Maximum of 64 Floors

Specifications

	Connected directly to software	Connected directly to Challenger panels
System Features		
Ethernet	On-board 10/100Mbps	On-board 10/100Mbps
256 Mb RAM	Yes	Yes
Inputs on board	8	8
Relays on board	4	4
Expandable relays	Yes, either on board or using comms bus	Yes, either on board or using comms bus
Support access control	Yes	Yes
Max. access control doors/lifts	8	8
Anti-passback	Yes	Yes
Communications bus	1 x RS-485 for connection to ChallengerPlus LAN 2 x RS-485 for connection to expanders & readers	1 x RS-485 for connection to ChallengerPlus LAN 2 x RS-485 for connection to expanders & readers
Maximum card bith length	128 bits (48 bits for users that need to use alarm functionality on a connected Challenger panel)	48 bits
System Capacity		
Users	250,000	65,535
Door groups	10,000	255
Event log	50,000	5,000
Holidays	100	24
Time zones	2,000	48
Communication paths	10	10
Floors	100	64
Physical & Environmental		
Temperature	0 - 50°C	
Relative Humidity	95% non condensing <i>NOTE : Units should only be used in a clean environment and not in humid air.</i>	
Dimensions in enclosure	395 (W) x 580 (H) x 112 (D)	
Weight	12kg (in enclosure)	
Regulatory compliance	ACMA C-tick for Australia and New Zealand	
Battery Space	2 x 12Ah battery	
Electrical		
Input voltage to PCB	16-18VAC 100VA	
Battery test	Yes	
Fuse protection	Resettable Fuses	
Total current limit	4 Amps	
Operating current (no peripherals connected)	285mA	
Auxilliary intelligent power supply	750mA	
Intelligent battery charging	Yes	
Siren output current	810mA	
On-board relays	1.7A each	
Bus 1	1A	
Bus 2	0.5A	
Lock power 1	1.9A	
Lock power 2	1.25A	

Network Access Controller

TS1066 Series

National Sales Enquiries
10 Ferntree Place
Notting Hill, Victoria 3168
Phone: 1300 361 479
Outside Australia: +61 3 9239 1200
www.firesecurityproducts.com.au

Ordering Information

Network Access Controller

TS1066	Network Access Controller
TS1066B	Network Access Controller PCB only

Accessories

ENC-LGE	Multipurpose Enclosure
TS1061	Dual Wiegand Interface, 2 relay outputs, 4 inputs
TS1066P	Network Access Controller adaptor plate (for retrofit into existing TS0867 enclosure)



TS1066P Adaptor Plate



Specifications subject to change without notice.
Carrier Fire & Security Australia Pty Ltd.
© 2022 Carrier. All rights reserved. All trademarks are the property of their respective owners.



TS1066-DS-July2022