



SQUAREGLES®

OGGS® MEGA SET

PLAY BEYOND
THE BUILD!®

  @squaregles | squaregles.com



All images shown
are for illustration
purposes only.
Actual product
may vary. Art in
this guide is not
included on panels.

SQUAREGLS[®]

OGGS[®]
MEGA
SET

OGGS MEGA SET

Welcome to the Squaregles universe!	1
Squaregles + MESH	2
Problem Solving and Storytelling	3
Who are the Oggs?	4
Oggs Mega Set Piece List	5
Pieces Explained	6 - 7
Let's Build!	8 - 13

EXTRA BUILD IDEAS!

Beginner	14
Intermediate	15
Advanced	16
Combining Build Ideas! *	17

* Includes sets that are sold separately. Check out squaregles.com for additional sets.

WELCOME TO THE **SQUAREGLES**[®] UNIVERSE!

The Squaregles[®] universe is full of Oggs[®] and Erggs[™], and the things they create! Oggs and Erggs are adventurous characters that spend their days pulling pranks, building crazy contraptions and losing their heads (literally!). They've got powers to discover.

Squaregles magnetically connectable frames have crazy awesome panels that pop in and out. Panels are blank and themed, flat and 3D, paperboard and plastic. Why? Every child's play style is unique, so every Squaregles build can be too. Whether you're an action seeker, contraption maker, builder, inventor, artist or storyteller, Squaregles is for you. Hello hours of fun and engagement.

On top of all the fun, playing with Oggs and Squaregles helps build Mental, Emotional and Social Health skills (MESH). Your child is able to take on new and exciting challenges, solve problems and create stories. All of these skills are proven to improve MESH.



SQUAREGLES + MESH

TAKE THE PLAY EVEN FURTHER!

MESH (Mental, Emotional, Social Health) in children is important to building resiliency. There are four skills that have been identified to improve MESH through play:

1. Focus on **problem solving** and perseverance
2. Encourage **storytelling**
3. Present new or increasing challenges during the duration of play
4. Draw children and their adults to play together

Squaregles is designed specifically to develop these four MESH skills!



COMBINING PHYSICAL AND VERBAL PROBLEM SOLVING

WITH ERIKA CARDAMONE, MS, CCC-SLP

How does Squaregles do this?

- ▶ Children construct and modify their builds, as well as their stories through the characters.
- ▶ The builds can start off simple, but can become increasingly challenging as you see fit.
- ▶ Following step-by-step directions and revising construction is problem solving!
- ▶ Grownups can explain perseverance and verbally identify challenges, like "Wow, this is really tricky to balance. I wonder if we'll get it on the first try."
- ▶ Encourage storytelling! When children practice storytelling, they're doing so much more than just talking... they're verbalizing emotions, solving problems, negotiating roles, using critical thinking and language to engage with the world around them.

SIMPLE STRATEGIES TO ENGAGE IN STORYTELLING WITH YOUR CHILD:

Let your child lead the play – you are the Producer, your child is the Director of play.

The Oggs (characters) are essential for building the story. They interact through conversation, thinking, planning, and more!

Use "I wonder..." statements and open-ended questions, like "I wonder how they'll get back to shore," "How will they get rid of the shark?"

Be open to plot twists. Encourage modifications to the story and the build! For example, adding a floating dock to jump off and swim.




We partnered with Speech-Language Pathologist (and Toy Expert!), **Erika Cardamone**, to create ways to encourage storytelling with Squaregles. In the build section (starting on page 14), Erika has included some storytelling prompts for you to use while playing beyond the build!

WHO ARE THE OGGs®?

Oggs® are curious, sometimes sassy, always adventurous creatures. In the Squaregles universe, they uncover magical items called **Totems**!

With powerups from Totems, Oggs activate special, often surprising, and not always helpful, magical powers. How will they use them?!

Beware, the mischievous **Erggs**™ have Totems too...



TOTEMS EXPLAINED

Along the way, Oggs uncover magical items called **Totems**. While it's a mystery where these Totems came from (or who left them behind), Oggs have discovered that Totems magically unlock powerups when equipped.

Each powerup is unique to every Ogg. For example, the Unicorn Helmet may allow Flare to teleport, but for others... well, the power may be more unpredictable. The only thing known for sure is that this is just the beginning...

Oggs Mega Set Piece List

1
Wren Head



1
Bax Head



1
Unicorn Helmet



1
Racer Helmet



1
Dragon Helmet



1
2-Legged Body



1
4-Legged Body



1
Wings



1 Snowboard



2
Oggs® Cars



4
Triangle Panels



2
60° Railings



2
60° Turn Tracks




10
Paperboard Panels




3
Straight Tracks



1
90° Turn Track



1
Tube



2
Rampers



6
Square Panels



2
Hole-in-Ones



8 Edge Frames



8 Bridge Clips



32
Square Frames



8
Triangle Frames



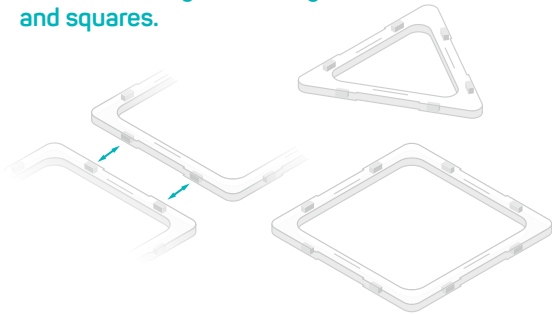
2
Mega Jumps



Something missing? Please reach out to us at build@squaregles.com. We're here to help!

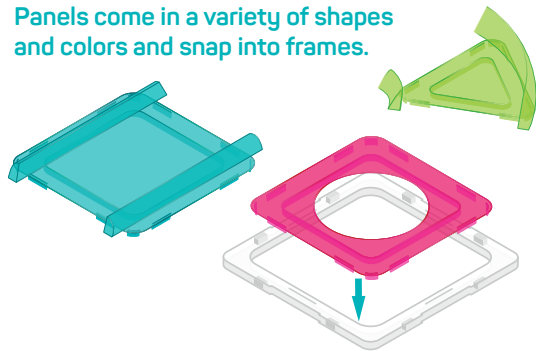
Frames

Frames are magnetic triangles and squares.



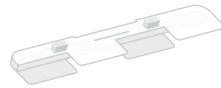
Panels

Panels come in a variety of shapes and colors and snap into frames.




Edge Frames

Pop edge frames onto ramps and paperboard to connect them magnetically to other frames!

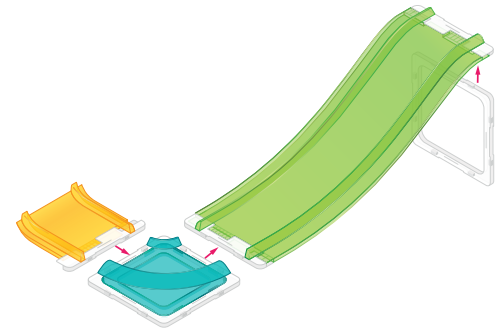
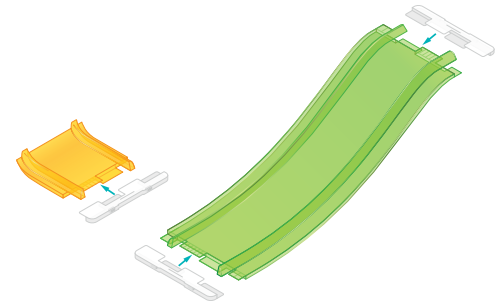


Ramps

Ramps are panels with an incline. Pop an edge frame on them to connect them magnetically to your build!

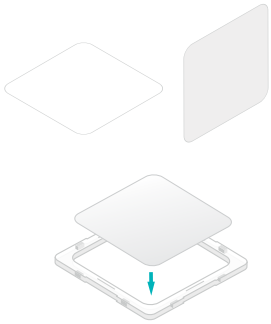


Edge Frames + Ramps



Paperboard

Paperboard are the blank paper pieces that you can draw on and snap into square and edge frames!

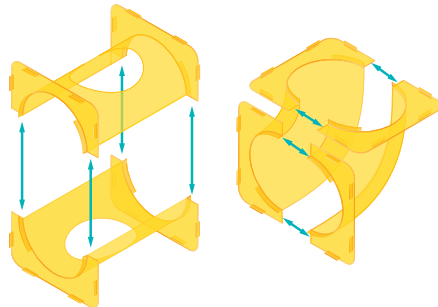


Paperboard + Edge Frame = Interactive Pieces!



Tubes

The tubes are packaged in two separate pieces, snap them together to create the full tube. Then, add square frames onto the ends to add them to your build!




Oggs

Oggs are clever, adventurous characters included in the Squaregles Universe.

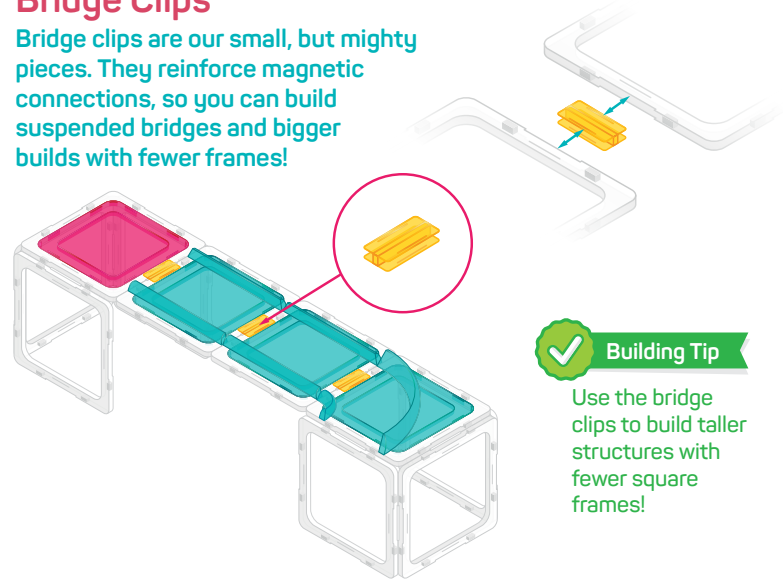
Oggs heads are balls! Roll them down ramps or attach them to their bodies or cars for endless ways to play.

Attach Oggs' head to their bodies and cars with their hats.



Bridge Clips

Bridge clips are our small, but mighty pieces. They reinforce magnetic connections, so you can build suspended bridges and bigger builds with fewer frames!



Building Tip


Use the bridge clips to build taller structures with fewer square frames!

LET'S BUILD!

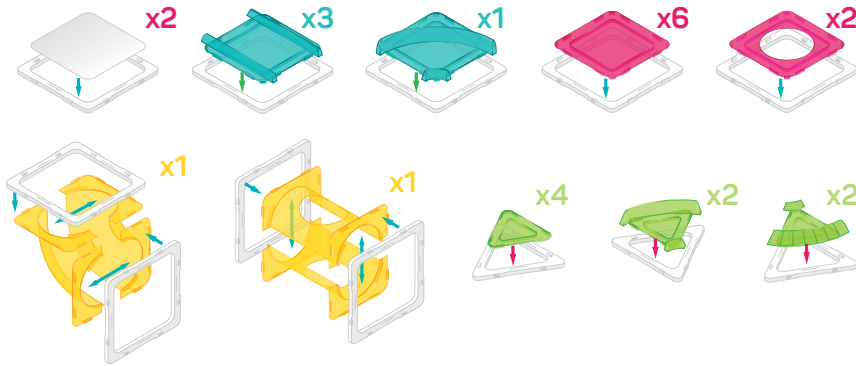
Not sure where to start? Here are step-by-step instructions to recreate the build on the front of the box.

Heads up! This is an advanced build and may take some trial and error the first time. For younger kiddos (or if you just want to start with an easier build), we suggest beginning with some of the build ideas on the following pages or creating your own masterpiece!

Tag us on social media with [#squaregles](#). We can't wait to see the creations, contraptions and challenges you will dream up!

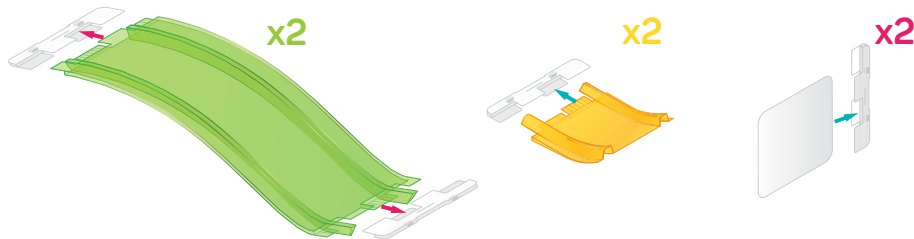


STEP 1 Snap panels and tubes into square and triangle frames.

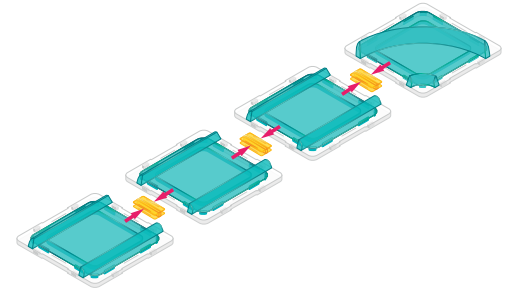


Build Tip: Less is more. You don't need 4-6 squares per level to build a tower, our magnets are strong so you can use less and maximize your build.

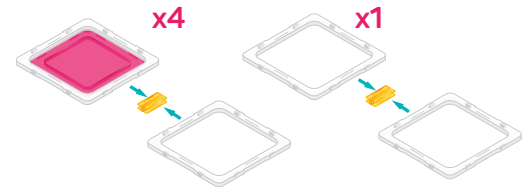
STEP 3 Attach edge frames to ramps and paperboard.



STEP 2 Build a bridge with bridge clips.

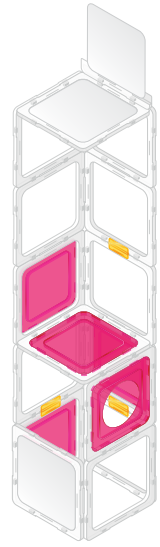
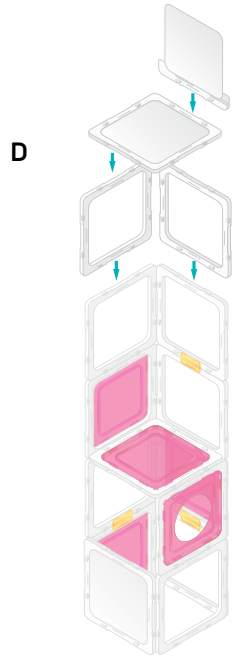
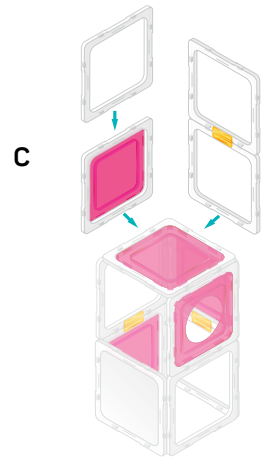
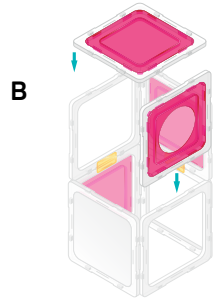
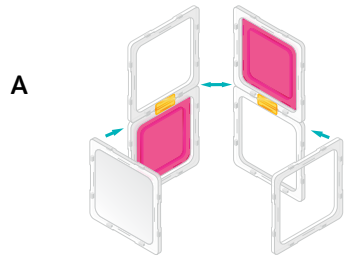


STEP 4 Create 5 pairs of square frames using bridge clips.



STEP 5

Let's build the left tower!

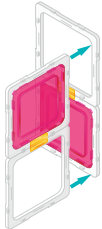


STEP

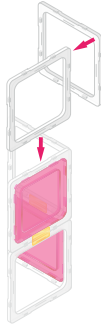
6

Now, let's build the right tower!

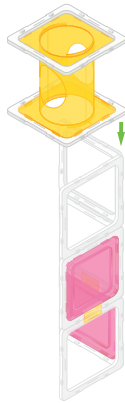
A



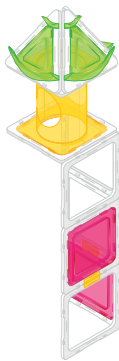

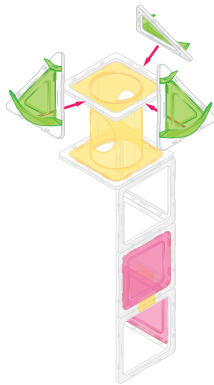
B



C



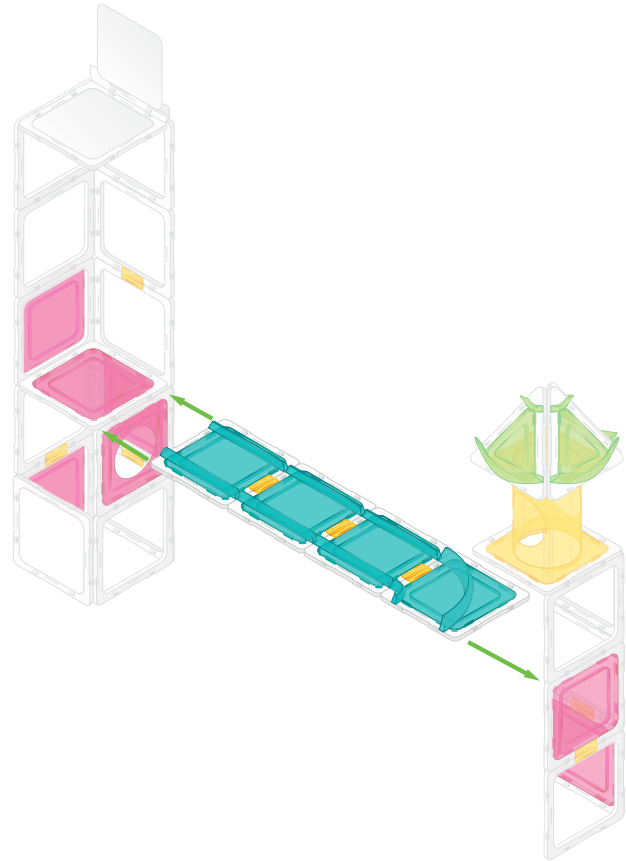
D



STEP

7

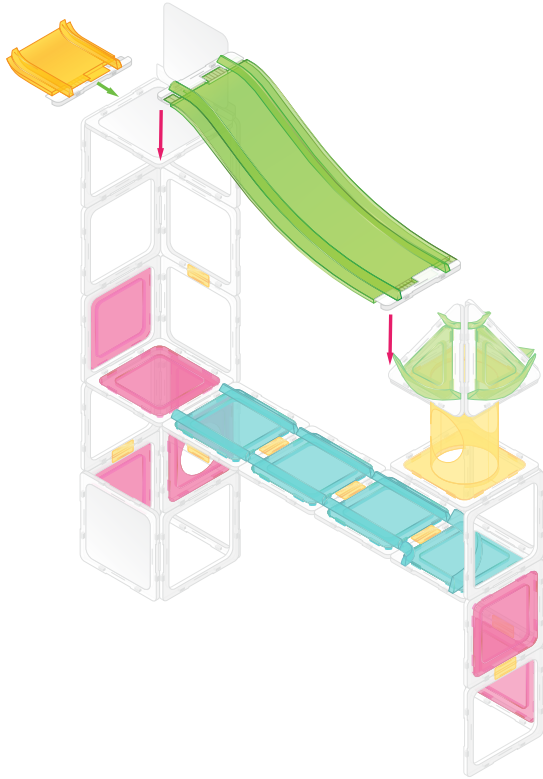
Let's connect the towers with the bridge made earlier.



STEP

8

Let's add some more ramps!

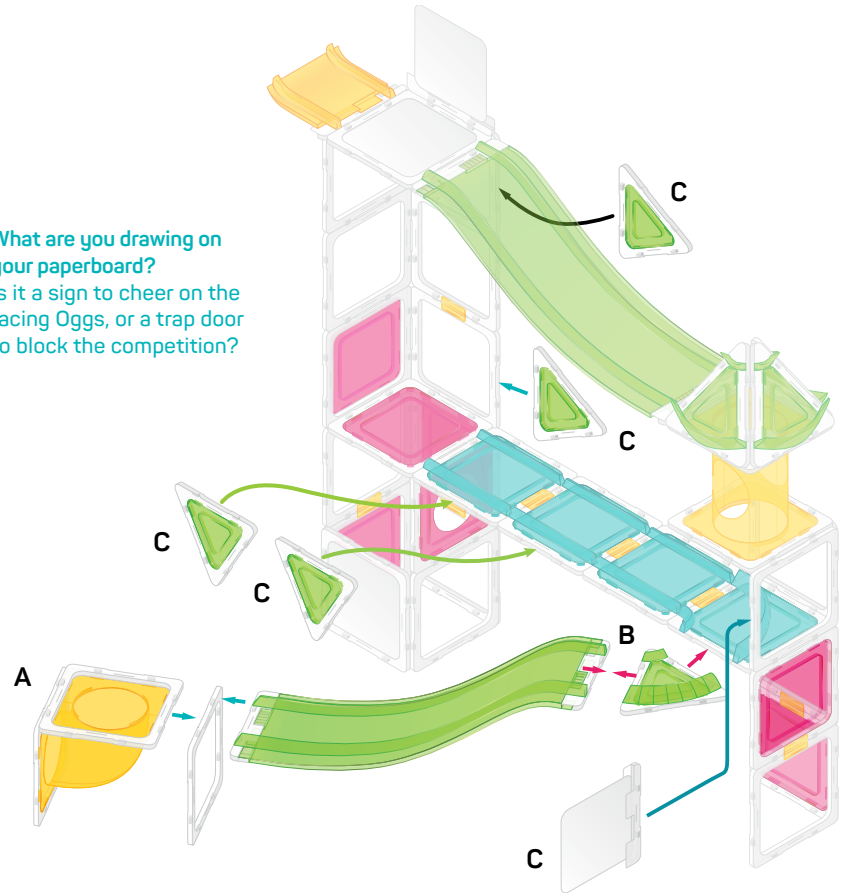


STEP

9

Let's add some triangle frames and some paperboard+edge frame combos for extra decoration!

What are you drawing on your paperboard?
Is it a sign to cheer on the racing Oggs, or a trap door to block the competition?



STEP

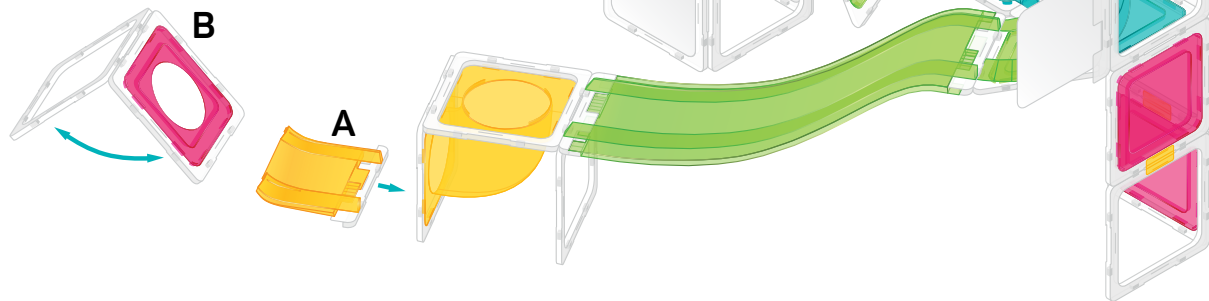
10

Let's add a goal for the Ogg to land in!

Once the Ogg makes it down both ramps and out of the final tube, will the Ogg land in the goal? Let's see!

And with that...

BUILD FINISHED!

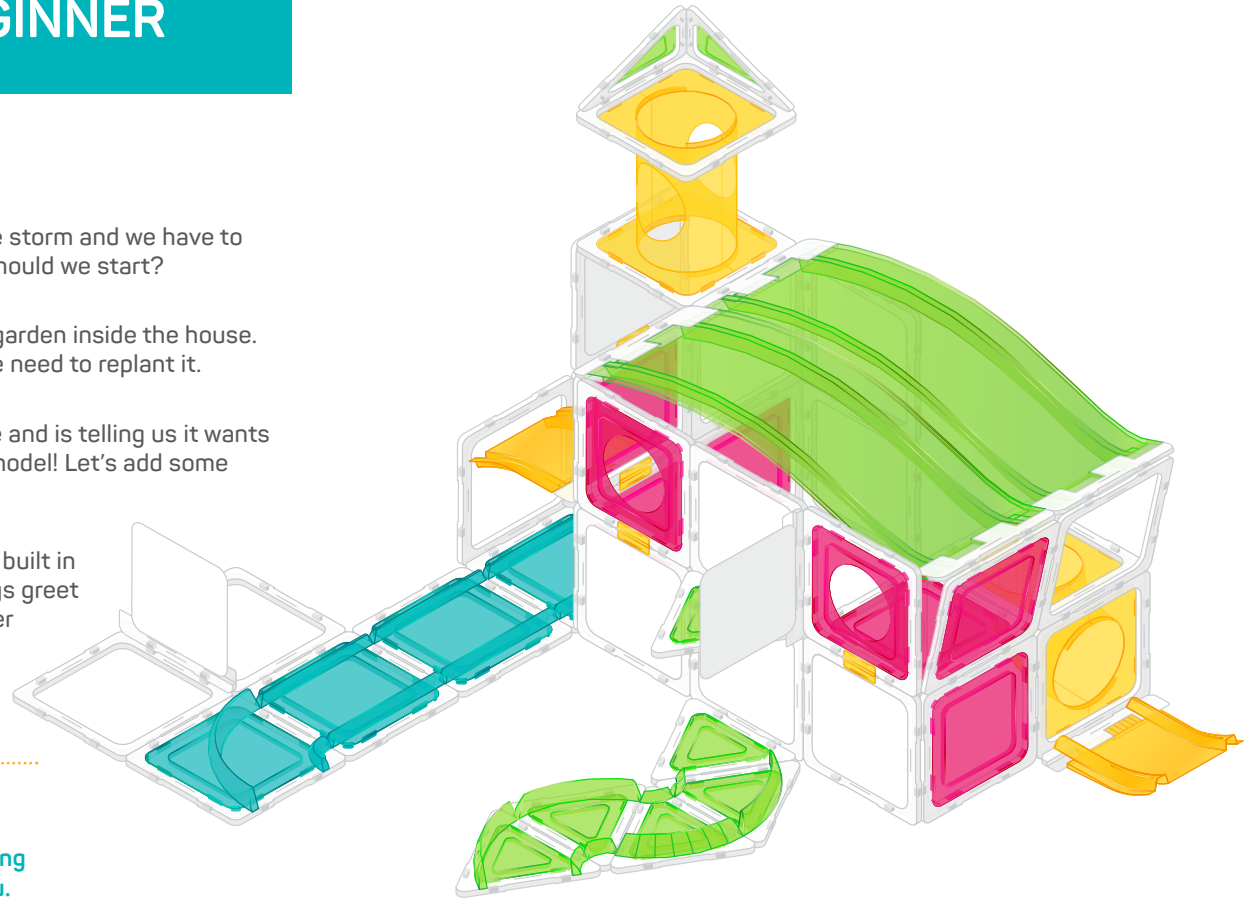


STORY PROMPTS:

- ▶ Oh no! There's been a huge storm and we have to rebuild the house, where should we start?
- ▶ Discover a magical flower garden inside the house. The garden is dying and we need to replant it.
- ▶ The house has come to life and is telling us it wants more rooms. Time for a remodel!! Let's add some more rooms.
- ▶ There's a new house being built in the neighborhood. The Oggs greet the new neighbors. I wonder what they like to do?

MESH PROMPT:

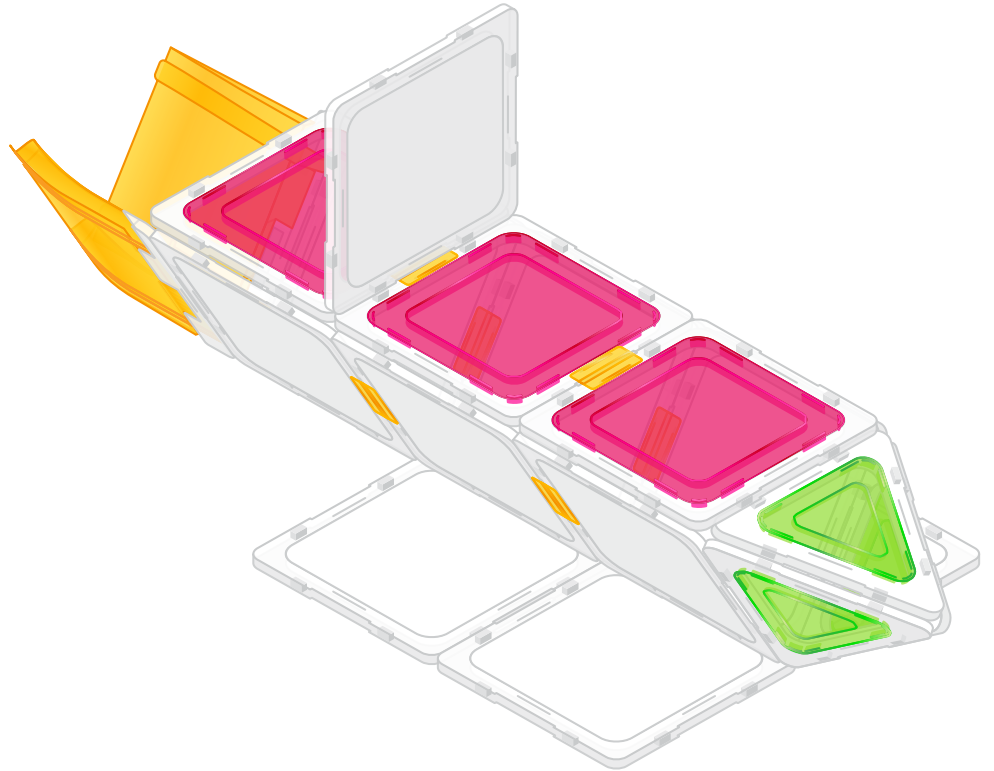
Tell me about a time something unexpected happened to you.



INTERMEDIATE

STORY PROMPTS:

- ▶ The boat is teleported to the middle of the ocean and we're now lost at sea. How can we get back to land? Can we build a floating dock or row boat?
- ▶ Bax was out fishing and accidentally caught a shark. Uh-oh! What should he do?
- ▶ A giant storm is coming in fast! What can Bax and Wren do to stay afloat?



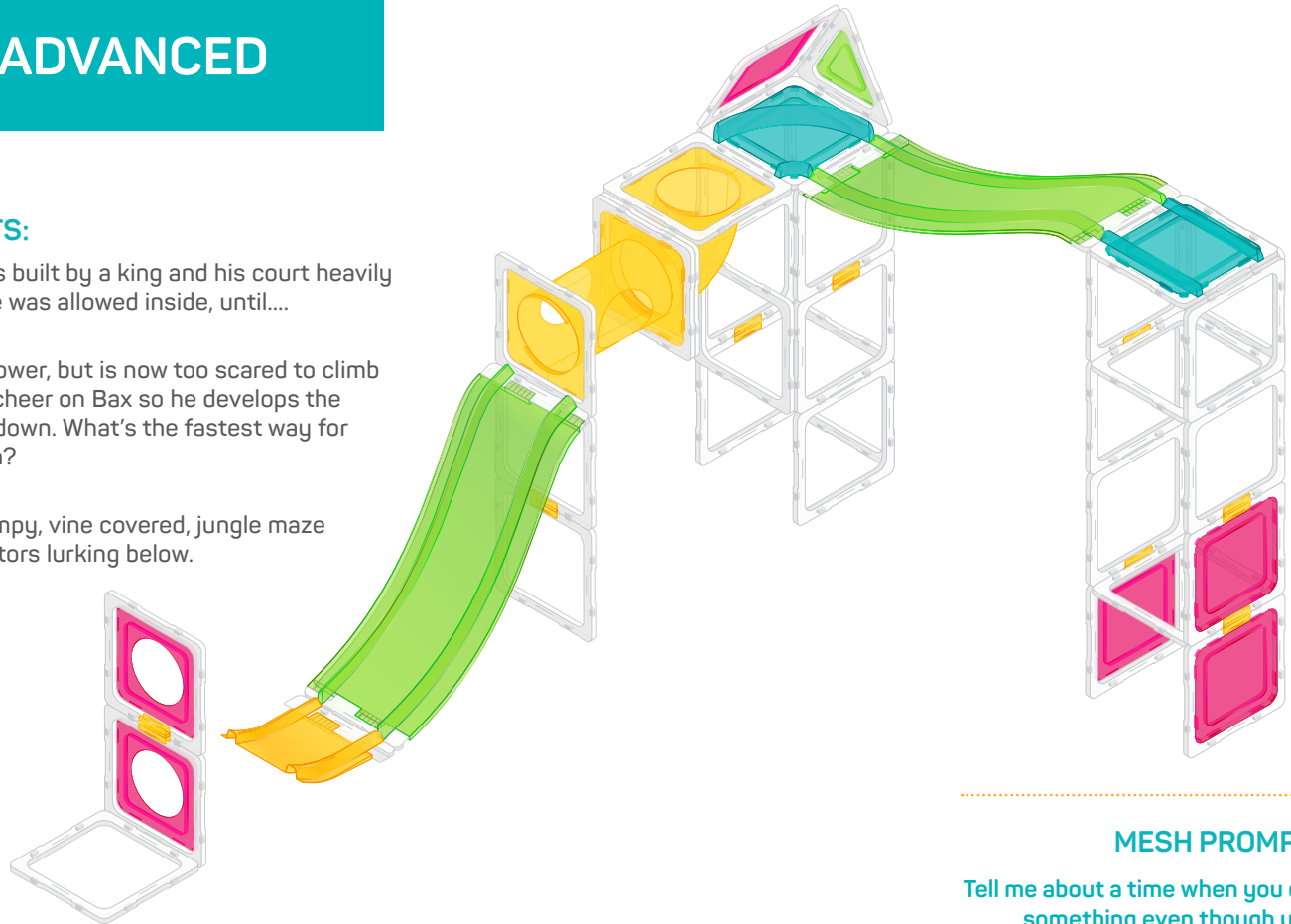
MESH PROMPT:

Tell me about a time you solved a problem with a friend.

ADVANCED

STORY PROMPTS:

- ▶ This tall tower was built by a king and his court heavily guarded it. No one was allowed inside, until....
- ▶ Bax climbed the tower, but is now too scared to climb back down. Let's cheer on Bax so he develops the courage to come down. What's the fastest way for him to come down?
- ▶ Get across a swampy, vine covered, jungle maze with hungry alligators lurking below.



MESH PROMPT:

Tell me about a time when you did something even though you felt scared.

**COMBO
BUILD
IDEA 1**

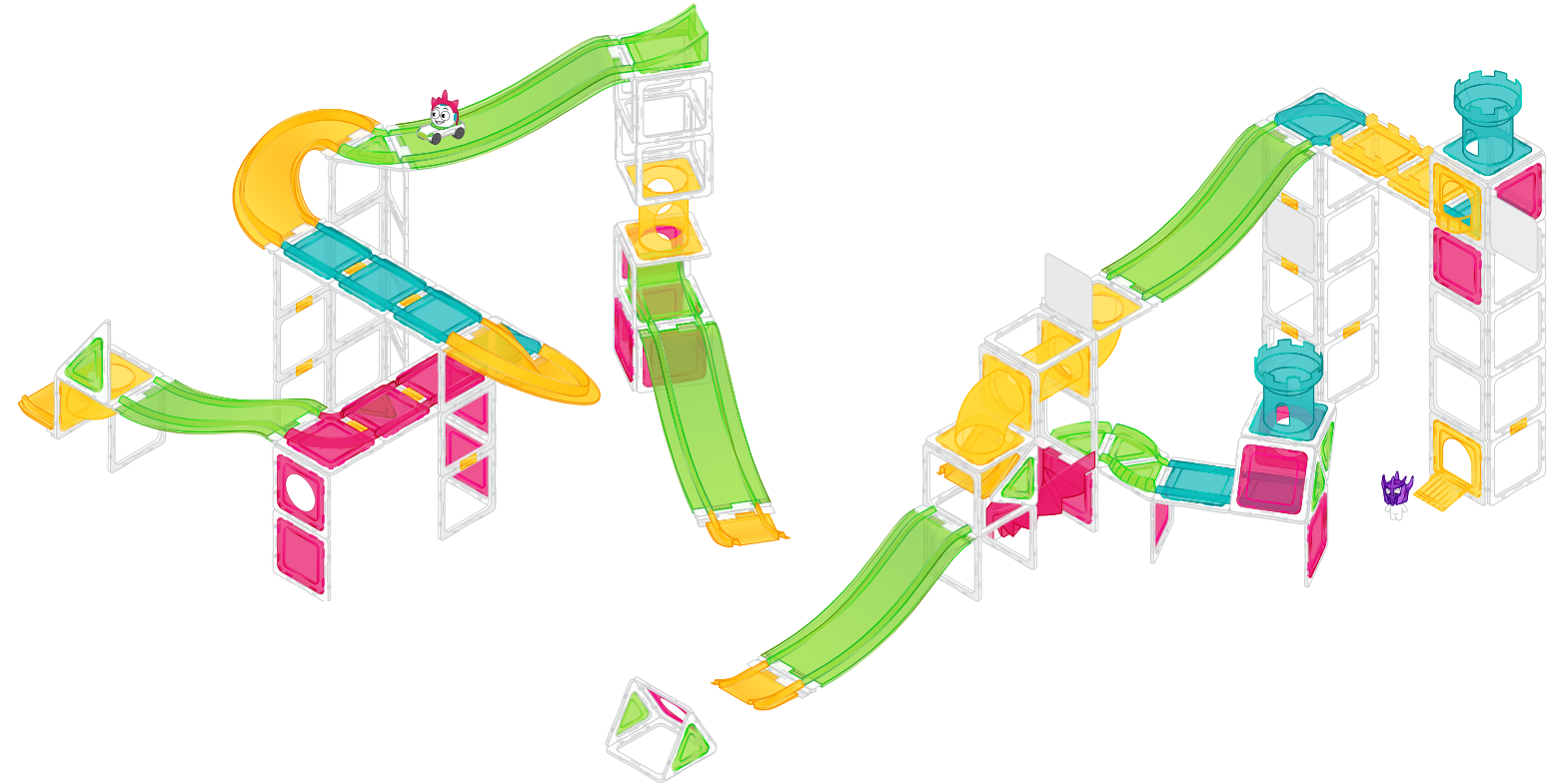
Oggs Mega Set



+ Go's Spiral Drop



(sold separately)



Oggs Mega Set



+ Oggsmore Keep: A Castle Saga



(sold separately)

**COMBO
BUILD
IDEA 2**

(Includes sets that are sold separately. Check out [squaregles.com](https://www.squaregles.com) for additional sets.)


SQUAREGLES®


 Email: build@squaregles.com


 Instagram: [Squaregles](#)


 TikTok: [Squaregles](#)


ATTENTION!

 Do not submerge the product in water and never use washing machines or dishwashers to clean the product.

 Do not allow children to put parts in their mouth, as there may be a risk of choking. This product contains small parts and should not be used by children under 3 years old.

 If the parts break, be sure to collect all pieces and discard them immediately.

 Keep the product away from objects affected by magnets, such as credit cards, watches TVs, computers, cellphones, and other electronics.

 Please wipe with a dry towel if the product becomes dirty.

2023 Squaregles LLC. All Rights Reserved.
Squaregles, Squaregles logo, Oggs, Oggs logo, Erggs, Erggs logo, Get Lost in Play!, Play beyond the Build, Build Outside the Box, and associated trademarks and trade dress are owned by Squaregles LLC. Squaregles patent information is available at squaregles.com/patents